



Para Ice Hockey

Para ice hockey

RESULTS BOOK

RASSEGNA RISULTATI

VERSION HISTORY

| VERSION | DATE | COMMENTS |
|---------|-------------|-------------------------------------------|
| 1.0 | 15 MAR 2026 | Created at the end of the IHO competition |



Competition Format and Rules

Formato e regole gara

As of WED 4 MAR 2026

COMPETITION FORMAT

Preliminary Round

Eight (8) team tournament where each team is allocated to one of two groups (A or B). Each team plays each other team in their group once (three games each) in a round robin format. (Note: the teams ranked one (1), four (4), five (5) and eight (8) will be in Group A and the teams ranked two (2) three (3), six (6) and seven (7) will be in Group B.)

Points will be awarded on the following basis:

- Three (3) points for the winning team at the conclusion of regulation time.
- Regulation Draw: one (1) point for both teams at the conclusion of regulation time if the game is tied.
- Overtime Win: one (1) additional point for the team winning the game in an overtime period, or the Penalty Shot Shootout Procedure as defined in the WPIH Rulebook if the teams are still tied following the conclusion of the overtime period.
- Regulation Loss: zero (0) points for the team losing the game at the conclusion of regulation time.

For the purpose of the playoffs, teams will be reseeded after the preliminary round games have completed. Reseeding of teams for playoffs will be in accordance with WPIH Regulation 8.6.3. The seeding numbers will be allotted by use of the following criteria in the order presented:

- Higher position in the group
- Higher number of points
- Better goal difference
- Higher number of goals scored
- Better seeding entering the championship

Playoff Round

The top two (2) teams in each pool will advance to the semifinals.

The bottom two ranked teams from each pool will play for positions 5 through 8 in the Final Classification Games. The third ranked teams from each group after the preliminary round will play the fourth ranked teams from the other group. The winners of the classification games will play a single game to determine fifth and sixth place; the losers will play a single game to determine seventh and eighth place.

Semifinals:

The first ranked teams from each group after the preliminary round will play the second ranked teams from the other group. The winners of the semifinal games will advance to the gold medal game; the losers will play in the bronze medal game.

The winner of the gold medal game will win the gold medal while the loser will receive the silver medal. The winner of the bronze medal game will win the bronze medal while the loser will be ranked fourth.



Competition Format and Rules

Formato e regole gara
As of WED 4 MAR 2026

Tie-Break Rules

For game winners (preliminary round): a five-minute overtime period shall be played. The game will end when the five minutes has expired or when a goal is scored, the scoring team will be declared the winner. If no goal is scored in the overtime period then the Penalty Shot Shootout Procedure will apply. NOTE: teams do not change ends for overtime in these games.

For game winners (all matches in playoffs, including semifinals, and bronze medal game): a ten-minute overtime period shall be played. The game will end when the ten minutes has expired or when a goal is scored, the scoring team will be declared the winner. If no goal is scored then the Penalty Shot Shootout Procedure will apply. NOTE: teams do not change ends for overtime in these games.

For game winners (gold medal game only): a fifteen-minute overtime period shall be played. The game will end when the fifteen minutes has expired or when a goal is scored, the scoring team will be declared the winner. If no goal is scored then the Penalty Shot Shootout Procedure will apply.

NOTE: all overtime periods shall be played with each team at the numerical strength of four (4) skaters and one (1) goalkeeper. Specific rules for this procedure follow the World Para Ice Hockey Regulations.

For handling ties (same win/loss record) at the end of the round robin, refer to World Para Ice Hockey Regulation 8.3.

Participation numbers

Athletes: Maximum of 144 athletes

Expected number of teams: eight (8), normally with seventeen (17) or eighteen (18) players per team depending upon female participation.

DIFFERENCES FROM BEIJING 2022 PARALYMPIC GAMES

- The seeding of the groups and progression to the playoffs up to the semifinal phase is different for Milano Cortina 2026.

DIFFERENCES FROM OLYMPIC GAMES

- Para ice hockey is an open tournament. Ice hockey at the Olympics has separate tournaments for both men and women.
- Paralympic team sizes are 15 skaters (or 16 depending on female participation) and two goalkeepers. Olympic hockey teams are 22 skaters and three goalkeepers for men and 20 skaters and three goalkeepers for women.
- Olympic competition for men includes qualification and quarterfinal games.
- Olympic competition for women includes quarterfinal games.
- Paralympic competition includes classification games for 5/6 and 7/8.
- Olympic ice hockey uses two referees and two linespersons. Para ice hockey uses one referee and two linespersons.
- Para Ice Hockey has one timeout per team for 60 seconds.
- Para Ice Hockey has 15-minute periods rather than 20-minute periods at the Olympic Games.
- The following Olympic ice hockey penalties are not valid for Para ice hockey: kicking, kneeling.
- The following penalty is only applicable for Para ice hockey: teeing
- For Penalty Shot Shootout in the playoff matches, Paralympic ice hockey starts with three shots by each team before proceeding with alternate team shots if still tied. At the Olympic Games, they commence the Penalty Shot Shootout for playoff matches with five shots by each team before proceeding with alternate team shots if still tied.
- Players in Para ice hockey use a sledge rather than skates.



Competition Format and Rules

Formato e regole gara
As of WED 4 MAR 2026

- Players in Para ice hockey use two hockey sticks which are much smaller than the sticks used in Olympic ice hockey. These sticks also have 'picks' on the butt end of the sticks which are used for propulsion.
- Para ice hockey referees and linespersons do not have jersey numbers.

Note:
For further information please consult: www.paralympic.org



Medallists by Event
Medagliati per evento
As of SUN 15 MAR 2026 at 17:58

| Event | Date | Medal | Name | Gen | NPC Code |
|---------------------|------------------|---------------------|----------------------|-----|----------|
| Open Tournament | SUN 15 MAR | GOLD | 4 ROYBAL Brody | M | USA |
| | | | 7 BEASLEY Kayden | M | |
| | | | 8 WALLACE Jack | M | |
| | | | 9 DODSON Travis | M | |
| | | | 10 BOLTON Brett | M | |
| | | | 11 UTHKE Landon | M | |
| | | | 16 FARMER Declan | M | |
| | | | 18 NICHOLS Evan | M | |
| | | | 19 JONES Malik | M | |
| | | | 22 GROVE Noah | M | |
| | | 23 CUNNINGHAM Liam | M | | |
| | | 24 MISIEWICZ Joshua | M | | |
| | | 27 PAULS Josh | M | | |
| | | 29 LAMARRE Griffin | M | | |
| | | 32 LEE Jen | M | | |
| | | 37 EUSTACE David | M | | |
| | | 88 McKEE Kevin | M | | |
| | | SILVER | 4 DUNN James | M | CAN |
| | | | 5 HENRY Tyrone | M | |
| | | | 7 LAVIN Zach | M | |
| | | | 8 McGREGOR Tyler | M | |
| | | | 11 DIXON Adam | M | |
| | | | 12 WESTLAKE Greg | M | |
| | | | 13 BOILY Vincent | M | |
| | | | 17 BURNETT Shawn | M | |
| | | | 19 COZZOLINO Dominic | M | |
| | | | 23 HICKEY Liam | M | |
| | | | 26 JACOBS-WEBB Anton | M | |
| | | | 29 KOVACEVICH Micah | M | |
| | | | 30 WATSON Corbin | M | |
| 54 KINGSMILL Adam | M | | | | |
| 61 ARMSTRONG Rob | M | | | | |
| 92 HALBERT Auren | M | | | | |
| 98 LELIEVRE Mathieu | M | | | | |
| BRONZE | 1 WANG Wei | M | CHN | | |
| | 3 LYU Zhi | M | | | |
| | 8 WANG Zhidong | M | | | |
| | 12 CHE Hang | M | | | |
| | 15 SONG Xiaodong | M | | | |
| | 17 SHEN Yifeng | M | | | |
| | 18 WANG Jujiang | M | | | |
| | 19 ZHANG Zheng | M | | | |
| | 20 JI Yanzhao | M | | | |
| | 23 CUI Yutao | M | | | |
| | 24 ZHU Zhanfu | M | | | |
| | 28 TIAN Jintao | M | | | |
| | 30 QIU Dianpeng | M | | | |
| | 32 LI Hongguan | M | | | |
| | 33 CHEN Hongyu | M | | | |
| | 37 HE Haoran | M | | | |
| 39 LIU Wenxu | M | | | | |

| | | | | |
|----------------|--------|----------|--------|----------|
| Legend: | | | | |
| Gen | Gender | F | Female | M |
| | | | | Male |



Directorate
Direzione
As of MON 2 MAR 2026

| Function | Name | Organisation |
|-------------------------------|-----------------------|----------------------------------|
| Voting Members: | | |
| Chairperson: | ANDERSSON Peter | SWE - Sweden |
| Member: | BOWDEN Bradley | JPN - Japan |
| | BRENNAN Dan | USA - United States of America |
| | DRAB Miroslav | SVK - Slovakia |
| | FREITAG Michael | GER - Germany |
| | JANSSEN Adam | CAN - Canada |
| | KRAKOVICOVA Jaroslava | CZE - Czechia |
| | LONGHI Andrea | ITA - Italy |
| | TANG Nan | CHN - People's Republic of China |
| Milano Cortina 2026: | HAMAJ Peter | SVK - Slovakia |
| Non-voting Members: | | |
| Senior Sport Manager: | LAFLAMME Michelle | CAN - Canada |
| Assistant Technical Delegate: | BAUMGARTNER Gregor | AUT - Austria |
| Official Supervisor: | BOESE Paul | CAN - Canada |
| Chief Medical Officer: | van BEMMEL Mia | CAN - Canada |
| Directorate Officer: | HANSEN Berit | DEN - Denmark |
| Equipment Controller: | ANTONS Jan | GER - Germany |

Note:
Directorate data may be updated until start of competition.



Competition Officials

Ufficiali di gara

As of MON 2 MAR 2026

| Function | Name | Organisation |
|--------------------------|-------------------------|--------------------------------|
| On-Ice Officials: | | |
| Referee: | ESPOSITO Bobby | USA - United States of America |
| | FERGENBAUM Matthew | CAN - Canada |
| | MYERS Patrick | CAN - Canada |
| | VANEK Jan | CZE - Czechia |
| | WEBINGER Kevin | CAN - Canada |
| Linesperson: | BLAZEK Pavel | CZE - Czechia |
| | DAUPHINEE Dylan | CAN - Canada |
| | FAZEKAS Tibor | SRB - Serbia |
| | HERMANSEN OSWOLD Marius | NOR - Norway |
| | LEWIS Brendan | USA - United States of America |
| | LUNDEN Andreas | SWE - Sweden |
| | NIITTYLA Lari | FIN - Finland |
| | RUNDSTROM Tony | SWE - Sweden |
| | WIEST Alexander | ITA - Italy |
| Off-Ice Officials | | |
| Official Supervisor: | BOESE Paul | CAN - Canada |
| | ROETHLISBERGER Brad | USA - United States of America |
| Video Goal Judge: | GRUMSEN Jacob | DEN - Denmark |
| | SERRATORE Tim | USA - United States of America |

Note:
Officials' data may be updated until start of competition.



Team Roster
Organico della squadra
As of THU 5 MAR 2026

Initial Registration 5 MAR 2026

CAN - Canada

| No. | Name | Pos. | Gender | Date of Birth | Club | Registration* |
|-----|-------------------|------|--------|---------------|---------------------|---------------|
| 4 | DUNN James | F | M | 12 NOV 2000 | National Team (CAN) | |
| 5 | HENRY Tyrone | D | M | 21 OCT 1993 | National Team (CAN) | |
| 7 | LAVIN Zach | F | M | 31 JAN 1997 | National Team (CAN) | |
| 8 | McGREGOR Tyler | F | M | 11 MAR 1994 | National Team (CAN) | |
| 11 | DIXON Adam | F | M | 13 AUG 1989 | National Team (CAN) | |
| 12 | WESTLAKE Greg | F | M | 12 JUN 1986 | National Team (CAN) | |
| 13 | BOILY Vincent | F | M | 2 JUN 2000 | National Team (CAN) | |
| 17 | BURNETT Shawn | D | M | 2 MAY 2003 | National Team (CAN) | |
| 19 | COZZOLINO Dominic | F | M | 23 AUG 1994 | National Team (CAN) | |
| 23 | HICKEY Liam | F | M | 25 MAR 1998 | National Team (CAN) | |
| 26 | JACOBS-WEBB Anton | F | M | 18 SEP 2000 | National Team (CAN) | |
| 29 | KOVACEVICH Micah | F | M | 2 OCT 1997 | National Team (CAN) | |
| 30 | WATSON Corbin | GK | M | 6 JAN 1987 | National Team (CAN) | |
| 54 | KINGSMILL Adam | GK | M | 3 MAR 2000 | National Team (CAN) | |
| 61 | ARMSTRONG Rob | D | M | 12 SEP 1996 | National Team (CAN) | |
| 92 | HALBERT Auren | D | M | 3 DEC 2002 | National Team (CAN) | |
| 98 | LELIEVRE Mathieu | D | M | 13 JUN 2005 | National Team (CAN) | |

Average Age: 29

Total: 15 players and 2 goalkeepers

Team Officials:

| Function | Name | Citizenship | Date of Birth |
|---------------------------|-----------------|-------------|---------------|
| Head Coach: | RYBALKA Boris | CAN | 8 DEC 1966 |
| Assistant Coach: | ARSENAULT Steve | CAN | 6 SEP 1988 |
| Assistant Coach: | SEYMOUR Dean | CAN | 8 DEC 1971 |
| Equipment Manager: | BOSWALL Grant | CAN | 27 AUG 1973 |
| Equipment Manager: | MURLEY Ashton | CAN | 4 AUG 1993 |
| Physiotherapist: | LENART Mike | CAN | 27 NOV 1989 |

Note:

* Registration date of single players is only shown when different from Initial Registration date

Legend:

D Defender **F** Forward **GK** Goalkeeper **M** Male
No. Jersey number **Pos.** Position



Team Roster
Organico della squadra
As of THU 5 MAR 2026

Initial Registration 5 MAR 2026

CHN - People's Republic of China

| No. | Name | Pos. | Gender | Date of Birth | Club | Registration* |
|-----|---------------|------|--------|---------------|-----------------|---------------|
| 1 | WANG Wei | GK | M | 21 SEP 1994 | NPC China (CHN) | |
| 3 | LYU Zhi | D | M | 13 MAY 2001 | NPC China (CHN) | |
| 8 | WANG Zhidong | F | M | 15 JUL 2000 | NPC China (CHN) | |
| 12 | CHE Hang | D | M | 25 DEC 1997 | NPC China (CHN) | |
| 15 | SONG Xiaodong | F | M | 1 NOV 1997 | NPC China (CHN) | |
| 17 | SHEN Yifeng | F | M | 22 APR 1998 | NPC China (CHN) | |
| 18 | WANG Jujiang | D | M | 15 JUL 1996 | NPC China (CHN) | |
| 19 | ZHANG Zheng | D | M | 28 JUL 1998 | NPC China (CHN) | |
| 20 | JI Yanzhao | GK | M | 29 SEP 1990 | NPC China (CHN) | |
| 23 | CUI Yutao | F | M | 16 SEP 1985 | NPC China (CHN) | |
| 24 | ZHU Zhanfu | D | M | 19 DEC 1999 | NPC China (CHN) | |
| 28 | TIAN Jintao | F | M | 9 OCT 2002 | NPC China (CHN) | |
| 30 | QIU Dianpeng | F | M | 17 DEC 2002 | NPC China (CHN) | |
| 32 | LI Hongguan | F | M | 1 FEB 2001 | NPC China (CHN) | |
| 33 | CHEN Hongyu | F | M | 19 MAR 2007 | NPC China (CHN) | |
| 37 | HE Haoran | D | M | 11 SEP 2005 | NPC China (CHN) | |
| 39 | LIU Wenxu | F | M | 13 DEC 2004 | NPC China (CHN) | |

Average Age: 26

Total: 15 players and 2 goalkeepers

Team Officials:

| Function | Name | Citizenship | Date of Birth |
|-------------------------|--------------------|-------------|---------------|
| Head Coach: | SHARSHUKOV Nikolay | RUS | 13 AUG 1960 |
| Assistant Coach: | JIN Xianxiu | CHN | 10 NOV 1964 |
| Assistant Coach: | SU Xiangchong | CHN | 8 JUL 1995 |
| Assistant Coach: | YIN Jiwu | CHN | 6 OCT 1957 |
| Assistant Coach: | XUE Xin | CHN | 18 APR 1989 |
| Doctor: | HU Xiaohan | CHN | 16 JAN 1987 |

Note:

* Registration date of single players is only shown when different from Initial Registration date

Legend:

D Defender **F** Forward **GK** Goalkeeper **M** Male
No. Jersey number **Pos.** Position



Team Roster
Organico della squadra
As of THU 5 MAR 2026

Initial Registration 5 MAR 2026

CZE - Czechia

| No. | Name | Pos. | Gender | Date of Birth | Club | Registration* |
|-----|------------------|------|--------|---------------|-------------------------------|---------------|
| 1 | KUDELA Martin | GK | M | 14 JUL 1997 | Flamingos Ostrava (CZE) | |
| 2 | BOCEK Petr | D | M | 11 FEB 1978 | SHK Mustangove Auto In (CZE) | |
| 12 | ZIZLAVSKY Martin | F | M | 13 FEB 2001 | Parahokej Olomouc (CZE) | |
| 15 | ZELINKA Radek | D | M | 15 SEP 1991 | SKV Sharks Karlovy Vary (CZE) | |
| 17 | PATEK Theodor | F | M | 5 OCT 2007 | Sparta parahokej (CZE) | |
| 19 | OHAR Alex | F | M | 29 JAN 2004 | Sparta parahokej (CZE) | |
| 27 | VRUBEL David | D | M | 27 NOV 2002 | Flamingos Ostrava (CZE) | |
| 29 | KUBES Pavel | D | M | 25 NOV 1983 | SHK Mustangove Auto In (CZE) | |
| 33 | HECKO Vaclav | F | M | 6 MAR 1995 | Flamingos Ostrava (CZE) | |
| 47 | ONDRAK David | F | M | 10 JUN 1999 | Sparta parahokej (CZE) | |
| 55 | VESELY Filip | F | M | 24 JUN 2005 | SKV Sharks Karlovy Vary (CZE) | |
| 67 | DOLEZAL Pavel | D | M | 23 JAN 1994 | SHK Mustangove Auto In (CZE) | |
| 74 | GEIER Michal | F | M | 7 APR 1986 | SKV Sharks Karlovy Vary (CZE) | |
| 80 | KAPKO Lukas | D | M | 8 MAR 2007 | Sparta parahokej (CZE) | |
| 82 | HABL Zdenek | F | M | 17 APR 1982 | SHK Lapp Zlin (CZE) | |
| 92 | SEDLACEK Patrik | GK | M | 15 AUG 2001 | SKV Sharks Karlovy Vary (CZE) | |

Average Age: 30

Total: 14 players and 2 goalkeepers

Team Officials:

| Function | Name | Citizenship | Date of Birth |
|---------------------------|----------------|-------------|---------------|
| Head Coach: | NOVOTNY Jakub | CZE | 19 MAY 1993 |
| Assistant Coach: | BRIZA Jiri | CZE | 15 JAN 1976 |
| Assistant Coach: | SZTURC Jan | CZE | 25 JUN 1986 |
| Equipment Manager: | STRANSKY Petr | CZE | 16 SEP 1973 |
| Doctor: | MUSIL Libor | CZE | 30 MAY 1976 |
| Physiotherapist: | CEROVSKY Marek | CZE | 5 JUL 1988 |

Note:

* Registration date of single players is only shown when different from Initial Registration date

Legend:

D Defender **F** Forward **GK** Goalkeeper **M** Male
No. Jersey number **Pos.** Position



Team Roster
Organico della squadra

REVISED
6 MAR 16:44

As of FRI 6 MAR 2026

Initial Registration 5 MAR 2026

GER - Germany

| No. | Name | Pos. | Gender | Date of Birth | Club | Registration* |
|-----|------------------------|------|--------|---------------|------------------------------|---------------|
| 3 | DISVELD Bas | F | M | 1 MAR 1976 | Weserstars Bremen (GER) | |
| 6 | RAEDLER Hugo | D | M | 17 DEC 1978 | ESV Dachau Woodpeckers (GER) | |
| 7 | REIMANN Leopold | F | M | 7 JAN 1997 | PEC Berlin (GER) | |
| 8 | RENNHACK Frank | F | M | 12 OCT 1989 | Eislowen Dresden (GER) | |
| 12 | JASTER Christian | F | M | 15 OCT 1985 | Wiehl Penguins (GER) | |
| 14 | BUSSMANN Jano | F | M | 9 MAR 2007 | TuS Wiehl (GER) | |
| 21 | BETZ Steven | D | M | 11 FEB 1993 | ERC Waldbronn (GER) | |
| 22 | MUEHLHANS Veit | GK | M | 10 OCT 1996 | ESV Dachau Woodpeckers (GER) | |
| 27 | MALCHIN Marcel Nicolas | F | M | 27 MAY 1998 | TuS Wiehl (GER) | |
| 33 | KUHLLI-LAUENSTEIN Ingo | D | M | 20 MAY 1992 | TuS Wiehl (GER) | |
| 43 | HERING Bernhard | F | M | 20 FEB 1992 | Eislowen Dresden (GER) | |
| 44 | BRELAGE Malte | D | M | 30 SEP 1998 | Hannover Ice-Lions (GER) | |
| 47 | KUNST Simon | GK | M | 3 AUG 1986 | Hannover Ice Lions (GER) | |
| 55 | STUMPE Sven | D | M | 13 JUN 1975 | Grizzlys Bergkamen (GER) | |
| 77 | WEDDE Joerg | F | M | 18 AUG 1965 | Hannover Ice Lions (GER) | |
| 83 | PILZ Christian | D | M | 21 MAY 1983 | Eislowen Dresden (GER) | |
| 97 | SCHRADER Felix | F | M | 1 MAR 1997 | Hannover Ice Lions (GER) | |

Average Age: 37

Total: 15 players and 2 goalkeepers

Team Officials:

| Function | Name | Citizenship | Date of Birth |
|---------------------------|-------------------|-------------|---------------|
| Head Coach: | WILLMANN Peter | GER | 14 OCT 1967 |
| Assistant Coach: | PABST Robert | GER | 26 MAR 1975 |
| Equipment Manager: | WOLFF Jacob | GER | 19 JAN 1978 |
| Doctor: | KABA Senoussi | GER | 31 MAR 1975 |
| Physiotherapist: | NOURIVAZIRI Mehdi | GER | 16 SEP 1980 |
| Team Staff: | BENTZEN Diana | GER | 21 JUN 1977 |

Note:

* Registration date of single players is only shown when different from Initial Registration date

Legend:

D Defender **F** Forward **GK** Goalkeeper **M** Male
No. Jersey number **Pos.** Position

REVISED Revised to change Team Officials



Team Roster
Organico della squadra

REVISED
7 MAR 15:56

As of SAT 7 MAR 2026

Initial Registration 5 MAR 2026

ITA - Italy

| No. | Name | Pos. | Gender | Date of Birth | Club | Registration* |
|-----|------------------------|------|--------|---------------|--------------------------|---------------|
| 1 | STILLITANO Santino | GK | M | 26 JUN 1969 | Polha Varese (ITA) | |
| 2 | ENDERLE Alex | D | M | 4 APR 1998 | South Tyrol Eagles (ITA) | |
| 3 | ROSA Gianluigi | F | M | 27 JUN 1987 | South Tyrol Eagles (ITA) | |
| 4 | REMOTTI MARNINI Matteo | F | M | 21 OCT 1999 | South Tyrol Eagles (ITA) | |
| 6 | CAVALIERE Gian Luca | D | M | 11 JUN 1971 | South Tyrol Eagles (ITA) | |
| 8 | RADICE Roberto | F | M | 27 AUG 1981 | Polha Varese (ITA) | |
| 9 | KALEGARIS Sandro | F | M | 9 JUL 1990 | KAC Parahockey (AUT) | |
| 10 | KAFMANN Stephan | F | M | 11 MAY 1986 | South Tyrol Eagles (ITA) | |
| 11 | LARCH Nils | F | M | 26 MAY 1997 | South Tyrol Eagles (ITA) | |
| 15 | LANDEROS Nikko | D | M | 28 APR 1989 | Polha Varese (ITA) | |
| 18 | MACRI Andrea | D | M | 26 MAY 1991 | Sportdipiu (ITA) | |
| 25 | TORELLA Francesco | F | M | 29 OCT 1992 | South Tyrol Eagles (ITA) | |
| 26 | ANTOCHI Eusebiu | D | M | 22 AUG 1991 | Sportdipiu (ITA) | |
| 27 | ANDREONI Alessandro | F | M | 27 FEB 1997 | Polha Varese (ITA) | |
| 62 | DEPAOLI Christoph | F | M | 2 DEC 1997 | South Tyrol Eagles (ITA) | |
| 74 | ARAUDO Gabriele | D | M | 5 AUG 1974 | Sportdipiu (ITA) | |
| 82 | KASSLATTER Julian | GK | M | 16 JUN 1982 | South Tyrol Eagles (ITA) | |

Average Age: 37

Total: 15 players and 2 goalkeepers

Team Officials:

| Function | Name | Citizenship | Date of Birth |
|---------------------------|------------------|-------------|---------------|
| Head Coach: | BIANCHI Mirko | ITA | 11 OCT 1988 |
| Assistant Coach: | FRASCHIA Andrea | ITA | 24 NOV 1995 |
| Equipment Manager: | NAPOLI Gian Luca | ITA | 18 JUL 1965 |
| Equipment Manager: | TOPPAN Daniele | ITA | 3 DEC 1962 |
| Doctor: | PASTRONE Antonio | ITA | 29 JUN 1984 |
| Physiotherapist: | SAIANI Chiara | ITA | 19 MAY 1987 |

Note:

* Registration date of single players is only shown when different from Initial Registration date

Legend:

D Defender **F** Forward **GK** Goalkeeper **M** Male
No. Jersey number **Pos.** Position

REVISED

Revised to change position of player ROSA Gianluigi to F.



Team Roster
Organico della squadra
As of THU 5 MAR 2026

Initial Registration 5 MAR 2026

JPN - Japan

| No. | Name | Pos. | Gender | Date of Birth | Club | Registration* |
|-----|---------------------|------|--------|---------------|---------------------------|---------------|
| 1 | KANEKO Mikio | F | M | 30 JAN 1976 | Tokyo Iceburns (JPN) | |
| 3 | FUKUNISHI Akari | D | F | 23 NOV 1990 | Tokyo Iceburns (JPN) | |
| 5 | NIITSU Kazuyoshi | F | M | 25 SEP 1987 | Nagano Thunderbirds (JPN) | |
| 7 | MATSUSHITA Masahiro | D | M | 20 NOV 1991 | Rospada Kansai (JPN) | |
| 8 | ISHIKAWA Yudai | D | M | 24 FEB 1998 | Tokyo Iceburns (JPN) | |
| 10 | ITO Itsuki | F | M | 29 SEP 2005 | Rospada Kansai (JPN) | |
| 11 | NASU Norihiko | D | M | 23 AUG 1979 | Tokai Icearcs (JPN) | |
| 13 | YOSHIKAWA Mamoru | F | M | 18 FEB 1970 | Nagano Thunderbirds (JPN) | |
| 17 | MORISAKI Amu | F | M | 29 JUL 2005 | Hokkaido Bears (JPN) | |
| 23 | UKAI Shosei | F | M | 23 JAN 2006 | Tokai Icearcs (JPN) | |
| 24 | SUDO Satoru | D | M | 23 OCT 1970 | Hokkaido Bears (JPN) | |
| 25 | MISAWA Eiji | F | M | 22 FEB 1973 | Hokkaido Bears (JPN) | |
| 38 | OKABE Manabu | GK | M | 9 SEP 1980 | Tokai Icearcs (JPN) | |
| 40 | SHIOYA Yoshihiro | D | M | 19 JAN 1989 | Nagano Thunderbirds (JPN) | |
| 45 | HORIE Wataru | GK | M | 25 MAY 1979 | Tokyo Iceburns (JPN) | |
| 58 | NAKAMURA Shunsuke | F | M | 12 MAR 1986 | Tokyo Iceburns (JPN) | |
| 95 | KAWAHARA Yusei | F | M | 5 SEP 2009 | Tokai Icearcs (JPN) | |
| 96 | KUMAGAI Masaharu | F | M | 6 FEB 1975 | Nagano Thunderbirds (JPN) | |

Average Age: 38

Total: 16 players and 2 goalkeepers

Team Officials:

| Function | Name | Citizenship | Date of Birth |
|-----------------------------------------|-------------------|-------------|---------------|
| Head Coach: | NAKAKITA Kojin | JPN | 28 SEP 1963 |
| Assistant Coach: | KUMAGAI Goshi | JPN | 19 AUG 1988 |
| Assistant Coach: | MIYAZAKI Ryo | JPN | 18 JAN 1987 |
| Equipment Manager: | HASHIMOTO Tetsuji | JPN | 2 OCT 1966 |
| Physiotherapist: | NAKAZAWA Takuro | JPN | 16 JUL 1994 |
| Strength and Conditioning Coach: | FUJITA Keishi | JPN | 14 MAY 1987 |

Note:

* Registration date of single players is only shown when different from Initial Registration date

Legend:

D Defender **F** Female / Forward **GK** Goalkeeper **M** Male
No. Jersey number **Pos.** Position



Team Roster
Organico della squadra
As of THU 5 MAR 2026

Initial Registration 5 MAR 2026

SVK - Slovakia

| No. | Name | Pos. | Gender | Date of Birth | Club | Registration* |
|-----|-------------------|------|--------|---------------|------------------------------|---------------|
| 4 | PUCHEIN Jan | D | M | 21 JUN 1990 | MHK Dolny Kubin (SVK) | |
| 5 | HOZAKOVA Michaela | F | F | 19 OCT 2002 | MHK Dolny Kubin (SVK) | |
| 7 | STASAK Miroslav | F | M | 2 OCT 1985 | MHK Dolny Kubin (SVK) | |
| 11 | LIGDA Marian | F | M | 11 JUN 1979 | SHK Lapp Zlin (CZE) | |
| 15 | GARBIAR Jozef | F | M | 27 DEC 1986 | MHK Dolny Kubin (SVK) | |
| 17 | VARGA Richard | D | M | 25 JUN 1969 | MHK Dolny Kubin (SVK) | |
| 18 | LEPACEK Eduard | GK | M | 18 MAR 1994 | SHK Lapp Zlin (CZE) | |
| 21 | PASTUCHA Miroslav | GK | M | 28 APR 1985 | SHK Lapp Zlin (CZE) | |
| 25 | JOPPA Martin | F | M | 2 MAY 1997 | SOHO Olomoucti Kohouti (CZE) | |
| 30 | FOJTIK Erik | D | M | 7 MAY 1972 | Parahokej Havirov (CZE) | |
| 33 | HLINKA Michal | D | M | 11 JUL 1991 | SOHO Olomoucti Kohouti (CZE) | |
| 44 | TURIC Robert | F | M | 19 APR 1971 | SHK Lapp Zlin (CZE) | |
| 45 | VECEREK Milos | F | M | 6 SEP 1995 | SOHO Olomoucti Kohouti (CZE) | |
| 66 | FERENCIK Slavomir | D | M | 12 SEP 1979 | SHK Lapp Zlin (CZE) | |
| 85 | KARDOS Miroslav | D | M | 4 NOV 1985 | SOHO Olomoucti Kohouti (CZE) | |
| 98 | KORMAN David | F | M | 16 APR 1998 | SHK Lapp Zlin (CZE) | |

Average Age: 39

Total: 14 players and 2 goalkeepers

Team Officials:

| Function | Name | Citizenship | Date of Birth |
|-----------------------------------------|--------------------|-------------|---------------|
| Head Coach: | HRICKO Ivan | SVK | 21 JUL 1994 |
| Assistant Coach: | POBURINI David | SVK | 5 SEP 1997 |
| General Manager: | DRAB Miroslav | SVK | 24 JUN 1979 |
| Equipment Manager: | GRANATIER Andrej | SVK | 27 JUN 1991 |
| Physiotherapist: | DUHOVA Dominika | SVK | 16 NOV 1995 |
| Strength and Conditioning Coach: | ONDECKOVA Veronika | SVK | 8 FEB 1973 |

Note:

* Registration date of single players is only shown when different from Initial Registration date

Legend:

D Defender **F** Female / Forward **GK** Goalkeeper **M** Male
No. Jersey number **Pos.** Position



Team Roster
Organico della squadra
As of THU 5 MAR 2026

Initial Registration 5 MAR 2026

USA - United States of America

| No. | Name | Pos. | Gender | Date of Birth | Club | Registration* |
|-----|------------------|------|--------|---------------|-----------|---------------|
| 4 | ROYBAL Brody | F | M | 24 MAY 1998 | USA (USA) | |
| 7 | BEASLEY Kayden | F | M | 22 DEC 2006 | USA (USA) | |
| 8 | WALLACE Jack | D | M | 24 JUN 1998 | USA (USA) | |
| 9 | DODSON Travis | F | M | 14 OCT 1985 | USA (USA) | |
| 10 | BOLTON Brett | F | M | 8 APR 2006 | USA (USA) | |
| 11 | UTHKE Landon | D | M | 30 DEC 2007 | USA (USA) | |
| 16 | FARMER Declan | F | M | 5 NOV 1997 | USA (USA) | |
| 18 | NICHOLS Evan | F | M | 29 JUL 2004 | USA (USA) | |
| 19 | JONES Malik | F | M | 6 DEC 2002 | USA (USA) | |
| 22 | GROVE Noah | D | M | 1 MAY 1999 | USA (USA) | |
| 23 | CUNNINGHAM Liam | D | M | 5 MAR 2008 | USA (USA) | |
| 24 | MISIEWICZ Joshua | F | M | 25 JUN 1988 | USA (USA) | |
| 27 | PAULS Josh | D | M | 31 DEC 1992 | USA (USA) | |
| 29 | LAMARRE Griffin | GK | M | 10 NOV 1996 | USA (USA) | |
| 32 | LEE Jen | GK | M | 26 JUL 1986 | USA (USA) | |
| 37 | EUSTACE David | F | M | 3 MAY 1999 | USA (USA) | |
| 88 | McKEE Kevin | F | M | 11 FEB 1990 | USA (USA) | |

Average Age: 27

Total: 15 players and 2 goalkeepers

Team Officials:

| Function | Name | Citizenship | Date of Birth |
|-----------------------------------------|-----------------|-------------|---------------|
| Head Coach: | HOFF David | USA | 22 OCT 1967 |
| Team Leader: | BRENNAN Dan | USA | 14 AUG 1963 |
| Equipment Manager: | ALDRICH Scott | USA | 14 OCT 1970 |
| Equipment Manager: | HEALY Jamie | USA | 30 JUL 1971 |
| Team Staff: | GORDER Corey | USA | 22 FEB 1979 |
| Strength and Conditioning Coach: | CORTESE Michael | USA | 7 AUG 1962 |

Note:

* Registration date of single players is only shown when different from Initial Registration date

Legend:

D Defender **F** Forward **GK** Goalkeeper **M** Male
No. Jersey number **Pos.** Position



Competition Schedule

Calendario delle gare
As of FRI 13 MAR 2026

| Date | Start Time | Game |
|------------|------------|-------------------------------------------------|
| SAT 7 MAR | 10:05 | Preliminary Round - Group B, Game 1 CZE vs JPN |
| | 13:35 | Preliminary Round - Group A, Game 2 CHN vs GER |
| | 17:05 | Preliminary Round - Group A, Game 3 USA vs ITA |
| | 20:35 | Preliminary Round - Group B, Game 4 CAN vs SVK |
| MON 9 MAR | 10:05 | Preliminary Round - Group A, Game 5 CHN vs ITA |
| | 13:35 | Preliminary Round - Group B, Game 6 CZE vs SVK |
| | 17:05 | Preliminary Round - Group A, Game 7 GER vs USA |
| | 20:35 | Preliminary Round - Group B, Game 8 JPN vs CAN |
| TUE 10 MAR | 10:05 | Preliminary Round - Group A, Game 9 ITA vs GER |
| | 13:35 | Preliminary Round - Group A, Game 10 USA vs CHN |
| | 17:05 | Preliminary Round - Group B, Game 11 CAN vs CZE |
| | 20:35 | Preliminary Round - Group B, Game 12 SVK vs JPN |
| THU 12 MAR | 14:35 | Classification Game 5-8, Game 13 SVK vs GER |
| | 19:05 | Classification Game 5-8, Game 14 ITA vs JPN |
| FRI 13 MAR | 14:35 | Semifinals, Game 15 USA vs CZE |
| | 19:05 | Semifinals, Game 16 CAN vs CHN |
| SAT 14 MAR | 12:05 | Classification Game 7-8, Game 17 SVK vs JPN |
| | 16:05 | Classification Game 5-6, Game 18 ITA vs GER |
| SUN 15 MAR | 12:05 | Bronze Medal Game, Game 19 CHN vs CZE |
| | 16:05 | Gold Medal Game, Game 20 USA vs CAN |



Tournament Progress

Andamento del torneo
As of TUE 10 MAR 2026

| Game | Group | Date | Time | Teams | Results | 1 | 2 | 3 | OT | SO |
|------|-------|------------|-------|-----------|---------|-------|-------|-------|----|----|
| 1 | B | SAT 7 MAR | 10:05 | CZE - JPN | 3 - 2 | 2 - 1 | 1 - 1 | 0 - 0 | | |
| 2 | A | SAT 7 MAR | 13:35 | CHN - GER | 12 - 0 | 5 - 0 | 3 - 0 | 4 - 0 | | |
| 3 | A | SAT 7 MAR | 17:05 | USA - ITA | 14 - 1 | 3 - 1 | 7 - 0 | 4 - 0 | | |
| 4 | B | SAT 7 MAR | 20:35 | CAN - SVK | 8 - 0 | 4 - 0 | 1 - 0 | 3 - 0 | | |
| 5 | A | MON 9 MAR | 10:05 | CHN - ITA | 11 - 1 | 1 - 1 | 6 - 0 | 4 - 0 | | |
| 6 | B | MON 9 MAR | 13:35 | CZE - SVK | 8 - 1 | 2 - 0 | 4 - 0 | 2 - 1 | | |
| 7 | A | MON 9 MAR | 17:05 | GER - USA | 0 - 13 | 0 - 6 | 0 - 5 | 0 - 2 | | |
| 8 | B | MON 9 MAR | 20:35 | JPN - CAN | 0 - 14 | 0 - 6 | 0 - 3 | 0 - 5 | | |
| 9 | A | TUE 10 MAR | 10:05 | ITA - GER | 2 - 1 | 1 - 1 | 1 - 0 | 0 - 0 | | |
| 10 | A | TUE 10 MAR | 13:35 | USA - CHN | 7 - 1 | 2 - 0 | 4 - 0 | 1 - 1 | | |
| 11 | B | TUE 10 MAR | 17:05 | CAN - CZE | 4 - 1 | 0 - 0 | 2 - 0 | 2 - 1 | | |
| 12 | B | TUE 10 MAR | 20:35 | SVK - JPN | 5 - 1 | 0 - 1 | 2 - 0 | 3 - 0 | | |

Group A

| Rank | Team | GP | W | OTW | OTL | L | GDF | GF | GA | PTS |
|------|------|----|---|-----|-----|---|-----|--------|----|-----|
| 1 | USA | 3 | 3 | 0 | 0 | 0 | +32 | 34 : 2 | | 9 |
| 2 | CHN | 3 | 2 | 0 | 0 | 1 | +16 | 24 : 8 | | 6 |
| 3 | ITA | 3 | 1 | 0 | 0 | 2 | -22 | 4 : 26 | | 3 |
| 4 | GER | 3 | 0 | 0 | 0 | 3 | -26 | 1 : 27 | | 0 |

Group B

| Rank | Team | GP | W | OTW | OTL | L | GDF | GF | GA | PTS |
|------|------|----|---|-----|-----|---|-----|--------|----|-----|
| 1 | CAN | 3 | 3 | 0 | 0 | 0 | +25 | 26 : 1 | | 9 |
| 2 | CZE | 3 | 2 | 0 | 0 | 1 | +5 | 12 : 7 | | 6 |
| 3 | SVK | 3 | 1 | 0 | 0 | 2 | -11 | 6 : 17 | | 3 |
| 4 | JPN | 3 | 0 | 0 | 0 | 3 | -19 | 3 : 22 | | 0 |

Note:

Teams in each group are ranked by points (PTS). Any ties are broken according to WPIH regulations.

Legend:

| | | | | | | | | | |
|-----|---------------|-----|--------------|----|------------|----|---------------|-----|-----------------|
| 1 | 1st period | 2 | 2nd period | 3 | 3rd period | GA | Goals against | GDF | Goal difference |
| GF | Goals for | GP | Games played | L | Losses | OT | Overtime | OTL | Overtime losses |
| OTW | Overtime wins | PTS | Points | SO | Shootout | W | Wins | | |



Line-Ups

Formazioni

REVISED

9 MAR 7:47

CZE - JPN

Referee

ESPOSITO Bobby (USA)

Linespersons

DAUPHINEE Dylan (CAN), FAZEKAS Tibor (SRB)

Goalkeepers

Team: CZE

| No. | Name | Gen |
|-----|-----------------|-----|
| 1 | KUDELA Martin | M |
| 92 | SEDLACEK Patrik | M |

Team: JPN

| No. | Name | Gen |
|-----|--------------|-----|
| 38 | OKABE Manabu | M |
| 45 | HORIE Wataru | M |

Team Line-ups

Team: CZE (Red)

| No. | Pos. | Name | Gen |
|-----|------|---------------------|-----|
| 15 | D | ZELINKA Radek +C | M |
| 67 | D | DOLEZAL Pavel | M |
| 12 | F | ZIZLAVSKY Martin +A | M |
| 33 | F | HECKO Vaclav +A | M |
| 55 | F | VESELY Filip | M |
| 29 | D | KUBES Pavel | M |
| 80 | D | KAPKO Lukas | M |
| 19 | F | OHAR Alex | M |
| 74 | F | GEIER Michal | M |
| 82 | F | HABL Zdenek | M |
| 27 | D | VRUBEL David | M |
| 17 | F | PATEK Theodor | M |
| 47 | F | ONDRAK David | M |

Team: JPN (White)

| No. | Pos. | Name | Gen |
|-----|------|---------------------|-----|
| 8 | D | ISHIKAWA Yudai +A | M |
| 24 | D | SUDO Satoru | M |
| 10 | F | ITO Itsuki | M |
| 23 | F | UKAI Shosei | M |
| 96 | F | KUMAGAI Masaharu +C | M |
| 7 | D | MATSUSHITA Masahiro | M |
| 5 | F | NIITSU Kazuyoshi +A | M |
| 17 | F | MORISAKI Amu | M |
| 25 | F | MISAWA Eiji | M |
| 95 | F | KAWAHARA Yusei | M |
| 3 | D | FUKUNISHI Akari | F |
| 11 | D | NASU Norihiko | M |
| 40 | D | SHIOYA Yoshihiro | M |
| 13 | F | YOSHIKAWA Mamoru | M |

Head Coach: NOVOTNY Jakub

Head Coach: NAKAKITA Kojin

NOT DRESSED:

2 D BOCEK Petr M

NOT DRESSED:

1 F KANEKO Mikio M
58 F NAKAMURA Shunsuke M

Legend:

| | | | | | | | |
|------------|-------------------|-----------|---------|------------|---------------|-------------|------------------|
| +A | Alternate Captain | +C | Captain | D | Defender | F | Female / Forward |
| Gen | Gender | M | Male | No. | Jersey number | Pos. | Position |

REVISED

Revised to correct nationality of Linesperson FAZEKAS Tibor.



Graphical Line-ups
Schema grafico formazioni

REVISED
9 MAR 7:47

CZE - JPN

Referee

ESPOSITO Bobby (USA)

Linespersons

DAUPHINEE Dylan (CAN), FAZEKAS Tibor (SRB)

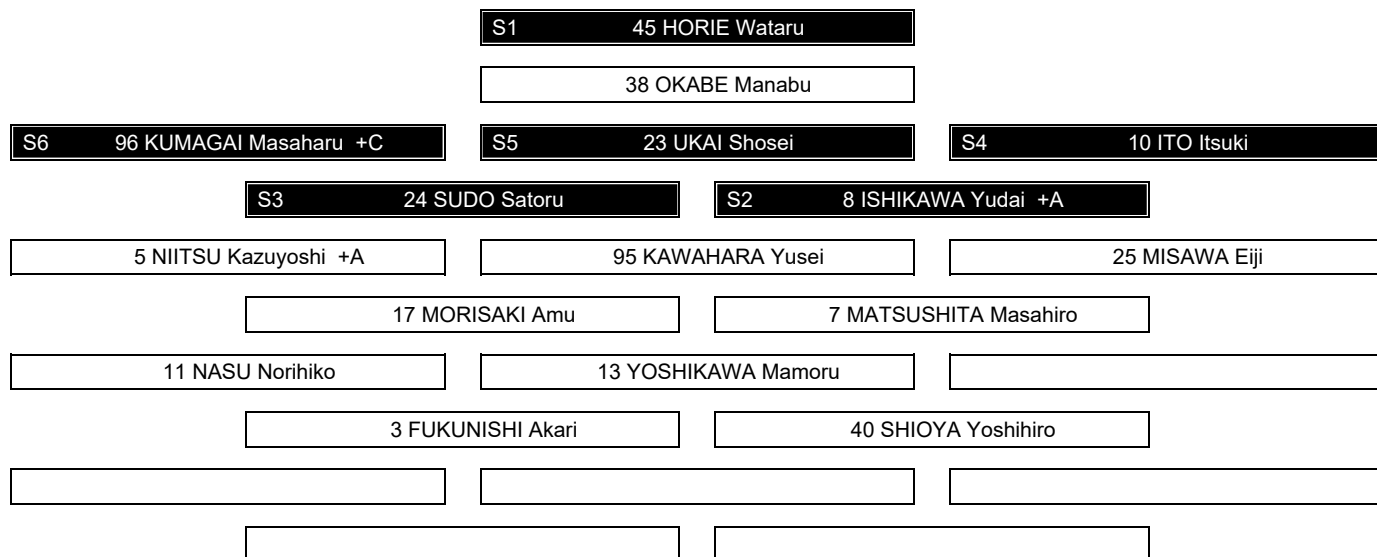
Team: CZE - Czechia (Red)

Head Coach: NOVOTNY Jakub



Team: JPN - Japan (White)

Head Coach: NAKAKITA Kojin



Legend:

+A Alternate Captain **+C** Captain **Sn** Starting position

REVISED

Revised to correct nationality of Linesperson FAZEKAS Tibor.



Game Summary

Tabella riassuntiva partita

REVISED

9 MAR 7:48

CZE - JPN 3 - 2 (2 - 1 , 1 - 1 , 0 - 0)

| Spectators | Referee | Linespersons |
|------------|----------------------|---------------------------------------------|
| 2083 | ESPOSITO Bobby (USA) | DAUPHINEE Dylan (CAN) , FAZEKAS Tibor (SRB) |

Team Statistics

| Period | Score | SVS | SOG | PIM | TPP | PPG | SHG |
|--------------|--------------|---------------|---------------|---------------|--------------------|--------------|--------------|
| 1 | 2 : 1 | 1 : 7 | 9 : 2 | 0 : 2 | 2:00 : 0:00 | 0 : 0 | 0 : 0 |
| 2 | 1 : 1 | 0 : 12 | 13 : 1 | 4 : 4 | 2:30 : 4:00 | 1 : 0 | 0 : 0 |
| 3 | 0 : 0 | 1 : 8 | 8 : 1 | 4 : 4 | 2:00 : 2:00 | 0 : 0 | 0 : 0 |
| Total | 3 : 2 | 2 : 27 | 30 : 4 | 8 : 10 | 6:30 : 6:00 | 1 : 0 | 0 : 0 |

1st Period

| Action | Time | ET/Res | Team | Type | No. | Name | (G) | Name of Assistant(s) / Action Description |
|---------|-------|--------|------|--------|-----|------------|-----|------------------------------------------------------------------------------------|
| GK | 00:00 | | CZE | | 92 | SEDLACEK P | | - Goalkeeper in |
| GK | 00:00 | | JPN | | 45 | HORIE W | | - Goalkeeper in |
| Goal | 06:14 | 0 : 1 | JPN | EQ | 5 | NIITSU K | (1) | 23 UKAI S 10 ITO I On Ice CZE 92 15 29 55 74 80 JPN 45 5 7 17 23 24 |
| Goal | 08:54 | 1 : 1 | CZE | EQ | 15 | ZELINKA R | (1) | 82 HABL Z On Ice CZE 92 15 33 55 67 82 JPN 45 5 8 10 23 24 |
| Goal | 11:04 | 2 : 1 | CZE | EQ | 74 | GEIER M | (1) | 15 ZELINKA R 55 VESELY F On Ice CZE 92 12 15 55 67 74 JPN 45 5 8 23 24 95 |
| Penalty | 11:43 | 13:43 | JPN | 2 min. | 17 | MORISAKI A | | - Teeing |

2nd Period

| Action | Time | ET/Res | Team | Type | No. | Name | (G) | Name of Assistant(s) / Action Description |
|---------|-------|--------|------|--------|-----|-------------|-----|-----------------------------------------------------------------------|
| Penalty | 16:28 | 18:28 | JPN | 2 min. | 24 | SUDO S | | - Tripping |
| Goal | 20:09 | 2 : 2 | JPN | EQ | 10 | ITO I | (1) | 7 MATSUSHITA M On Ice CZE 92 12 15 33 80 82 JPN 45 5 7 10 17 23 |
| Penalty | 23:07 | 23:37 | JPN | 2 min. | 8 | ISHIKAWA Y | | - Teeing |
| Goal | 23:37 | 3 : 2 | CZE | PP1 | 80 | KAPKO L | (1) | 74 GEIER M On Ice CZE 92 19 29 74 80 82 JPN 45 5 10 17 23 * |
| Penalty | 24:34 | 26:34 | CZE | 2 min. | 12 | ZIZLAVSKY M | | - Interference |
| Penalty | 26:49 | 28:49 | CZE | 2 min. | 80 | KAPKO L | | - Teeing |

3rd Period

| Action | Time | ET/Res | Team | Type | No. | Name | (G) | Name of Assistant(s) / Action Description |
|---------|-------|--------|------|--------|-----|------------|-----|-------------------------------------------|
| Penalty | 32:01 | 34:01 | CZE | 2 min. | 82 | HABL Z | | - Interference |
| Penalty | 35:45 | 37:45 | JPN | 2 min. | 5 | NIITSU K | | - Interference |
| Penalty | 36:01 | 38:01 | CZE | 2 min. | 33 | HECKO V | | - Roughing |
| Penalty | 36:01 | 38:01 | JPN | 2 min. | 17 | MORISAKI A | | - Roughing |
| GK | 45:00 | | CZE | | | | | 92 SEDLACEK P - Goalkeeper out |
| GK | 45:00 | | JPN | | | | | 45 HORIE W - Goalkeeper out |

Goalkeeper Records

Team : CZE - Czechia

| No. | Name | SOG | SVS | MIP |
|-----|-----------------|-----|-----|-------|
| 92 | SEDLACEK Patrik | 4 | 2 | 45:00 |
| 1 | KUDELA Martin | | | |

Team : JPN - Japan

| No. | Name | SOG | SVS | MIP |
|-----|--------------|-----|-----|-------|
| 45 | HORIE Wataru | 30 | 27 | 45:00 |
| 38 | OKABE Manabu | | | |

Game Statistics

Team : CZE (Red)

Head Coach : NOVOTNY Jakub

| No. | Pos. | Name | Gen | G | A | P | PIM | FO+ | FO- | FO+/- | FO% | Shots on Goal | | | | | Time on Ice | | | | | |
|-----|------|---------------------|-----|---|---|---|-----|-----|-----|-------|-------|---------------|---|---|------|------|-------------|------|-------|-------|------|------|
| | | | | | | | | | | | | 1 | 2 | 3 | OTTS | +/- | 1 | 2 | 3 | OT | TOT | SHF |
| 12 | F | ZIZLAVSKY Martin +A | M | 0 | 0 | 0 | 2 | 13 | 2 | 11 | 86.67 | 1 | 2 | 1 | 4 | 0 | 7:39 | 6:52 | 5:05 | 19:36 | 19 | 1:01 |
| 15 | D | ZELINKA Radek +C | M | 1 | 1 | 2 | 0 | 0 | 0 | 0.00 | 3 | 0 | 0 | 3 | 0 | 8:40 | 8:15 | 9:10 | 26:05 | 19 | 1:22 | |
| 33 | F | HECKO Vaclav +A | M | 0 | 0 | 0 | 2 | 0 | 1 | -1 | 0.00 | 0 | 0 | 2 | 2 | 0 | 6:16 | 7:26 | 5:50 | 19:32 | 18 | 1:05 |
| 55 | F | VESELY Filip | M | 0 | 1 | 1 | 0 | 0 | 1 | -1 | 0.00 | 0 | 4 | 1 | 5 | +1 | 4:06 | 6:27 | 11:13 | 21:46 | 16 | 1:21 |
| 67 | D | DOLEZAL Pavel | M | 0 | 0 | 0 | 0 | 0 | 0 | 0.00 | 1 | 0 | 1 | 2 | +2 | 7:12 | 7:18 | 9:03 | 23:33 | 19 | 1:14 | |



| Head Coach : NOVOTNY Jakub | | | | | | | | | | | Shots on Goal | | | | Time on Ice | | | | | | | | |
|----------------------------|------|-----------------|-----|----------|----------|----------|----------|-----------|----------|-----------|---------------|----------|-----------|----------|-------------|-----|-------|------|------|----|-------|-----|------|
| No. | Pos. | Name | Gen | G | A | P | PIM | FO+ | FO- | FO+/- | FO% | 1 | 2 | 3 | OTTS | +/- | 1 | 2 | 3 | OT | TOT | SHF | AVG |
| 19 | F | OHAR Alex | M | 0 | 0 | 0 | 0 | 0 | 1 | -1 | 0.00 | 0 | 1 | 1 | 2 | 0 | 7:18 | 5:45 | 6:04 | | 19:07 | 14 | 1:21 |
| 29 | D | KUBES Pavel | M | 0 | 0 | 0 | 0 | 0 | 0 | 0 | 0.00 | 1 | 2 | 1 | 4 | -1 | 8:37 | 6:45 | 5:57 | | 21:19 | 18 | 1:11 |
| 74 | F | GEIER Michal | M | 1 | 1 | 2 | 0 | 0 | 0 | 0 | 0.00 | 2 | 2 | 1 | 5 | 0 | 12:21 | 7:51 | 6:12 | | 26:24 | 16 | 1:39 |
| 80 | D | KAPKO Lukas | M | 1 | 0 | 1 | 2 | 0 | 0 | 0 | 0.00 | 1 | 1 | 0 | 2 | -2 | 6:16 | 6:53 | 5:50 | | 18:59 | 17 | 1:07 |
| 82 | F | HABL Zdenek | M | 0 | 1 | 1 | 2 | 10 | 3 | 7 | 76.92 | 0 | 1 | 0 | 1 | 0 | 6:35 | 7:33 | 8:26 | | 22:34 | 18 | 1:15 |
| 17 | F | PATEK Theodor | M | 0 | 0 | 0 | 0 | 0 | 0 | 0 | 0.00 | 0 | 0 | 0 | 0 | 0 | 0:00 | 0:00 | 0:00 | | 0:00 | 0 | 0:00 |
| 27 | D | VRUBEL David | M | 0 | 0 | 0 | 0 | 0 | 0 | 0 | 0.00 | 0 | 0 | 0 | 0 | 0 | 0:00 | 0:00 | 0:00 | | 0:00 | 0 | 0:00 |
| 47 | F | ONDRAK David | M | 0 | 0 | 0 | 0 | 0 | 0 | 0 | 0.00 | 0 | 0 | 0 | 0 | 0 | 0:00 | 0:00 | 0:00 | | 0:00 | 0 | 0:00 |
| 1 | GK | KUDELA Martin | M | 0 | 0 | 0 | 0 | | | | | 0 | 0 | 0 | 0 | | | | | | | | |
| 92 | GK | SEDLACEK Patrik | M | 0 | 0 | 0 | 0 | | | | | 0 | 0 | 0 | 0 | | | | | | | | |
| Total | | | | 3 | 4 | 7 | 8 | 23 | 8 | 15 | 74.19 | 9 | 13 | 8 | 30 | | | | | | | | |

Team : JPN (White)

| Head Coach : NAKAKITA Kojin | | | | | | | | | | | Shots on Goal | | | | Time on Ice | | | | | | | | |
|-----------------------------|------|---------------------|-----|----------|----------|----------|-----------|----------|-----------|------------|---------------|----------|----------|----------|-------------|-----|-------|-------|-------|----|-------|-----|------|
| No. | Pos. | Name | Gen | G | A | P | PIM | FO+ | FO- | FO+/- | FO% | 1 | 2 | 3 | OTTS | +/- | 1 | 2 | 3 | OT | TOT | SHF | AVG |
| 8 | D | ISHIKAWA Yudai +A | M | 0 | 0 | 0 | 2 | 0 | 0 | 0 | 0.00 | 0 | 0 | 0 | 0 | -2 | 10:44 | 10:33 | 9:52 | | 31:09 | 11 | 2:49 |
| 10 | F | ITO Itsuki | M | 1 | 1 | 2 | 0 | 0 | 0 | 0 | 0.00 | 0 | 1 | 1 | 2 | 0 | 14:36 | 14:24 | 14:09 | | 43:09 | 7 | 6:09 |
| 23 | F | UKAI Shosei | M | 0 | 1 | 1 | 0 | 7 | 18 | -11 | 28.00 | 0 | 0 | 0 | 0 | 0 | 14:04 | 13:28 | 9:52 | | 37:24 | 6 | 6:14 |
| 24 | D | SUDO Satoru | M | 0 | 0 | 0 | 2 | 0 | 0 | 0 | 0.00 | 0 | 0 | 0 | 0 | -1 | 10:11 | 7:12 | 12:25 | | 29:48 | 12 | 2:29 |
| 96 | F | KUMAGAI Masaharu +C | M | 0 | 0 | 0 | 0 | 0 | 2 | -2 | 0.00 | 0 | 0 | 0 | 0 | 0 | 9:21 | 8:30 | 9:15 | | 27:06 | 14 | 1:56 |
| 5 | F | NIITSU Kazuyoshi +A | M | 1 | 0 | 1 | 2 | 1 | 2 | -1 | 33.33 | 1 | 0 | 0 | 1 | 0 | 3:17 | 6:13 | 4:52 | | 14:22 | 13 | 1:06 |
| 7 | D | MATSUSHITA Masahiro | M | 0 | 1 | 1 | 0 | 0 | 0 | 0 | 0.00 | 1 | 0 | 0 | 1 | +2 | 5:09 | 5:48 | 2:35 | | 13:32 | 11 | 1:13 |
| 17 | F | MORISAKI Amu | M | 0 | 0 | 0 | 4 | 0 | 0 | 0 | 0.00 | 0 | 0 | 0 | 0 | +2 | 4:24 | 6:22 | 5:08 | | 15:54 | 11 | 1:26 |
| 25 | F | MISAWA Eiji | M | 0 | 0 | 0 | 0 | 0 | 0 | 0 | 0.00 | 0 | 0 | 0 | 0 | 0 | 0:56 | 0:00 | 0:00 | | 0:56 | 1 | 0:56 |
| 95 | F | KAWAHARA Yusei | M | 0 | 0 | 0 | 0 | 0 | 1 | -1 | 0.00 | 0 | 0 | 0 | 0 | -1 | 0:19 | 0:00 | 4:52 | | 5:11 | 2 | 2:35 |
| 3 | D | FUKUNISHI Akari | F | 0 | 0 | 0 | 0 | 0 | 0 | 0 | 0.00 | 0 | 0 | 0 | 0 | 0 | 0:00 | 0:00 | 0:00 | | 0:00 | 0 | 0:00 |
| 11 | D | NASU Norihiko | M | 0 | 0 | 0 | 0 | 0 | 0 | 0 | 0.00 | 0 | 0 | 0 | 0 | 0 | 0:00 | 0:00 | 0:00 | | 0:00 | 0 | 0:00 |
| 13 | F | YOSHIKAWA Mamoru | M | 0 | 0 | 0 | 0 | 0 | 0 | 0 | 0.00 | 0 | 0 | 0 | 0 | 0 | 0:00 | 0:00 | 0:00 | | 0:00 | 0 | 0:00 |
| 40 | D | SHIOYA Yoshihiro | M | 0 | 0 | 0 | 0 | 0 | 0 | 0 | 0.00 | 0 | 0 | 0 | 0 | 0 | 0:00 | 0:00 | 0:00 | | 0:00 | 0 | 0:00 |
| 38 | GK | OKABE Manabu | M | 0 | 0 | 0 | 0 | | | | | 0 | 0 | 0 | 0 | | | | | | | | |
| 45 | GK | HORIE Wataru | M | 0 | 0 | 0 | 0 | | | | | 0 | 0 | 0 | 0 | | | | | | | | |
| Total | | | | 2 | 3 | 5 | 10 | 8 | 23 | -15 | 25.81 | 2 | 1 | 1 | 4 | | | | | | | | |

Group B

| R | Team | GP | W | OTW | OTL | L | GDF | GF : GA | PTS |
|---|------|----|---|-----|-----|---|-----|---------|-----|
| 1 | CAN | 1 | 1 | 0 | 0 | 0 | +8 | 8 : 0 | 3 |
| 2 | CZE | 1 | 1 | 0 | 0 | 0 | +1 | 3 : 2 | 3 |
| 3 | JPN | 1 | 0 | 0 | 0 | 1 | -1 | 2 : 3 | 0 |
| 4 | SVK | 1 | 0 | 0 | 0 | 1 | -8 | 0 : 8 | 0 |

| | CAN | CZE | JPN | SVK |
|-----|------------------|------------------|------------------|------------------|
| CAN | | TUE 10 MAR 17:05 | MON 09 MAR 20:35 | 8:0 |
| CZE | TUE 10 MAR 17:05 | | 3:2 | MON 09 MAR 13:35 |
| JPN | MON 09 MAR 20:35 | 2:3 | | TUE 10 MAR 20:35 |
| SVK | 0:8 | MON 09 MAR 13:35 | TUE 10 MAR 20:35 | |

| Legend: | | | |
|---------|-----------------------|--------|---------------------------------|
| (G) | Goals in tournament | * | Does not count for Plus/minus |
| +C | Captain | A | Assists |
| EQ | Equal strength | ET/Res | Penalty end time/Result of game |
| FO+ | Face-offs won | FO- | Face-offs lost |
| GA | Goals against | GDF | Goal difference |
| GK | Goalkeeper | GP | Games played |
| MIP | Minutes in play (GK) | No. | Jersey number |
| OTW | Overtime wins | P | Points |
| PP1 | Power play - 1 player | PPG | Power play goals |
| SHF | Number of shifts | SHG | Shorthanded goals |
| TOT | Total | TPP | Time on power play |
| +/- | Plus/minus net | AVG | Average time on ice / shift |
| F | Female / Forward | FO+/- | Face-offs net |
| Gen | Gender | L | Losses |
| OT | Overtime | M | Male |
| PIM | Penalties in minutes | OTL | Overtime losses |
| PTS | Points | Pos. | Position |
| SOG | Shots on goal | R | Rank |
| TS | Total shots | SVS | Saves |
| | | W | Wins |

REVISED Revised to correct nationality of Linesperson FAZEKAS Tibor.



Shot Chart
Tabella azioni di tiro

CZE - JPN



1st Period



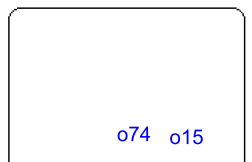
Shots by CZE

Goal (o): 2

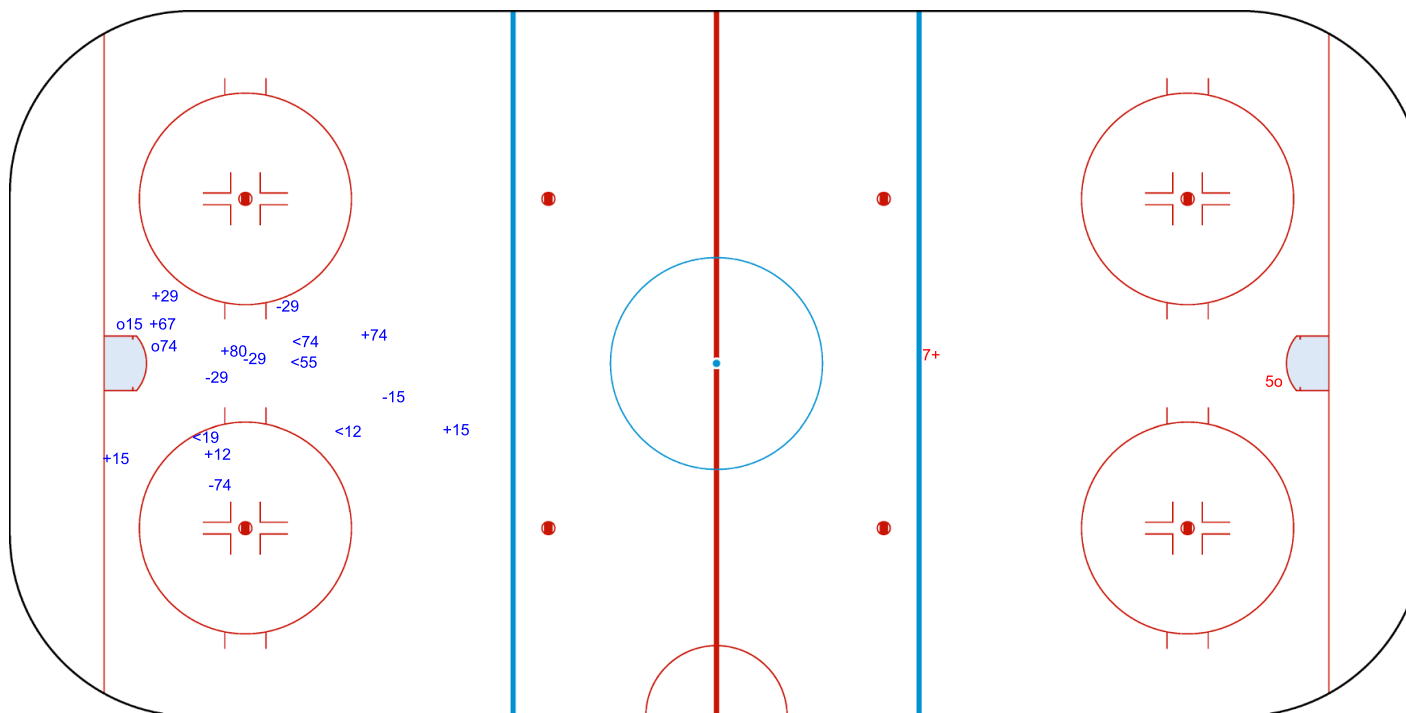
Save (+): 7

Block (<): 4

Miss (-): 5



GK 45 of JPN



Shots by JPN

Goal (o): 1

Save (+): 1

Block (>): 0

Miss (-): 0



GK 92 of CZE



Shots by JPN
Goal (o): 1
Block (<): 2
Save (+): 0
Miss (-): 0




GK 92 of CZE



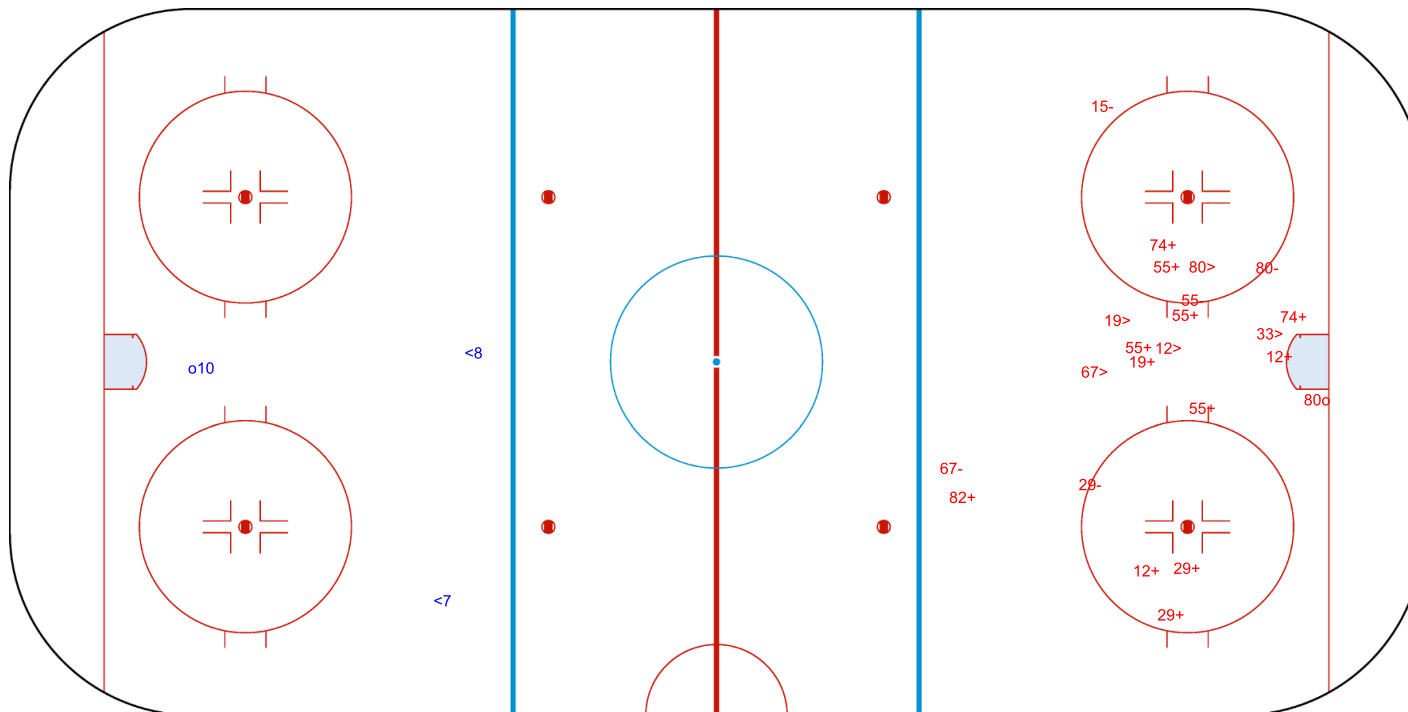
2nd Period



Shots by CZE
Goal (o): 1
Block (>): 5
Save (+): 12
Miss (-): 5



GK 45 of JPN






Shots by CZE

Goal (o): 0 Save (+): 8

Block (<): 3 Miss (-): 6



GK 45 of JPN




3rd Period



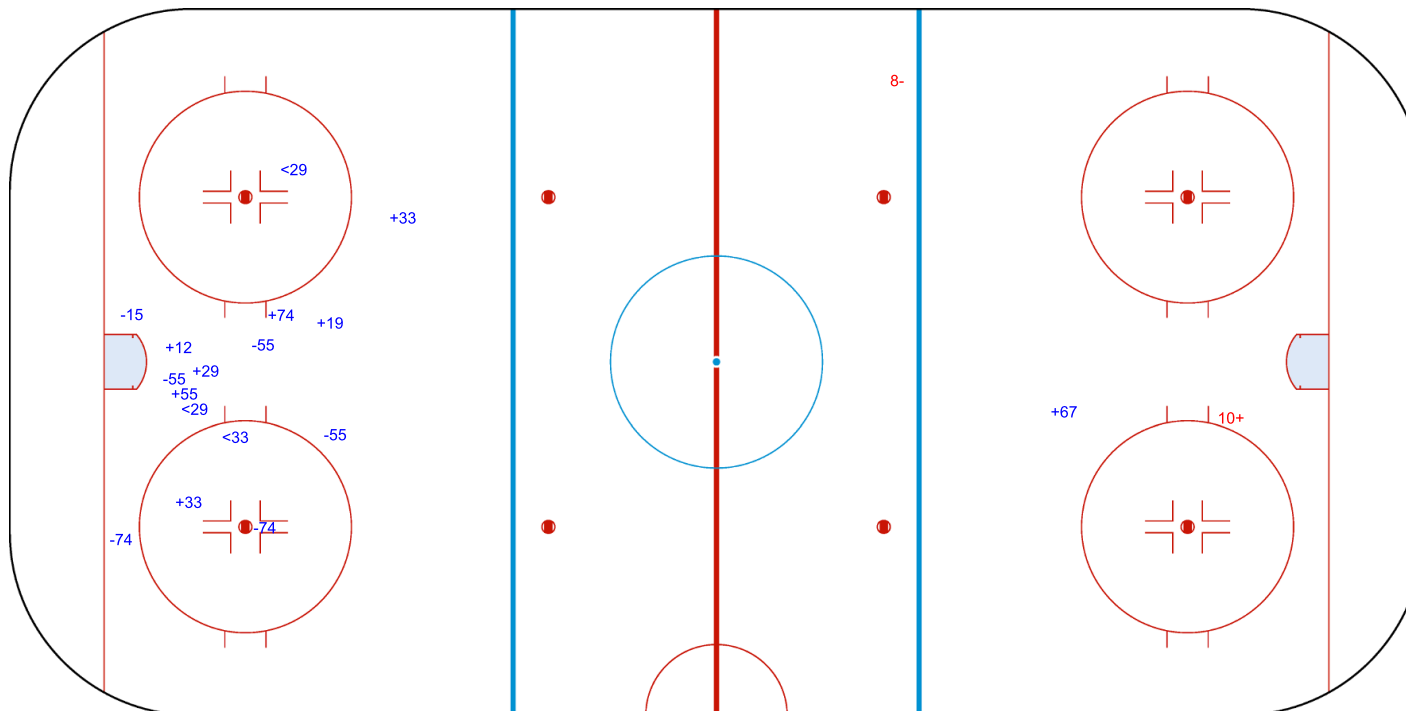
Shots by JPN

Goal (o): 0 Save (+): 1

Block (>): 0 Miss (-): 1



GK 92 of CZE



Legend:

GK

Goalkeeper



Face-off Chart

Tabella ingaggi

CZE - JPN

1st PERIOD

| CZE | JPN | CZE | JPN | CZE | JPN | Total wins all zones | |
|---------------------|-----------|--------------|--------|-----------|-----------|----------------------|--------|
| | | | | | | CZE | JPN |
| Def. zone | Att. zone | Neutral zone | | Att. zone | Def. zone | | |
| | | + 12 | - 23 | + 82 | - 23 | 5 / 100% | 0 / 0% |
| | | + 12 | - 23 | | | | |
| | | + 12 | - 23 | | | | |
| | | + 12 | - 23 | | | | |
| Total wins / period | | 4 / 100% | 0 / 0% | 1 / 100% | 0 / 0% | | |

2nd PERIOD

| CZE | JPN | CZE | JPN | CZE | JPN | Total wins all zones | |
|---------------------|-----------|--------------|---------|-----------|-----------|----------------------|---------|
| | | | | | | CZE | JPN |
| Def. zone | Att. zone | Neutral zone | | Att. zone | Def. zone | | |
| + 82 | - 23 | - 12 | + 23 | + 82 | - 96 | 12 / 63% | 7 / 37% |
| - 19 | + 23 | + 12 | - 23 | + 82 | - 5 | | |
| | | + 12 | - 5 | - 33 | + 23 | | |
| | | + 12 | - 23 | + 82 | - 23 | | |
| | | + 82 | - 23 | + 82 | - 23 | | |
| | | - 12 | + 23 | - 82 | + 23 | | |
| | | + 12 | - 23 | + 82 | - 23 | | |
| | | | | - 82 | + 5 | | |
| | | | | - 82 | + 23 | | |
| | | | | + 12 | - 23 | | |
| Total wins / period | | 1 / 50% | 1 / 50% | 5 / 71% | 2 / 29% | 6 / 60% | 4 / 40% |

3rd PERIOD

| CZE | JPN | CZE | JPN | CZE | JPN | Total wins all zones | |
|---------------------|-----------|--------------|--------|-----------|-----------|----------------------|---------|
| | | | | | | CZE | JPN |
| Def. zone | Att. zone | Neutral zone | | Att. zone | Def. zone | | |
| + 12 | - 23 | + 12 | - 23 | + 12 | - 96 | 6 / 86% | 1 / 14% |
| | | | | - 55 | + 23 | | |
| | | | | + 82 | - 23 | | |
| | | | | + 82 | - 23 | | |
| | | | | + 12 | - 95 | | |
| Total wins / period | | 1 / 100% | 0 / 0% | 1 / 100% | 0 / 0% | 4 / 80% | 1 / 20% |

TOTAL

| CZE | JPN | CZE | JPN | CZE | JPN | Total wins all zones | |
|-------------------|-----------|--------------|---------|-----------|-----------|----------------------|---------|
| | | | | | | CZE | JPN |
| Def. zone | Att. zone | Neutral zone | | Att. zone | Def. zone | | |
| | | | | | | 23 / 74% | 8 / 26% |
| Total wins / game | | 2 / 67% | 1 / 33% | 10 / 83% | 2 / 17% | 11 / 69% | 5 / 31% |



HEAD TO HEAD

| | | JPN | | | | | | | | |
|-----------------|------------------|------------------|-----------------|-----------------|------------------|-------------------|------------------|-------------------|-------------------|--|
| No. | 5 | 23 | 95 | 96 | Tot. | wins CZE | Dz | Nz | Az | |
| CZE | 12 | 1 - 0 | 10 - 2 | 1 - 0 | 15 | 13 87% | 1 100% | 9 82% | 3 100% | |
| | 19 | | 0 - 1 | | 1 | 0 0% | 0 0% | | | |
| | 33 | | 0 - 1 | | 1 | 0 0% | | | 0 0% | |
| | 55 | | 0 - 1 | | 1 | 0 0% | | | 0 0% | |
| | 82 | 1 - 1 | 8 - 2 | | 13 | 10 77% | 1 100% | 1 100% | 8 73% | |
| Tot. | 3 | 25 | 1 | 2 | 31 | 23 74% | 2 67% | 10 83% | 11 69% | |
| wins JPN | 1 33% | 7 28% | 0 0% | 0 0% | 8 26% | | | | | |
| Dz | 1 50% | 4 36% | 0 0% | 0 0% | 5 31% | | | | | |
| Nz | 0 0% | 2 18% | | | 2 17% | | | | | |
| Az | | 1 33% | | | 1 33% | | | | | |

Legend:

| | | | | | | | |
|-------------|---------------|-----------|----------------|-------------|------------------------|-----------|----------------|
| Att. | Attacking | Az | Attacking zone | Def. | Defending | Dz | Defending zone |
| No. | Jersey number | Nz | Neutral zone | Tot. | Total face-offs played | | |



Line-Ups

Formazioni

CHN - GER

Referee

FERGENBAUM Matthew (CAN)

Linespersons

LEWIS Brendan (USA), WIEST Alexander (ITA)

Goalkeepers

Team: CHN

| No. | Name | Gen |
|-----|------------|-----|
| 1 | WANG Wei | M |
| 20 | JI Yanzhao | M |

Team Line-ups

Team: CHN (Red)

| No. | Pos. | Name | Gen |
|-----|------|-----------------|-----|
| 19 | D | ZHANG Zheng +A | M |
| 24 | D | ZHU Zhanfu | M |
| 8 | F | WANG Zhidong +C | M |
| 17 | F | SHEN Yifeng +A | M |
| 30 | F | QIU Dianpeng | M |
| 3 | D | LYU Zhi | M |
| 18 | D | WANG Jujiang | M |
| 15 | F | SONG Xiaodong | M |
| 28 | F | TIAN Jintao | M |
| 32 | F | LI Hongguan | M |
| 12 | D | CHE Hang | M |
| 33 | F | CHEN Hongyu | M |
| 39 | F | LIU Wenxu | M |

Head Coach: SHARSHUKOV Nikolay

NOT DRESSED:

| | | | |
|----|---|-----------|---|
| 23 | F | CUI Yutao | M |
| 37 | D | HE Haoran | M |

Team: GER

| No. | Name | Gen |
|-----|----------------|-----|
| 22 | MUEHLHANS Veit | M |
| 47 | KUNST Simon | M |

Team: GER (White)

| No. | Pos. | Name | Gen |
|-----|------|--------------------------|-----|
| 6 | D | RAEDLER Hugo | M |
| 55 | D | STUMPE Sven | M |
| 3 | F | DISVELD Bas | M |
| 8 | F | RENNHACK Frank +A | M |
| 43 | F | HERING Bernhard | M |
| 33 | D | KUHLI-LAUENSTEIN Ingo +A | M |
| 44 | D | BRELAGE Malte +C | M |
| 7 | F | REIMANN Leopold | M |
| 27 | F | MALCHIN Marcel Nicolas | M |
| 97 | F | SCHRADER Felix | M |
| 21 | D | BETZ Steven | M |
| 14 | F | BUSSMANN Jano | M |
| 77 | F | WEDDE Joerg | M |

Head Coach: WILLMANN Peter

NOT DRESSED:

| | | | |
|----|---|------------------|---|
| 12 | F | JASTER Christian | M |
| 83 | D | PILZ Christian | M |

Legend:

| | | | | | | | |
|------------|-------------------|-----------|---------|------------|---------------|-------------|----------|
| +A | Alternate Captain | +C | Captain | D | Defender | F | Forward |
| Gen | Gender | M | Male | No. | Jersey number | Pos. | Position |



Graphical Line-ups

Schema grafico formazioni

CHN - GER

Referee

FERGENBAUM Matthew (CAN)

Linespersons

LEWIS Brendan (USA), WIEST Alexander (ITA)

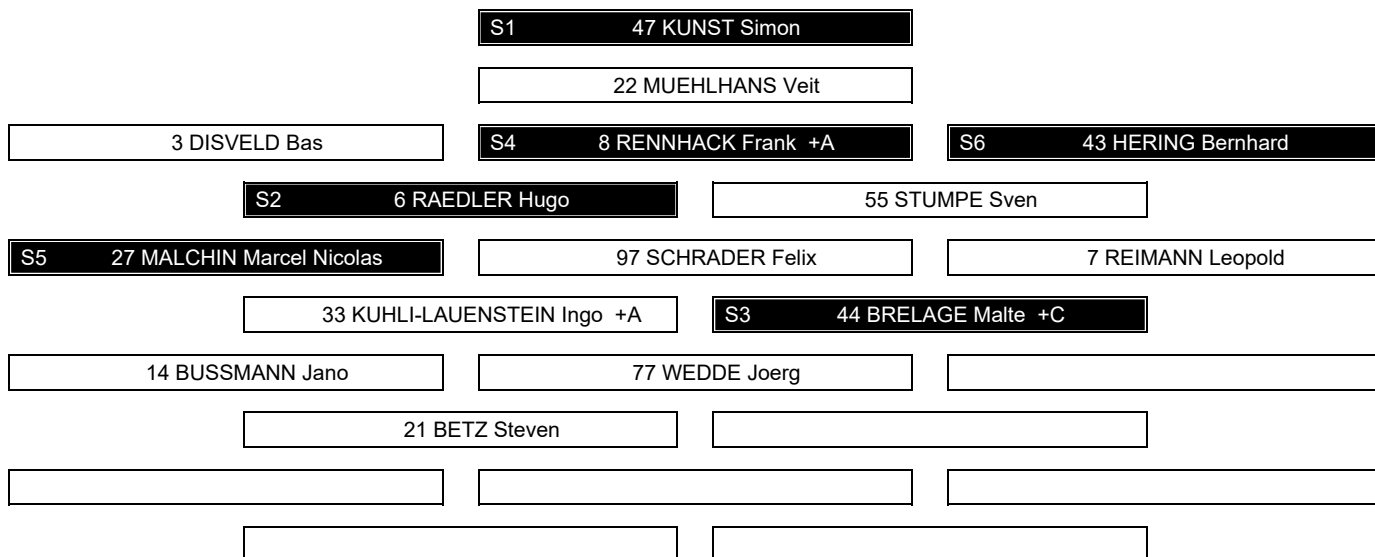
Team: CHN - People's Republic of China (Red)

Head Coach: SHARSHUKOV Nikolay



Team: GER - Germany (White)

Head Coach: WILLMANN Peter



Legend:

+A Alternate Captain

+C Captain

Sn

Starting position



Game Summary

Tabella riassuntiva partita

CHN - GER 12 - 0 (5 - 0 , 3 - 0 , 4 - 0)

| Spectators | Referee | Linespersons |
|------------|--------------------------|---------------------------------------------|
| 2787 | FERGENBAUM Matthew (CAN) | LEWIS Brendan (USA) , WIEST Alexander (ITA) |

Team Statistics

| Period | Score | SVS | SOG | PIM | TPP | PPG | SHG |
|--------------|---------------|---------------|---------------|--------------|--------------------|--------------|--------------|
| 1 | 5 : 0 | 0 : 8 | 13 : 0 | 0 : 2 | 0:35 : 0:00 | 1 : 0 | 0 : 0 |
| 2 | 3 : 0 | 2 : 8 | 11 : 2 | 2 : 2 | 1:23 : 2:00 | 1 : 0 | 0 : 0 |
| 3 | 4 : 0 | 3 : 8 | 12 : 3 | 4 : 2 | 0:00 : 2:00 | 0 : 0 | 0 : 0 |
| Total | 12 : 0 | 5 : 24 | 36 : 5 | 6 : 6 | 1:58 : 4:00 | 2 : 0 | 0 : 0 |

1st Period

| Action | Time | ET/Res | Team | Type | No. | Name | (G) | Name of Assistant(s) / Action Description |
|-------------|--------------|--------------|------------|------------|-----------|---------------|-----|-------------------------------------------------------------------------|
| GK | 00:00 | | CHN | | 20 | JI Y | | - Goalkeeper in |
| GK | 00:00 | | GER | | 47 | KUNST S | | - Goalkeeper in |
| Goal | 06:16 | 1 : 0 | CHN | EQ | 8 | WANG Z | (1) | 17 SHEN Y On Ice CHN 20 8 15 17 19 24 24 ZHU Z GER 47 14 33 55 77 97 |
| Goal | 08:44 | 2 : 0 | CHN | EQ | 8 | WANG Z | (2) | 17 SHEN Y On Ice CHN 20 8 17 19 24 30 3 LYU Z GER 47 14 33 55 77 97 |
| Penalty | 12:07 | 12:42 | GER | 2 min. | 14 | BUSSMANN J | | - Holding |
| Goal | 12:42 | 3 : 0 | CHN | PP1 | 30 | QIU D | (1) | 8 WANG Z On Ice CHN 20 8 17 19 24 30 24 ZHU Z GER 47 8 33 43 55 * |
| Goal | 12:54 | 4 : 0 | CHN | EQ | 28 | TIAN J | (1) | 18 WANG J On Ice CHN 20 3 15 18 28 32 GER 47 7 8 43 44 97 |
| Goal | 14:32 | 5 : 0 | CHN | EQ | 28 | TIAN J | (2) | 32 LI H On Ice CHN 20 3 15 18 28 32 3 LYU Z GER 47 8 27 33 43 44 |

2nd Period

| Action | Time | ET/Res | Team | Type | No. | Name | (G) | Name of Assistant(s) / Action Description |
|-------------|--------------|--------------|------------|------------|-----------|--------------------|-----|------------------------------------------------------------------------|
| Goal | 20:34 | 6 : 0 | CHN | EQ | 30 | QIU D | (2) | 17 SHEN Y On Ice CHN 20 8 12 17 18 30 8 WANG Z GER 47 8 27 33 43 55 |
| Penalty | 24:46 | 26:46 | CHN | 2 min. | 32 | LI H | | - Interference |
| Penalty | 27:11 | 28:34 | GER | 2 min. | 33 | KUHLI-LAUENSTEIN I | | - Interference |
| Goal | 28:34 | 7 : 0 | CHN | PP1 | 30 | QIU D | (3) | On Ice CHN 20 8 17 19 24 30 GER 47 3 6 7 44 * |
| Goal | 29:39 | 8 : 0 | CHN | EQ | 33 | CHEN H | (1) | 3 LYU Z On Ice CHN 20 3 18 28 33 39 18 WANG J GER 47 8 33 43 55 97 |

3rd Period

| Action | Time | ET/Res | Team | Type | No. | Name | (G) | Name of Assistant(s) / Action Description |
|-------------|--------------|---------------|------------|-----------|-----------|---------------|-----|-----------------------------------------------------------------------------|
| Goal | 32:56 | 9 : 0 | CHN | EQ | 28 | TIAN J | (3) | 15 SONG X On Ice CHN 20 3 15 18 28 32 GER 47 3 6 7 21 44 |
| Goal | 33:30 | 10 : 0 | CHN | EQ | 39 | LIU W | (1) | 17 SHEN Y On Ice CHN 20 17 19 24 33 39 24 ZHU Z GER 47 8 27 33 43 55 |
| Goal | 34:46 | 11 : 0 | CHN | EQ | 39 | LIU W | (2) | 24 ZHU Z On Ice CHN 20 19 24 32 33 39 32 LI H GER 47 3 7 21 33 55 |
| Goal | 35:40 | 12 : 0 | CHN | EQ | 32 | LI H | (1) | 15 SONG X On Ice CHN 20 3 15 18 28 32 3 LYU Z GER 47 6 8 27 43 44 |
| Penalty | 40:45 | 42:45 | GER | 2 min. | 8 | RENNHACK F | | - Slashing |
| Penalty | 40:45 | 42:45 | CHN | 2 min. | 28 | TIAN J | | - Roughing |
| Penalty | 40:45 | 44:45 | CHN | 2 min. | 28 | TIAN J | | - Unsportsmanlike Conduct / start serving at 42:45 / Served by: 12 CHE H |
| GK | 45:00 | | CHN | | | | | 20 JI Y - Goalkeeper out |
| GK | 45:00 | | GER | | | | | 47 KUNST S - Goalkeeper out |



Goalkeeper Records

Team : CHN - People's Republic of China

| No. | Name | SOG | SVS | MIP |
|-----|------------|-----|-----|-------|
| 20 | JI Yanzhao | 5 | 5 | 45:00 |
| 1 | WANG Wei | | | |

Team : GER - Germany

| No. | Name | SOG | SVS | MIP |
|-----|----------------|-----|-----|-------|
| 47 | KUNST Simon | 36 | 24 | 45:00 |
| 22 | MUEHLHANS Veit | | | |

Game Statistics

Team : CHN (Red)

Head Coach : SHARSHUKOV Nikolay

| No. | Pos. | Name | Gen | G | A | P | PIM | FO+ | FO- | FO+/- | FO% | Shots on Goal | | | | +/- | Time on Ice | | | | | | | |
|--------------|------|-----------------|-----|---|-----------|-----------|-----------|----------|-----------|-----------|-----------|---------------|-----------|-----------|-----------|-----------|-------------|------|------|----|-------|-----|------|--|
| | | | | | | | | | | | | 1 | 2 | 3 | OTTS | | 1 | 2 | 3 | OT | TOT | SHF | AVG | |
| 8 | F | WANG Zhidong +C | M | 2 | 2 | 4 | 0 | 15 | 6 | 9 | 71.43 | 4 | 2 | 1 | 7 | +3 | 8:57 | 5:32 | 5:09 | | 19:38 | 21 | 0:56 | |
| 17 | F | SHEN Yifeng +A | M | 0 | 4 | 4 | 0 | 2 | 1 | 1 | 66.67 | 0 | 2 | 0 | 2 | +4 | 9:51 | 9:08 | 6:56 | | 25:55 | 18 | 1:26 | |
| 19 | D | ZHANG Zheng +A | M | 0 | 0 | 0 | 0 | 0 | 0 | 0 | 0.00 | 1 | 1 | 1 | 3 | +4 | 8:45 | 6:52 | 9:20 | | 24:57 | 21 | 1:11 | |
| 24 | D | ZHU Zhanfu | M | 0 | 4 | 4 | 0 | 0 | 0 | 0 | 0.00 | 2 | 0 | 0 | 2 | +4 | 9:00 | 5:33 | 9:07 | | 23:40 | 21 | 1:07 | |
| 30 | F | QIU Dianpeng | M | 3 | 0 | 3 | 0 | 0 | 0 | 0 | 0.00 | 2 | 2 | 0 | 4 | +2 | 8:37 | 4:52 | 2:39 | | 16:08 | 18 | 0:53 | |
| 3 | D | LYU Zhi | M | 0 | 4 | 4 | 0 | 0 | 0 | 0 | 0.00 | 0 | 0 | 0 | 0 | +5 | 5:51 | 5:49 | 4:08 | | 15:48 | 16 | 0:59 | |
| 15 | F | SONG Xiaodong | M | 0 | 2 | 2 | 0 | 0 | 1 | -1 | 0.00 | 1 | 0 | 1 | 2 | +5 | 6:06 | 6:51 | 6:55 | | 19:52 | 18 | 1:06 | |
| 18 | D | WANG Jujiang | M | 0 | 2 | 2 | 0 | 0 | 0 | 0 | 0.00 | 0 | 0 | 0 | 0 | +6 | 6:24 | 8:23 | 5:20 | | 20:07 | 16 | 1:15 | |
| 28 | F | TIAN Jintao | M | 3 | 0 | 3 | 4 | 12 | 4 | 8 | 75.00 | 2 | 0 | 5 | 7 | +5 | 6:22 | 6:05 | 6:21 | | 18:48 | 17 | 1:06 | |
| 32 | F | LI Hongguan | M | 1 | 2 | 3 | 2 | 0 | 0 | 0 | 0.00 | 0 | 0 | 1 | 1 | +5 | 5:08 | 3:58 | 6:17 | | 15:23 | 17 | 0:54 | |
| 12 | D | CHE Hang | M | 0 | 0 | 0 | 0 | 0 | 0 | 0 | 0.00 | 1 | 0 | 0 | 1 | +1 | 0:00 | 3:33 | 0:44 | | 4:17 | 4 | 1:04 | |
| 33 | F | CHEN Hongyu | M | 1 | 0 | 1 | 0 | 1 | 1 | 0 | 50.00 | 0 | 4 | 0 | 4 | +3 | 0:00 | 2:45 | 6:15 | | 9:00 | 9 | 1:00 | |
| 39 | F | LIU Wenxu | M | 2 | 0 | 2 | 0 | 1 | 1 | 0 | 50.00 | 0 | 0 | 3 | 3 | +3 | 0:00 | 3:35 | 3:50 | | 7:25 | 9 | 0:49 | |
| 1 | GK | WANG Wei | M | 0 | 0 | 0 | 0 | | | | | 0 | 0 | 0 | 0 | | | | | | | | | |
| 20 | GK | JI Yanzhao | M | 0 | 0 | 0 | 0 | | | | | 0 | 0 | 0 | 0 | | | | | | | | | |
| Total | | | | | 12 | 20 | 32 | 6 | 31 | 14 | 17 | 68.89 | 13 | 11 | 12 | 36 | | | | | | | | |

Team : GER (White)

Head Coach : WILLMANN Peter

| No. | Pos. | Name | Gen | G | A | P | PIM | FO+ | FO- | FO+/- | FO% | Shots on Goal | | | | +/- | Time on Ice | | | | | | | |
|--------------|------|---------------------------|-----|---|----------|----------|----------|----------|-----------|-----------|------------|---------------|----------|----------|----------|----------|-------------|------|------|----|-------|-----|------|--|
| | | | | | | | | | | | | 1 | 2 | 3 | OTTS | | 1 | 2 | 3 | OT | TOT | SHF | AVG | |
| 3 | F | DISVELD Bas | M | 0 | 0 | 0 | 0 | 3 | 10 | -7 | 23.08 | 0 | 0 | 0 | 0 | -2 | 5:44 | 6:10 | 4:59 | | 16:53 | 14 | 1:12 | |
| 6 | D | RAEDLER Hugo | M | 0 | 0 | 0 | 0 | 0 | 0 | 0 | 0.00 | 0 | 0 | 0 | 0 | -2 | 4:41 | 7:06 | 9:42 | | 21:29 | 20 | 1:04 | |
| 8 | F | RENNHACK Frank +A | M | 0 | 0 | 0 | 2 | 0 | 0 | 0 | 0.00 | 0 | 1 | 0 | 1 | -6 | 3:42 | 6:37 | 3:55 | | 14:14 | 16 | 0:53 | |
| 43 | F | HERING Bernhard | M | 0 | 0 | 0 | 0 | 11 | 10 | 1 | 52.38 | 0 | 0 | 0 | 0 | -6 | 8:16 | 5:17 | 6:37 | | 20:10 | 19 | 1:03 | |
| 55 | D | STUMPE Sven | M | 0 | 0 | 0 | 0 | 0 | 0 | 0 | 0.00 | 0 | 0 | 0 | 0 | -6 | 9:38 | 5:24 | 4:48 | | 19:50 | 16 | 1:14 | |
| 7 | F | REIMANN Leopold | M | 0 | 0 | 0 | 0 | 0 | 0 | 0 | 0.00 | 0 | 0 | 0 | 0 | -3 | 7:06 | 4:31 | 3:30 | | 15:07 | 13 | 1:09 | |
| 27 | F | MALCHIN Marcel Nicolas | M | 0 | 0 | 0 | 0 | 0 | 0 | 0 | 0.00 | 0 | 0 | 1 | 1 | -4 | 3:33 | 5:05 | 6:31 | | 15:09 | 16 | 0:56 | |
| 33 | D | KUHLLI-LAUENSTEIN Ingo +A | M | 0 | 0 | 0 | 2 | 0 | 0 | 0 | 0.00 | 0 | 0 | 1 | 1 | -7 | 7:17 | 8:11 | 5:47 | | 21:15 | 18 | 1:10 | |
| 44 | D | BRELAGE Malte +C | M | 0 | 0 | 0 | 0 | 0 | 0 | 0 | 0.00 | 0 | 0 | 1 | 1 | -4 | 5:03 | 7:03 | 8:40 | | 20:46 | 19 | 1:05 | |
| 97 | F | SCHRADER Felix | M | 0 | 0 | 0 | 0 | 0 | 0 | 0 | 0.00 | 0 | 0 | 0 | 0 | -4 | 2:37 | 4:34 | 5:46 | | 12:57 | 14 | 0:55 | |
| 14 | F | BUSSMANN Jano | M | 0 | 0 | 0 | 2 | 0 | 10 | -10 | 0.00 | 0 | 0 | 0 | 0 | -2 | 8:49 | 5:31 | 5:04 | | 19:24 | 13 | 1:29 | |
| 21 | D | BETZ Steven | M | 0 | 0 | 0 | 0 | 0 | 0 | 0 | 0.00 | 0 | 0 | 0 | 0 | -2 | 4:53 | 2:41 | 3:34 | | 11:08 | 8 | 1:23 | |
| 77 | F | WEDDE Joerg | M | 0 | 0 | 0 | 0 | 0 | 1 | -1 | 0.00 | 0 | 1 | 0 | 1 | -2 | 3:06 | 5:27 | 6:07 | | 14:40 | 14 | 1:02 | |
| 22 | GK | MUEHLHANS Veit | M | 0 | 0 | 0 | 0 | | | | | 0 | 0 | 0 | 0 | | | | | | | | | |
| 47 | GK | KUNST Simon | M | 0 | 0 | 0 | 0 | | | | | 0 | 0 | 0 | 0 | | | | | | | | | |
| Total | | | | | 0 | 0 | 0 | 6 | 14 | 31 | -17 | 31.11 | 0 | 2 | 3 | 5 | | | | | | | | |

Group A

| R | Team | GP | W | OTW | OTL | L | GDF | GF : GA | PTS |
|---|------|----|---|-----|-----|---|-----|---------|-----|
| 1 | CHN | 1 | 1 | 0 | 0 | 0 | +12 | 12 : 0 | 3 |
| 2 | GER | 1 | 0 | 0 | 0 | 1 | -12 | 0 : 12 | 0 |
| - | USA | 0 | | | | | | | |
| - | ITA | 0 | | | | | | | |

| | CHN | GER | ITA | USA |
|-----|------------------|------------------|------------------|------------------|
| CHN | | 12:0 | MON 09 MAR 10:05 | TUE 10 MAR 13:35 |
| GER | 0:12 | | TUE 10 MAR 10:05 | MON 09 MAR 17:05 |
| ITA | MON 09 MAR 10:05 | TUE 10 MAR 10:05 | | SAT 07 MAR 17:05 |
| USA | TUE 10 MAR 13:35 | MON 09 MAR 17:05 | SAT 07 MAR 17:05 | |



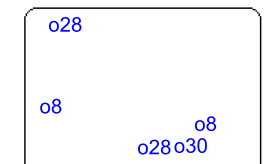
| Legend: | | | | | |
|----------------------------------|---------------|---------------------------------|--------------|-----------------------------|-----------------------------|
| (G) Goals in tournament | * | Does not count for Plus/minus | +/- | Plus/minus net | +A Alternate Captain |
| +C Captain | A | Assists | AVG | Average time on ice / shift | D Defender |
| EQ Equal strength | ET/Res | Penalty end time/Result of game | F | Forward | FO% % Face-offs won |
| FO+ Face-offs won | FO- | Face-offs lost | FO+/- | Face-offs net | G Goals |
| GA Goals against | GDF | Goal difference | Gen | Gender | GF Goals for |
| GK Goalkeeper | GP | Games played | L | Losses | M Male |
| MIP Minutes in play (GK) | No. | Jersey number | OT | Overtime | OTL Overtime losses |
| OTW Overtime wins | P | Points | PIM | Penalties in minutes | Pos. Position |
| PP1 Power play - 1 player | PPG | Power play goals | PTS | Points | R Rank |
| SHF Number of shifts | SHG | Shorthanded goals | SOG | Shots on goal | SVS Saves |
| TOT Total | TPP | Time on power play | TS | Total shots | W Wins |



Shot Chart
Tabella azioni di tiro

CHN - GER

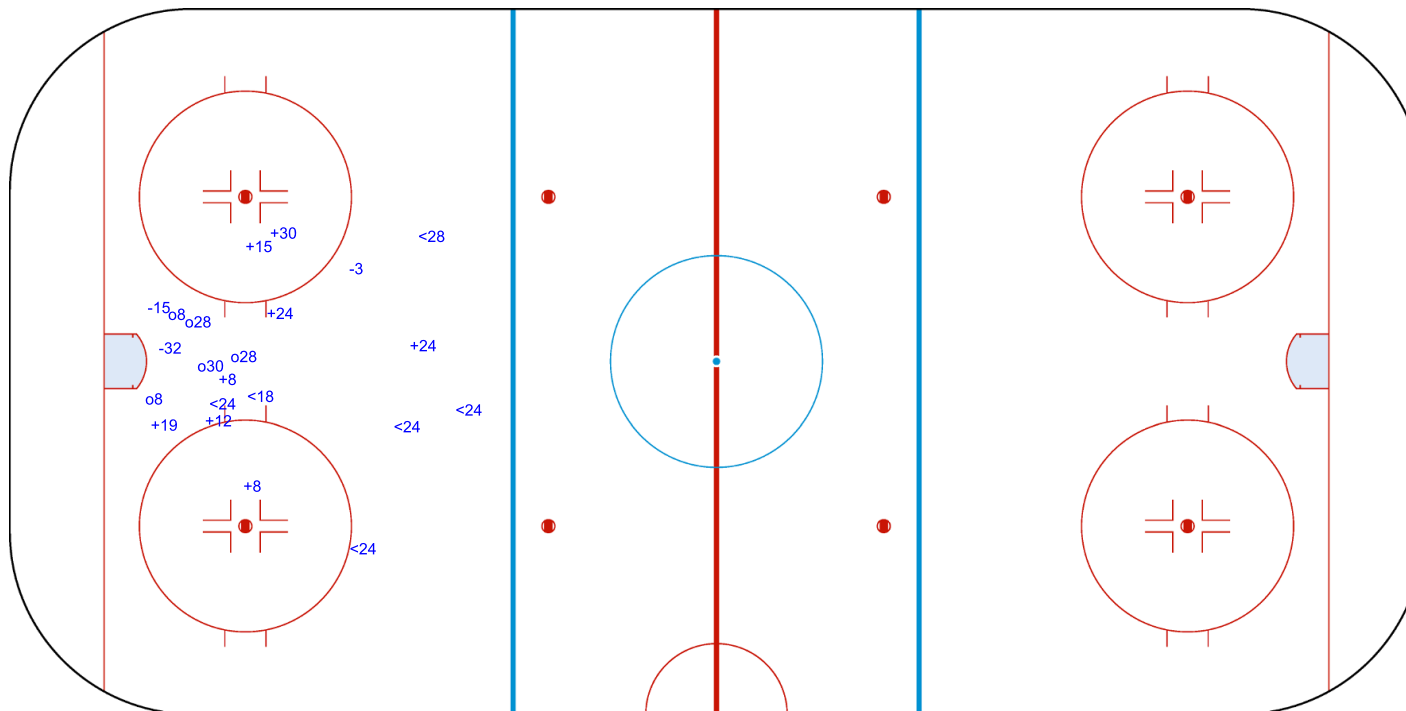
Shots by CHN
Goal (o): 5
Block (<): 6
Save (+): 8
Miss (-): 3



GK 47 of GER



1st Period



Shots by GER
Goal (o): 0
Block (>): 0
Save (+): 0
Miss (-): 0



GK 20 of CHN



Shots by GER

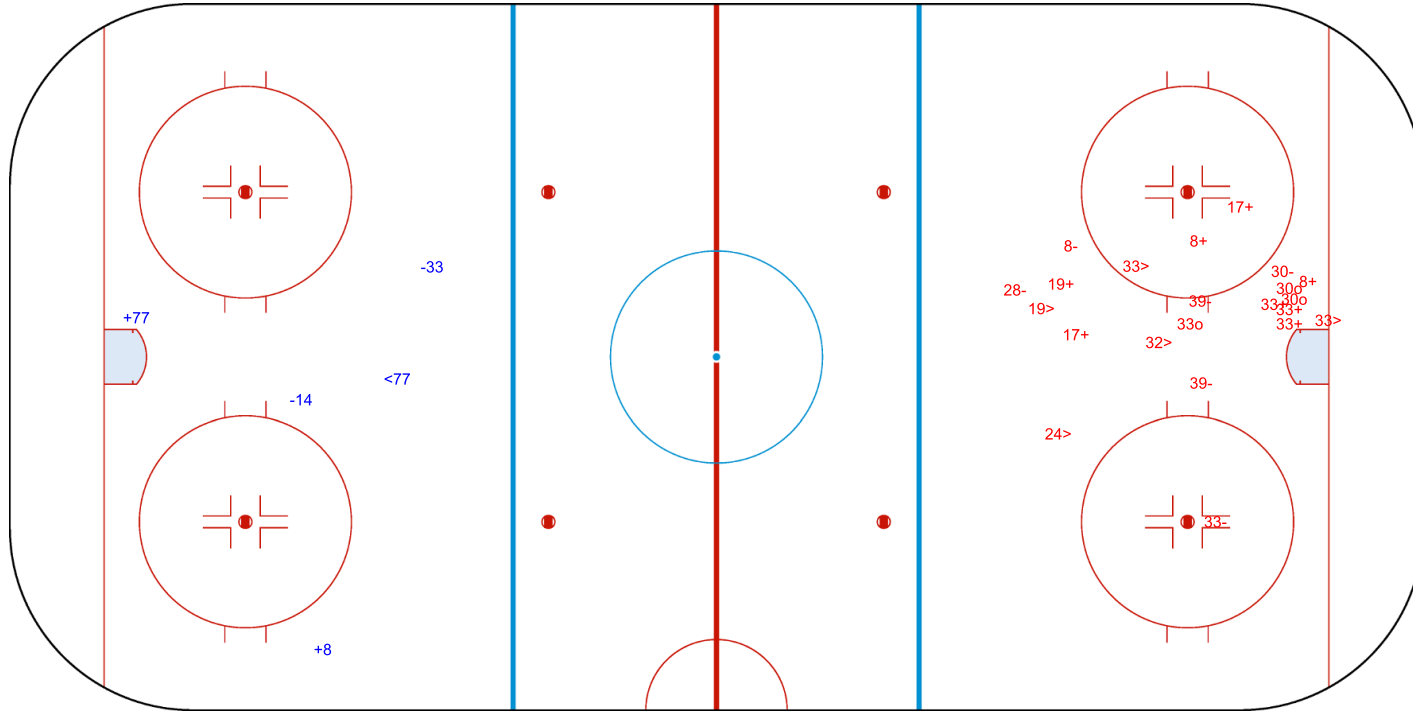
Goal (o): 0 Save (+): 2
Block (<): 1 Miss (-): 2



GK 20 of CHN

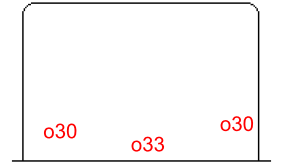


2nd Period



Shots by CHN

Goal (o): 3 Save (+): 8
Block (>): 5 Miss (-): 6



GK 47 of GER



Shots by CHN
Goal (o): 4 Save (+): 8
Block (<): 2 Miss (-): 6

| | | |
|-----|-----|-----|
| | | o39 |
| o28 | o39 | o32 |

GK 47 of GER



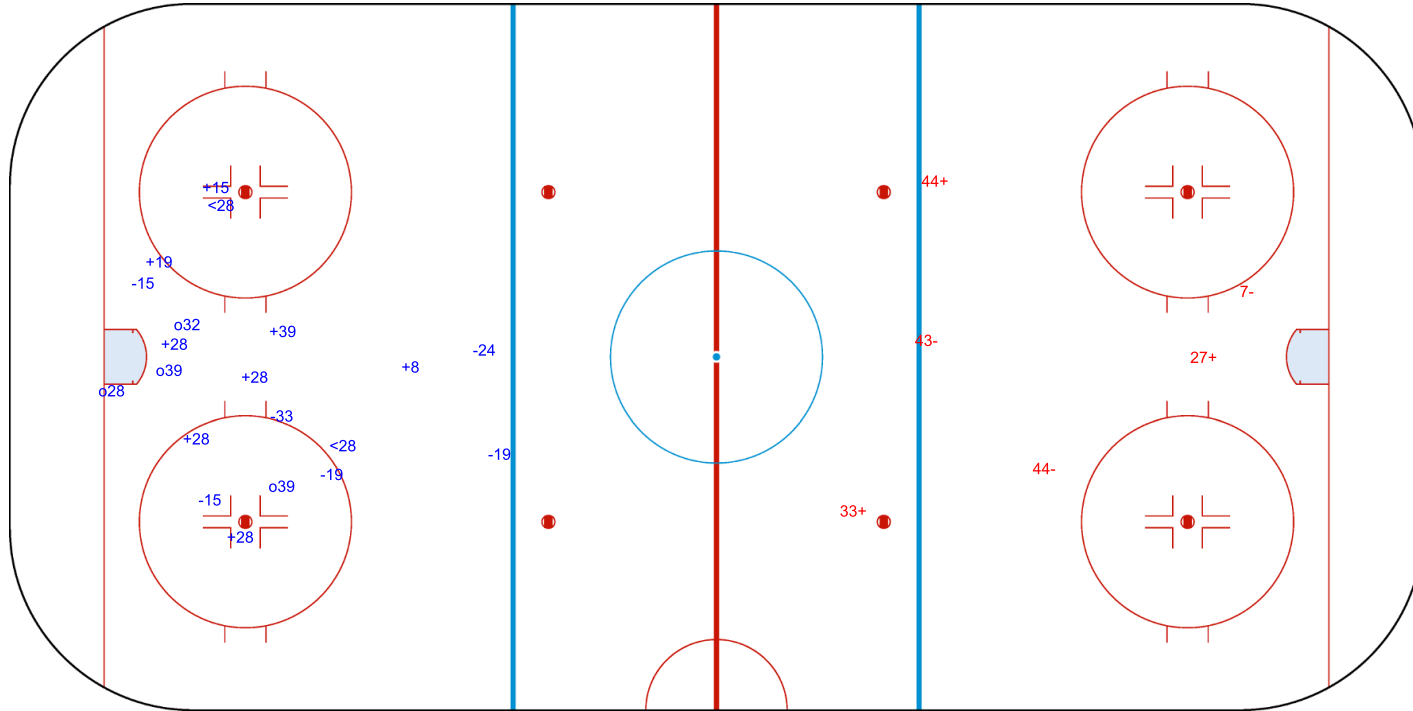
3rd Period



Shots by GER
Goal (o): 0 Save (+): 3
Block (>): 0 Miss (-): 3

| | | |
|--|--|--|
| | | |
|--|--|--|

GK 20 of CHN



Legend: GK Goalkeeper



Face-off Chart

Tabella ingaggi

CHN - GER

1st PERIOD

| | CHN | | GER | | CHN | | GER | | | |
|---------------------|-----------|-----------|--------------|---------|-----------|-----------|-----|--|-------------------------|---------|
| | Def. zone | Att. zone | Neutral zone | | Att. zone | Def. zone | | | | |
| | + 8 | - 14 | + 8 | - 43 | + 28 | - 43 | | | Total wins all zones | |
| | + 8 | - 14 | + 8 | - 14 | + 8 | - 14 | | | | |
| | | | - 8 | + 43 | + 8 | - 43 | | | | |
| | | | + 28 | - 3 | + 8 | - 43 | | | | |
| | | | + 28 | - 3 | + 8 | - 43 | | | | |
| | | | + 28 | - 3 | + 8 | - 43 | | | | |
| | | | - 8 | + 43 | | | | | | |
| | | | + 28 | - 3 | | | | | | |
| | | | + 8 | - 14 | | | | | | |
| | | | + 8 | - 3 | | | | | | |
| Total wins / period | 2 / 100% | 0 / 0% | 8 / 80% | 2 / 20% | 5 / 100% | 0 / 0% | | | CHN | GER |
| | | | | | | | | | 15 / 88% | 2 / 12% |

2nd PERIOD

| | CHN | | GER | | CHN | | GER | | | |
|---------------------|-----------|-----------|--------------|---------|-----------|-----------|-----|--|-------------------------|---------|
| | Def. zone | Att. zone | Neutral zone | | Att. zone | Def. zone | | | | |
| | + 8 | - 43 | + 8 | - 43 | + 28 | - 43 | | | Total wins all zones | |
| | - 15 | + 43 | + 28 | - 14 | - 8 | + 43 | | | | |
| | - 8 | + 3 | + 28 | - 14 | - 8 | + 43 | | | | |
| | | | - 39 | + 3 | - 28 | + 43 | | | | |
| | | | - 28 | + 43 | - 28 | + 43 | | | | |
| | | | + 28 | - 14 | + 8 | - 3 | | | | |
| | | | | | | | | | | |
| | | | | | | | | | | |
| | | | | | | | | | | |
| | | | | | | | | | | |
| Total wins / period | 1 / 33% | 2 / 67% | 4 / 67% | 2 / 33% | 2 / 33% | 4 / 67% | | | CHN | GER |
| | | | | | | | | | 7 / 47% | 8 / 53% |

3rd PERIOD

| | CHN | | GER | | CHN | | GER | | | |
|---------------------|-----------|-----------|--------------|---------|-----------|-----------|-----|--|-------------------------|---------|
| | Def. zone | Att. zone | Neutral zone | | Att. zone | Def. zone | | | | |
| | + 28 | - 43 | - 8 | + 43 | + 33 | - 3 | | | Total wins all zones | |
| | + 8 | - 77 | + 28 | - 3 | - 33 | + 3 | | | | |
| | | | - 17 | + 43 | + 17 | - 43 | | | | |
| | | | + 8 | - 14 | + 39 | - 3 | | | | |
| | | | - 28 | + 43 | | | | | | |
| | | | + 17 | - 14 | | | | | | |
| | | | + 28 | - 3 | | | | | | |
| | | | | | | | | | | |
| | | | | | | | | | | |
| | | | | | | | | | | |
| Total wins / period | 2 / 100% | 0 / 0% | 4 / 57% | 3 / 43% | 3 / 75% | 1 / 25% | | | CHN | GER |
| | | | | | | | | | 9 / 69% | 4 / 31% |

TOTAL

| | CHN | | GER | | CHN | | GER | | | |
|-------------------|-----------|-----------|--------------|---------|-----------|-----------|-----|--|----------|----------|
| | Def. zone | Att. zone | Neutral zone | | Att. zone | Def. zone | | | | |
| Total wins / game | 5 / 71% | 2 / 29% | 16 / 70% | 7 / 30% | 10 / 67% | 5 / 33% | | | CHN | GER |
| | | | | | | | | | 31 / 69% | 14 / 31% |



HEAD TO HEAD

| | | GER | | | | | | | | |
|-----|-----------------|-----------|---------|-----------|---------|-----------|-----------|-----------|-----------|-----------|
| | No. | 3 | 14 | 43 | 77 | Tot. | wins CHN | Dz | Nz | Az |
| CHN | 8 | 2 - 1 | 6 - 0 | 6 - 5 | 1 - 0 | 21 | 15 71% | 4 80% | 6 67% | 5 71% |
| | 15 | | | 0 - 1 | | 1 | 0 0% | 0 0% | | |
| | 17 | | 1 - 0 | 1 - 1 | | 3 | 2 67% | | 1 50% | 1 100% |
| | 28 | 6 - 0 | 3 - 0 | 3 - 4 | | 16 | 12 75% | 1 100% | 9 82% | 2 50% |
| | 33 | 1 - 1 | | | | 2 | 1 50% | | | 1 50% |
| | 39 | 1 - 1 | | | | 2 | 1 50% | | 0 0% | 1 100% |
| | Tot. | 13 | 10 | 21 | 1 | 45 | 31 69% | 5 71% | 16 70% | 10 67% |
| | wins GER | 3 23% | 0 0% | 11 52% | 0 0% | 14 31% | | | | |
| | Dz | 1 25% | 0 0% | 4 40% | | 5 33% | | | | |
| | Nz | 1 13% | 0 0% | 6 75% | | 7 30% | | | | |
| | Az | 1 100% | 0 0% | 1 33% | 0 0% | 2 29% | | | | |

Legend:

| | | | | | | | |
|-------------|---------------|-----------|----------------|-------------|------------------------|-----------|----------------|
| Att. | Attacking | Az | Attacking zone | Def. | Defending | Dz | Defending zone |
| No. | Jersey number | Nz | Neutral zone | Tot. | Total face-offs played | | |



Line-Ups

Formazioni

REVISED

7 MAR 15:59

USA - ITA

Referee

MYERS Patrick (CAN)

Linespersons

HERMANSEN OSWOLD Marius (NOR), LUNDEN Andreas (SWE)

Goalkeepers

Team: USA

| No. | Name | Gen |
|-----|-----------------|-----|
| 29 | LAMARRE Griffin | M |
| 32 | LEE Jen | M |

Team: ITA

| No. | Name | Gen |
|-----|--------------------|-----|
| 1 | STILLITANO Santino | M |
| 82 | KASSLATTER Julian | M |

Team Line-ups

Team: USA (Blue)

| No. | Pos. | Name | Gen |
|-----|------|------------------|-----|
| 8 | D | WALLACE Jack | M |
| 23 | D | CUNNINGHAM Liam | M |
| 9 | F | DODSON Travis +A | M |
| 37 | F | EUSTACE David | M |
| 88 | F | McKEE Kevin | M |
| 22 | D | GROVE Noah | M |
| 27 | D | PAULS Josh +C | M |
| 7 | F | BEASLEY Kayden | M |
| 10 | F | BOLTON Brett | M |
| 16 | F | FARMER Declan +A | M |
| 4 | F | ROYBAL Brody | M |
| 18 | F | NICHOLS Evan | M |
| 19 | F | JONES Malik | M |

Head Coach: HOFF David

NOT DRESSED:

| | | | |
|----|---|------------------|---|
| 11 | D | UTHKE Landon | M |
| 24 | F | MISIEWICZ Joshua | M |

Team: ITA (White)

| No. | Pos. | Name | Gen |
|-----|------|------------------------|-----|
| 2 | D | ENDERLE Alex | M |
| 15 | D | LANDEROS Nikko | M |
| 3 | F | ROSA Gianluigi +C | M |
| 11 | F | LARCH Nils | M |
| 62 | F | DEPAOLI Christoph +A | M |
| 18 | D | MACRI Andrea +A | M |
| 26 | D | ANTOCHI Eusebiu | M |
| 9 | F | KALEGARIS Sandro | M |
| 10 | F | KAFMANN Stephan | M |
| 27 | F | ANDREONI Alessandro | M |
| 4 | F | REMOTTI MARNINI Matteo | M |
| 8 | F | RADICE Roberto | M |
| 25 | F | TORELLA Francesco | M |

Head Coach: BIANCHI Mirko

NOT DRESSED:

| | | | |
|----|---|---------------------|---|
| 6 | D | CAVALIERE Gian Luca | M |
| 74 | D | ARAUDO Gabriele | M |

Legend:

| | | | | | | | |
|------------|-------------------|-----------|---------|------------|---------------|-------------|----------|
| +A | Alternate Captain | +C | Captain | D | Defender | F | Forward |
| Gen | Gender | M | Male | No. | Jersey number | Pos. | Position |

REVISED

Revised to change position of Team ITA player #3 ROSA Gianluigi to F.



Graphical Line-ups

Schema grafico formazioni

USA - ITA

Referee

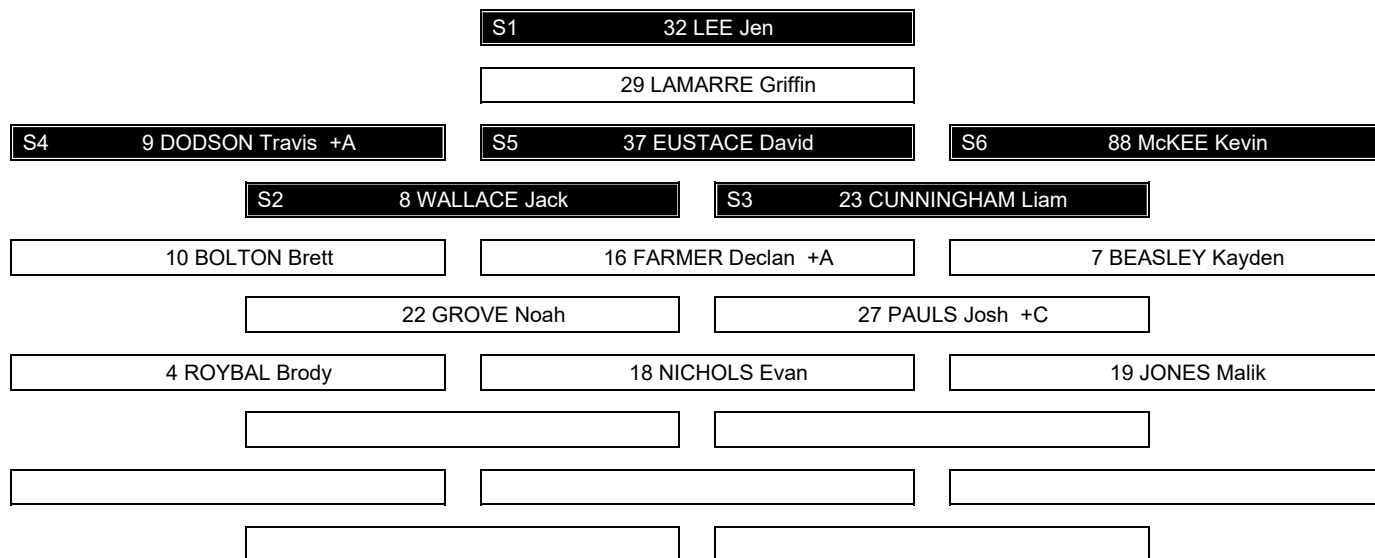
MYERS Patrick (CAN)

Linespersons

HERMANSEN OSWOLD Marius (NOR), LUNDEN Andreas (SWE)

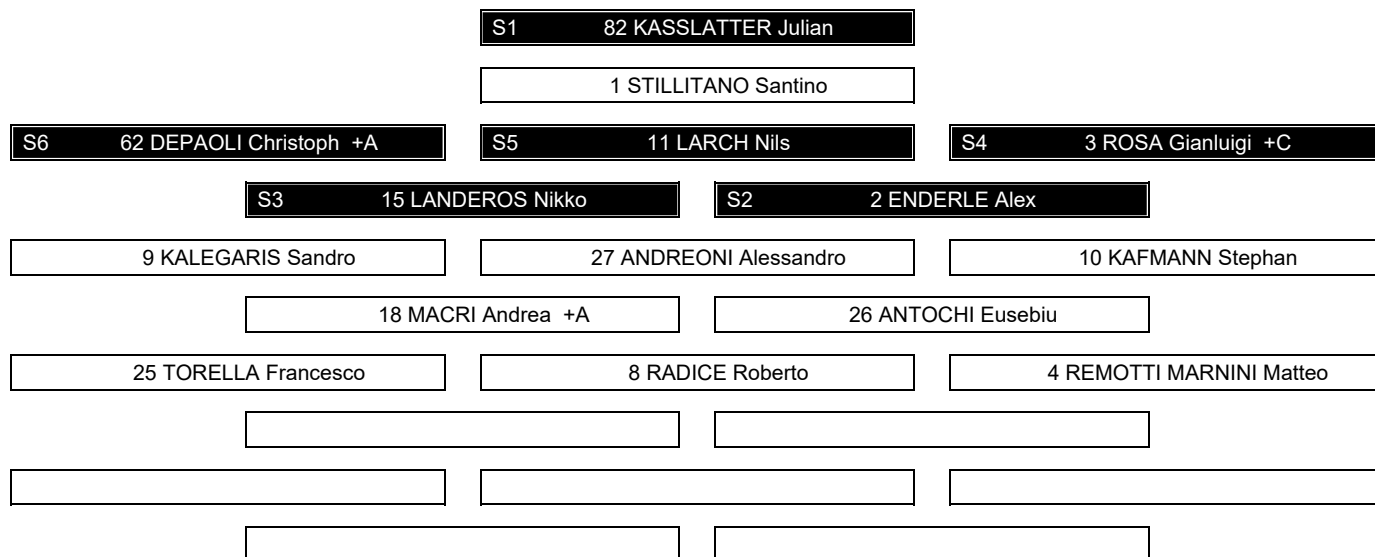
Team: USA - United States of America (Blue)

Head Coach: HOFF David



Team: ITA - Italy (White)

Head Coach: BIANCHI Mirko



Legend:

+A Alternate Captain

+C Captain

Sn Starting position



Game Summary

Tabella riassuntiva partita

USA - ITA 14 - 1 (3 - 1, 7 - 0, 4 - 0)

| Spectators | Referee | Linespersons |
|------------|---------------------|------------------------------------------------------|
| 8992 | MYERS Patrick (CAN) | HERMANSEN OSWOLD Marius (NOR) , LUNDEN Andreas (SWE) |

Team Statistics

| Period | Score | SVS | SOG | PIM | TPP | PPG | SHG |
|--------------|---------------|---------------|---------------|--------------|--------------------|--------------|--------------|
| 1 | 3 : 1 | 1 : 11 | 14 : 2 | 2 : 2 | 2:00 : 2:00 | 0 : 0 | 0 : 0 |
| 2 | 7 : 0 | 0 : 12 | 19 : 0 | 0 : 2 | 0:49 : 0:00 | 0 : 0 | 0 : 0 |
| 3 | 4 : 0 | 0 : 16 | 20 : 0 | 0 : 0 | 1:11 : 0:00 | 0 : 0 | 0 : 0 |
| Total | 14 : 1 | 1 : 39 | 53 : 2 | 2 : 4 | 4:00 : 2:00 | 0 : 0 | 0 : 0 |

1st Period

| Action | Time | ET/Res | Team | Type | No. | Name | (G) | Name of Assistant(s) / Action Description |
|-------------|--------------|--------------|------------|-----------|-----------|------------------|-----|---------------------------------------------------------------------------------|
| GK | 00:00 | | USA | | 32 | LEE J | | - Goalkeeper in |
| GK | 00:00 | | ITA | | 82 | KASSLATTER J | | - Goalkeeper in |
| Goal | 00:25 | 0 : 1 | ITA | EQ | 62 | DEPAOLI C | (1) | 3 ROSA G On Ice USA 32 8 9 23 37 88 ITA 82 2 3 11 15 62 |
| Penalty | 01:24 | 03:24 | ITA | 2 min. | 11 | LARCH N | | - Tripping |
| Goal | 03:46 | 1 : 1 | USA | EQ | 37 | EUSTACE D | (1) | 9 DODSON T On Ice USA 32 9 22 23 37 88 ITA 82 3 11 18 26 62 |
| Penalty | 05:27 | 07:27 | USA | 2 min. | 10 | BOLTON B | | - Holding |
| Penalty | 07:48 | | USA | PS | 27 | PAULS J | | - Holding |
| PS miss | 07:48 | | ITA | PS | 15 | LANDEROS N | | |
| Goal | 09:00 | 2 : 1 | USA | EQ | 10 | BOLTON B | (1) | 16 FARMER D 27 PAULS J On Ice USA 32 7 10 16 22 27 ITA 82 2 9 10 15 27 |
| Goal | 11:18 | 3 : 1 | USA | EQ | 16 | FARMER D | (1) | 22 GROVE N 7 BEASLEY K On Ice USA 32 7 10 16 22 27 ITA 82 2 4 8 15 25 |

2nd Period

| Action | Time | ET/Res | Team | Type | No. | Name | (G) | Name of Assistant(s) / Action Description |
|-------------|--------------|---------------|------------|-----------|-----------|------------------|-----|----------------------------------------------------------------------------------|
| Goal | 16:39 | 4 : 1 | USA | EQ | 10 | BOLTON B | (2) | 27 PAULS J 22 GROVE N On Ice USA 32 7 10 16 22 27 ITA 82 2 3 11 15 62 |
| Goal | 17:54 | 5 : 1 | USA | EQ | 88 | McKEE K | (1) | 4 ROYBAL B 8 WALLACE J On Ice USA 32 4 8 22 37 88 ITA 82 9 10 18 26 27 |
| Goal | 18:29 | 6 : 1 | USA | EQ | 16 | FARMER D | (2) | 27 PAULS J On Ice USA 32 7 10 16 22 27 ITA 82 2 3 11 15 62 |
| Goal | 18:57 | 7 : 1 | USA | EQ | 7 | BEASLEY K | (1) | 16 FARMER D On Ice USA 32 7 8 10 16 23 ITA 82 2 9 10 15 27 |
| GK | 18:57 | | ITA | | 1 | STILLITANO S | | - Goalkeeper in 82 KASSLATTER J - Goalkeeper out |
| Goal | 20:18 | 8 : 1 | USA | EQ | 22 | GROVE N | (1) | 18 NICHOLS E 4 ROYBAL B On Ice USA 32 4 18 19 22 27 ITA 1 3 11 18 26 62 |
| Goal | 22:25 | 9 : 1 | USA | EQ | 16 | FARMER D | (3) | 37 EUSTACE D On Ice USA 32 10 16 22 37 ITA 1 2 4 9 15 25 |
| Goal | 23:16 | 10 : 1 | USA | EQ | 16 | FARMER D | (4) | 27 PAULS J On Ice USA 32 7 10 16 22 27 ITA 1 4 8 18 25 26 |
| Penalty | 29:11 | 31:11 | ITA | 2 min. | 26 | ANTOCHI E | | - Tripping |

3rd Period

| Action | Time | ET/Res | Team | Type | No. | Name | (G) | Name of Assistant(s) / Action Description |
|-------------|--------------|---------------|------------|-----------|-----------|------------------|-----|----------------------------------------------------------------------------------|
| Goal | 33:40 | 11 : 1 | USA | EQ | 19 | JONES M | (1) | 22 GROVE N 4 ROYBAL B On Ice USA 32 4 16 19 22 27 ITA 1 2 9 10 15 27 |
| Goal | 34:12 | 12 : 1 | USA | EQ | 18 | NICHOLS E | (1) | 4 ROYBAL B On Ice USA 32 4 18 19 22 27 ITA 1 3 11 18 26 62 |
| Goal | 35:44 | 13 : 1 | USA | EQ | 8 | WALLACE J | (1) | 9 DODSON T 23 CUNNINGHAM L On Ice USA 32 7 8 9 16 23 ITA 1 2 4 15 25 62 |
| Goal | 42:46 | 14 : 1 | USA | EQ | 37 | EUSTACE D | (2) | 22 GROVE N 9 DODSON T On Ice USA 32 9 16 22 37 88 ITA 1 2 4 11 15 62 |
| GK | 45:00 | | USA | | | | | 32 LEE J - Goalkeeper out |



| Action | Time | ET/Res | Team | Type | No. | Name | (G) | Name of Assistant(s) / Action Description |
|--------|-------|--------|------|------|-----|------|-----|-------------------------------------------|
| GK | 45:00 | | ITA | | | | | 1 STILLITANO S - Goalkeeper out |

Goalkeeper Records

Team : USA - United States of America

Team : ITA - Italy

| No. | Name | SOG | SVS | MIP |
|-----|-----------------|-----|-----|-------|
| 32 | LEE Jen | 2 | 1 | 45:00 |
| 29 | LAMARRE Griffin | | | |

| No. | Name | SOG | SVS | MIP |
|-----|--------------------|-----|-----|-------|
| 1 | STILLITANO Santino | 31 | 24 | 26:03 |
| 82 | KASSLATTER Julian | 22 | 15 | 18:57 |

Game Statistics

Team : USA (Blue)

Head Coach : HOFF David

| No. | Pos. | Name | Gen | G | A | P | PIM | FO+ | FO- | FO+/- | FO% | Shots on Goal | | | | | +/- | Time on Ice | | | | | |
|--------------|------|------------------|-----|---|-----------|-----------|-----------|----------|-----------|-----------|-----------|---------------|-----------|-----------|-----------|-----------|------|-------------|------|-------|-----|------|-----|
| | | | | | | | | | | | | 1 | 2 | 3 | OTTS | 1 | | 2 | 3 | OT | TOT | SHF | AVG |
| 8 | D | WALLACE Jack | M | 1 | 1 | 2 | 0 | 0 | 0 | 0 | 0.00 | 1 | 0 | 4 | 5 | +2 | 7:29 | 9:23 | 7:37 | 24:29 | 20 | 1:13 | |
| 9 | F | DODSON Travis +A | M | 0 | 3 | 3 | 0 | 1 | 3 | -2 | 25.00 | 0 | 0 | 2 | 2 | +2 | 3:18 | 4:50 | 6:27 | 14:35 | 15 | 0:58 | |
| 23 | D | CUNNINGHAM Liam | M | 0 | 1 | 1 | 0 | 0 | 0 | 0 | 0.00 | 2 | 0 | 1 | 3 | +2 | 5:11 | 8:14 | 5:53 | 19:18 | 21 | 0:55 | |
| 37 | F | EUSTACE David | M | 2 | 1 | 3 | 0 | 4 | 6 | -2 | 40.00 | 2 | 1 | 2 | 5 | +3 | 3:05 | 4:54 | 6:21 | 14:20 | 15 | 0:57 | |
| 88 | F | McKEE Kevin | M | 1 | 0 | 1 | 0 | 1 | 1 | 0 | 50.00 | 0 | 2 | 0 | 2 | +2 | 2:26 | 5:26 | 5:13 | 13:05 | 13 | 1:00 | |
| 7 | F | BEASLEY Kayden | M | 1 | 1 | 2 | 0 | 0 | 0 | 0 | 0.00 | 1 | 2 | 4 | 7 | +7 | 4:53 | 3:55 | 5:14 | 14:02 | 14 | 1:00 | |
| 10 | F | BOLTON Brett | M | 2 | 0 | 2 | 2 | 0 | 0 | 0 | 0.00 | 4 | 6 | 0 | 10 | +7 | 5:14 | 4:10 | 5:00 | 14:24 | 14 | 1:01 | |
| 16 | F | FARMER Declan +A | M | 4 | 2 | 6 | 0 | 7 | 9 | -2 | 43.75 | 2 | 4 | 3 | 9 | +10 | 7:07 | 4:27 | 6:12 | 17:46 | 14 | 1:16 | |
| 22 | D | GROVE Noah | M | 1 | 5 | 6 | 0 | 0 | 0 | 0 | 0.00 | 0 | 4 | 1 | 5 | +12 | 7:39 | 7:12 | 8:30 | 23:21 | 19 | 1:13 | |
| 27 | D | PAULS Josh +C | M | 0 | 4 | 4 | 0 | 0 | 0 | 0 | 0.00 | 1 | 0 | 0 | 1 | +9 | 9:37 | 5:11 | 6:18 | 21:06 | 17 | 1:14 | |
| 4 | F | ROYBAL Brody | M | 0 | 4 | 4 | 0 | 0 | 0 | 0 | 0.00 | 1 | 0 | 1 | 2 | +4 | 5:31 | 5:48 | 4:55 | 16:14 | 12 | 1:21 | |
| 18 | F | NICHOLS Evan | M | 1 | 1 | 2 | 0 | 9 | 5 | 4 | 64.29 | 0 | 0 | 1 | 1 | +2 | 6:49 | 5:25 | 3:18 | 15:32 | 11 | 1:24 | |
| 19 | F | JONES Malik | M | 1 | 0 | 1 | 0 | 0 | 0 | 0 | 0.00 | 0 | 0 | 1 | 1 | +3 | 4:41 | 6:05 | 4:02 | 14:48 | 10 | 1:28 | |
| 29 | GK | LAMARRE Griffin | M | 0 | 0 | 0 | 0 | | | | | 0 | 0 | 0 | 0 | | | | | | | | |
| 32 | GK | LEE Jen | M | 0 | 0 | 0 | 0 | | | | | 0 | 0 | 0 | 0 | | | | | | | | |
| Total | | | | | 14 | 23 | 37 | 2 | 22 | 24 | -2 | 47.83 | 14 | 19 | 20 | 53 | | | | | | | |

Team : ITA (White)

Head Coach : BIANCHI Mirko

| No. | Pos. | Name | Gen | G | A | P | PIM | FO+ | FO- | FO+/- | FO% | Shots on Goal | | | | | +/- | Time on Ice | | | | | |
|--------------|------|------------------------|-----|---|----------|----------|----------|----------|-----------|-----------|----------|---------------|----------|----------|----------|----------|-------|-------------|-------|-------|-----|------|-----|
| | | | | | | | | | | | | 1 | 2 | 3 | OTTS | 1 | | 2 | 3 | OT | TOT | SHF | AVG |
| 2 | D | ENDERLE Alex | M | 0 | 0 | 0 | 0 | 0 | 0 | 0 | 0.00 | 0 | 0 | 0 | 0 | -8 | 7:01 | 8:44 | 5:40 | 21:25 | 14 | 1:31 | |
| 3 | F | ROSA Gianluigi +C | M | 0 | 1 | 1 | 0 | 1 | 0 | 1 | 100.00 | 0 | 0 | 0 | 0 | -4 | 6:49 | 8:12 | 4:22 | 19:23 | 11 | 1:45 | |
| 11 | F | LARCHER Nils | M | 0 | 0 | 0 | 2 | 14 | 10 | 4 | 58.33 | 0 | 0 | 0 | 0 | -5 | 7:17 | 8:12 | 8:06 | 23:35 | 14 | 1:41 | |
| 15 | D | LANDEROS Nikko | M | 0 | 0 | 0 | 0 | 1 | 3 | -2 | 25.00 | 1 | 0 | 0 | 1 | -8 | 12:08 | 9:33 | 10:17 | 31:58 | 14 | 2:17 | |
| 62 | F | DEPAOLI Christoph +A | M | 1 | 0 | 1 | 0 | 0 | 0 | 0 | 0.00 | 1 | 0 | 0 | 1 | -6 | 7:19 | 8:12 | 8:30 | 24:01 | 14 | 1:42 | |
| 9 | F | KALEGARIS Sandro | M | 0 | 0 | 0 | 0 | 0 | 0 | 0 | 0.00 | 0 | 0 | 0 | 0 | -5 | 4:50 | 5:52 | 5:59 | 16:41 | 12 | 1:23 | |
| 10 | F | KAFMANN Stephan | M | 0 | 0 | 0 | 0 | 0 | 0 | 0 | 0.00 | 0 | 0 | 0 | 0 | -4 | 9:02 | 5:57 | 4:08 | 19:07 | 12 | 1:35 | |
| 18 | D | MACRI Andrea +A | M | 0 | 0 | 0 | 0 | 0 | 0 | 0 | 0.00 | 0 | 0 | 0 | 0 | -5 | 7:00 | 6:16 | 5:30 | 18:46 | 15 | 1:15 | |
| 26 | D | ANTOCHI Eusebiu | M | 0 | 0 | 0 | 2 | 0 | 0 | 0 | 0.00 | 0 | 0 | 0 | 0 | -5 | 3:51 | 5:27 | 7:21 | 16:39 | 12 | 1:23 | |
| 27 | F | ANDREONI Alessandro | M | 0 | 0 | 0 | 0 | 6 | 7 | -1 | 46.15 | 0 | 0 | 0 | 0 | -4 | 5:03 | 4:55 | 5:24 | 15:22 | 12 | 1:16 | |
| 4 | F | REMOTTI MARNINI Matteo | M | 0 | 0 | 0 | 0 | 0 | 0 | 0 | 0.00 | 0 | 0 | 0 | 0 | -5 | 0:49 | 0:56 | 3:42 | 5:27 | 5 | 1:05 | |
| 8 | F | RADICE Roberto | M | 0 | 0 | 0 | 0 | 2 | 2 | 0 | 50.00 | 0 | 0 | 0 | 0 | -2 | 1:01 | 0:51 | 2:03 | 3:55 | 5 | 0:47 | |
| 25 | F | TORELLA Francesco | M | 0 | 0 | 0 | 0 | 0 | 0 | 0 | 0.00 | 0 | 0 | 0 | 0 | -4 | 0:49 | 1:05 | 2:46 | 4:40 | 4 | 1:10 | |
| 1 | GK | STILLITANO Santino | M | 0 | 0 | 0 | 0 | | | | | 0 | 0 | 0 | 0 | | | | | | | | |
| 82 | GK | KASSLATTER Julian | M | 0 | 0 | 0 | 0 | | | | | 0 | 0 | 0 | 0 | | | | | | | | |
| Total | | | | | 1 | 1 | 2 | 4 | 24 | 22 | 2 | 52.17 | 2 | 0 | 0 | 2 | | | | | | | |

Group A

| R | Team | GP | W | OTW | OTL | L | GDF | GF : GA | PTS |
|---|------|----|---|-----|-----|---|-----|---------|-----|
| 1 | USA | 1 | 1 | 0 | 0 | 0 | +13 | 14 : 1 | 3 |
| 2 | CHN | 1 | 1 | 0 | 0 | 0 | +12 | 12 : 0 | 3 |
| 3 | GER | 1 | 0 | 0 | 0 | 1 | -12 | 0 : 12 | 0 |
| 4 | ITA | 1 | 0 | 0 | 0 | 1 | -13 | 1 : 14 | 0 |

| | CHN | GER | ITA | USA |
|-----|------------------|------------------|------------------|------------------|
| CHN | | 12:0 | MON 09 MAR 10:05 | TUE 10 MAR 13:35 |
| GER | 0:12 | | TUE 10 MAR 10:05 | MON 09 MAR 17:05 |
| ITA | MON 09 MAR 10:05 | TUE 10 MAR 10:05 | | 1:14 |
| USA | TUE 10 MAR 13:35 | MON 09 MAR 17:05 | 14:1 | |



| Legend: | | | |
|---------------|---------------------------------|--------------|-----------------------------|
| (G) | Goals in tournament | +/- | Plus/minus net |
| A | Assists | AVG | Average time on ice / shift |
| ET/Res | Penalty end time/Result of game | F | Forward |
| FO- | Face-offs lost | FO+/- | Face-offs net |
| GDF | Goal difference | Gen | Gender |
| GP | Games played | L | Losses |
| No. | Jersey number | OT | Overtime |
| P | Points | PIM | Penalties in minutes |
| PS | Penalty shot | PTS | Points |
| SHG | Shorthanded goals | SOG | Shots on goal |
| TTP | Time on power play | TS | Total shots |
| | | +A | Alternate Captain |
| | | D | Defender |
| | | FO% | % Face-offs won |
| | | G | Goals |
| | | GF | Goals for |
| | | M | Male |
| | | OTL | Overtime losses |
| | | Pos. | Position |
| | | R | Rank |
| | | SVS | Saves |
| | | W | Wins |
| | | +C | Captain |
| | | EQ | Equal strength |
| | | FO+ | Face-offs won |
| | | GA | Goals against |
| | | GK | Goalkeeper |
| | | MIP | Minutes in play (GK) |
| | | OTW | Overtime wins |
| | | PPG | Power play goals |
| | | SHF | Number of shifts |
| | | TOT | Total |



Shot Chart
Tabella azioni di tiro

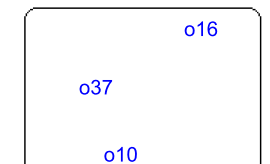
USA - ITA



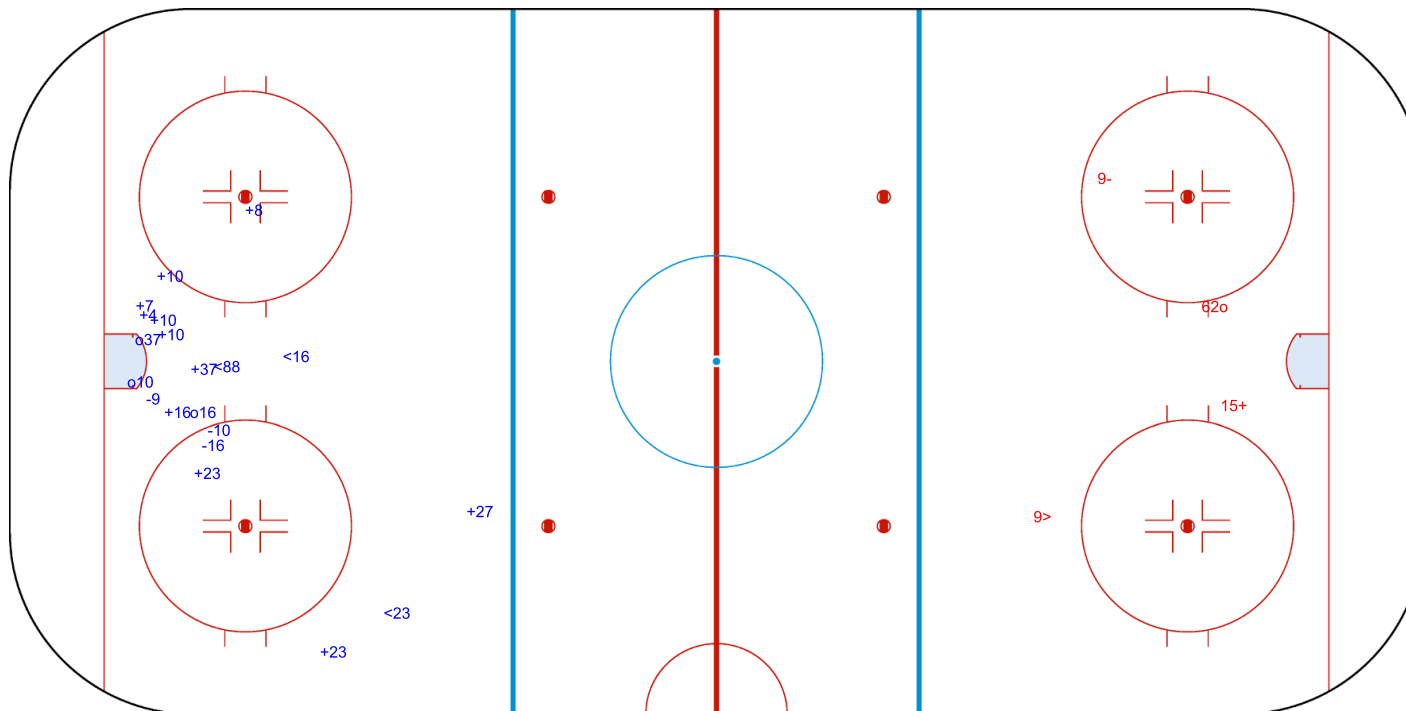
1st Period




Shots by USA
Goal (o): 3
Block (<): 3
Save (+): 11
Miss (-): 3



GK 82 of ITA



Shots by ITA
Goal (o): 1
Block (>): 1
Save (+): 1
Miss (-): 1



GK 32 of USA

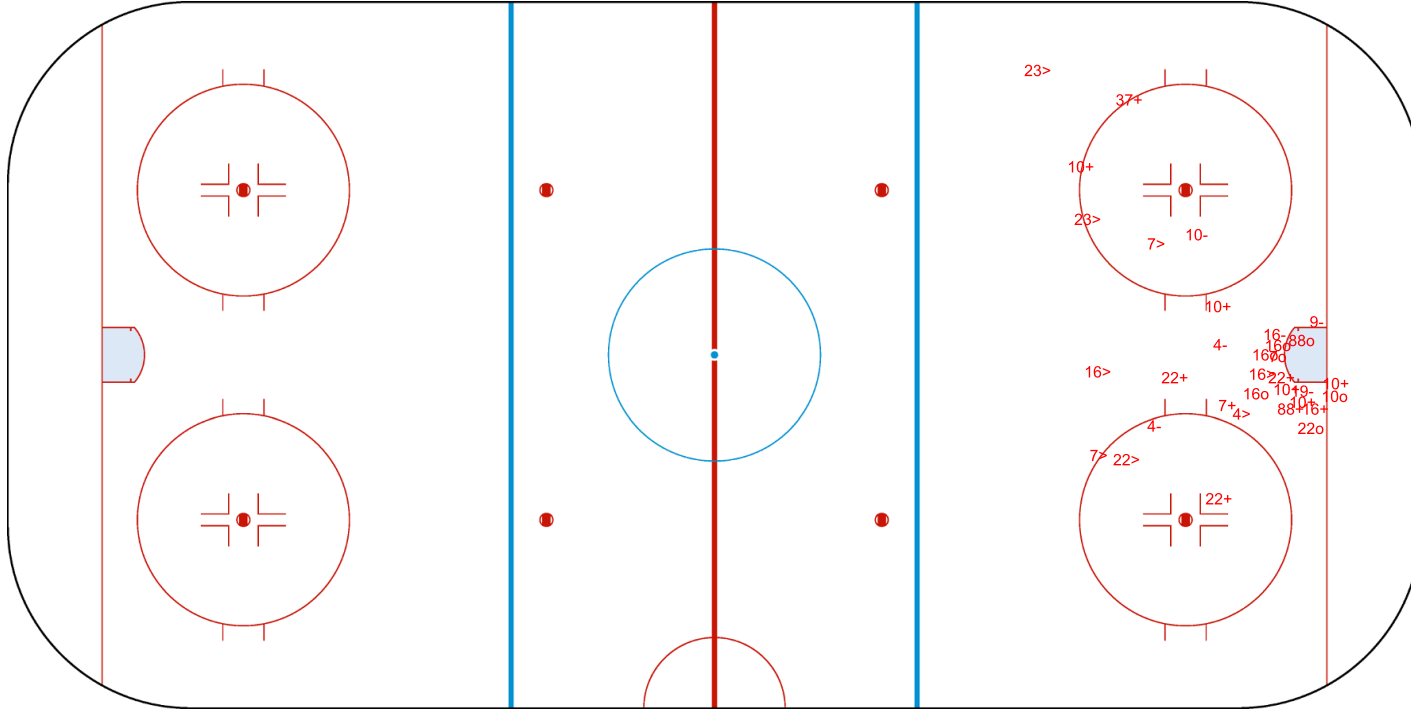


Shots by ITA
Goal (o): 0
Block (<): 0
Save (+): 0
Miss (-): 0

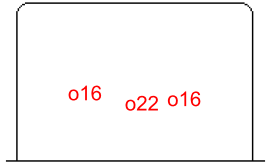


GK 32 of USA

USA → 2nd Period ← ITA



Shots by USA
Goal (o): 7
Block (>): 8
Save (+): 12
Miss (-): 6



GK 1 of ITA



GK 82 of ITA



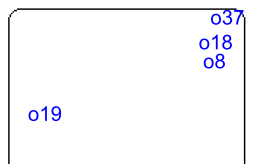
Shots by USA

Goal (o): 4

Save (+): 16

Block (<): 4

Miss (-): 3



GK 1 of ITA



3rd Period




Shots by ITA

Goal (o): 0

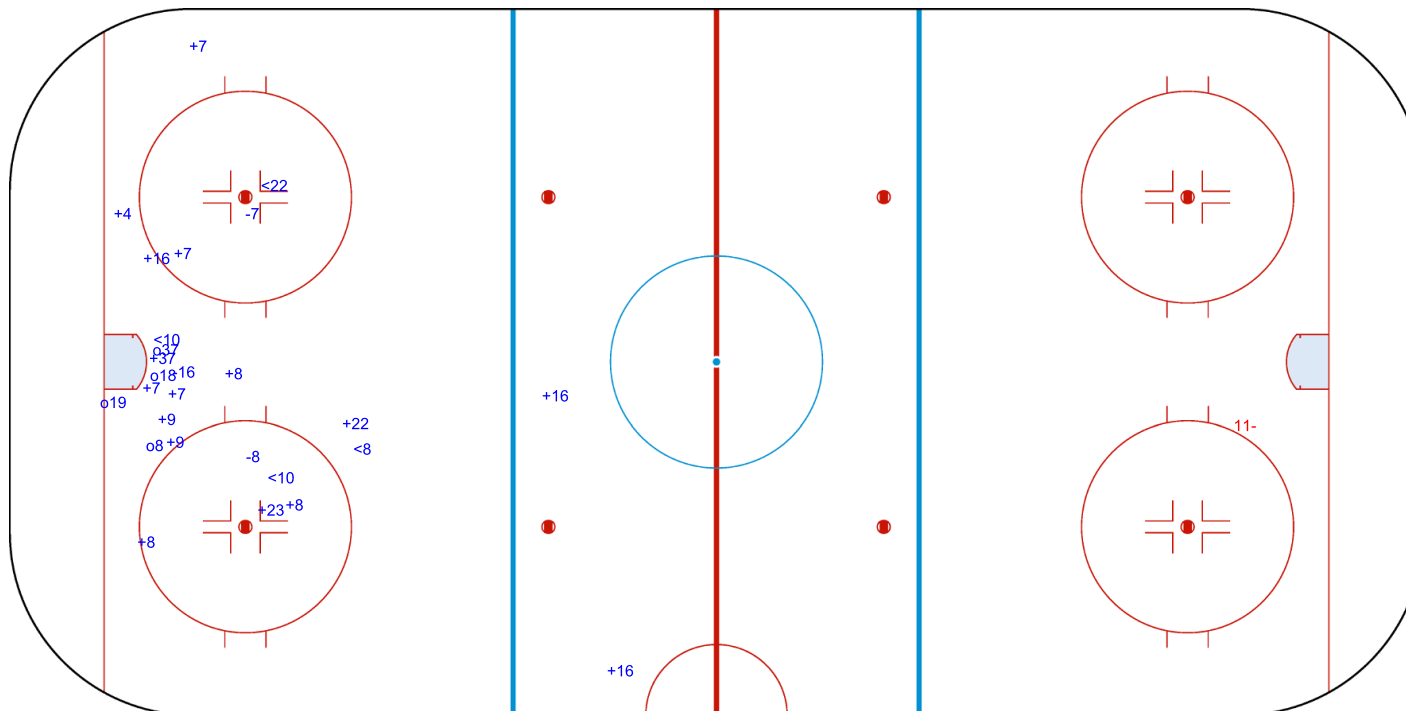
Save (+): 0

Block (>): 0

Miss (-): 1



GK 32 of USA



Legend:

GK

Goalkeeper



Face-off Chart

Tabella ingaggi

USA - ITA

1st PERIOD

| | USA | | ITA | | USA | | ITA | | |
|---------------------|-----------|-----------|--------------|---------|-----------|-----------|-----|--|-------------------------|
| | Def. zone | Att. zone | Neutral zone | | Att. zone | Def. zone | | | |
| | - 18 | + 11 | - 9 | + 11 | + 16 | - 8 | | | Total wins all zones |
| | - 16 | + 27 | + 9 | - 11 | + 18 | - 11 | | | |
| | | | - 9 | + 27 | + 18 | - 11 | | | |
| | | | - 9 | + 27 | - 16 | + 8 | | | |
| | | | - 16 | + 11 | | | | | |
| | | | - 18 | + 27 | | | | | |
| | | | - 16 | + 11 | | | | | |
| Total wins / period | 0 / 0% | 2 / 100% | 1 / 14% | 6 / 86% | 3 / 75% | 1 / 25% | | | USA ITA |
| | | | | | | | | | 4 / 31% 9 / 69% |

2nd PERIOD

| | USA | | ITA | | USA | | ITA | | | |
|---------------------|-----------|-----------|--------------|---------|-----------|-----------|-----|--|-------------------------|------------------|
| | Def. zone | Att. zone | Neutral zone | | Att. zone | Def. zone | | | | |
| | + 88 | - 27 | - 37 | + 11 | - 16 | + 11 | | | Total wins all zones | |
| | | | + 18 | - 27 | + 18 | - 11 | | | | |
| | | | + 37 | - 11 | - 18 | + 11 | | | | |
| | | | + 18 | - 11 | - 16 | + 27 | | | | |
| | | | + 37 | - 27 | - 16 | + 11 | | | | |
| | | | - 16 | + 8 | - 37 | + 3 | | | | |
| | | | + 18 | - 11 | + 16 | - 15 | | | | |
| | | | + 18 | - 11 | + 16 | - 15 | | | | |
| Total wins / period | 1 / 100% | 0 / 0% | 6 / 75% | 2 / 25% | 3 / 38% | 5 / 62% | | | | USA ITA |
| | | | | | | | | | | 10 / 59% 7 / 41% |

3rd PERIOD

| | USA | | ITA | | USA | | ITA | | |
|---------------------|-----------|-----------|--------------|---------|-----------|-----------|-----|--|-------------------------|
| | Def. zone | Att. zone | Neutral zone | | Att. zone | Def. zone | | | |
| | | | - 88 | + 11 | - 37 | + 11 | | | Total wins all zones |
| | | | - 18 | + 11 | + 16 | - 27 | | | |
| | | | - 37 | + 11 | + 16 | - 11 | | | |
| | | | + 16 | - 8 | + 16 | - 27 | | | |
| | | | - 37 | + 27 | + 18 | - 27 | | | |
| | | | | | - 18 | + 11 | | | |
| | | | | | + 37 | - 11 | | | |
| | | | | | - 37 | + 11 | | | |
| | | | | | - 16 | + 15 | | | |
| | | | | | + 18 | - 15 | | | |
| | | | | | + 37 | - 27 | | | |
| Total wins / period | | | 1 / 20% | 4 / 80% | 7 / 64% | 4 / 36% | | | |
| | | | | | | | | | 8 / 50% 8 / 50% |



TOTAL

| Total wins / game | USA | ITA | USA | ITA | USA | ITA | Total wins all zones | |
|-------------------|-----------|-----------|--------------|----------|-----------|-----------|----------------------|----------|
| | Def. zone | Att. zone | Neutral zone | | Att. zone | Def. zone | USA | ITA |
| | 1 / 33% | 2 / 67% | 8 / 40% | 12 / 60% | 13 / 57% | 10 / 43% | 22 / 48% | 24 / 52% |

HEAD TO HEAD

| No. | ITA | | | | | Tot. | wins USA | Dz | Nz | Az |
|-----------------|-----------|----------|-----------|----------|----------|-----------|-----------|-----------|----------|-----------|
| | 3 | 8 | 11 | 15 | 27 | | | | | |
| 9 | | | 1 - 1 | | 0 - 2 | 4 | 1 25% | | 1 25% | |
| 16 | | 2 - 2 | 1 - 4 | 2 - 1 | 2 - 2 | 16 | 7 44% | 0 0% | 1 25% | 6 55% |
| 18 | | | 6 - 4 | 1 - 0 | 2 - 1 | 14 | 9 64% | 0 0% | 4 67% | 5 71% |
| 37 | 0 - 1 | | 2 - 4 | | 2 - 1 | 10 | 4 40% | | 2 40% | 2 40% |
| 88 | | | 0 - 1 | | 1 - 0 | 2 | 1 50% | 1 100% | 0 0% | |
| Tot. | 1 | 4 | 24 | 4 | 13 | 46 | 22 48% | 1 33% | 8 40% | 13 57% |
| wins ITA | 1 100% | 2 50% | 14 58% | 1 25% | 6 46% | 24 52% | | | | |
| Dz | 1 100% | 1 50% | 6 55% | 1 25% | 1 20% | 10 43% | | | | |
| Nz | | 1 50% | 7 58% | | 4 67% | 12 60% | | | | |
| Az | | | 1 100% | | 1 50% | 2 67% | | | | |

| | | | | |
|--------------------------|------------------------|------------------------------------|-----------------------|--------------------------|
| Legend: | Att. Attacking | Az Attacking zone | Def. Defending | Dz Defending zone |
| No. Jersey number | Nz Neutral zone | Tot. Total face-offs played | | |



Line-Ups

Formazioni

REVISED

7 MAR 20:08

CAN - SVK

Referee

WEBINGER Kevin (CAN)

Linespersons

BLAZEK Pavel (CZE), RUNDSTROM Tony (SWE)

Goalkeepers

Team: CAN

| No. | Name | Gen |
|-----|----------------|-----|
| 30 | WATSON Corbin | M |
| 54 | KINGSMILL Adam | M |

Team Line-ups

Team: CAN (Red)

| No. | Pos. | Name | Gen |
|-----|------|----------------------|-----|
| 17 | D | BURNETT Shawn | M |
| 92 | D | HALBERT Auren | M |
| 8 | F | McGREGOR Tyler +C | M |
| 23 | F | HICKEY Liam | M |
| 26 | F | JACOBS-WEBB Anton | M |
| 5 | D | HENRY Tyrone | M |
| 61 | D | ARMSTRONG Rob | M |
| 4 | F | DUNN James +A | M |
| 13 | F | BOILY Vincent | M |
| 19 | F | COZZOLINO Dominic +A | M |
| 7 | F | LAVIN Zach | M |
| 11 | F | DIXON Adam | M |
| 12 | F | WESTLAKE Greg | M |

Head Coach: RYBALKA Boris

NOT DRESSED:

| | | | |
|----|---|------------------|---|
| 29 | F | KOVACEVICH Micah | M |
| 98 | D | LELIEVRE Mathieu | M |

Team: SVK

| No. | Name | Gen |
|-----|-------------------|-----|
| 18 | LEPACEK Eduard | M |
| 21 | PASTUCHA Miroslav | M |

Team: SVK (White)

| No. | Pos. | Name | Gen |
|-----|------|-------------------|-----|
| 33 | D | HLINKA Michal +A | M |
| 66 | D | FERENCIK Slavomir | M |
| 11 | F | LIGDA Marian +A | M |
| 25 | F | JOPPA Martin +C | M |
| 98 | F | KORMAN David | M |
| 7 | F | STASAK Miroslav | M |
| 15 | F | GARBIAR Jozef | M |
| 44 | F | TURIC Robert | M |
| 45 | F | VECEREK Milos | M |

Head Coach: HRICKO Ivan

NOT DRESSED:

| | | | |
|----|---|-------------------|---|
| 4 | D | PUCHEIN Jan | M |
| 5 | F | HOZAKOVA Michaela | F |
| 17 | D | VARGA Richard | M |
| 30 | D | FOJTIK Erik | M |
| 85 | D | KARDOS Miroslav | M |

Legend:

| | | | | | | | |
|------------|-------------------|-----------|---------|------------|---------------|-------------|------------------|
| +A | Alternate Captain | +C | Captain | D | Defender | F | Female / Forward |
| Gen | Gender | M | Male | No. | Jersey number | Pos. | Position |

REVISED

Revised to change Alternate Captain for team SVK to #33 HLINKA Michal.



Graphical Line-ups
Schema grafico formazioni

REVISED
7 MAR 20:09

CAN - SVK

Referee

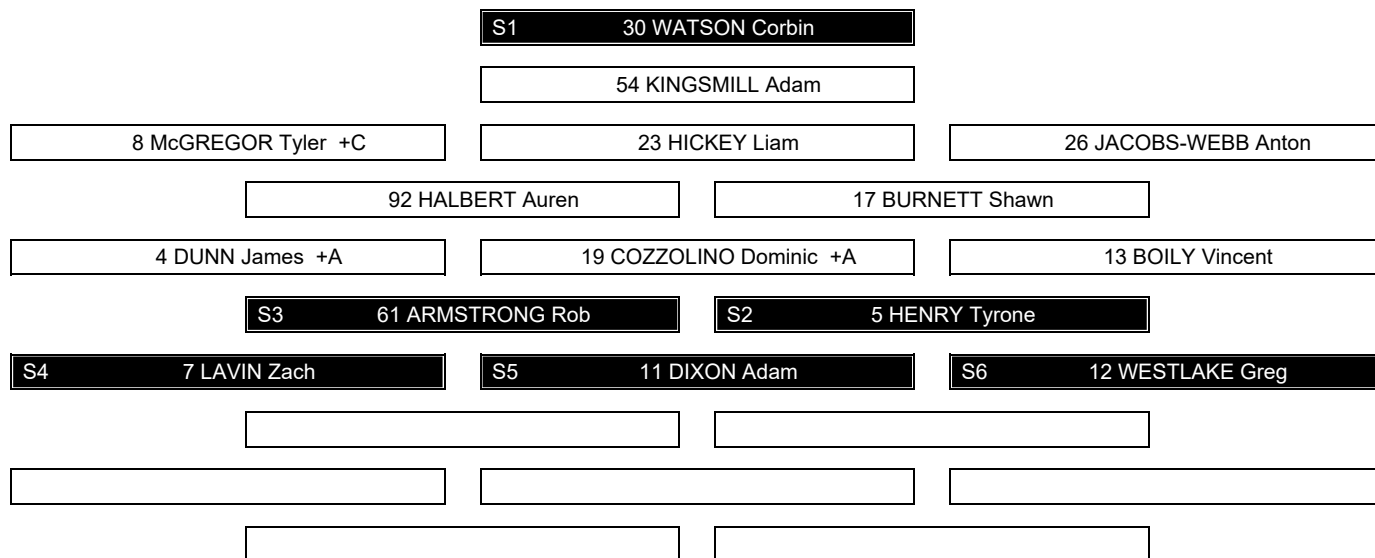
WEBINGER Kevin (CAN)

Linespersons

BLAZEK Pavel (CZE), RUNDSTROM Tony (SWE)


Team: CAN - Canada (Red)

Head Coach: RYBALKA Boris



Team: SVK - Slovakia (White)

Head Coach: HRICKO Ivan



Legend:

+A Alternate Captain **+C** Captain **Sn** Starting position

REVISED

Revised to change Alternate Captain for team SVK to #33 HLINKA Michal.



Game Summary

Tabella riassuntiva partita

CAN - SVK 8 - 0 (4 - 0 , 1 - 0 , 3 - 0)

| Spectators | Referee | Linespersons |
|------------|----------------------|-------------------------------------------|
| 4438 | WEBINGER Kevin (CAN) | BLAZEK Pavel (CZE) , RUNDSTROM Tony (SWE) |

Team Statistics

| Period | Score | SVS | SOG | PIM | TPP | PPG | SHG |
|--------------|--------------|---------------|---------------|--------------|--------------------|--------------|--------------|
| 1 | 4 : 0 | 1 : 13 | 17 : 1 | 2 : 0 | 0:00 : 0:53 | 0 : 0 | 0 : 0 |
| 2 | 1 : 0 | 1 : 17 | 18 : 1 | 0 : 2 | 2:00 : 1:07 | 0 : 0 | 0 : 0 |
| 3 | 3 : 0 | 0 : 13 | 16 : 0 | 0 : 2 | 1:20 : 0:00 | 1 : 0 | 0 : 0 |
| Total | 8 : 0 | 2 : 43 | 51 : 2 | 2 : 4 | 3:20 : 2:00 | 1 : 0 | 0 : 0 |

1st Period

| Action | Time | ET/Res | Team | Type | No. | Name | (G) | Name of Assistant(s) / Action Description |
|---------|-------|--------|------|--------|-----|------------|-----|----------------------------------------------------------------------------------------|
| GK | 00:00 | | CAN | | 30 | WATSON C | | - Goalkeeper in |
| GK | 00:00 | | SVK | | 18 | LEPACEK E | | - Goalkeeper in |
| Goal | 06:46 | 1 : 0 | CAN | EQ | 4 | DUNN J | (1) | 19 COZZOLINO D 13 BOILY V On Ice CAN 30 4 13 17 19 92 SVK 18 25 33 44 66 98 |
| Goal | 09:20 | 2 : 0 | CAN | EQ | 92 | HALBERT A | (1) | On Ice CAN 30 7 11 12 17 92 SVK 18 11 25 33 44 66 |
| Goal | 10:11 | 3 : 0 | CAN | EQ | 8 | McGREGOR T | (1) | 23 HICKEY L 26 JACOBS-WEBB A On Ice CAN 30 5 8 23 26 61 SVK 18 11 25 45 66 98 |
| Goal | 11:42 | 4 : 0 | CAN | EQ | 13 | BOILY V | (1) | 7 LAVIN Z On Ice CAN 30 7 13 17 19 92 SVK 18 15 25 33 44 45 |
| Penalty | 14:07 | 16:07 | CAN | 2 min. | 12 | WESTLAKE G | | - Interference |

2nd Period

| Action | Time | ET/Res | Team | Type | No. | Name | (G) | Name of Assistant(s) / Action Description |
|---------|-------|--------|------|--------|-----|----------|-----|---------------------------------------------------------------------|
| Goal | 20:29 | 5 : 0 | CAN | EQ | 23 | HICKEY L | (1) | 8 McGREGOR T On Ice CAN 30 5 8 23 26 61 SVK 18 11 25 33 44 45 |
| Penalty | 23:29 | 25:29 | SVK | 2 min. | 11 | LIGDA M | | - Holding |

3rd Period

| Action | Time | ET/Res | Team | Type | No. | Name | (G) | Name of Assistant(s) / Action Description |
|---------|-------|--------|------|--------|-----|-------------|-----|-----------------------------------------------------------------------------------|
| Goal | 35:06 | 6 : 0 | CAN | EQ | 4 | DUNN J | (2) | On Ice CAN 30 4 13 17 19 92 SVK 18 11 15 25 66 98 |
| Goal | 38:55 | 7 : 0 | CAN | EQ | 13 | BOILY V | (2) | 61 ARMSTRONG R 4 DUNN J On Ice CAN 30 4 5 13 19 61 SVK 18 25 33 44 66 98 |
| Penalty | 41:11 | 42:31 | SVK | 2 min. | 66 | FERENCIK S | | - Teeing |
| Goal | 42:31 | 8 : 0 | CAN | PP1 | 19 | COZZOLINO D | (1) | 23 HICKEY L On Ice CAN 30 4 8 11 19 23 SVK 18 11 25 45 98 * |
| GK | 45:00 | | CAN | | | | | 30 WATSON C - Goalkeeper out |
| GK | 45:00 | | SVK | | | | | 18 LEPACEK E - Goalkeeper out |

Goalkeeper Records

Team : CAN - Canada

| No. | Name | SOG | SVS | MIP |
|-----|----------------|-----|-----|-------|
| 30 | WATSON Corbin | 2 | 2 | 45:00 |
| 54 | KINGSMILL Adam | | | |

Team : SVK - Slovakia

| No. | Name | SOG | SVS | MIP |
|-----|-------------------|-----|-----|-------|
| 18 | LEPACEK Eduard | 51 | 43 | 45:00 |
| 21 | PASTUCHA Miroslav | | | |

Game Statistics

Team : CAN (Red)

Head Coach : RYBALKA Boris

| No. | Pos. | Name | Gen | G | A | P | PIM | FO+ | FO- | FO+/- | FO% | Shots on Goal | | | | +/- | Time on Ice | | | | | | |
|-----|------|-------------------|-----|---|---|---|-----|-----|-----|-------|-----|---------------|---|---|------|-----|-------------|------|------|------|-------|-----|------|
| | | | | | | | | | | | | 1 | 2 | 3 | OTTS | | 1 | 2 | 3 | OT | TOT | SHF | AVG |
| 8 | F | McGREGOR Tyler | +C | M | 1 | 1 | 2 | 0 | 1 | 0 | 1 | 100.00 | 2 | 0 | 2 | 4 | +2 | 5:31 | 4:28 | 5:26 | 15:25 | 15 | 1:01 |
| 17 | D | BURNETT Shawn | | M | 0 | 0 | 0 | 0 | 0 | 0 | 0 | 0.00 | 0 | 0 | 1 | 1 | +4 | 7:24 | 7:01 | 6:54 | 21:19 | 17 | 1:15 |
| 23 | F | HICKEY Liam | | M | 1 | 2 | 3 | 0 | 0 | 2 | -2 | 0.00 | 1 | 4 | 3 | 8 | +2 | 6:02 | 6:36 | 5:26 | 18:04 | 14 | 1:17 |
| 26 | F | JACOBS-WEBB Anton | | M | 0 | 1 | 1 | 0 | 10 | 4 | 6 | 71.43 | 1 | 0 | 1 | 2 | +2 | 5:44 | 3:50 | 4:06 | 13:40 | 11 | 1:14 |
| 92 | D | HALBERT Auren | | M | 1 | 0 | 1 | 0 | 0 | 0 | 0 | 0.00 | 1 | 2 | 1 | 4 | +4 | 9:04 | 8:34 | 7:41 | 25:19 | 20 | 1:15 |



| Head Coach : RYBALKA Boris | | | | | | | | | | | Shots on Goal | | | | Time on Ice | | | | | | | | | |
|----------------------------|------|----------------------|-----|----------|----------|-----------|----------|-----------|-----------|----------|---------------|-----------|-----------|-----------|-------------|-----|------|------|------|----|-------|-----|------|--|
| No. | Pos. | Name | Gen | G | A | P | PIM | FO+ | FO- | FO+/- | FO% | 1 | 2 | 3 | OTTS | +/- | 1 | 2 | 3 | OT | TOT | SHF | AVG | |
| 4 | F | DUNN James +A | M | 2 | 1 | 3 | 0 | 0 | 0 | 0 | 0.00 | 3 | 5 | 3 | 11 | +3 | 4:08 | 5:08 | 4:53 | | 14:09 | 14 | 1:00 | |
| 5 | D | HENRY Tyrone | M | 0 | 0 | 0 | 0 | 0 | 0 | 0 | 0.00 | 1 | 0 | 0 | 1 | +3 | 6:29 | 6:05 | 6:07 | | 18:41 | 22 | 0:50 | |
| 13 | F | BOILY Vincent | M | 2 | 1 | 3 | 0 | 0 | 0 | 0 | 0.00 | 5 | 1 | 1 | 7 | +4 | 3:31 | 5:34 | 3:57 | | 13:02 | 13 | 1:00 | |
| 19 | F | COZZOLINO Dominic +A | M | 1 | 1 | 2 | 0 | 9 | 5 | 4 | 64.29 | 0 | 2 | 2 | 4 | +4 | 4:30 | 6:51 | 5:28 | | 16:49 | 15 | 1:07 | |
| 61 | D | ARMSTRONG Rob | M | 0 | 1 | 1 | 0 | 0 | 0 | 0 | 0.00 | 0 | 2 | 0 | 2 | +3 | 6:32 | 7:03 | 6:38 | | 20:13 | 21 | 0:57 | |
| 7 | F | LAVIN Zach | M | 0 | 1 | 1 | 0 | 0 | 0 | 0 | 0.00 | 0 | 2 | 0 | 2 | +2 | 5:46 | 2:55 | 5:37 | | 14:18 | 13 | 1:06 | |
| 11 | F | DIXON Adam | M | 0 | 0 | 0 | 0 | 5 | 6 | -1 | 45.45 | 2 | 0 | 2 | 4 | +1 | 4:53 | 3:32 | 7:21 | | 15:46 | 12 | 1:18 | |
| 12 | F | WESTLAKE Greg | M | 0 | 0 | 0 | 2 | 0 | 0 | 0 | 0.00 | 1 | 0 | 0 | 1 | +1 | 4:44 | 5:57 | 5:26 | | 16:07 | 15 | 1:04 | |
| 30 | GK | WATSON Corbin | M | 0 | 0 | 0 | 0 | | | | | 0 | 0 | 0 | 0 | | | | | | | | | |
| 54 | GK | KINGSMILL Adam | M | 0 | 0 | 0 | 0 | | | | | 0 | 0 | 0 | 0 | | | | | | | | | |
| Total | | | | 8 | 9 | 17 | 2 | 25 | 17 | 8 | 59.52 | 17 | 18 | 16 | 51 | | | | | | | | | |

Team : SVK (White)

| Head Coach : HRICKO Ivan | | | | | | | | | | | Shots on Goal | | | | Time on Ice | | | | | | | | | |
|--------------------------|------|-------------------|-----|----------|----------|----------|----------|-----------|-----------|-----------|---------------|----------|----------|----------|-------------|-----|-------|-------|-------|----|-------|-----|-------|--|
| No. | Pos. | Name | Gen | G | A | P | PIM | FO+ | FO- | FO+/- | FO% | 1 | 2 | 3 | OTTS | +/- | 1 | 2 | 3 | OT | TOT | SHF | AVG | |
| 11 | F | LIGDA Marian +A | M | 0 | 0 | 0 | 2 | 1 | 0 | 1 | 100.00 | 0 | 0 | 0 | 0 | -4 | 11:40 | 10:32 | 13:32 | | 35:44 | 10 | 3:34 | |
| 25 | F | JOPPA Martin +C | M | 0 | 0 | 0 | 0 | 12 | 19 | -7 | 38.71 | 1 | 0 | 0 | 1 | -7 | 15:00 | 15:00 | 15:00 | | 45:00 | 3 | 15:00 | |
| 33 | D | HLINKA Michal +A | M | 0 | 0 | 0 | 0 | 0 | 0 | 0 | 0.00 | 0 | 0 | 0 | 0 | -5 | 8:56 | 7:58 | 9:20 | | 26:14 | 15 | 1:44 | |
| 66 | D | FERENCIK Slavomir | M | 0 | 0 | 0 | 2 | 3 | 6 | -3 | 33.33 | 0 | 0 | 0 | 0 | -5 | 10:35 | 11:29 | 7:29 | | 29:33 | 13 | 2:16 | |
| 98 | F | KORMAN David | M | 0 | 0 | 0 | 0 | 1 | 0 | 1 | 100.00 | 0 | 0 | 0 | 0 | -4 | 11:39 | 12:18 | 12:49 | | 36:46 | 9 | 4:05 | |
| 7 | F | STASAK Miroslav | M | 0 | 0 | 0 | 0 | 0 | 0 | 0 | 0.00 | 0 | 0 | 0 | 0 | 0 | 0:00 | 0:00 | 0:00 | | 0:00 | 0 | 0:00 | |
| 15 | F | GARBIAR Jozef | M | 0 | 0 | 0 | 0 | 0 | 0 | 0 | 0.00 | 0 | 0 | 0 | 0 | -2 | 1:31 | 1:26 | 0:00 | | 2:57 | 2 | 1:28 | |
| 44 | F | TURIC Robert | M | 0 | 0 | 0 | 0 | 0 | 0 | 0 | 0.00 | 0 | 0 | 0 | 0 | -5 | 5:10 | 3:57 | 3:39 | | 12:46 | 9 | 1:25 | |
| 45 | F | VECEREK Milos | M | 0 | 0 | 0 | 0 | 0 | 0 | 0 | 0.00 | 0 | 1 | 0 | 1 | -3 | 10:29 | 10:33 | 11:51 | | 32:53 | 13 | 2:31 | |
| 18 | GK | LEPACEK Eduard | M | 0 | 0 | 0 | 0 | | | | | 0 | 0 | 0 | 0 | | | | | | | | | |
| 21 | GK | PASTUCHA Miroslav | M | 0 | 0 | 0 | 0 | | | | | 0 | 0 | 0 | 0 | | | | | | | | | |
| Total | | | | 0 | 0 | 0 | 4 | 17 | 25 | -8 | 40.48 | 1 | 1 | 0 | 2 | | | | | | | | | |

Group B

| R | Team | GP | W | OTW | OTL | L | GDF | GF : GA | PTS |
|---|------|----|---|-----|-----|---|-----|---------|-----|
| 1 | CAN | 1 | 1 | 0 | 0 | 0 | +8 | 8 : 0 | 3 |
| 2 | CZE | 1 | 1 | 0 | 0 | 0 | +1 | 3 : 2 | 3 |
| 3 | JPN | 1 | 0 | 0 | 0 | 1 | -1 | 2 : 3 | 0 |
| 4 | SVK | 1 | 0 | 0 | 0 | 1 | -8 | 0 : 8 | 0 |

| | CAN | CZE | JPN | SVK |
|-----|------------------|------------------|------------------|------------------|
| CAN | | TUE 10 MAR 17:05 | MON 09 MAR 20:35 | 8:0 |
| CZE | TUE 10 MAR 17:05 | | 3:2 | MON 09 MAR 13:35 |
| JPN | MON 09 MAR 20:35 | 2:3 | | TUE 10 MAR 20:35 |
| SVK | 0:8 | MON 09 MAR 13:35 | TUE 10 MAR 20:35 | |

Legend:

| | | | | | | |
|----------------------------------|---------------|---------------------------------|--------------|-----------------------------|-------------|-------------------|
| (G) Goals in tournament | * | Does not count for Plus/minus | +/- | Plus/minus net | +A | Alternate Captain |
| +C Captain | A | Assists | AVG | Average time on ice / shift | D | Defender |
| EQ Equal strength | ET/Res | Penalty end time/Result of game | F | Forward | FO% | % Face-offs won |
| FO+ Face-offs won | FO- | Face-offs lost | FO+/- | Face-offs net | G | Goals |
| GA Goals against | GDF | Goal difference | Gen | Gender | GF | Goals for |
| GK Goalkeeper | GP | Games played | L | Losses | M | Male |
| MIP Minutes in play (GK) | No. | Jersey number | OT | Overtime | OTL | Overtime losses |
| OTW Overtime wins | P | Points | PIM | Penalties in minutes | Pos. | Position |
| PP1 Power play - 1 player | PPG | Power play goals | PTS | Points | R | Rank |
| SHF Number of shifts | SHG | Shorthanded goals | SOG | Shots on goal | SVS | Saves |
| TOT Total | TPP | Time on power play | TS | Total shots | W | Wins |




Shot Chart
Tabella azioni di tiro

CAN - SVK

Shots by CAN

Goal (o): 4 Save (+): 13

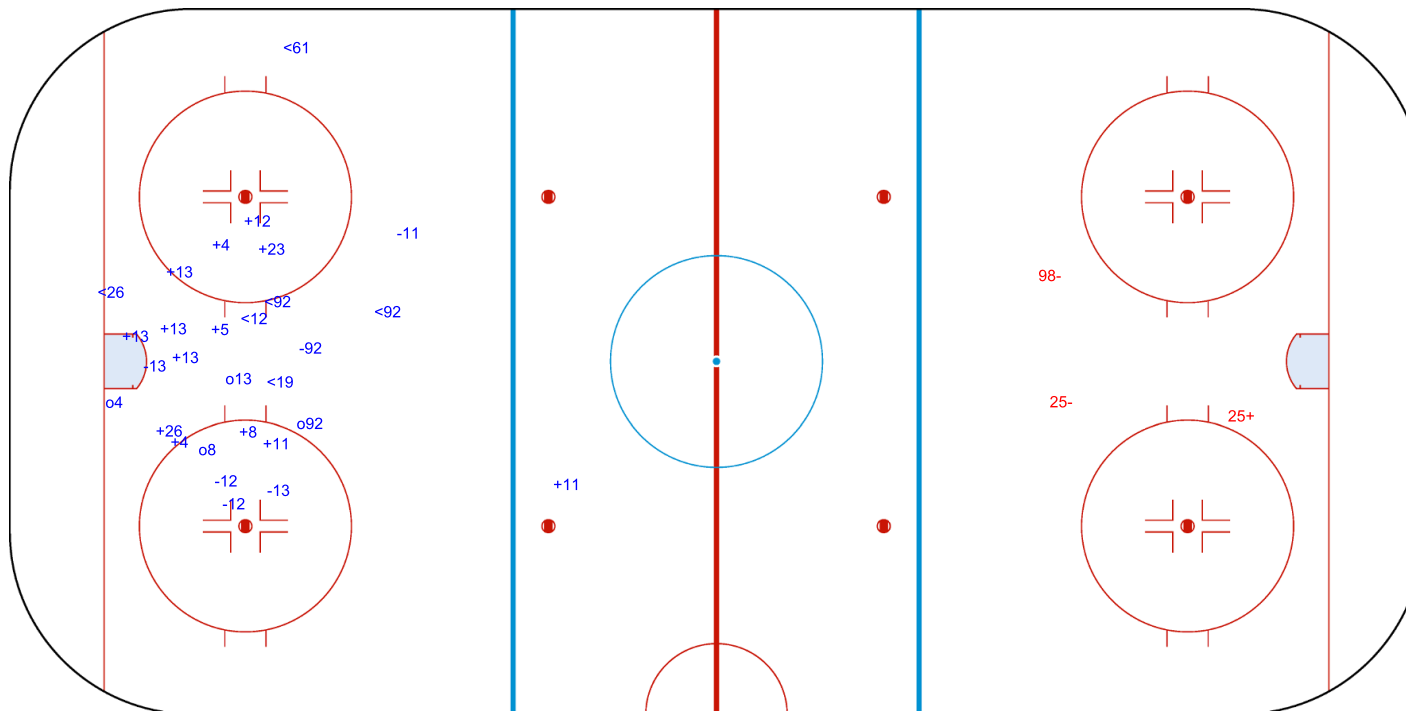
Block (<): 6 Miss (-): 6



GK 18 of SVK



1st Period



Shots by SVK

Goal (o): 0 Save (+): 1

Block (>): 0 Miss (-): 2



GK 30 of CAN



Shots by SVK

Goal (o): 0 Save (+): 1
Block (<): 0 Miss (-): 2



GK 30 of CAN



2nd Period

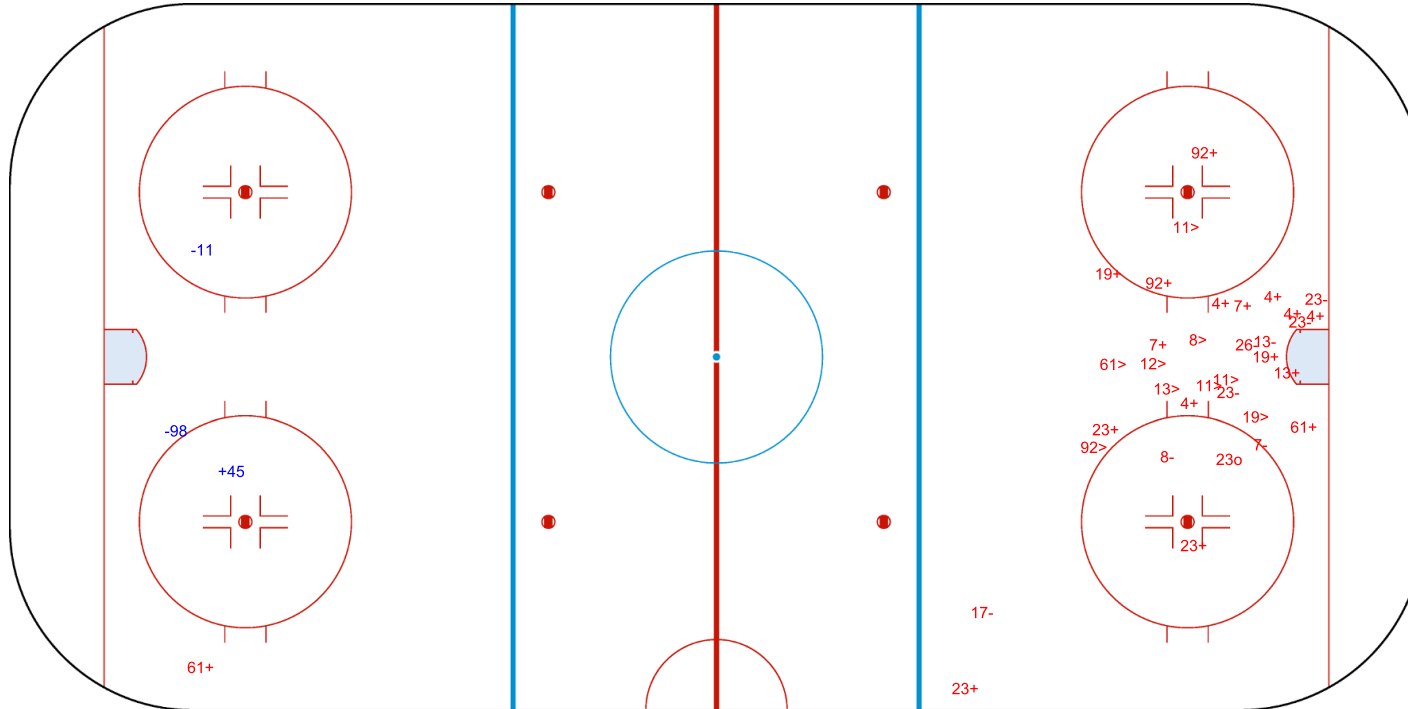


Shots by CAN

Goal (o): 1 Save (+): 17
Block (>): 9 Miss (-): 8



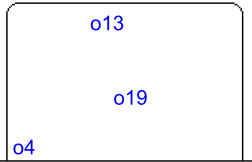
GK 18 of SVK





Shots by CAN

Goal (o): 3 Save (+): 13
Block (<): 4 Miss (-): 8



GK 18 of SVK



3rd Period

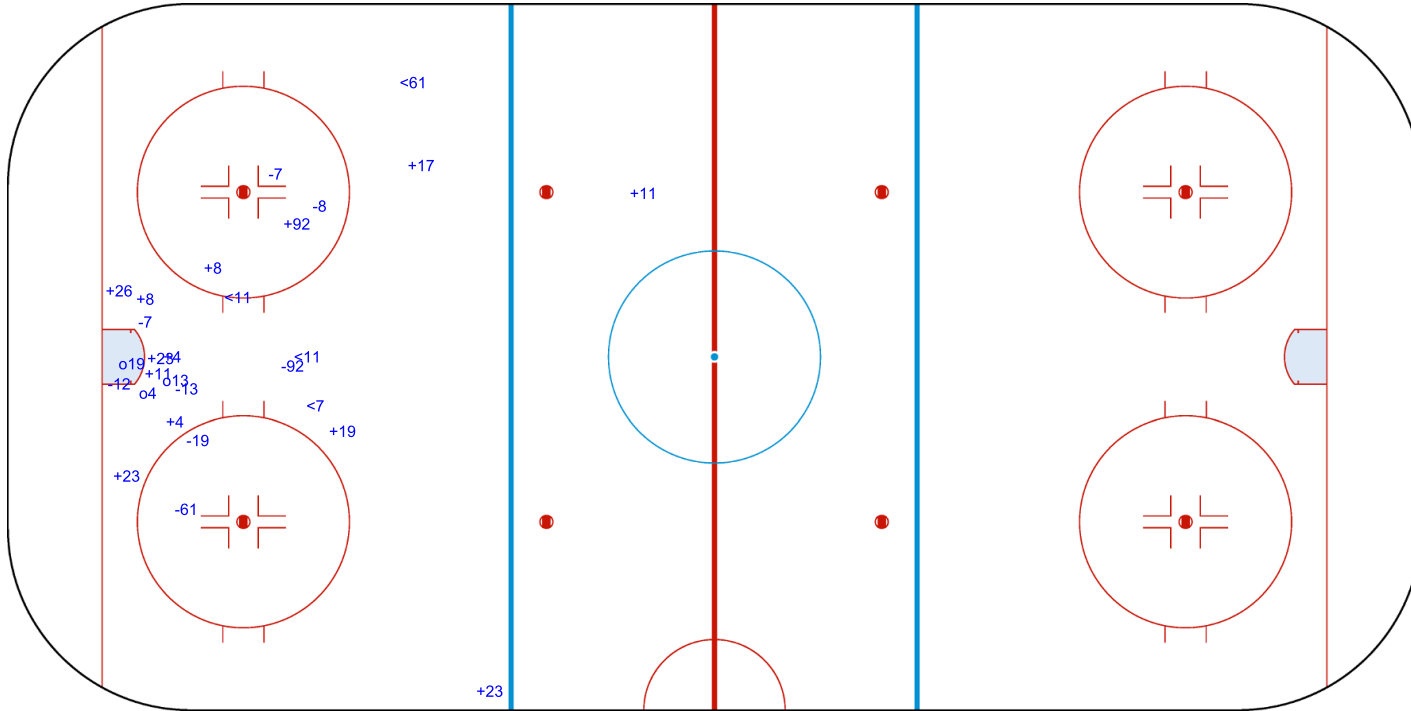


Shots by SVK

Goal (o): 0 Save (+): 0
Block (>): 0 Miss (-): 0



GK 30 of CAN



Legend: GK Goalkeeper



Face-off Chart

Tabella ingaggi

CAN - SVK

1st PERIOD

| | CAN | | SVK | | CAN | | SVK | | Total wins all zones |
|---------------------|-----------|-----------|--------------|--------------|-----------|-----------|-----------|---------|-------------------------|
| | Def. zone | Att. zone | Neutral zone | Neutral zone | Att. zone | Def. zone | Def. zone | | |
| | + 8 | - 66 | + 11 | - 25 | + 19 | - 25 | | | |
| | + 11 | - 66 | + 11 | - 66 | + 26 | - 25 | | | |
| | - 19 | + 11 | + 26 | - 66 | + 26 | - 25 | | | |
| | | | + 26 | - 66 | + 19 | - 25 | | | |
| | | | + 19 | - 25 | - 11 | + 25 | | | |
| | | | - 11 | + 66 | - 26 | + 25 | | | |
| Total wins / period | 2 / 67% | 1 / 33% | 5 / 83% | 1 / 17% | 4 / 67% | 2 / 33% | 11 / 73% | 4 / 27% | |

2nd PERIOD

| | CAN | | SVK | | CAN | | SVK | | Total wins all zones |
|---------------------|-----------|-----------|--------------|--------------|-----------|-----------|-----------|---------|-------------------------|
| | Def. zone | Att. zone | Neutral zone | Neutral zone | Att. zone | Def. zone | Def. zone | | |
| | | | - 23 | + 66 | + 11 | - 25 | | | |
| | | | - 11 | + 25 | + 26 | - 25 | | | |
| | | | + 26 | - 66 | + 19 | - 25 | | | |
| | | | + 26 | - 25 | + 19 | - 25 | | | |
| | | | | | - 19 | + 25 | | | |
| | | | | | + 19 | - 25 | | | |
| | | | | | - 26 | + 25 | | | |
| | | | | | + 26 | - 25 | | | |
| | | | | | - 19 | + 25 | | | |
| | | | | | - 11 | + 25 | | | |
| Total wins / period | | | 2 / 50% | 2 / 50% | 6 / 60% | 4 / 40% | 8 / 57% | 6 / 43% | |

3rd PERIOD

| | CAN | | SVK | | CAN | | SVK | | Total wins all zones |
|---------------------|-----------|-----------|--------------|--------------|-----------|-----------|-----------|---------|-------------------------|
| | Def. zone | Att. zone | Neutral zone | Neutral zone | Att. zone | Def. zone | Def. zone | | |
| | | | + 19 | - 25 | + 26 | - 25 | | | |
| | | | - 23 | + 66 | + 11 | - 25 | | | |
| | | | - 26 | + 25 | - 19 | + 25 | | | |
| | | | - 26 | + 25 | + 26 | - 25 | | | |
| | | | + 19 | - 25 | - 11 | + 25 | | | |
| | | | - 11 | + 25 | - 19 | + 98 | | | |
| | | | | | + 19 | - 25 | | | |
| Total wins / period | | | 2 / 33% | 4 / 67% | 4 / 57% | 3 / 43% | 6 / 46% | 7 / 54% | |

TOTAL

| | CAN | | SVK | | CAN | | SVK | | Total wins all zones |
|-------------------|-----------|-----------|--------------|--------------|-----------|-----------|-----------|----------|-------------------------|
| | Def. zone | Att. zone | Neutral zone | Neutral zone | Att. zone | Def. zone | Def. zone | | |
| Total wins / game | 2 / 67% | 1 / 33% | 9 / 56% | 7 / 44% | 14 / 61% | 9 / 39% | 25 / 60% | 17 / 40% | |



HEAD TO HEAD

| | | SVK | | | | | | | | | |
|-----------------|-------------|-------|-----------|-----------|----------|-----------|-----------|-----------|-----------|-----------|-----------|
| | | No. | 11 | 25 | 66 | 98 | Tot. | wins CAN | Dz | Nz | Az |
| CAN | 8 | | | | 1 - 0 | | 1 | 1 100% | 1 100% | | |
| | 11 | | | 3 - 5 | 2 - 1 | | 11 | 5 45% | 1 100% | 2 40% | 2 40% |
| | 19 | 0 - 1 | | 9 - 3 | | 0 - 1 | 14 | 9 64% | 0 0% | 3 100% | 6 60% |
| | 23 | | | | 0 - 2 | | 2 | 0 0% | | 0 0% | |
| | 26 | | | 7 - 4 | 3 - 0 | | 14 | 10 71% | | 4 67% | 6 75% |
| | Tot. | | 1 | 31 | 9 | 1 | 42 | 25 60% | 2 67% | 9 56% | 14 61% |
| wins SVK | | | 1 100% | 12 39% | 3 33% | 1 100% | 17 40% | | | | |
| Dz | | | | 8 36% | | 1 100% | 9 39% | | | | |
| Nz | | | | 4 44% | 3 43% | | 7 44% | | | | |
| Az | | | 1 100% | | 0 0% | | 1 33% | | | | |

Legend:

| | | | | | | | |
|-------------|---------------|-----------|----------------|-------------|------------------------|-----------|----------------|
| Att. | Attacking | Az | Attacking zone | Def. | Defending | Dz | Defending zone |
| No. | Jersey number | Nz | Neutral zone | Tot. | Total face-offs played | | |



Line-Ups

Formazioni

CHN - ITA

Referee

ESPOSITO Bobby (USA)

Linespersons

BLAZEK Pavel (CZE), NIITTYLA Lari (FIN)

Goalkeepers

Team: CHN

| No. | Name | Gen |
|-----|------------|-----|
| 1 | WANG Wei | M |
| 20 | JI Yanzhao | M |

Team: ITA

| No. | Name | Gen |
|-----|--------------------|-----|
| 1 | STILLITANO Santino | M |
| 82 | KASSLATTER Julian | M |

Team Line-ups

Team: CHN (Red)

| No. | Pos. | Name | Gen |
|-----|------|-----------------|-----|
| 19 | D | ZHANG Zheng +A | M |
| 24 | D | ZHU Zhanfu | M |
| 8 | F | WANG Zhidong +C | M |
| 17 | F | SHEN Yifeng +A | M |
| 30 | F | QIU Dianpeng | M |
| 3 | D | LYU Zhi | M |
| 18 | D | WANG Jujiang | M |
| 15 | F | SONG Xiaodong | M |
| 28 | F | TIAN Jintao | M |
| 32 | F | LI Hongguan | M |
| 12 | D | CHE Hang | M |
| 33 | F | CHEN Hongyu | M |
| 39 | F | LIU Wenxu | M |

Head Coach: SHARSHUKOV Nikolay

NOT DRESSED:

| | | | |
|----|---|-----------|---|
| 23 | F | CUI Yutao | M |
| 37 | D | HE Haoran | M |

Team: ITA (White)

| No. | Pos. | Name | Gen |
|-----|------|------------------------|-----|
| 2 | D | ENDERLE Alex | M |
| 15 | D | LANDEROS Nikko | M |
| 3 | F | ROSA Gianluigi +C | M |
| 11 | F | LARCH Nils | M |
| 62 | F | DEPAOLI Christoph +A | M |
| 18 | D | MACRI Andrea +A | M |
| 26 | D | ANTOCHI Eusebiu | M |
| 9 | F | KALEGARIS Sandro | M |
| 10 | F | KAFMANN Stephan | M |
| 27 | F | ANDREONI Alessandro | M |
| 4 | F | REMOTTI MARNINI Matteo | M |
| 8 | F | RADICE Roberto | M |
| 25 | F | TORELLA Francesco | M |

Head Coach: BIANCHI Mirko

NOT DRESSED:

| | | | |
|----|---|---------------------|---|
| 6 | D | CAVALIERE Gian Luca | M |
| 74 | D | ARAUDO Gabriele | M |

Legend:

| | | | | | | | |
|------------|-------------------|-----------|---------|------------|---------------|-------------|----------|
| +A | Alternate Captain | +C | Captain | D | Defender | F | Forward |
| Gen | Gender | M | Male | No. | Jersey number | Pos. | Position |



Graphical Line-ups

Schema grafico formazioni

CHN - ITA

Referee

ESPOSITO Bobby (USA)

Linespersons

BLAZEK Pavel (CZE), NIITTYLA Lari (FIN)

Team: CHN - People's Republic of China (Red)

Head Coach: SHARSHUKOV Nikolay



Team: ITA - Italy (White)

Head Coach: BIANCHI Mirko



Legend:

+A Alternate Captain

+C Captain

Sn Starting position



Game Summary

Tabella riassuntiva partita

CHN - ITA 11 - 1 (1 - 1, 6 - 0, 4 - 0)

| Spectators | Referee | Linespersons |
|------------|----------------------|------------------------------------------|
| 4500 | ESPOSITO Bobby (USA) | BLAZEK Pavel (CZE) , NIITTYLA Lari (FIN) |

Team Statistics

| Period | Score | SVS | SOG | PIM | TPP | PPG | SHG |
|--------------|---------------|---------------|---------------|--------------|--------------------|--------------|--------------|
| 1 | 1 : 1 | 2 : 10 | 11 : 3 | 2 : 2 | 2:00 : 1:32 | 0 : 0 | 0 : 0 |
| 2 | 6 : 0 | 5 : 10 | 16 : 5 | 0 : 2 | 0:05 : 0:28 | 0 : 0 | 0 : 0 |
| 3 | 4 : 0 | 0 : 8 | 12 : 0 | 2 : 2 | 3:38 : 2:00 | 2 : 0 | 0 : 0 |
| Total | 11 : 1 | 7 : 28 | 39 : 8 | 4 : 6 | 5:43 : 4:00 | 2 : 0 | 0 : 0 |

1st Period

| Action | Time | ET/Res | Team | Type | No. | Name | (G) Name of Assistant(s) / Action Description |
|-------------|--------------|--------------|------------|-----------|-----------|-------------------|----------------------------------------------------------------------------------|
| GK | 00:00 | | CHN | | 1 | WANG W | - Goalkeeper in |
| GK | 00:00 | | ITA | | 1 | STILLITANO S | - Goalkeeper in |
| Penalty | 02:36 | 04:36 | ITA | 2 min. | 9 | KALEGARIS S | - Roughing |
| Goal | 12:22 | 1 : 0 | CHN | EQ | 28 | TIAN J | (4) 3 LYU Z On Ice CHN 1 3 15 17 18 28 15 SONG X ITA 1 2 3 11 15 62 |
| Goal | 13:07 | 1 : 1 | ITA | EQ | 15 | LANDEROS N | (1) 9 KALEGARIS S On Ice CHN 1 3 15 17 18 28 10 KAFMANN S ITA 1 9 10 15 18 27 |
| Penalty | 13:28 | 15:28 | CHN | 2 min. | 17 | SHEN Y | - Interference |

2nd Period

| Action | Time | ET/Res | Team | Type | No. | Name | (G) Name of Assistant(s) / Action Description |
|-------------|--------------|--------------|------------|-----------|-----------|---------------|--------------------------------------------------------------------------|
| Goal | 19:09 | 2 : 1 | CHN | EQ | 30 | QIU D | (4) 17 SHEN Y On Ice CHN 1 17 19 24 28 30 24 ZHU Z ITA 1 2 3 11 15 62 |
| Goal | 19:55 | 3 : 1 | CHN | EQ | 8 | WANG Z | (3) 32 LI H On Ice CHN 1 3 8 15 18 32 ITA 1 2 9 10 15 27 |
| Goal | 21:01 | 4 : 1 | CHN | EQ | 28 | TIAN J | (5) 17 SHEN Y On Ice CHN 1 17 19 24 28 30 ITA 1 2 3 11 15 62 |
| Goal | 23:10 | 5 : 1 | CHN | EQ | 28 | TIAN J | (6) 17 SHEN Y On Ice CHN 1 17 19 24 28 30 ITA 1 3 11 15 18 62 |
| Goal | 24:08 | 6 : 1 | CHN | EQ | 8 | WANG Z | (4) 3 LYU Z On Ice CHN 1 3 8 15 18 32 15 SONG X ITA 1 2 9 10 18 27 |
| Time-out | 24:08 | | ITA | | | | |
| Goal | 26:02 | 7 : 1 | CHN | EQ | 17 | SHEN Y | (1) 28 TIAN J On Ice CHN 1 17 19 24 28 30 ITA 1 2 3 11 15 62 |
| Penalty | 29:55 | 31:46 | ITA | 2 min. | 3 | ROSA G | - Teeing |

3rd Period

| Action | Time | ET/Res | Team | Type | No. | Name | (G) Name of Assistant(s) / Action Description |
|-------------|--------------|---------------|------------|------------|-----------|---------------|----------------------------------------------------------------------------|
| GK | 30:00 | | ITA | | 82 | KASSLATTER J | - Goalkeeper in |
| Goal | 31:46 | 8 : 1 | CHN | PP1 | 18 | WANG J | (1) 8 WANG Z On Ice CHN 1 8 15 18 24 32 * ITA 82 2 9 10 15 |
| Goal | 33:15 | 9 : 1 | CHN | EQ | 15 | SONG X | (1) 12 CHE H On Ice CHN 1 12 15 19 28 32 ITA 82 3 4 8 25 26 |
| Goal | 34:47 | 10 : 1 | CHN | EQ | 8 | WANG Z | (5) 17 SHEN Y On Ice CHN 1 8 17 19 24 33 28 TIAN J ITA 82 9 11 15 26 62 |
| Penalty | 38:07 | 40:07 | CHN | 2 min. | 18 | WANG J | - Interference |
| Penalty | 42:35 | 44:27 | ITA | 2 min. | 27 | ANDREONI A | - Teeing |
| Goal | 44:27 | 11 : 1 | CHN | PP1 | 32 | LI H | (2) 17 SHEN Y On Ice CHN 1 8 15 17 24 32 * 15 SONG X ITA 82 3 9 15 18 |
| GK | 45:00 | | CHN | | | | 1 WANG W - Goalkeeper out |
| GK | 45:00 | | ITA | | | | 82 KASSLATTER J - Goalkeeper out |



Goalkeeper Records

Team : CHN - People's Republic of China

| No. | Name | SOG | SVS | MIP |
|-----|------------|-----|-----|-------|
| 1 | WANG Wei | 8 | 7 | 45:00 |
| 20 | JI Yanzhao | | | |

Team : ITA - Italy

| No. | Name | SOG | SVS | MIP |
|-----|--------------------|-----|-----|-------|
| 1 | STILLITANO Santino | 27 | 20 | 30:00 |
| 82 | KASSLATTER Julian | 12 | 8 | 15:00 |

Game Statistics

Team : CHN (Red)

Head Coach : SHARSHUKOV Nikolay

| No. | Pos. | Name | Gen | G | A | P | PIM | FO+ | FO- | FO+/- | FO% | Shots on Goal | | | | +/- | Time on Ice | | | | | | |
|--------------|------|-----------------|-----|---|-----------|-----------|-----------|----------|-----------|-----------|-----------|---------------|-----------|-----------|-----------|-----------|-------------|------|------|-------|-----|------|-----|
| | | | | | | | | | | | | 1 | 2 | 3 | OTTS | | 1 | 2 | 3 | OT | TOT | SHF | AVG |
| 8 | F | WANG Zhidong +C | M | 3 | 1 | 4 | 0 | 17 | 8 | 9 | 68.00 | 3 | 4 | 4 | 11 | +3 | 10:42 | 7:33 | 8:35 | 26:50 | 22 | 1:13 | |
| 17 | F | SHEN Yifeng +A | M | 1 | 5 | 6 | 2 | 0 | 0 | 0 | 0.00 | 0 | 4 | 0 | 4 | +5 | 9:18 | 7:17 | 5:57 | 22:32 | 17 | 1:19 | |
| 19 | D | ZHANG Zheng +A | M | 0 | 0 | 0 | 0 | 0 | 0 | 0 | 0.00 | 0 | 0 | 0 | 0 | +6 | 10:47 | 8:36 | 7:44 | 27:07 | 20 | 1:21 | |
| 24 | D | ZHU Zhanfu | M | 0 | 1 | 1 | 0 | 0 | 0 | 0 | 0.00 | 1 | 0 | 0 | 1 | +5 | 10:28 | 7:05 | 6:27 | 24:00 | 20 | 1:12 | |
| 30 | F | QIU Dianpeng | M | 1 | 0 | 1 | 0 | 0 | 0 | 0 | 0.00 | 2 | 2 | 2 | 6 | +4 | 9:26 | 7:55 | 4:07 | 21:28 | 17 | 1:15 | |
| 3 | D | LYU Zhi | M | 0 | 2 | 2 | 0 | 0 | 1 | -1 | 0.00 | 0 | 1 | 0 | 1 | +2 | 4:05 | 5:31 | 4:25 | 14:01 | 15 | 0:56 | |
| 15 | F | SONG Xiaodong | M | 1 | 3 | 4 | 0 | 0 | 2 | -2 | 0.00 | 0 | 2 | 2 | 4 | +3 | 5:12 | 4:43 | 6:30 | 16:25 | 13 | 1:15 | |
| 18 | D | WANG Jujiang | M | 1 | 0 | 1 | 2 | 1 | 0 | 1 | 100.00 | 1 | 0 | 1 | 2 | +2 | 4:40 | 6:41 | 6:15 | 17:36 | 20 | 0:52 | |
| 28 | F | TIAN Jintao | M | 3 | 2 | 5 | 0 | 12 | 8 | 4 | 60.00 | 4 | 3 | 0 | 7 | +5 | 5:34 | 8:38 | 5:38 | 19:50 | 20 | 0:59 | |
| 32 | F | LI Hongguan | M | 1 | 1 | 2 | 0 | 0 | 0 | 0 | 0.00 | 0 | 0 | 2 | 2 | +3 | 3:16 | 5:00 | 6:35 | 14:51 | 13 | 1:08 | |
| 12 | D | CHE Hang | M | 0 | 1 | 1 | 0 | 0 | 0 | 0 | 0.00 | 0 | 0 | 0 | 0 | +1 | 0:00 | 2:07 | 3:10 | 5:17 | 6 | 0:52 | |
| 33 | F | CHEN Hongyu | M | 0 | 0 | 0 | 0 | 0 | 0 | 0 | 0.00 | 0 | 0 | 1 | 1 | +1 | 0:00 | 1:31 | 3:20 | 4:51 | 4 | 1:12 | |
| 39 | F | LIU Wenxu | M | 0 | 0 | 0 | 0 | 0 | 0 | 0 | 0.00 | 0 | 0 | 0 | 0 | 0 | 0:00 | 1:53 | 4:16 | 6:09 | 5 | 1:13 | |
| 1 | GK | WANG Wei | M | 0 | 0 | 0 | 0 | | | | | 0 | 0 | 0 | 0 | | | | | | | | |
| 20 | GK | JI Yanzhao | M | 0 | 0 | 0 | 0 | | | | | 0 | 0 | 0 | 0 | | | | | | | | |
| Total | | | | | 11 | 16 | 27 | 4 | 30 | 19 | 11 | 61.22 | 11 | 16 | 12 | 39 | | | | | | | |

Team : ITA (White)

Head Coach : BIANCHI Mirko

| No. | Pos. | Name | Gen | G | A | P | PIM | FO+ | FO- | FO+/- | FO% | Shots on Goal | | | | +/- | Time on Ice | | | | | | |
|--------------|------|------------------------|-----|---|----------|----------|----------|----------|-----------|-----------|------------|---------------|----------|----------|----------|----------|-------------|-------|------|-------|-----|------|-----|
| | | | | | | | | | | | | 1 | 2 | 3 | OTTS | | 1 | 2 | 3 | OT | TOT | SHF | AVG |
| 2 | D | ENDERLE Alex | M | 0 | 0 | 0 | 0 | 0 | 0 | 0 | 0.00 | 0 | 0 | 0 | 0 | -6 | 7:06 | 9:41 | 7:26 | 24:13 | 14 | 1:43 | |
| 3 | F | ROSA Gianluigi +C | M | 0 | 0 | 0 | 2 | 1 | 3 | -2 | 25.00 | 0 | 2 | 0 | 2 | -6 | 10:14 | 8:20 | 9:22 | 27:56 | 16 | 1:44 | |
| 11 | F | LARCH Nils | M | 0 | 0 | 0 | 0 | 11 | 6 | 5 | 64.71 | 0 | 1 | 0 | 1 | -6 | 8:04 | 8:24 | 5:45 | 22:13 | 16 | 1:23 | |
| 15 | D | LANDEROS Nikko | M | 1 | 0 | 1 | 0 | 3 | 5 | -2 | 37.50 | 1 | 1 | 0 | 2 | -6 | 14:38 | 11:39 | 9:46 | 36:03 | 11 | 3:16 | |
| 62 | F | DEPAOLI Christoph +A | M | 0 | 0 | 0 | 0 | 0 | 0 | 0 | 0.00 | 1 | 1 | 0 | 2 | -6 | 10:14 | 8:24 | 6:29 | 25:07 | 16 | 1:34 | |
| 9 | F | KALEGARIS Sandro | M | 0 | 1 | 1 | 2 | 1 | 7 | -6 | 12.50 | 0 | 0 | 0 | 0 | -2 | 5:42 | 6:36 | 8:08 | 20:26 | 15 | 1:21 | |
| 10 | F | KAFMANN Stephan | M | 0 | 1 | 1 | 0 | 0 | 1 | -1 | 0.00 | 1 | 0 | 0 | 1 | -1 | 4:46 | 6:36 | 5:25 | 16:47 | 13 | 1:17 | |
| 18 | D | MACRI Andrea +A | M | 0 | 0 | 0 | 0 | 0 | 0 | 0 | 0.00 | 0 | 0 | 0 | 0 | -1 | 6:17 | 5:27 | 5:36 | 17:20 | 11 | 1:34 | |
| 26 | D | ANTOCHI Eusebiu | M | 0 | 0 | 0 | 0 | 0 | 0 | 0 | 0.00 | 0 | 0 | 0 | 0 | -2 | 1:03 | 3:13 | 4:41 | 8:57 | 9 | 0:59 | |
| 27 | F | ANDREONI Alessandro | M | 0 | 0 | 0 | 2 | 3 | 7 | -4 | 30.00 | 0 | 0 | 0 | 0 | -1 | 4:46 | 6:36 | 2:12 | 13:34 | 13 | 1:02 | |
| 4 | F | REMOTTI MARNINI Matteo | M | 0 | 0 | 0 | 0 | 0 | 0 | 0 | 0.00 | 0 | 0 | 0 | 0 | -1 | 0:00 | 0:00 | 3:50 | 3:50 | 3 | 1:16 | |
| 8 | F | RADICE Roberto | M | 0 | 0 | 0 | 0 | 0 | 1 | -1 | 0.00 | 0 | 0 | 0 | 0 | -1 | 0:00 | 0:00 | 1:30 | 1:30 | 1 | 1:30 | |
| 25 | F | TORELLA Francesco | M | 0 | 0 | 0 | 0 | 0 | 0 | 0 | 0.00 | 0 | 0 | 0 | 0 | -1 | 0:00 | 0:00 | 1:11 | 1:11 | 1 | 1:11 | |
| 1 | GK | STILLITANO Santino | M | 0 | 0 | 0 | 0 | | | | | 0 | 0 | 0 | 0 | | | | | | | | |
| 82 | GK | KASSLATTER Julian | M | 0 | 0 | 0 | 0 | | | | | 0 | 0 | 0 | 0 | | | | | | | | |
| Total | | | | | 1 | 2 | 3 | 6 | 19 | 30 | -11 | 38.78 | 3 | 5 | 0 | 8 | | | | | | | |

Group A

| R | Team | GP | W | OTW | OTL | L | GDF | GF : GA | PTS |
|---|------|----|---|-----|-----|---|-----|---------|-----|
| 1 | CHN | 2 | 2 | 0 | 0 | 0 | +22 | 23 : 1 | 6 |
| 2 | USA | 1 | 1 | 0 | 0 | 0 | +13 | 14 : 1 | 3 |
| 3 | GER | 1 | 0 | 0 | 0 | 1 | -12 | 0 : 12 | 0 |
| 4 | ITA | 2 | 0 | 0 | 0 | 2 | -23 | 2 : 25 | 0 |

| | CHN | GER | ITA | USA |
|-----|------------------|------------------|------------------|------------------|
| CHN | | 12:0 | 11:1 | TUE 10 MAR 13:35 |
| GER | 0:12 | | TUE 10 MAR 10:05 | MON 09 MAR 17:05 |
| ITA | 1:11 | TUE 10 MAR 10:05 | | 1:14 |
| USA | TUE 10 MAR 13:35 | MON 09 MAR 17:05 | 14:1 | |



| Legend: | | | | | |
|----------------------------------|---------------|---------------------------------|--------------|-----------------------------|-----------------------------|
| (G) Goals in tournament | * | Does not count for Plus/minus | +/- | Plus/minus net | +A Alternate Captain |
| +C Captain | A | Assists | AVG | Average time on ice / shift | D Defender |
| EQ Equal strength | ET/Res | Penalty end time/Result of game | F | Forward | FO% % Face-offs won |
| FO+ Face-offs won | FO- | Face-offs lost | FO+/- | Face-offs net | G Goals |
| GA Goals against | GDF | Goal difference | Gen | Gender | GF Goals for |
| GK Goalkeeper | GP | Games played | L | Losses | M Male |
| MIP Minutes in play (GK) | No. | Jersey number | OT | Overtime | OTL Overtime losses |
| OTW Overtime wins | P | Points | PIM | Penalties in minutes | Pos. Position |
| PP1 Power play - 1 player | PPG | Power play goals | PTS | Points | R Rank |
| SHF Number of shifts | SHG | Shorthanded goals | SOG | Shots on goal | SVS Saves |
| TOT Total | TPP | Time on power play | TS | Total shots | W Wins |



Shot Chart
Tabella azioni di tiro

CHN - ITA




1st Period

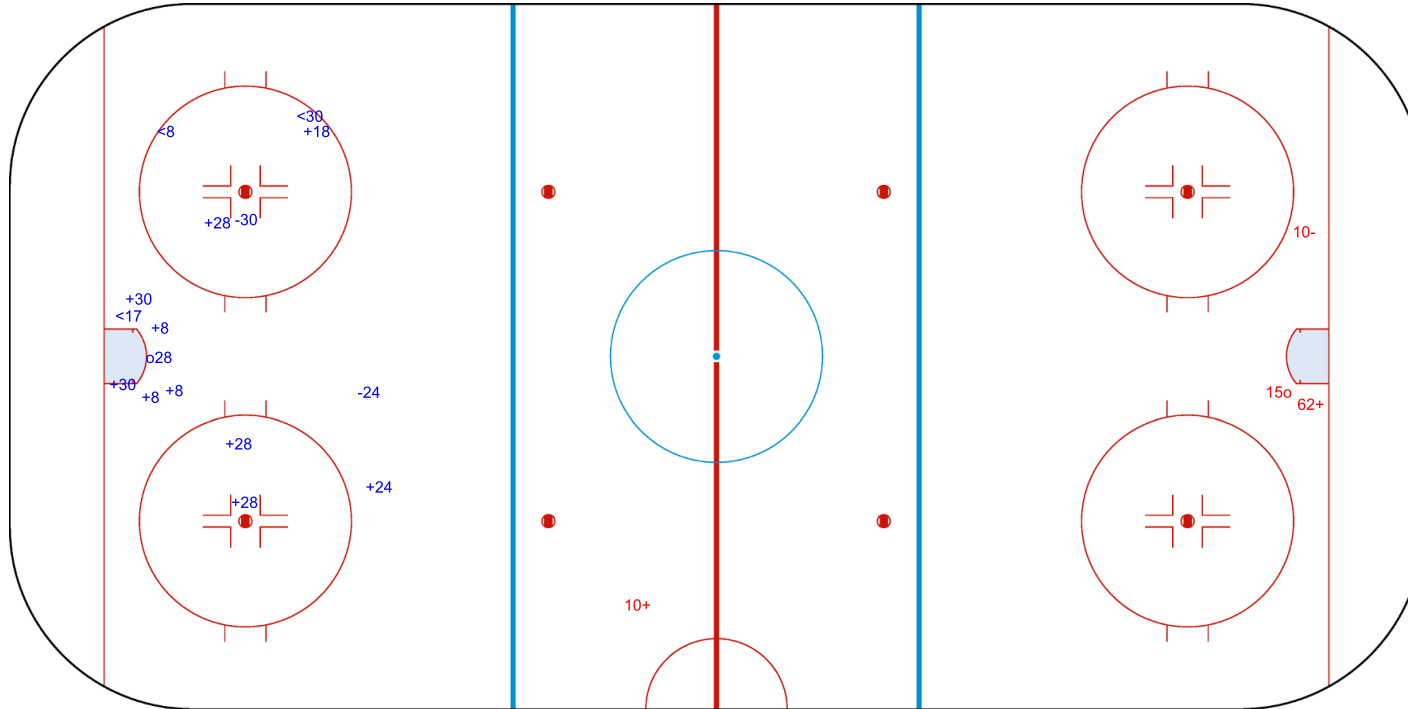


Shots by CHN

Goal (o): 1 Save (+): 10
Block (<): 3 Miss (-): 2




GK 1 of ITA



Shots by ITA

Goal (o): 1 Save (+): 2
Block (>): 0 Miss (-): 1



GK 1 of CHN




Shots by ITA

Goal (o): 0

Block (<): 1

Save (+): 5

Miss (-): 1



GK 1 of CHN



2nd Period



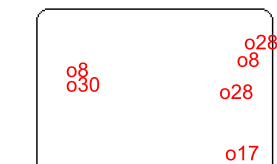
Shots by CHN

Goal (o): 6

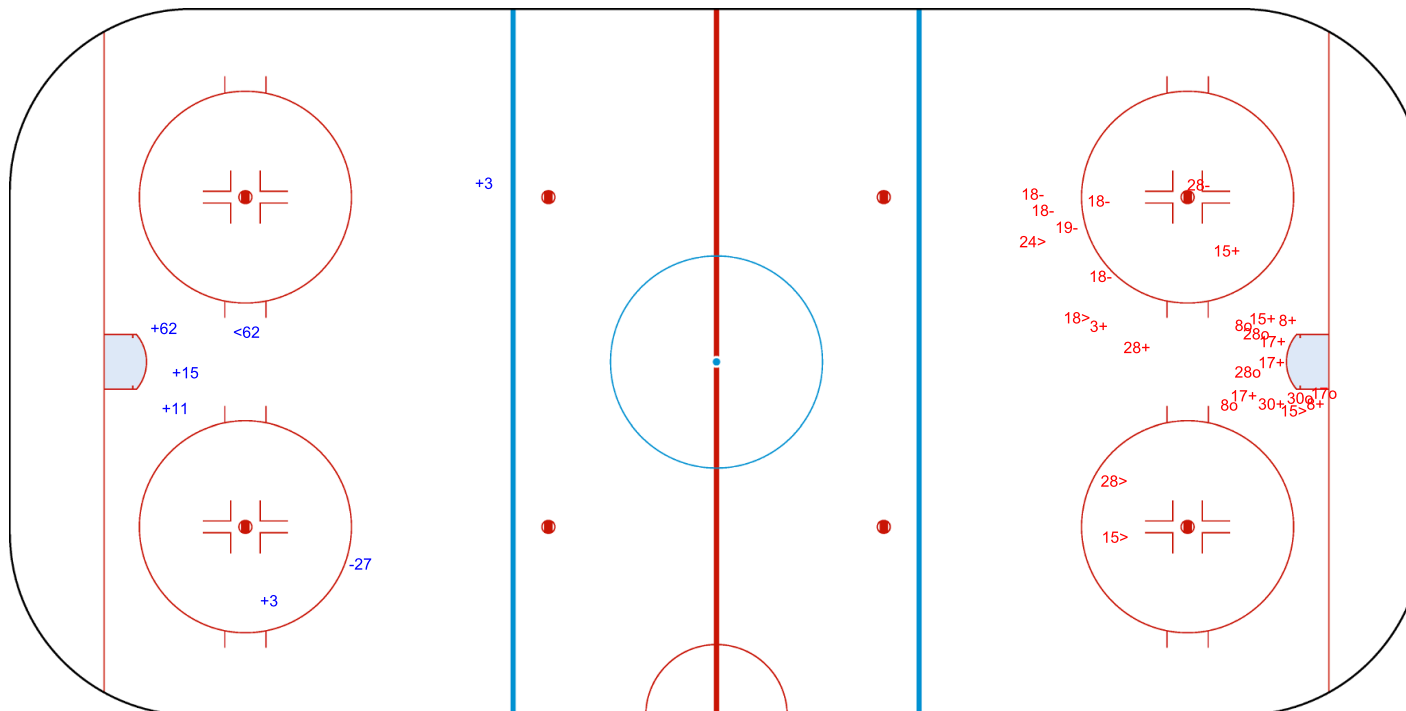
Block (>): 5

Save (+): 10

Miss (-): 6



GK 1 of ITA





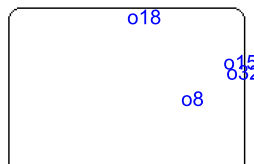
Shots by CHN

Goal (o): 4 Save (+): 8

Block (<): 3 Miss (-): 3



GK 1 of ITA



GK 82 of ITA



3rd Period



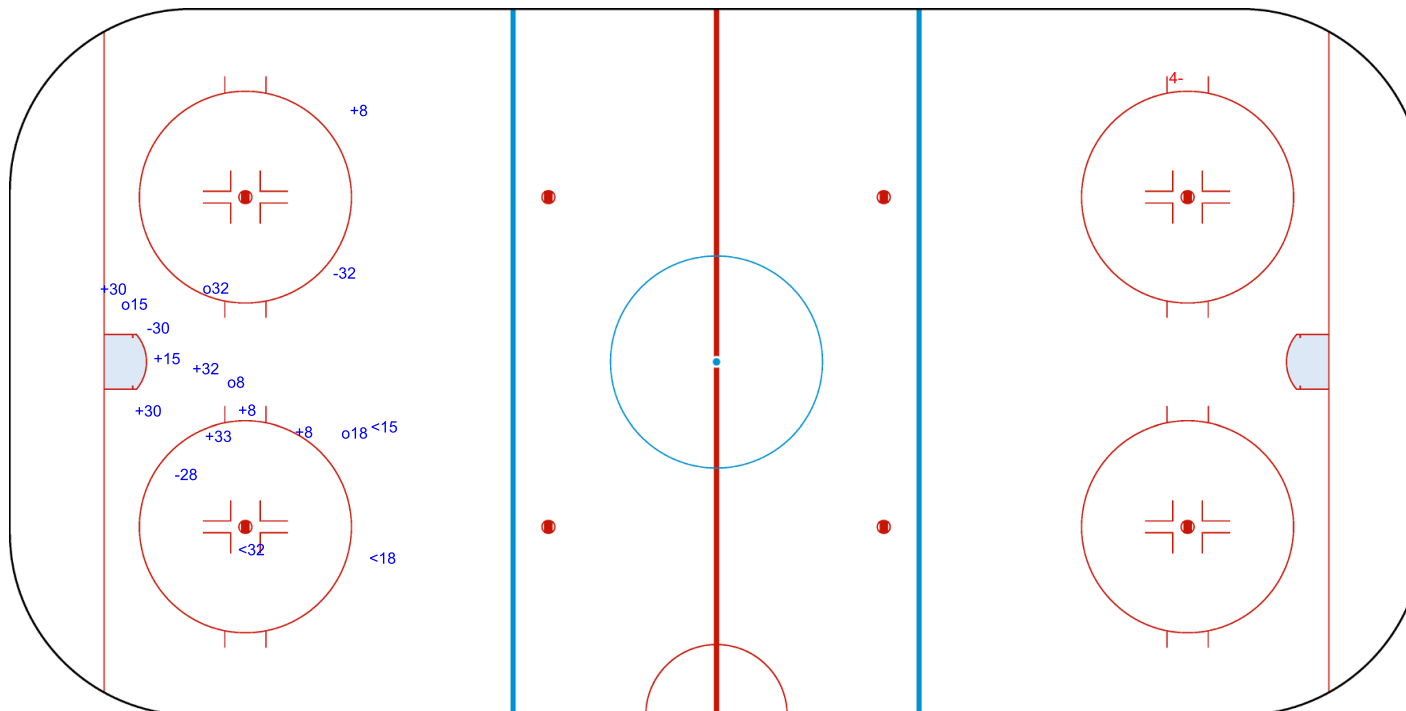
Shots by ITA

Goal (o): 0 Save (+): 0

Block (>): 0 Miss (-): 1



GK 1 of CHN



Legend:

GK

Goalkeeper



Face-off Chart

Tabella ingaggi

CHN - ITA

1st PERIOD

| | CHN | | ITA | | CHN | | ITA | | |
|---------------------|-----------|-----------|--------------|--------------|-----------|-----------|-----------|-----------|-------------------------|
| | Def. zone | Att. zone | Neutral zone | Neutral zone | Att. zone | Def. zone | Def. zone | Att. zone | |
| | - 8 | + 11 | - 8 | + 11 | + 28 | - 27 | | | Total wins all zones |
| | + 28 | - 3 | + 8 | - 15 | - 8 | + 11 | | | |
| | - 28 | + 9 | + 28 | - 27 | + 8 | - 27 | | | |
| | + 8 | - 11 | - 8 | + 11 | - 8 | + 11 | | | |
| | | | + 8 | - 27 | - 28 | + 27 | | | |
| | | | + 28 | - 9 | - 8 | + 11 | | | |
| | | | - 8 | + 11 | + 28 | - 11 | | | |
| Total wins / period | 2 / 50% | 2 / 50% | 4 / 57% | 3 / 43% | 3 / 43% | 4 / 57% | 9 / 50% | 9 / 50% | |

2nd PERIOD

| | CHN | | ITA | | CHN | | ITA | | |
|---------------------|-----------|-----------|--------------|--------------|-----------|-----------|-----------|-----------|-------------------------|
| | Def. zone | Att. zone | Neutral zone | Neutral zone | Att. zone | Def. zone | Def. zone | Att. zone | |
| | - 28 | + 11 | + 8 | - 11 | + 28 | - 9 | | | Total wins all zones |
| | + 8 | - 15 | + 28 | - 9 | - 28 | + 11 | | | |
| | | | + 8 | - 27 | + 8 | - 10 | | | |
| | | | - 28 | + 11 | + 28 | - 11 | | | |
| | | | + 8 | - 27 | + 28 | - 11 | | | |
| | | | + 8 | - 9 | + 8 | - 27 | | | |
| | | | + 28 | - 15 | - 15 | + 15 | | | |
| | | | - 28 | + 15 | + 8 | - 15 | | | |
| | | | + 8 | - 9 | | | | | |
| | | | - 28 | + 15 | | | | | |
| Total wins / period | 1 / 50% | 1 / 50% | 7 / 70% | 3 / 30% | 6 / 75% | 2 / 25% | 14 / 70% | 6 / 30% | |

3rd PERIOD

| | CHN | | ITA | | CHN | | ITA | | |
|---------------------|-----------|-----------|--------------|--------------|-----------|-----------|-----------|-----------|-------------------------|
| | Def. zone | Att. zone | Neutral zone | Neutral zone | Att. zone | Def. zone | Def. zone | Att. zone | |
| | + 28 | - 9 | + 8 | - 11 | + 8 | - 15 | | | Total wins all zones |
| | - 3 | + 11 | - 8 | + 27 | - 15 | + 3 | | | |
| | | | + 18 | - 8 | + 8 | - 3 | | | |
| | | | + 28 | - 3 | | | | | |
| | | | + 8 | - 9 | | | | | |
| | | | - 28 | + 27 | | | | | |
| Total wins / period | 1 / 50% | 1 / 50% | 4 / 67% | 2 / 33% | 2 / 67% | 1 / 33% | 7 / 64% | 4 / 36% | |

TOTAL

| | CHN | | ITA | | CHN | | ITA | | |
|-------------------|-----------|-----------|--------------|--------------|-----------|-----------|-----------|-----------|--|
| | Def. zone | Att. zone | Neutral zone | Neutral zone | Att. zone | Def. zone | Def. zone | Att. zone | |
| Total wins / game | 4 / 50% | 4 / 50% | 15 / 65% | 8 / 35% | 11 / 61% | 7 / 39% | 30 / 61% | 19 / 39% | |



HEAD TO HEAD

| | | ITA | | | | | | | | | | | |
|-----------------|----|----------|---------|----------|---------|-----------|----------|----------|-----------|-----------|----------|-----------|-----------|
| No. | | 3 | 8 | 9 | 10 | 11 | 15 | 27 | Tot. | wins CHN | Dz | Nz | Az |
| CHN | 3 | | | | | 0 - 1 | | | 1 | 0 0% | 0 0% | | |
| | 8 | 1 - 0 | | 3 - 0 | 1 - 0 | 3 - 7 | 4 - 0 | 5 - 1 | 25 | 17 68% | 2 67% | 9 69% | 6 67% |
| | 15 | 0 - 1 | | | | | 0 - 1 | | 2 | 0 0% | | | 0 0% |
| | 18 | | 1 - 0 | | | | | | 1 | 1 100% | | 1 100% | |
| | 28 | 2 - 0 | | 4 - 1 | | 3 - 3 | 1 - 2 | 2 - 2 | 20 | 12 60% | 2 50% | 5 56% | 5 71% |
| Tot. | | 4 | 1 | 8 | 1 | 17 | 8 | 10 | 49 | 30 61% | 4 50% | 15 65% | 11 61% |
| wins ITA | | 1 25% | 0 0% | 1 13% | 0 0% | 11 65% | 3 38% | 3 30% | 19 39% | | | | |
| Dz | | 1 50% | | 0 0% | 0 0% | 4 57% | 1 33% | 1 25% | 7 39% | | | | |
| Nz | | 0 0% | 0 0% | 0 0% | | 4 67% | 2 50% | 2 33% | 8 35% | | | | |
| Az | | 0 0% | | 1 50% | | 3 75% | 0 0% | | 4 50% | | | | |

Legend:

| | | | | | | | |
|-------------|---------------|-----------|----------------|-------------|------------------------|-----------|----------------|
| Att. | Attacking | Az | Attacking zone | Def. | Defending | Dz | Defending zone |
| No. | Jersey number | Nz | Neutral zone | Tot. | Total face-offs played | | |



Line-Ups

Formazioni

CZE - SVK

Referee

MYERS Patrick (CAN)

Goalkeepers

Team: CZE

| No. | Name | Gen |
|-----|-----------------|-----|
| 1 | KUDELA Martin | M |
| 92 | SEDLACEK Patrik | M |

Team Line-ups

Team: CZE (Red)

| No. | Pos. | Name | Gen |
|-----|------|---------------------|-----|
| 15 | D | ZELINKA Radek +C | M |
| 67 | D | DOLEZAL Pavel | M |
| 12 | F | ZIZLAVSKY Martin +A | M |
| 33 | F | HECKO Vaclav +A | M |
| 55 | F | VESELY Filip | M |
| 29 | D | KUBES Pavel | M |
| 80 | D | KAPKO Lukas | M |
| 19 | F | OHAR Alex | M |
| 74 | F | GEIER Michal | M |
| 82 | F | HABL Zdenek | M |
| 27 | D | VRUBEL David | M |
| 17 | F | PATEK Theodor | M |
| 47 | F | ONDRAK David | M |

Head Coach: NOVOTNY Jakub

NOT DRESSED:

| | | | |
|---|---|------------|---|
| 2 | D | BOCEK Petr | M |
|---|---|------------|---|

Linespersons

HERMANSEN OSWOLD Marius (NOR), LUNDEN Andreas (SWE)

Team: SVK

| No. | Name | Gen |
|-----|-------------------|-----|
| 18 | LEPACEK Eduard | M |
| 21 | PASTUCHA Miroslav | M |

Team: SVK (White)

| No. | Pos. | Name | Gen |
|-----|------|-------------------|-----|
| 33 | D | HLINKA Michal +A | M |
| 66 | D | FERENCIK Slavomir | M |
| 11 | F | LIGDA Marian +A | M |
| 25 | F | JOPPA Martin +C | M |
| 98 | F | KORMAN David | M |
| 7 | F | STASAK Miroslav | M |
| 15 | F | GARBIAR Jozef | M |
| 44 | F | TURIC Robert | M |
| 45 | F | VECEREK Milos | M |

Head Coach: HRICKO Ivan

NOT DRESSED:

| | | | |
|----|---|-------------------|---|
| 4 | D | PUCHEIN Jan | M |
| 5 | F | HOZAKOVA Michaela | F |
| 17 | D | VARGA Richard | M |
| 30 | D | FOJTIK Erik | M |
| 85 | D | KARDOS Miroslav | M |

Legend:

| | | | | | | | |
|------------|-------------------|-----------|---------|------------|---------------|-------------|------------------|
| +A | Alternate Captain | +C | Captain | D | Defender | F | Female / Forward |
| Gen | Gender | M | Male | No. | Jersey number | Pos. | Position |



Graphical Line-ups

Schema grafico formazioni

CZE - SVK

Referee

MYERS Patrick (CAN)

Linespersons

HERMANSEN OSWOLD Marius (NOR), LUNDEN Andreas (SWE)

Team: CZE - Czechia (Red)

Head Coach: NOVOTNY Jakub

| | | |
|------------------------|---------------------------|--------------------|
| S1 1 KUDELA Martin | | |
| 92 SEDLACEK Patrik | | |
| S5 33 HECKO Vaclav +A | S4 12 ZIZLAVSKY Martin +A | S6 55 VESELY Filip |
| S2 15 ZELINKA Radek +C | S3 67 DOLEZAL Pavel | |
| 74 GEIER Michal | 82 HABL Zdenek | 19 OHAR Alex |
| 80 KAPKO Lukas | | 29 KUBES Pavel |
| 47 ONDRAK David | 27 VRUBEL David | 17 PATEK Theodor |
| | | |
| | | |
| | | |

Team: SVK - Slovakia (White)

Head Coach: HRICKO Ivan

| | | |
|------------------------|-------------------------|--------------------|
| S1 18 LEPACEK Eduard | | |
| 21 PASTUCHA Miroslav | | |
| S4 11 LIGDA Marian +A | S5 25 JOPPA Martin +C | S6 98 KORMAN David |
| S2 33 HLINKA Michal +A | S3 66 FERENCIK Slavomir | |
| 44 TURIC Robert | 7 STASAK Miroslav | 15 GARBIAR Jozef |
| 45 VECEREK Milos | | |
| | | |
| | | |
| | | |

Legend:

+A Alternate Captain

+C Captain

Sn

Starting position



Game Summary

Tabella riassuntiva partita

CZE - SVK 8 - 1 (2 - 0 , 4 - 0 , 2 - 1)

| Spectators | Referee | Linespersons |
|------------|---------------------|------------------------------------------------------|
| 2285 | MYERS Patrick (CAN) | HERMANSEN OSWOLD Marius (NOR) , LUNDEN Andreas (SWE) |

Team Statistics

| Period | Score | SVS | SOG | PIM | TPP | PPG | SHG |
|--------------|--------------|---------------|---------------|--------------|--------------------|--------------|--------------|
| 1 | 2 : 0 | 3 : 12 | 14 : 3 | 0 : 2 | 2:00 : 0:00 | 0 : 0 | 0 : 0 |
| 2 | 4 : 0 | 1 : 3 | 7 : 1 | 2 : 2 | 2:00 : 2:00 | 0 : 0 | 0 : 0 |
| 3 | 2 : 1 | 4 : 7 | 9 : 5 | 2 : 0 | 0:00 : 1:10 | 0 : 1 | 0 : 0 |
| Total | 8 : 1 | 8 : 22 | 30 : 9 | 4 : 4 | 4:00 : 3:10 | 0 : 1 | 0 : 0 |

1st Period

| Action | Time | ET/Res | Team | Type | No. | Name | (G) | Name of Assistant(s) / Action Description |
|-------------|--------------|--------------|------------|-----------|-----------|--------------------|-----|-------------------------------------------------------------------|
| GK | 00:00 | | CZE | | 1 | KUDELA M | | - Goalkeeper in |
| GK | 00:00 | | SVK | | 18 | LEPACEK E | | - Goalkeeper in |
| Goal | 04:50 | 1 : 0 | CZE | EQ | 55 | VESELY F | (1) | On Ice CZE 1 12 15 33 55 67 SVK 18 25 33 44 66 98 |
| Penalty | 07:10 | 09:10 | SVK | 2 min. | 33 | HLINKA M | | - Tripping |
| Goal | 12:40 | 2 : 0 | CZE | EQ | 12 | ZIZLAVSKY M | (1) | 19 OHAR A On Ice CZE 1 12 19 74 80 82 SVK 18 11 25 45 66 98 |

2nd Period

| Action | Time | ET/Res | Team | Type | No. | Name | (G) | Name of Assistant(s) / Action Description |
|-------------|--------------|--------------|------------|-----------|-----------|--------------------|-----|--------------------------------------------------------------------------------------|
| Goal | 16:10 | 3 : 0 | CZE | EQ | 12 | ZIZLAVSKY M | (2) | 67 DOLEZAL P 15 ZELINKA R On Ice CZE 1 12 15 33 55 67 SVK 18 11 25 45 66 98 |
| Penalty | 16:58 | 18:58 | SVK | 2 min. | 11 | LIGDA M | | - Interference |
| Goal | 20:05 | 4 : 0 | CZE | EQ | 55 | VESELY F | (2) | 33 HECKO V 12 ZIZLAVSKY M On Ice CZE 1 12 15 33 55 67 SVK 18 11 25 45 66 98 |
| Penalty | 20:51 | 22:51 | CZE | 2 min. | 33 | HECKO V | | - Roughing |
| Goal | 23:15 | 5 : 0 | CZE | EQ | 15 | ZELINKA R | (2) | 33 HECKO V 55 VESELY F On Ice CZE 1 12 15 33 55 67 SVK 18 11 25 33 66 98 |
| Goal | 26:39 | 6 : 0 | CZE | EQ | 67 | DOLEZAL P | (1) | 55 VESELY F On Ice CZE 1 12 15 33 55 67 SVK 18 11 15 25 45 66 |

3rd Period

| Action | Time | ET/Res | Team | Type | No. | Name | (G) | Name of Assistant(s) / Action Description |
|-------------|--------------|--------------|------------|------------|-----------|------------------|-----|------------------------------------------------------------------------------------|
| Penalty | 31:33 | 32:43 | CZE | 2 min. | 74 | GEIER M | | - Tripping |
| Goal | 32:43 | 6 : 1 | SVK | PP1 | 98 | KORMAN D | (1) | 25 JOPPA M 66 FERENCIK S On Ice CZE 1 15 33 55 67 SVK 18 11 25 45 66 98 * |
| Goal | 35:59 | 7 : 1 | CZE | EQ | 15 | ZELINKA R | (3) | 17 PATEK T On Ice CZE 1 15 17 27 47 67 SVK 18 25 44 45 66 98 |
| Goal | 36:10 | 8 : 1 | CZE | EQ | 74 | GEIER M | (2) | On Ice CZE 1 19 29 74 80 82 SVK 18 11 25 33 45 98 |
| GK | 45:00 | | CZE | | | | | 1 KUDELA M - Goalkeeper out |
| GK | 45:00 | | SVK | | | | | 18 LEPACEK E - Goalkeeper out |

Goalkeeper Records

Team : CZE - Czechia

| No. | Name | SOG | SVS | MIP |
|-----|-----------------|-----|-----|-------|
| 1 | KUDELA Martin | 9 | 8 | 45:00 |
| 92 | SEDLACEK Patrik | | | |

Team : SVK - Slovakia

| No. | Name | SOG | SVS | MIP |
|-----|-------------------|-----|-----|-------|
| 18 | LEPACEK Eduard | 30 | 22 | 45:00 |
| 21 | PASTUCHA Miroslav | | | |

Game Statistics

| Team : CZE (Red) | | | | | | | | | | | Shots on Goal | | | | Time on Ice | | | | | | | | |
|------------------|------|---------------------|-----|---|---|---|-----|-----|-----|-------|---------------|---|---|---|-------------|-----|------|------|------|----|-------|-----|------|
| No. | Pos. | Name | Gen | G | A | P | PIM | FO+ | FO- | FO+/- | FO% | 1 | 2 | 3 | OTTS | +/- | 1 | 2 | 3 | OT | TOT | SHF | AVG |
| 12 | F | ZIZLAVSKY Martin +A | M | 2 | 1 | 3 | 0 | 7 | 7 | 0 | 50.00 | 3 | 1 | 0 | 4 | +6 | 7:58 | 5:38 | 5:08 | | 18:44 | 23 | 0:48 |
| 15 | D | ZELINKA Radek +C | M | 2 | 1 | 3 | 0 | 0 | 0 | 0 | 0.00 | 4 | 1 | 2 | 7 | +6 | 9:09 | 8:31 | 8:25 | | 26:05 | 21 | 1:14 |



| Head Coach : NOVOTNY Jakub | | | | | | | | | | | Shots on Goal | | | | Time on Ice | | | | | | | | | |
|----------------------------|------|-----------------|-----|----------|----------|-----------|----------|-----------|-----------|-----------|---------------|-----------|----------|----------|-------------|----|-----|-------|-------|------|----|-------|-----|------|
| No. | Pos. | Name | Gen | G | A | P | PIM | FO+ | FO- | FO+/- | FO% | 1 | 2 | 3 | OT | TS | +/- | 1 | 2 | 3 | OT | TOT | SHF | AVG |
| 33 | F | HECKO Vaclav +A | M | 0 | 2 | 2 | 2 | 0 | 0 | 0 | 0.00 | 1 | 0 | 1 | 2 | 2 | +5 | 8:43 | 4:47 | 4:57 | | 18:27 | 19 | 0:58 |
| 55 | F | VESELY Filip | M | 2 | 2 | 4 | 0 | 0 | 1 | -1 | 0.00 | 2 | 1 | 3 | 6 | 6 | +5 | 10:24 | 5:52 | 5:27 | | 21:43 | 17 | 1:16 |
| 67 | D | DOLEZAL Pavel | M | 1 | 1 | 2 | 0 | 0 | 0 | 0 | 0.00 | 0 | 2 | 0 | 2 | 2 | +6 | 8:01 | 10:20 | 8:18 | | 26:39 | 23 | 1:09 |
| 19 | F | OHAR Alex | M | 0 | 1 | 1 | 0 | 0 | 0 | 0 | 0.00 | 1 | 0 | 0 | 1 | 1 | +2 | 5:34 | 5:52 | 3:15 | | 14:41 | 16 | 0:55 |
| 29 | D | KUBES Pavel | M | 0 | 0 | 0 | 0 | 0 | 0 | 0 | 0.00 | 1 | 1 | 1 | 3 | 3 | +1 | 7:03 | 4:49 | 6:42 | | 18:34 | 23 | 0:48 |
| 74 | F | GEIER Michal | M | 1 | 0 | 1 | 2 | 0 | 0 | 0 | 0.00 | 2 | 0 | 1 | 3 | 3 | +2 | 5:47 | 6:53 | 2:38 | | 15:18 | 18 | 0:51 |
| 80 | D | KAPKO Lukas | M | 0 | 0 | 0 | 0 | 0 | 0 | 0 | 0.00 | 0 | 1 | 0 | 1 | 1 | +2 | 5:45 | 6:20 | 6:35 | | 18:40 | 20 | 0:56 |
| 82 | F | HABL Zdenek | M | 0 | 0 | 0 | 0 | 9 | 8 | 1 | 52.94 | 0 | 0 | 0 | 0 | 0 | +2 | 6:36 | 6:02 | 3:26 | | 16:04 | 18 | 0:53 |
| 17 | F | PATEK Theodor | M | 0 | 1 | 1 | 0 | 0 | 0 | 0 | 0.00 | 0 | 0 | 0 | 0 | 0 | +1 | 0:00 | 2:45 | 6:21 | | 9:06 | 8 | 1:08 |
| 27 | D | VRUBEL David | M | 0 | 0 | 0 | 0 | 0 | 8 | -8 | 0.00 | 0 | 0 | 1 | 1 | 1 | +1 | 0:00 | 3:01 | 6:33 | | 9:34 | 8 | 1:11 |
| 47 | F | ONDRAK David | M | 0 | 0 | 0 | 0 | 0 | 0 | 0 | 0.00 | 0 | 0 | 0 | 0 | 0 | +1 | 0:00 | 2:10 | 6:15 | | 8:25 | 8 | 1:03 |
| 1 | GK | KUDELA Martin | M | 0 | 0 | 0 | 0 | | | | | 0 | 0 | 0 | 0 | 0 | | | | | | | | |
| 92 | GK | SEDLACEK Patrik | M | 0 | 0 | 0 | 0 | | | | | 0 | 0 | 0 | 0 | 0 | | | | | | | | |
| Total | | | | 8 | 9 | 17 | 4 | 16 | 24 | -8 | 40.00 | 14 | 7 | 9 | 30 | | | | | | | | | |

Team : SVK (White)

| Head Coach : HRICKO Ivan | | | | | | | | | | | Shots on Goal | | | | Time on Ice | | | | | | | | | |
|--------------------------|------|-------------------|-----|----------|----------|----------|----------|-----------|-----------|----------|---------------|----------|----------|----------|-------------|----|-----|-------|-------|-------|----|-------|-----|------|
| No. | Pos. | Name | Gen | G | A | P | PIM | FO+ | FO- | FO+/- | FO% | 1 | 2 | 3 | OT | TS | +/- | 1 | 2 | 3 | OT | TOT | SHF | AVG |
| 11 | F | LIGDA Marian +A | M | 0 | 0 | 2 | 2 | 1 | 1 | 66.67 | 0 | 0 | 1 | 1 | 1 | 1 | -6 | 12:24 | 10:43 | 12:59 | | 36:06 | 10 | 3:36 |
| 25 | F | JOPPA Martin +C | M | 0 | 1 | 1 | 0 | 13 | 13 | 0 | 50.00 | 3 | 1 | 1 | 5 | 5 | -8 | 14:45 | 12:50 | 15:00 | | 42:35 | 6 | 7:05 |
| 33 | D | HLINKA Michal +A | M | 0 | 0 | 0 | 2 | 0 | 0 | 0 | 0.00 | 0 | 0 | 0 | 0 | 0 | -3 | 9:44 | 7:57 | 9:20 | | 27:01 | 16 | 1:41 |
| 66 | D | FERENCIK Slavomir | M | 0 | 1 | 1 | 0 | 7 | 2 | 5 | 77.78 | 0 | 0 | 0 | 0 | 0 | -7 | 9:36 | 9:36 | 11:03 | | 30:15 | 12 | 2:31 |
| 98 | F | KORMAN David | M | 1 | 0 | 1 | 0 | 2 | 0 | 2 | 100.00 | 0 | 0 | 1 | 1 | 1 | -7 | 14:41 | 13:15 | 15:00 | | 42:56 | 6 | 7:09 |
| 7 | F | STASAK Miroslav | M | 0 | 0 | 0 | 0 | 0 | 0 | 0 | 0.00 | 0 | 0 | 0 | 0 | 0 | 0 | 0:00 | 0:00 | 0:00 | | 0:00 | 0 | 0:00 |
| 15 | F | GARBIAR Jozef | M | 0 | 0 | 0 | 0 | 0 | 0 | 0 | 0.00 | 0 | 0 | 0 | 0 | 0 | -1 | 0:00 | 2:31 | 0:00 | | 2:31 | 2 | 1:15 |
| 44 | F | TURIC Robert | M | 0 | 0 | 0 | 0 | 0 | 0 | 0 | 0.00 | 0 | 0 | 2 | 2 | 2 | -2 | 3:19 | 3:41 | 1:50 | | 8:50 | 8 | 1:06 |
| 45 | F | VECEREK Milos | M | 0 | 0 | 0 | 0 | 0 | 0 | 0 | 0.00 | 0 | 0 | 0 | 0 | 0 | -6 | 8:31 | 12:27 | 9:48 | | 30:46 | 11 | 2:47 |
| 18 | GK | LEPACEK Eduard | M | 0 | 0 | 0 | 0 | | | | | 0 | 0 | 0 | 0 | 0 | | | | | | | | |
| 21 | GK | PASTUCHA Miroslav | M | 0 | 0 | 0 | 0 | | | | | 0 | 0 | 0 | 0 | 0 | | | | | | | | |
| Total | | | | 1 | 2 | 3 | 4 | 24 | 16 | 8 | 60.00 | 3 | 1 | 5 | 9 | | | | | | | | | |

Group B

| R | Team | GP | W | OTW | OTL | L | GDF | GF:GA | PTS |
|---|------|----|---|-----|-----|---|-----|--------|-----|
| 1 | CZE | 2 | 2 | 0 | 0 | 0 | +8 | 11 : 3 | 6 |
| 2 | CAN | 1 | 1 | 0 | 0 | 0 | +8 | 8 : 0 | 3 |
| 3 | JPN | 1 | 0 | 0 | 0 | 1 | -1 | 2 : 3 | 0 |
| 4 | SVK | 2 | 0 | 0 | 0 | 2 | -15 | 1 : 16 | 0 |

| | CAN | CZE | JPN | SVK |
|-----|------------------|------------------|------------------|------------------|
| CAN | | TUE 10 MAR 17:05 | MON 09 MAR 20:35 | 8:0 |
| CZE | TUE 10 MAR 17:05 | | 3:2 | 8:1 |
| JPN | MON 09 MAR 20:35 | 2:3 | | TUE 10 MAR 20:35 |
| SVK | 0:8 | 1:8 | TUE 10 MAR 20:35 | |

| Legend: | | | |
|---------|-----------------------|--------|---------------------------------|
| (G) | Goals in tournament | * | Does not count for Plus/minus |
| +C | Captain | A | Assists |
| EQ | Equal strength | ET/Res | Penalty end time/Result of game |
| FO+ | Face-offs won | FO- | Face-offs lost |
| GA | Goals against | GDF | Goal difference |
| GK | Goalkeeper | GP | Games played |
| MIP | Minutes in play (GK) | No. | Jersey number |
| OTW | Overtime wins | P | Points |
| PP1 | Power play - 1 player | PPG | Power play goals |
| SHF | Number of shifts | SHG | Shorthanded goals |
| TOT | Total | TPP | Time on power play |
| +/- | Plus/minus net | AVG | Average time on ice / shift |
| F | Forward | Gen | Gender |
| FO+/- | Face-offs net | L | Losses |
| OT | Overtime | OT | Overtime |
| PIM | Penalties in minutes | Pos. | Position |
| PTS | Points | R | Rank |
| SOG | Shots on goal | SVS | Saves |
| TS | Total shots | W | Wins |
| +A | Alternate Captain | D | Defender |
| FO% | % Face-offs won | G | Goals |
| G | Goals | GF | Goals for |
| M | Male | M | Male |
| OTL | Overtime losses | OTL | Overtime losses |



Shot Chart
Tabella azioni di tiro

CZE - SVK



1st Period



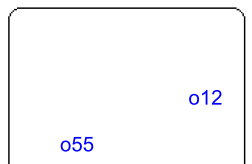
Shots by CZE

Goal (o): 2

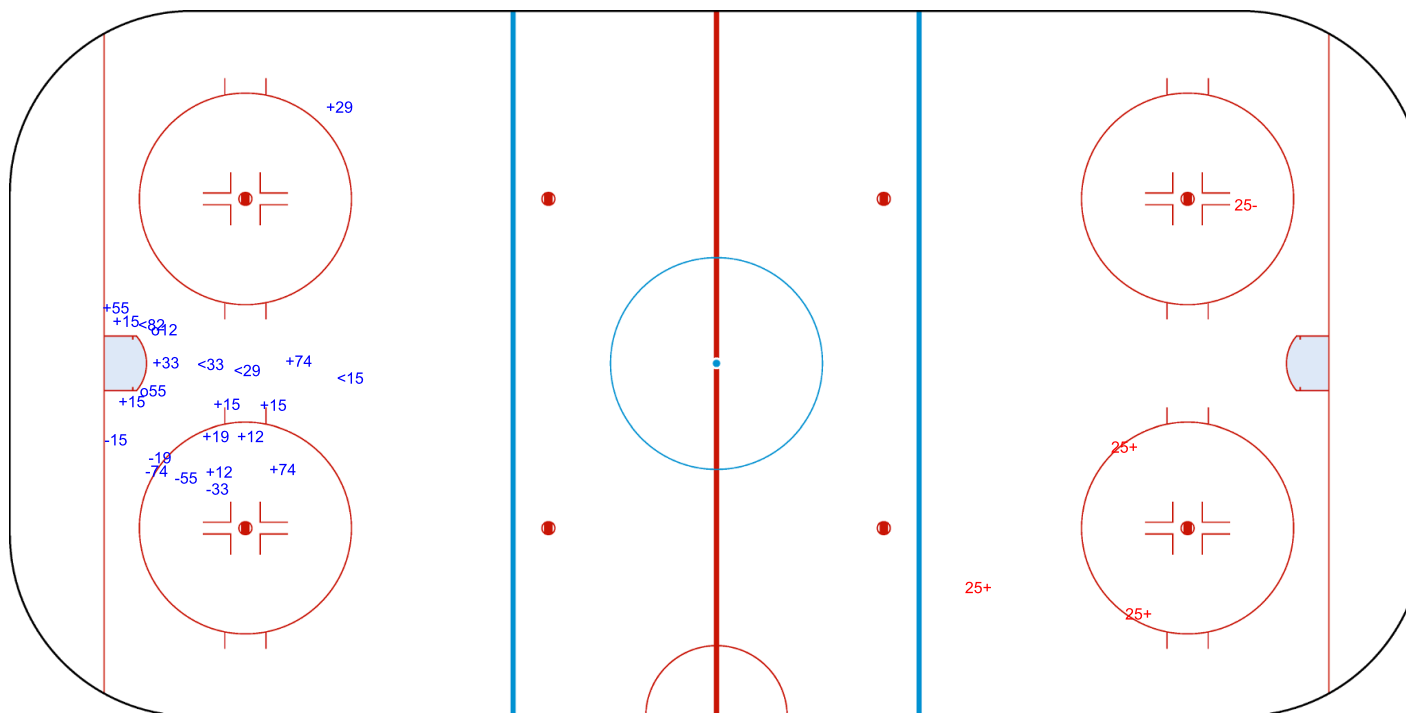
Save (+): 12

Block (<): 4

Miss (-): 5



GK 18 of SVK



Shots by SVK

Goal (o): 0

Save (+): 3

Block (>): 0

Miss (-): 1



GK 1 of CZE



Shots by SVK

Goal (o): 0

Save (+): 1

Block (<): 2

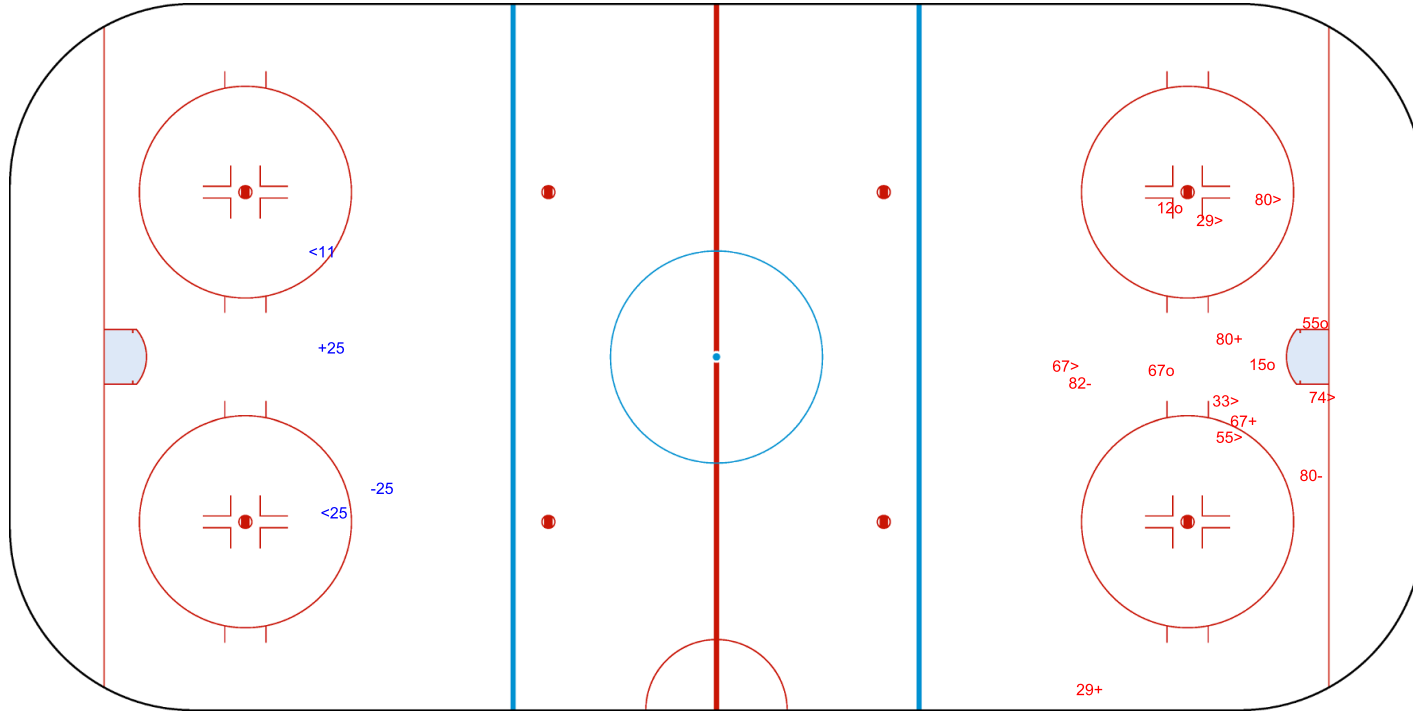
Miss (-): 1



GK 1 of CZE



2nd Period




Shots by CZE

Goal (o): 4

Save (+): 3

Block (>): 6

Miss (-): 2




GK 18 of SVK



Shots by CZE

Goal (o): 2 Save (+): 7

Block (<): 4 Miss (-): 4



GK 18 of SVK




3rd Period



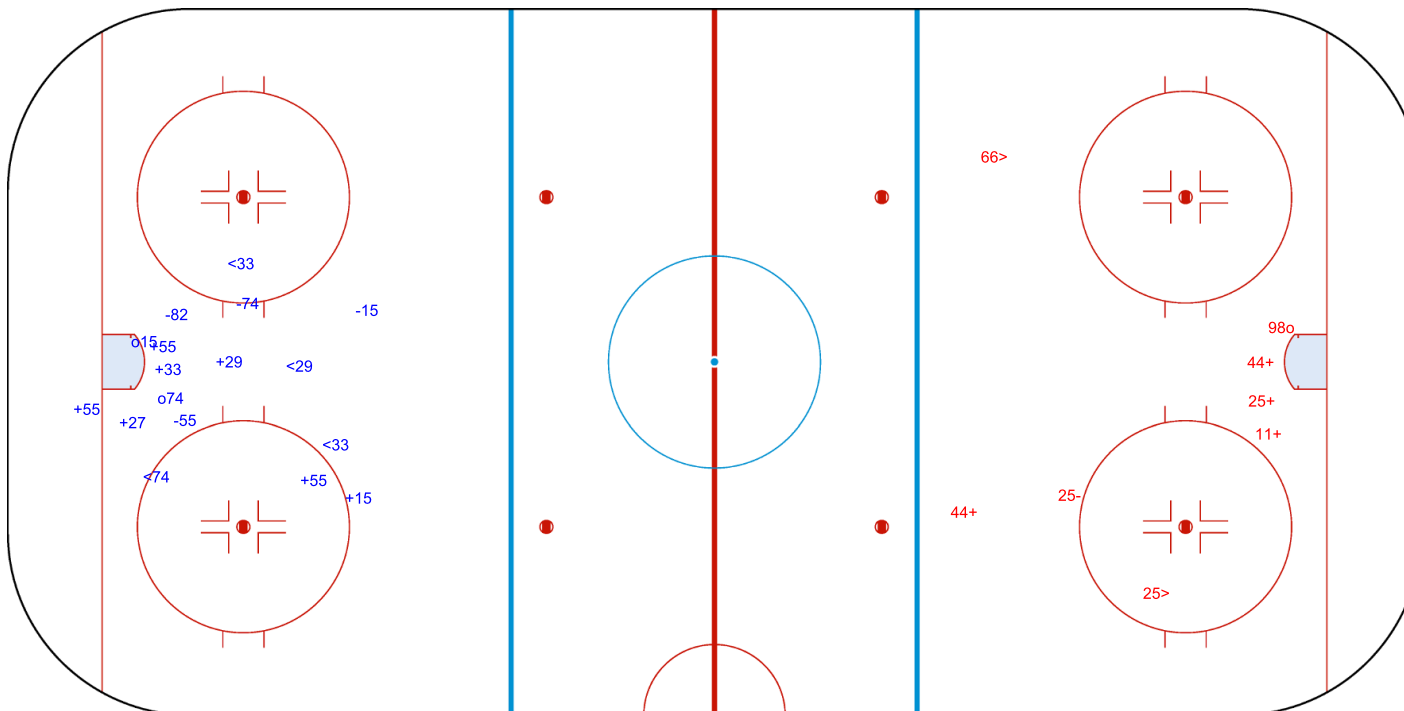
Shots by SVK

Goal (o): 1 Save (+): 4

Block (>): 2 Miss (-): 1



GK 1 of CZE



Legend:

GK

Goalkeeper



Face-off Chart

Tabella ingaggi

CZE - SVK

1st PERIOD

| | CZE | | SVK | | CZE | | SVK | | CZE | | SVK | | Total wins all zones |
|---------------------|-----------|-----------|--------------|--------------|-----------|-----------|-----------|-----------|-----------|-----------|------------|------------|-------------------------|
| | Def. zone | Att. zone | Neutral zone | Neutral zone | Att. zone | Def. zone | Att. zone | Def. zone | Att. zone | Def. zone | Total wins | Total wins | |
| | + 82 | - 66 | + 12 | - 25 | - 82 | + 25 | | | | | | | |
| | + 12 | - 25 | + 82 | - 25 | - 12 | + 98 | | | | | | | |
| | | | - 12 | + 25 | + 82 | - 11 | | | | | | | |
| | | | - 12 | + 66 | - 82 | + 25 | | | | | | | |
| | | | - 12 | + 66 | + 82 | - 25 | | | | | | | |
| | | | + 12 | - 66 | - 82 | + 25 | | | | | | | |
| Total wins / period | 2 / 100% | 0 / 0% | 3 / 50% | 3 / 50% | 2 / 33% | 4 / 67% | 7 / 50% | 7 / 50% | | | | | |

2nd PERIOD

| | CZE | | SVK | | CZE | | SVK | | CZE | | SVK | | Total wins all zones |
|---------------------|-----------|-----------|--------------|--------------|-----------|-----------|-----------|-----------|-----------|-----------|------------|------------|-------------------------|
| | Def. zone | Att. zone | Neutral zone | Neutral zone | Att. zone | Def. zone | Att. zone | Def. zone | Att. zone | Def. zone | Total wins | Total wins | |
| | - 27 | + 98 | + 12 | - 25 | + 12 | - 25 | | | | | | | |
| | | | + 82 | - 25 | - 12 | + 66 | | | | | | | |
| | | | - 82 | + 25 | - 27 | + 25 | | | | | | | |
| | | | + 12 | - 25 | - 82 | + 11 | | | | | | | |
| | | | - 82 | + 66 | | | | | | | | | |
| | | | - 82 | + 25 | | | | | | | | | |
| | | | - 12 | + 11 | | | | | | | | | |
| Total wins / period | 0 / 0% | 1 / 100% | 3 / 43% | 4 / 57% | 1 / 25% | 3 / 75% | 4 / 33% | 8 / 67% | | | | | |

3rd PERIOD

| | CZE | | SVK | | CZE | | SVK | | CZE | | SVK | | Total wins all zones |
|---------------------|-----------|-----------|--------------|--------------|-----------|-----------|-----------|-----------|-----------|-----------|------------|------------|-------------------------|
| | Def. zone | Att. zone | Neutral zone | Neutral zone | Att. zone | Def. zone | Att. zone | Def. zone | Att. zone | Def. zone | Total wins | Total wins | |
| | - 82 | + 66 | + 12 | - 25 | - 12 | + 25 | | | | | | | |
| | - 55 | + 66 | - 27 | + 66 | + 82 | - 25 | | | | | | | |
| | | | + 82 | - 25 | - 27 | + 25 | | | | | | | |
| | | | + 82 | - 25 | - 27 | + 25 | | | | | | | |
| | | | | | - 27 | + 25 | | | | | | | |
| | | | | | + 82 | - 25 | | | | | | | |
| | | | | | - 27 | + 25 | | | | | | | |
| | | | | | - 27 | + 25 | | | | | | | |
| Total wins / period | 0 / 0% | 2 / 100% | 3 / 75% | 1 / 25% | 2 / 25% | 6 / 75% | 5 / 36% | 9 / 64% | | | | | |

TOTAL

| | CZE | | SVK | | CZE | | SVK | | CZE | | SVK | | Total wins all zones |
|-------------------|-----------|-----------|--------------|--------------|-----------|-----------|-----------|-----------|-----------|-----------|------------|------------|-------------------------|
| | Def. zone | Att. zone | Neutral zone | Neutral zone | Att. zone | Def. zone | Att. zone | Def. zone | Att. zone | Def. zone | Total wins | Total wins | |
| Total wins / game | 2 / 40% | 3 / 60% | 9 / 53% | 8 / 47% | 5 / 28% | 13 / 72% | 16 / 40% | 24 / 60% | | | | | |



HEAD TO HEAD

| | | SVK | | | | | | | | |
|-----------------|-------------------|-------------------|-------------------|-------------------|-------------------|-----------|-------------------|------------------|------------------|------------------|
| | No. | 11 | 25 | 66 | 98 | Tot. | wins CZE | Dz | Nz | Az |
| CZE | 12 | 0 - 1 | 6 - 2 | 1 - 3 | 0 - 1 | 14 | 7 50% | 1 100% | 5 56% | 1 25% |
| | 27 | | 0 - 6 | 0 - 1 | 0 - 1 | 8 | 0 0% | 0 0% | 0 0% | 0 0% |
| | 55 | | | 0 - 1 | | 1 | 0 0% | 0 0% | | |
| | 82 | 1 - 1 | 7 - 5 | 1 - 2 | | 17 | 9 53% | 1 50% | 4 57% | 4 50% |
| | Tot. | 3 | 26 | 9 | 2 | 40 | 16 40% | 2 40% | 9 53% | 5 28% |
| wins SVK | 2 67% | 13 50% | 7 78% | 2 100% | 24 60% | | | | | |
| Dz | 1 50% | 10 71% | 1 100% | 1 100% | 13 72% | | | | | |
| Nz | 1 100% | 3 27% | 4 80% | | 8 47% | | | | | |
| Az | | 0 0% | 2 67% | 1 100% | 3 60% | | | | | |

Legend:

| | | | | | | | |
|-------------|---------------|-----------|----------------|-------------|------------------------|-----------|----------------|
| Att. | Attacking | Az | Attacking zone | Def. | Defending | Dz | Defending zone |
| No. | Jersey number | Nz | Neutral zone | Tot. | Total face-offs played | | |



Line-Ups

Formazioni

GER - USA

Referee

FERGENBAUM Matthew (CAN)

Linespersons

RUNDSTROM Tony (SWE), WIEST Alexander (ITA)

Goalkeepers

Team: GER

| No. | Name | Gen |
|-----|----------------|-----|
| 22 | MUEHLHANS Veit | M |
| 47 | KUNST Simon | M |

Team: USA

| No. | Name | Gen |
|-----|-----------------|-----|
| 29 | LAMARRE Griffin | M |
| 32 | LEE Jen | M |

Team Line-ups

Team: GER (Black)

| No. | Pos. | Name | Gen |
|-----|------|--------------------------|-----|
| 6 | D | RAEDLER Hugo | M |
| 55 | D | STUMPE Sven | M |
| 3 | F | DISVELD Bas | M |
| 8 | F | RENNHACK Frank +A | M |
| 43 | F | HERING Bernhard | M |
| 33 | D | KUHLI-LAUENSTEIN Ingo +A | M |
| 44 | D | BRELAGE Malte +C | M |
| 7 | F | REIMANN Leopold | M |
| 27 | F | MALCHIN Marcel Nicolas | M |
| 97 | F | SCHRADER Felix | M |
| 21 | D | BETZ Steven | M |
| 14 | F | BUSSMANN Jano | M |
| 77 | F | WEDDE Joerg | M |

Head Coach: WILLMANN Peter

NOT DRESSED:

| | | | |
|----|---|------------------|---|
| 12 | F | JASTER Christian | M |
| 83 | D | PILZ Christian | M |

Team: USA (White)

| No. | Pos. | Name | Gen |
|-----|------|------------------|-----|
| 22 | D | GROVE Noah | M |
| 27 | D | PAULS Josh +C | M |
| 4 | F | ROYBAL Brody | M |
| 10 | F | BOLTON Brett | M |
| 16 | F | FARMER Declan +A | M |
| 8 | D | WALLACE Jack | M |
| 11 | D | UTHKE Landon | M |
| 9 | F | DODSON Travis +A | M |
| 37 | F | EUSTACE David | M |
| 88 | F | McKEE Kevin | M |
| 7 | F | BEASLEY Kayden | M |
| 18 | F | NICHOLS Evan | M |
| 19 | F | JONES Malik | M |

Head Coach: HOFF David

NOT DRESSED:

| | | | |
|----|---|------------------|---|
| 23 | D | CUNNINGHAM Liam | M |
| 24 | F | MISIEWICZ Joshua | M |

Legend:

| | | | | | | | |
|------------|-------------------|-----------|---------|------------|---------------|-------------|----------|
| +A | Alternate Captain | +C | Captain | D | Defender | F | Forward |
| Gen | Gender | M | Male | No. | Jersey number | Pos. | Position |



Graphical Line-ups

Schema grafico formazioni

GER - USA

Referee

FERGENBAUM Matthew (CAN)

Linespersons

RUNDSTROM Tony (SWE), WIEST Alexander (ITA)

Team: GER - Germany (Black)

Head Coach: WILLMANN Peter

| | | |
|-------------------------------------|-------------------------------|-------------------------------|
| | S1 22 MUEHLHANS Veit | |
| | 47 KUNST Simon | |
| 3 DISVELD Bas | S4 8 RENNHACK Frank +A | S6 43 HERING Bernhard |
| | S2 6 RAEDLER Hugo | 55 STUMPE Sven |
| S5 27 MALCHIN Marcel Nicolas | 97 SCHRADER Felix | 7 REIMANN Leopold |
| | 33 KUHLI-LAUENSTEIN Ingo +A | S3 44 BRELAGE Malte +C |
| 14 BUSSMANN Jano | 77 WEDDE Joerg | |
| | 21 BETZ Steven | |
| | | |
| | | |

Team: USA - United States of America (White)

Head Coach: HOFF David

| | | |
|--------------------------|-------------------------------|---------------------------|
| | S1 29 LAMARRE Griffin | |
| | 32 LEE Jen | |
| S4 4 ROYBAL Brody | S6 16 FARMER Declan +A | S5 10 BOLTON Brett |
| | S3 27 PAULS Josh +C | S2 22 GROVE Noah |
| 37 EUSTACE David | 9 DODSON Travis +A | 88 McKEE Kevin |
| | 8 WALLACE Jack | 11 UTHKE Landon |
| 7 BEASLEY Kayden | 18 NICHOLS Evan | 19 JONES Malik |
| | | |
| | | |

Legend:

+A Alternate Captain

+C Captain

Sn Starting position



Game Summary

Tabella riassuntiva partita

GER - USA 0 - 13 (0 - 6 , 0 - 5 , 0 - 2)

| Spectators | Referee | Linespersons |
|------------|--------------------------|----------------------------------------------|
| 1284 | FERGENBAUM Matthew (CAN) | RUNDSTROM Tony (SWE) , WIEST Alexander (ITA) |

Team Statistics

| Period | Score | SVS | SOG | PIM | TPP | PPG | SHG |
|--------------|---------------|---------------|---------------|--------------|--------------------|--------------|--------------|
| 1 | 0 : 6 | 10 : 1 | 1 : 16 | 2 : 0 | 0:00 : 1:25 | 0 : 1 | 0 : 0 |
| 2 | 0 : 5 | 4 : 0 | 0 : 9 | 0 : 2 | 2:00 : 0:00 | 0 : 0 | 0 : 0 |
| 3 | 0 : 2 | 14 : 0 | 0 : 16 | 0 : 0 | 0:00 : 0:00 | 0 : 0 | 0 : 0 |
| Total | 0 : 13 | 28 : 1 | 1 : 41 | 2 : 2 | 2:00 : 1:25 | 0 : 1 | 0 : 0 |

1st Period

| Action | Time | ET/Res | Team | Type | No. | Name | (G) | Name of Assistant(s) / Action Description |
|---------|-------|--------|------|--------|-----|-------------|-----|----------------------------------------------------------------------------------|
| GK | 00:00 | | GER | | 22 | MUEHLHANS V | | - Goalkeeper in |
| GK | 00:00 | | USA | | 29 | LAMARRE G | | - Goalkeeper in |
| Goal | 00:58 | 0 : 1 | USA | EQ | 16 | FARMER D | (5) | 4 ROYBAL B On Ice GER 22 6 8 27 43 44 USA 29 4 10 16 22 27 |
| Goal | 02:52 | 0 : 2 | USA | EQ | 16 | FARMER D | (6) | 19 JONES M 22 GROVE N On Ice GER 22 14 33 55 77 97 USA 29 4 16 19 22 27 |
| Goal | 06:31 | 0 : 3 | USA | EQ | 16 | FARMER D | (7) | 27 PAULS J 22 GROVE N On Ice GER 22 8 27 33 43 44 USA 29 4 10 16 22 27 |
| Goal | 07:02 | 0 : 4 | USA | EQ | 37 | EUSTACE D | (3) | 9 DODSON T 8 WALLACE J On Ice GER 22 14 33 55 77 97 USA 29 8 9 11 37 88 |
| Penalty | 08:19 | 09:44 | GER | 2 min. | 43 | HERING B | | - Holding |
| Goal | 09:44 | 0 : 5 | USA | PP1 | 37 | EUSTACE D | (4) | 8 WALLACE J 11 UTHKE L On Ice GER 22 14 33 44 97 USA 29 8 9 11 37 88 * |
| Goal | 14:32 | 0 : 6 | USA | EQ | 7 | BEASLEY K | (2) | 19 JONES M 18 NICHOLS E On Ice GER 22 3 6 7 21 44 USA 29 7 8 11 18 19 |

2nd Period

| Action | Time | ET/Res | Team | Type | No. | Name | (G) | Name of Assistant(s) / Action Description |
|---------|-------|--------|------|--------|-----|--------------|-----|-----------------------------------------------------------------------------------|
| Goal | 18:10 | 0 : 7 | USA | EQ | 10 | BOLTON B | (3) | 16 FARMER D 8 WALLACE J On Ice GER 22 6 8 27 43 44 USA 29 4 8 10 11 16 |
| Goal | 18:29 | 0 : 8 | USA | EQ | 8 | WALLACE J | (2) | 16 FARMER D 11 UTHKE L On Ice GER 22 14 33 55 77 97 USA 29 4 8 10 11 16 |
| Goal | 19:21 | 0 : 9 | USA | EQ | 37 | EUSTACE D | (5) | On Ice GER 22 3 7 21 33 55 USA 29 8 9 11 37 88 |
| Goal | 21:20 | 0 : 10 | USA | EQ | 16 | FARMER D | (8) | 4 ROYBAL B 10 BOLTON B On Ice GER 22 6 8 27 44 97 USA 29 4 8 10 11 16 |
| Goal | 21:42 | 0 : 11 | USA | EQ | 10 | BOLTON B | (4) | 16 FARMER D 8 WALLACE J On Ice GER 22 14 33 55 77 97 USA 29 4 8 10 11 16 |
| Penalty | 26:10 | 28:10 | USA | 2 min. | - | Team penalty | | - Too Many Players / Served by: 10 BOLTON B |

3rd Period

| Action | Time | ET/Res | Team | Type | No. | Name | (G) | Name of Assistant(s) / Action Description |
|--------|-------|--------|------|------|-----|-----------|-----|----------------------------------------------------------------------|
| Goal | 32:44 | 0 : 12 | USA | EQ | 7 | BEASLEY K | (3) | 18 NICHOLS E On Ice GER 22 14 33 55 77 97 USA 29 7 18 19 22 27 |
| Goal | 38:10 | 0 : 13 | USA | EQ | 8 | WALLACE J | (3) | On Ice GER 22 8 14 33 55 97 USA 29 4 8 10 16 27 |
| GK | 45:00 | | GER | | | | | 22 MUEHLHANS V - Goalkeeper out |
| GK | 45:00 | | USA | | | | | 29 LAMARRE G - Goalkeeper out |

Goalkeeper Records

Team : GER - Germany

Team : USA - United States of America

| No. | Name | SOG | SVS | MIP |
|-----|----------------|-----|-----|-------|
| 22 | MUEHLHANS Veit | 41 | 28 | 45:00 |
| 47 | KUNST Simon | | | |

| No. | Name | SOG | SVS | MIP |
|-----|-----------------|-----|-----|-------|
| 29 | LAMARRE Griffin | 1 | 1 | 45:00 |
| 32 | LEE Jen | | | |



Game Statistics

Team : GER (Black)

Head Coach : WILLMANN Peter

| No. | Pos. | Name | Gen | G | A | P | PIM | FO+ | FO- | FO+/- | FO% | Shots on Goal | | | | +/- | Time on Ice | | | | | |
|--------------|------|--------------------------|-----|----------|----------|----------|----------|-----------|-----------|------------|--------------|---------------|----------|----------|----------|-----|-------------|-------|-------|-------|-----|------|
| | | | | | | | | | | | | 1 | 2 | 3 | OTTS | | 1 | 2 | 3 | OT | TOT | SHF |
| 3 | F | DISVELD Bas | M | 0 | 0 | 0 | 0 | 6 | 8 | -2 | 42.86 | 0 | 0 | 0 | 0 | -2 | 5:38 | 7:18 | 5:53 | 18:49 | 11 | 1:42 |
| 6 | D | RAEDLER Hugo | M | 0 | 0 | 0 | 0 | 0 | 0 | 0 | 0.00 | 0 | 0 | 0 | 0 | -4 | 7:06 | 5:09 | 8:30 | 20:45 | 14 | 1:28 |
| 8 | F | RENNHACK Frank +A | M | 0 | 0 | 0 | 0 | 1 | 1 | 0 | 50.00 | 0 | 0 | 0 | 0 | -5 | 3:48 | 10:17 | 6:22 | 20:27 | 15 | 1:21 |
| 43 | F | HERING Bernhard | M | 0 | 0 | 0 | 2 | 7 | 8 | -1 | 46.67 | 0 | 0 | 0 | 0 | -3 | 4:25 | 9:52 | 4:51 | 19:08 | 14 | 1:22 |
| 55 | D | STUMPE Sven | M | 0 | 0 | 0 | 0 | 0 | 0 | 0 | 0.00 | 0 | 0 | 0 | 0 | -7 | 6:49 | 6:01 | 5:15 | 18:05 | 15 | 1:12 |
| 7 | F | REIMANN Leopold | M | 0 | 0 | 0 | 0 | 0 | 0 | 0 | 0.00 | 0 | 0 | 0 | 0 | -2 | 4:54 | 5:01 | 5:39 | 15:34 | 12 | 1:17 |
| 27 | F | MALCHIN Marcel Nicolas | M | 0 | 0 | 0 | 0 | 0 | 0 | 0 | 0.00 | 0 | 0 | 0 | 0 | -4 | 3:45 | 5:05 | 5:48 | 14:38 | 14 | 1:02 |
| 33 | D | KUHLI-LAUENSTEIN Ingo +A | M | 0 | 0 | 0 | 0 | 0 | 0 | 0 | 0.00 | 0 | 0 | 0 | 0 | -8 | 7:58 | 9:33 | 6:25 | 23:56 | 14 | 1:42 |
| 44 | D | BRELAGE Malte +C | M | 0 | 0 | 0 | 0 | 0 | 0 | 0 | 0.00 | 0 | 0 | 0 | 0 | -5 | 8:07 | 5:09 | 10:03 | 23:19 | 16 | 1:27 |
| 97 | F | SCHRADER Felix | M | 0 | 0 | 0 | 0 | 0 | 0 | 0 | 0.00 | 1 | 0 | 0 | 1 | -7 | 4:59 | 4:16 | 3:06 | 12:21 | 13 | 0:57 |
| 14 | F | BUSSMANN Jano | M | 0 | 0 | 0 | 0 | 3 | 11 | -8 | 21.43 | 0 | 0 | 0 | 0 | -6 | 6:23 | 0:44 | 3:16 | 10:23 | 14 | 0:44 |
| 21 | D | BETZ Steven | M | 0 | 0 | 0 | 0 | 0 | 0 | 0 | 0.00 | 0 | 0 | 0 | 0 | -2 | 3:36 | 2:14 | 5:31 | 11:21 | 10 | 1:08 |
| 77 | F | WEDDE Joerg | M | 0 | 0 | 0 | 0 | 0 | 0 | 0 | 0.00 | 0 | 0 | 0 | 0 | -5 | 6:07 | 4:21 | 4:21 | 14:49 | 14 | 1:03 |
| 22 | GK | MUEHLHANS Veit | M | 0 | 0 | 0 | 0 | | | | | 0 | 0 | 0 | 0 | | | | | | | |
| 47 | GK | KUNST Simon | M | 0 | 0 | 0 | 0 | | | | | 0 | 0 | 0 | 0 | | | | | | | |
| Total | | | | 0 | 0 | 0 | 2 | 17 | 28 | -11 | 37.78 | 1 | 0 | 0 | 1 | | | | | | | |

Team : USA (White)

Head Coach : HOFF David

| No. | Pos. | Name | Gen | G | A | P | PIM | FO+ | FO- | FO+/- | FO% | Shots on Goal | | | | +/- | Time on Ice | | | | | | |
|--------------|------|------------------|-----|-----------|-----------|-----------|----------|-----------|-----------|-----------|--------------|---------------|----------|-----------|-----------|-----|-------------|------|------|-------|-----|------|-----|
| | | | | | | | | | | | | 1 | 2 | 3 | OTTS | | 1 | 2 | 3 | OT | TOT | SHF | AVG |
| 4 | F | ROYBAL Brody | M | 0 | 2 | 2 | 0 | 0 | 0 | 0 | 0.00 | 3 | 1 | 4 | 8 | +8 | 6:01 | 4:32 | 6:17 | 16:50 | 15 | 1:07 | |
| 10 | F | BOLTON Brett | M | 2 | 1 | 3 | 0 | 0 | 0 | 0 | 0.00 | 2 | 3 | 1 | 6 | +7 | 5:36 | 4:40 | 5:58 | 16:14 | 15 | 1:04 | |
| 16 | F | FARMER Declan +A | M | 4 | 3 | 7 | 0 | 7 | 8 | -1 | 46.67 | 3 | 1 | 0 | 4 | +8 | 5:43 | 4:51 | 5:42 | 16:16 | 15 | 1:05 | |
| 22 | D | GROVE Noah | M | 0 | 2 | 2 | 0 | 0 | 0 | 0 | 0.00 | 0 | 0 | 1 | 1 | +4 | 7:35 | 7:56 | 7:03 | 22:34 | 20 | 1:07 | |
| 27 | D | PAULS Josh +C | M | 0 | 1 | 1 | 0 | 0 | 0 | 0 | 0.00 | 0 | 0 | 1 | 1 | +5 | 7:28 | 7:44 | 6:27 | 21:39 | 20 | 1:04 | |
| 8 | D | WALLACE Jack | M | 2 | 4 | 6 | 0 | 0 | 0 | 0 | 0.00 | 3 | 1 | 2 | 6 | +8 | 7:36 | 6:43 | 7:07 | 21:26 | 18 | 1:11 | |
| 9 | F | DODSON Travis +A | M | 0 | 1 | 1 | 0 | 1 | 2 | -1 | 33.33 | 0 | 1 | 0 | 1 | +2 | 4:20 | 5:05 | 4:56 | 14:21 | 14 | 1:01 | |
| 11 | D | UTHKE Landon | M | 0 | 2 | 2 | 0 | 0 | 0 | 0 | 0.00 | 0 | 0 | 4 | 4 | +7 | 7:21 | 7:37 | 9:23 | 24:21 | 18 | 1:21 | |
| 37 | F | EUSTACE David | M | 3 | 0 | 3 | 0 | 12 | 3 | 9 | 80.00 | 3 | 1 | 0 | 4 | +2 | 5:06 | 4:59 | 5:05 | 15:10 | 15 | 1:00 | |
| 88 | F | McKEE Kevin | M | 0 | 0 | 0 | 0 | 1 | 1 | 0 | 50.00 | 0 | 0 | 0 | 0 | +2 | 4:54 | 4:29 | 6:08 | 15:31 | 13 | 1:11 | |
| 7 | F | BEASLEY Kayden | M | 2 | 0 | 2 | 0 | 0 | 0 | 0 | 0.00 | 1 | 0 | 1 | 2 | +2 | 4:36 | 3:49 | 3:24 | 11:49 | 11 | 1:04 | |
| 18 | F | NICHOLS Evan | M | 0 | 2 | 2 | 0 | 7 | 3 | 4 | 70.00 | 0 | 0 | 2 | 2 | +2 | 4:22 | 5:20 | 3:45 | 13:27 | 13 | 1:02 | |
| 19 | F | JONES Malik | M | 0 | 2 | 2 | 0 | 0 | 0 | 0 | 0.00 | 1 | 1 | 0 | 2 | +3 | 4:30 | 5:15 | 3:45 | 13:30 | 13 | 1:02 | |
| 29 | GK | LAMARRE Griffin | M | 0 | 0 | 0 | 0 | | | | | 0 | 0 | 0 | 0 | | | | | | | | |
| 32 | GK | LEE Jen | M | 0 | 0 | 0 | 0 | | | | | 0 | 0 | 0 | 0 | | | | | | | | |
| Total | | | | 13 | 20 | 33 | 0 | 28 | 17 | 11 | 62.22 | 16 | 9 | 16 | 41 | | | | | | | | |

Group A

| R | Team | GP | W | OTW | OTL | L | GDF | GF : GA | PTS |
|---|------|----|---|-----|-----|---|-----|---------|-----|
| 1 | USA | 2 | 2 | 0 | 0 | 0 | +26 | 27 : 1 | 6 |
| 2 | CHN | 2 | 2 | 0 | 0 | 0 | +22 | 23 : 1 | 6 |
| 3 | ITA | 2 | 0 | 0 | 0 | 2 | -23 | 2 : 25 | 0 |
| 4 | GER | 2 | 0 | 0 | 0 | 2 | -25 | 0 : 25 | 0 |

| | CHN | GER | ITA | USA |
|-----|------------------|------------------|------------------|------------------|
| CHN | | 12:0 | 11:1 | TUE 10 MAR 13:35 |
| GER | 0:12 | | TUE 10 MAR 10:05 | 0:13 |
| ITA | 1:11 | TUE 10 MAR 10:05 | | 1:14 |
| USA | TUE 10 MAR 13:35 | 13:0 | 14:1 | |



| Legend: | | | | | |
|----------------------------------|---------------|---------------------------------|--------------|-----------------------------|-----------------------------|
| (G) Goals in tournament | * | Does not count for Plus/minus | +/- | Plus/minus net | +A Alternate Captain |
| +C Captain | A | Assists | AVG | Average time on ice / shift | D Defender |
| EQ Equal strength | ET/Res | Penalty end time/Result of game | F | Forward | FO% % Face-offs won |
| FO+ Face-offs won | FO- | Face-offs lost | FO+/- | Face-offs net | G Goals |
| GA Goals against | GDF | Goal difference | Gen | Gender | GF Goals for |
| GK Goalkeeper | GP | Games played | L | Losses | M Male |
| MIP Minutes in play (GK) | No. | Jersey number | OT | Overtime | OTL Overtime losses |
| OTW Overtime wins | P | Points | PIM | Penalties in minutes | Pos. Position |
| PP1 Power play - 1 player | PPG | Power play goals | PTS | Points | R Rank |
| SHF Number of shifts | SHG | Shorthanded goals | SOG | Shots on goal | SVS Saves |
| TOT Total | TPP | Time on power play | TS | Total shots | W Wins |



Shot Chart
Tabella azioni di tiro

GER - USA



1st Period



Shots by GER

Goal (o): 0 Save (+): 1

Block (<): 0 Miss (-): 0

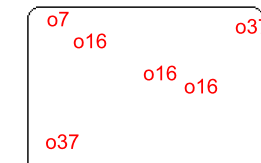


GK 29 of USA

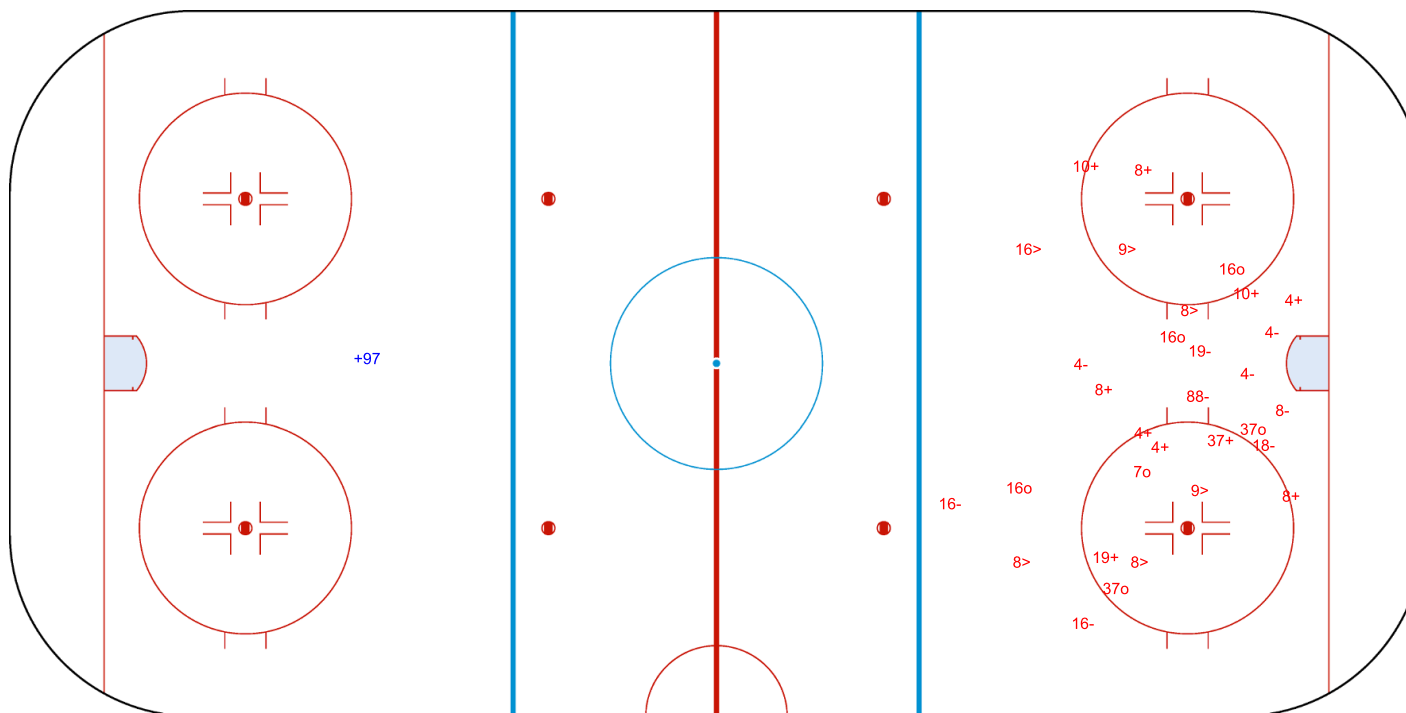
Shots by USA

Goal (o): 6 Save (+): 10

Block (>): 6 Miss (-): 9



GK 22 of GER





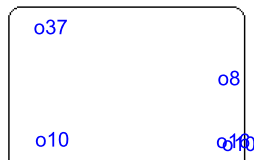
Shots by USA

Goal (o): 5

Save (+): 4

Block (<): 2

Miss (-): 2



GK 22 of GER



2nd Period



Shots by GER

Goal (o): 0

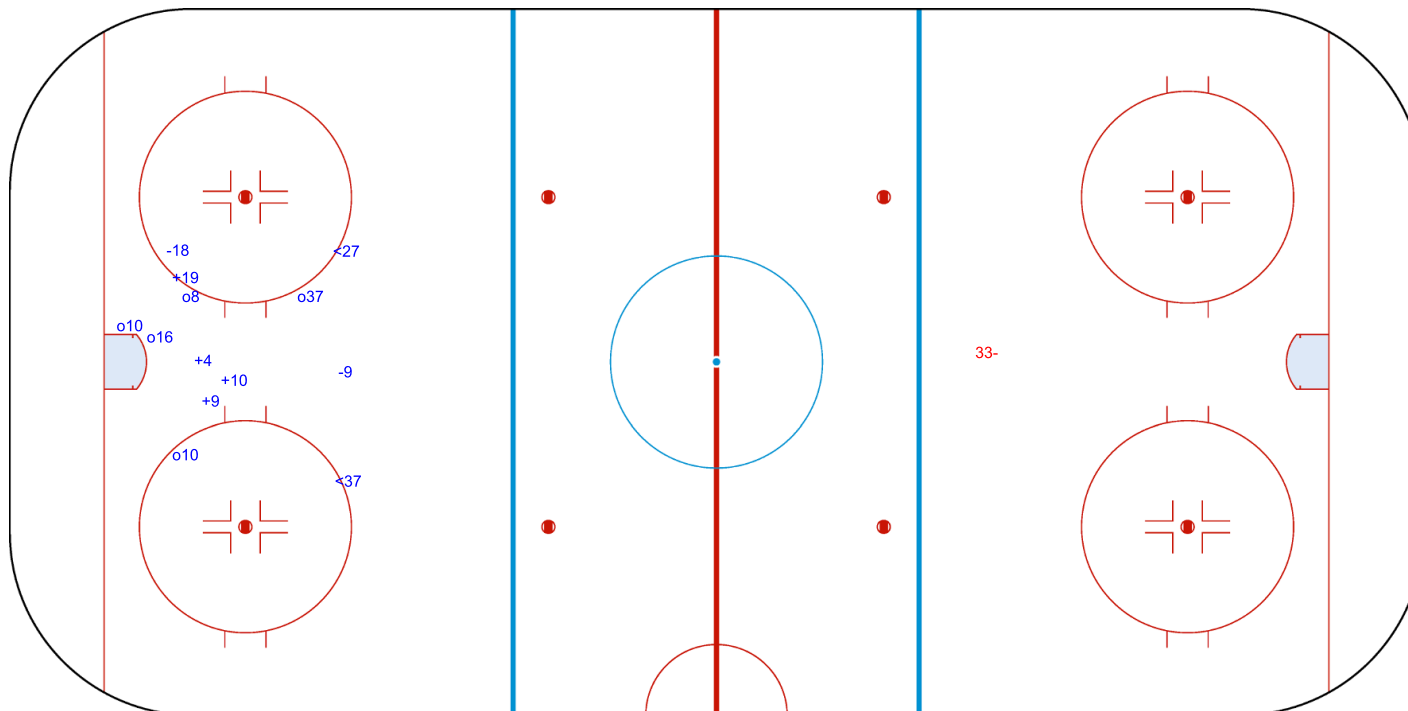
Save (+): 0

Block (>): 0

Miss (-): 1



GK 29 of USA





Shots by GER

Goal (o): 0 Save (+): 0
Block (<): 0 Miss (-): 0



GK 29 of USA



3rd Period

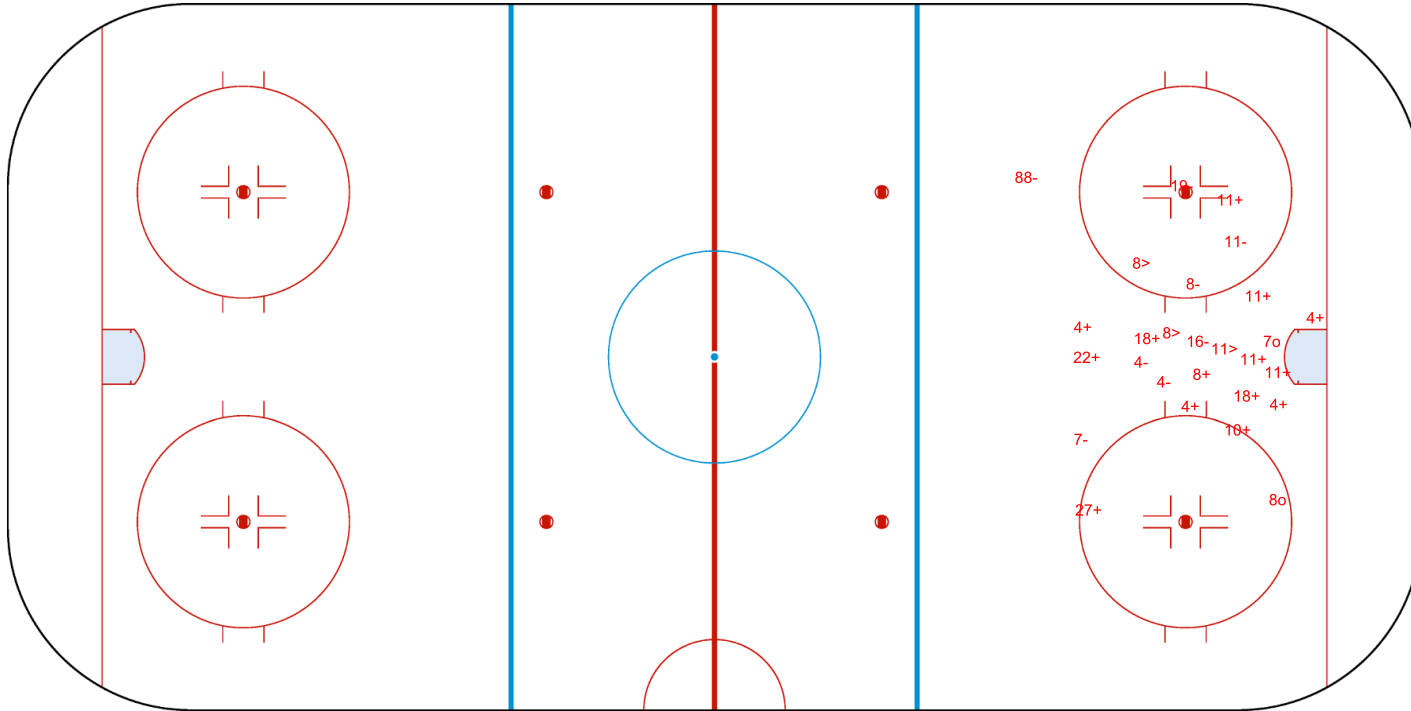


Shots by USA

Goal (o): 2 Save (+): 14
Block (>): 3 Miss (-): 8



GK 22 of GER



Legend: GK Goalkeeper



Face-off Chart

Tabella ingaggi

GER - USA

1st PERIOD

| | GER | | USA | | GER | | USA | | Total wins all zones | |
|---------------------|-----------|-----------|--------------|--------------|-----------|-----------|-----------|-----------|----------------------|----------|
| | Def. zone | Att. zone | Neutral zone | Neutral zone | Att. zone | Def. zone | Att. zone | Def. zone | GER | USA |
| | - 3 | + 16 | - 43 | + 16 | - 14 | + 37 | - 14 | + 37 | 6 / 32% | 13 / 68% |
| | - 43 | + 37 | - 14 | + 37 | | | | | | |
| | + 14 | - 18 | - 14 | + 37 | | | | | | |
| | - 8 | + 18 | + 3 | - 16 | | | | | | |
| | + 43 | - 16 | - 14 | + 37 | | | | | | |
| | + 3 | - 16 | - 3 | + 18 | | | | | | |
| | - 43 | + 18 | - 14 | + 37 | | | | | | |
| | + 3 | - 16 | - 14 | + 16 | | | | | | |
| | + 14 | - 16 | | | | | | | | |
| | - 3 | + 18 | | | | | | | | |
| Total wins / period | 5 / 50% | 5 / 50% | 1 / 13% | 7 / 87% | 0 / 0% | 1 / 100% | | | | |

2nd PERIOD

| | GER | | USA | | GER | | USA | | Total wins all zones | |
|---------------------|-----------|-----------|--------------|--------------|-----------|-----------|-----------|-----------|----------------------|---------|
| | Def. zone | Att. zone | Neutral zone | Neutral zone | Att. zone | Def. zone | Att. zone | Def. zone | GER | USA |
| | + 43 | - 37 | + 43 | - 16 | + 43 | - 9 | | | 6 / 55% | 5 / 45% |
| | + 43 | - 16 | - 14 | + 16 | | | | | | |
| | - 3 | + 16 | + 3 | - 37 | | | | | | |
| | + 3 | - 9 | - 43 | + 18 | | | | | | |
| | | | - 14 | + 16 | | | | | | |
| | | | - 3 | + 9 | | | | | | |
| Total wins / period | 3 / 75% | 1 / 25% | 2 / 33% | 4 / 67% | 1 / 100% | 0 / 0% | | | | |

3rd PERIOD

| | GER | | USA | | GER | | USA | | Total wins all zones | |
|---------------------|-----------|-----------|--------------|--------------|-----------|-----------|-----------|-----------|----------------------|----------|
| | Def. zone | Att. zone | Neutral zone | Neutral zone | Att. zone | Def. zone | Att. zone | Def. zone | GER | USA |
| | + 43 | - 37 | + 43 | - 16 | - 3 | + 18 | | | 5 / 33% | 10 / 67% |
| | - 43 | + 37 | - 3 | + 18 | | | | | | |
| | + 8 | - 18 | - 3 | + 16 | | | | | | |
| | - 14 | + 37 | - 43 | + 88 | | | | | | |
| | - 14 | + 37 | | | | | | | | |
| | + 3 | - 18 | | | | | | | | |
| | - 43 | + 37 | | | | | | | | |
| | - 43 | + 37 | | | | | | | | |
| | - 14 | + 37 | | | | | | | | |
| | + 14 | - 88 | | | | | | | | |
| Total wins / period | 4 / 40% | 6 / 60% | 1 / 25% | 3 / 75% | 0 / 0% | 1 / 100% | | | | |



TOTAL

| Total wins / game | GER | USA | GER | USA | GER | USA | Total wins all zones | |
|-------------------|-----------|-----------|--------------|----------|-----------|-----------|----------------------|----------|
| | Def. zone | Att. zone | Neutral zone | | Att. zone | Def. zone | GER | USA |
| | 12 / 50% | 12 / 50% | 4 / 22% | 14 / 78% | 1 / 33% | 2 / 67% | 17 / 38% | 28 / 62% |

HEAD TO HEAD

| | | USA | | | | | Tot. | wins GER | Dz | Nz | Az |
|-----|-----------------|-----------|----------|-----------|-----------|-----------|-----------|-----------|-----------|----------|-----------|
| No. | | 9 | 16 | 18 | 37 | 88 | | | | | |
| GER | 3 | 1 - 1 | 3 - 3 | 1 - 4 | 1 - 0 | | 14 | 6 43% | 4 57% | 2 33% | 0 0% |
| | 8 | | | 1 - 1 | | | 2 | 1 50% | 1 50% | | |
| | 14 | | 1 - 3 | 1 - 0 | 0 - 8 | 1 - 0 | 14 | 3 21% | 3 50% | 0 0% | 0 0% |
| | 43 | 1 - 0 | 4 - 1 | 0 - 2 | 2 - 4 | 0 - 1 | 15 | 7 47% | 4 44% | 2 40% | 1 100% |
| | Tot. | 3 | 15 | 10 | 15 | 2 | 45 | 17 38% | 12 50% | 4 22% | 1 33% |
| | wins USA | 1 33% | 7 47% | 7 70% | 12 80% | 1 50% | 28 62% | | | | |
| | Dz | 0 0% | | 1 100% | 1 100% | | 2 67% | | | | |
| | Nz | 1 100% | 5 63% | 3 100% | 4 80% | 1 100% | 14 78% | | | | |
| | Az | 0 0% | 2 29% | 3 50% | 7 78% | 0 0% | 12 50% | | | | |

Legend:

| | | | | | | | |
|-------------|---------------|-----------|----------------|-------------|------------------------|-----------|----------------|
| Att. | Attacking | Az | Attacking zone | Def. | Defending | Dz | Defending zone |
| No. | Jersey number | Nz | Neutral zone | Tot. | Total face-offs played | | |



Line-Ups

Formazioni

JPN - CAN

Referee

VANEK Jan (CZE)

Linespersons

FAZEKAS Tibor (SRB), LEWIS Brendan (USA)

Goalkeepers

Team: JPN

| No. | Name | Gen |
|-----|--------------|-----|
| 38 | OKABE Manabu | M |
| 45 | HORIE Wataru | M |

Team: CAN

| No. | Name | Gen |
|-----|----------------|-----|
| 30 | WATSON Corbin | M |
| 54 | KINGSMILL Adam | M |

Team Line-ups

Team: JPN (Black)

| No. | Pos. | Name | Gen |
|-----|------|---------------------|-----|
| 8 | D | ISHIKAWA Yudai +A | M |
| 24 | D | SUDO Satoru | M |
| 5 | F | NIITSU Kazuyoshi +A | M |
| 10 | F | ITO Itsuki | M |
| 23 | F | UKAI Shosei | M |
| 7 | D | MATSUSHITA Masahiro | M |
| 13 | F | YOSHIKAWA Mamoru | M |
| 17 | F | MORISAKI Amu | M |
| 95 | F | KAWAHARA Yusei | M |
| 96 | F | KUMAGAI Masaharu +C | M |
| 3 | D | FUKUNISHI Akari | F |
| 11 | D | NASU Norihiko | M |
| 40 | D | SHIOYA Yoshihiro | M |
| 25 | F | MISAWA Eiji | M |

Head Coach: NAKAKITA Kojin

NOT DRESSED:

| | | | |
|----|---|-------------------|---|
| 1 | F | KANEKO Mikio | M |
| 58 | F | NAKAMURA Shunsuke | M |

Team: CAN (White)

| No. | Pos. | Name | Gen |
|-----|------|-------------------|-----|
| 92 | D | HALBERT Auren | M |
| 98 | D | LELIEVRE Mathieu | M |
| 8 | F | McGREGOR Tyler +C | M |
| 23 | F | HICKEY Liam +A | M |
| 26 | F | JACOBS-WEBB Anton | M |
| 61 | D | ARMSTRONG Rob | M |
| 4 | F | DUNN James | M |
| 7 | F | LAVIN Zach | M |
| 13 | F | BOILY Vincent | M |
| 19 | F | COZZOLINO Dominic | M |
| 11 | F | DIXON Adam | M |
| 12 | F | WESTLAKE Greg | M |
| 29 | F | KOVACEVICH Micah | M |

Head Coach: RYBALKA Boris

NOT DRESSED:

| | | | |
|----|---|---------------|---|
| 5 | D | HENRY Tyrone | M |
| 17 | D | BURNETT Shawn | M |

Legend:

| | | | | | | | |
|------------|-------------------|-----------|---------|------------|---------------|-------------|------------------|
| +A | Alternate Captain | +C | Captain | D | Defender | F | Female / Forward |
| Gen | Gender | M | Male | No. | Jersey number | Pos. | Position |



Graphical Line-ups

Schema grafico formazioni

JPN - CAN

Referee

VANEK Jan (CZE)

Linespersons

FAZEKAS Tibor (SRB), LEWIS Brendan (USA)

Team: JPN - Japan (Black)

Head Coach: NAKAKITA Kojin

| | | |
|--------------------------|------------------------|---------------------|
| S1 45 HORIE Wataru | | |
| 38 OKABE Manabu | | |
| S4 5 NIITSU Kazuyoshi +A | S6 23 UKAI Shosei | S5 10 ITO Itsuki |
| S3 24 SUDO Satoru | S2 8 ISHIKAWA Yudai +A | |
| 96 KUMAGAI Masaharu +C | 95 KAWAHARA Yusei | 13 YOSHIKAWA Mamoru |
| 17 MORISAKI Amu | 7 MATSUSHITA Masahiro | |
| 11 NASU Norihiko | 25 MISAWA Eiji | |
| 40 SHIOYA Yoshihiro | 3 FUKUNISHI Akari | |
| | | |
| | | |

Team: CAN - Canada (White)

Head Coach: RYBALKA Boris

| | | |
|----------------------|-------------------------|------------------------|
| S1 54 KINGSMILL Adam | | |
| 30 WATSON Corbin | | |
| S5 23 HICKEY Liam +A | S6 26 JACOBS-WEBB Anton | S4 8 MCGREGOR Tyler +C |
| S2 92 HALBERT Auren | S3 98 LELIEVRE Mathieu | |
| 13 BOILY Vincent | 19 COZZOLINO Dominic | 4 DUNN James |
| 61 ARMSTRONG Rob | 7 LAVIN Zach | |
| 12 WESTLAKE Greg | 11 DIXON Adam | 29 KOVACEVICH Micah |
| | | |
| | | |

Legend:

+A Alternate Captain

+C Captain

Sn

Starting position



Game Summary

Tabella riassuntiva partita

JPN - CAN 0 - 14 (0 - 6 , 0 - 3 , 0 - 5)

| Spectators | Referee | Linespersons |
|------------|-----------------|-------------------------------------------|
| 3040 | VANEK Jan (CZE) | FAZEKAS Tibor (SRB) , LEWIS Brendan (USA) |

Team Statistics

| Period | Score | SVS | SOG | PIM | TPP | PPG | SHG |
|--------------|---------------|---------------|---------------|---------------|--------------------|--------------|--------------|
| 1 | 0 : 6 | 14 : 2 | 2 : 20 | 6 : 2 | 0:41 : 3:03 | 0 : 1 | 0 : 0 |
| 2 | 0 : 3 | 14 : 0 | 0 : 17 | 4 : 0 | 0:00 : 3:26 | 0 : 1 | 0 : 0 |
| 3 | 0 : 5 | 14 : 0 | 0 : 19 | 2 : 0 | 0:00 : 2:00 | 0 : 0 | 0 : 0 |
| Total | 0 : 14 | 42 : 2 | 2 : 56 | 12 : 2 | 0:41 : 8:29 | 0 : 2 | 0 : 0 |

1st Period

| Action | Time | ET/Res | Team | Type | No. | Name | (G) | Name of Assistant(s) / Action Description |
|-------------|--------------|--------------|------------|------------|-----------|--------------------|-----|-----------------------------------------------------------------------------------|
| GK | 00:00 | | CAN | | 54 | KINGSMILL A | | - Goalkeeper in |
| GK | 00:00 | | JPN | | 45 | HORIE W | | - Goalkeeper in |
| Goal | 00:39 | 0 : 1 | CAN | EQ | 8 | McGREGOR T | (2) | 26 JACOBS-WEBB A On Ice JPN 45 5 8 10 23 24 92 HALBERT A CAN 54 8 23 26 92 98 |
| Goal | 03:45 | 0 : 2 | CAN | EQ | 8 | McGREGOR T | (3) | 26 JACOBS-WEBB A On Ice JPN 45 5 10 17 23 24 7 LAVIN Z CAN 54 7 8 23 26 61 |
| Penalty | 05:39 | 07:39 | JPN | 2 min. | 96 | KUMAGAI M | | - Teeing |
| Penalty | 06:20 | 08:20 | CAN | 2 min. | 11 | DIXON A | | - Tripping |
| Goal | 07:25 | 0 : 3 | CAN | EQ | 19 | COZZOLINO D | (2) | 61 ARMSTRONG R On Ice JPN 45 8 10 23 24 CAN 54 7 19 23 61 |
| Penalty | 08:38 | 10:38 | JPN | 2 min. | 24 | SUDO S | | - Interference |
| Goal | 11:46 | 0 : 4 | CAN | EQ | 19 | COZZOLINO D | (3) | 13 BOILY V On Ice JPN 45 7 8 10 23 24 CAN 54 4 13 19 61 92 |
| Goal | 12:21 | 0 : 5 | CAN | EQ | 92 | HALBERT A | (2) | 26 JACOBS-WEBB A On Ice JPN 45 8 13 24 95 96 8 McGREGOR T CAN 54 8 23 26 92 98 |
| Penalty | 13:31 | 13:53 | JPN | 2 min. | 7 | MATSUSHITA M | | - Roughing |
| Goal | 13:53 | 0 : 6 | CAN | PP1 | 11 | DIXON A | (1) | 23 HICKEY L On Ice JPN 45 8 10 24 96 8 McGREGOR T CAN 54 4 8 11 19 23 * |

2nd Period

| Action | Time | ET/Res | Team | Type | No. | Name | (G) | Name of Assistant(s) / Action Description |
|-------------|--------------|--------------|------------|------------|-----------|--------------------|-----|----------------------------------------------------------------------------------|
| Penalty | 22:18 | 23:44 | JPN | 2 min. | 8 | ISHIKAWA Y | | - Teeing |
| Goal | 23:44 | 0 : 7 | CAN | PP1 | 13 | BOILY V | (3) | 92 HALBERT A On Ice JPN 45 10 17 23 24 61 ARMSTRONG R CAN 54 12 13 26 61 92 * |
| Goal | 24:30 | 0 : 8 | CAN | EQ | 92 | HALBERT A | (3) | 98 LELIEVRE M On Ice JPN 45 5 7 8 95 96 CAN 54 11 12 29 92 98 |
| Penalty | 27:37 | 29:37 | JPN | 2 min. | 95 | KAWAHARA Y | | - Holding |
| Goal | 29:53 | 0 : 9 | CAN | EQ | 19 | COZZOLINO D | (4) | 23 HICKEY L On Ice JPN 45 5 7 8 95 96 CAN 54 4 8 11 19 23 |

3rd Period

| Action | Time | ET/Res | Team | Type | No. | Name | (G) | Name of Assistant(s) / Action Description |
|-------------|--------------|---------------|------------|-----------|-----------|------------------|-----|------------------------------------------------------------------------------|
| Penalty | 30:49 | 32:49 | JPN | 2 min. | 23 | UKAI S | | - Teeing |
| Goal | 35:44 | 0 : 10 | CAN | EQ | 4 | DUNN J | (3) | 13 BOILY V On Ice JPN 45 5 7 8 95 96 19 COZZOLINO D CAN 54 4 13 19 92 98 |
| Goal | 37:12 | 0 : 11 | CAN | EQ | 23 | HICKEY L | (2) | 8 McGREGOR T On Ice JPN 45 5 7 8 95 96 92 HALBERT A CAN 54 8 23 26 92 98 |
| Goal | 39:44 | 0 : 12 | CAN | EQ | 92 | HALBERT A | (4) | 26 JACOBS-WEBB A On Ice JPN 45 5 7 8 11 23 CAN 54 11 26 29 92 98 |
| Goal | 40:57 | 0 : 13 | CAN | EQ | 4 | DUNN J | (4) | 13 BOILY V On Ice JPN 45 8 10 17 23 96 61 ARMSTRONG R CAN 54 4 7 13 19 61 |
| Goal | 42:45 | 0 : 14 | CAN | EQ | 92 | HALBERT A | (5) | 98 LELIEVRE M On Ice JPN 45 8 10 23 24 96 CAN 54 4 13 29 92 98 |
| Time-out | 42:45 | | JPN | | | | | |
| GK | 45:00 | | JPN | | | | | 45 HORIE W - Goalkeeper out |
| GK | 45:00 | | CAN | | | | | 54 KINGSMILL A - Goalkeeper out |



Goalkeeper Records

Team : JPN - Japan

| No. | Name | SOG | SVS | MIP |
|-----|--------------|-----|-----|-------|
| 45 | HORIE Wataru | 56 | 42 | 45:00 |
| 38 | OKABE Manabu | | | |

Team : CAN - Canada

| No. | Name | SOG | SVS | MIP |
|-----|----------------|-----|-----|-------|
| 54 | KINGSMILL Adam | 2 | 2 | 45:00 |
| 30 | WATSON Corbin | | | |

Game Statistics

Team : JPN (Black)

Head Coach : NAKAKITA Kojin

| No. | Pos. | Name | Gen | G | A | P | PIM | FO+ | FO- | FO+/- | FO% | Shots on Goal | | | | +/- | Time on Ice | | | | | | |
|--------------|------|---------------------|-----|----------|----------|----------|-----------|-----------|-----------|-----------|--------------|---------------|----------|----------|----------|-----|-------------|-------|-------|----|-------|-----|------|
| | | | | | | | | | | | | 1 | 2 | 3 | OTTS | | 1 | 2 | 3 | OT | TOT | SHF | AVG |
| 5 | F | NIITSU Kazuyoshi +A | M | 0 | 0 | 0 | 0 | 1 | 1 | 0 | 50.00 | 1 | 0 | 0 | 1 | -7 | 6:04 | 4:52 | 5:35 | | 16:31 | 16 | 1:01 |
| 8 | D | ISHIKAWA Yudai +A | M | 0 | 0 | 0 | 2 | 0 | 0 | 0 | 0.00 | 0 | 0 | 0 | 0 | -11 | 8:44 | 3:48 | 8:20 | | 20:52 | 17 | 1:13 |
| 10 | F | ITO Itsuki | M | 0 | 0 | 0 | 0 | 0 | 0 | 0 | 0.00 | 1 | 0 | 0 | 1 | -6 | 10:37 | 10:43 | 10:58 | | 32:18 | 16 | 2:01 |
| 23 | F | UKAI Shosei | M | 0 | 0 | 0 | 2 | 10 | 12 | -2 | 45.45 | 0 | 0 | 0 | 0 | -7 | 8:06 | 10:43 | 9:39 | | 28:28 | 17 | 1:40 |
| 24 | D | SUDO Satoru | M | 0 | 0 | 0 | 2 | 0 | 0 | 0 | 0.00 | 0 | 0 | 0 | 0 | -6 | 7:35 | 10:21 | 5:59 | | 23:55 | 15 | 1:35 |
| 7 | D | MATSUSHITA Masahiro | M | 0 | 0 | 0 | 2 | 0 | 0 | 0 | 0.00 | 0 | 0 | 0 | 0 | -6 | 9:02 | 4:17 | 7:40 | | 20:59 | 16 | 1:18 |
| 13 | F | YOSHIKAWA Mamoru | M | 0 | 0 | 0 | 0 | 0 | 0 | 0 | 0.00 | 0 | 0 | 0 | 0 | -1 | 1:46 | 0:00 | 0:00 | | 1:46 | 2 | 0:53 |
| 17 | F | MORISAKI Amu | M | 0 | 0 | 0 | 0 | 0 | 0 | 0 | 0.00 | 0 | 0 | 0 | 0 | -2 | 5:47 | 11:34 | 8:02 | | 25:23 | 14 | 1:48 |
| 95 | F | KAWAHARA Yusei | M | 0 | 0 | 0 | 2 | 5 | 6 | -1 | 45.45 | 0 | 0 | 0 | 0 | -5 | 3:37 | 3:09 | 4:03 | | 10:49 | 12 | 0:54 |
| 96 | F | KUMAGAI Masaharu +C | M | 0 | 0 | 0 | 2 | 4 | 8 | -4 | 33.33 | 0 | 0 | 0 | 0 | -7 | 5:28 | 4:17 | 10:09 | | 19:54 | 16 | 1:14 |
| 3 | D | FUKUNISHI Akari | F | 0 | 0 | 0 | 0 | 0 | 1 | -1 | 0.00 | 0 | 0 | 0 | 0 | 0 | 0:00 | 0:00 | 0:00 | | 0:00 | 0 | 0:00 |
| 11 | D | NASU Norihiko | M | 0 | 0 | 0 | 0 | 2 | 0 | 2 | 100.00 | 0 | 0 | 0 | 0 | -1 | 0:00 | 7:51 | 2:37 | | 10:28 | 6 | 1:44 |
| 25 | F | MISAWA Eiji | M | 0 | 0 | 0 | 0 | 0 | 0 | 0 | 0.00 | 0 | 0 | 0 | 0 | 0 | 4:06 | 0:00 | 0:00 | | 4:06 | 2 | 2:03 |
| 40 | D | SHIOYA Yoshihiro | M | 0 | 0 | 0 | 0 | 0 | 0 | 0 | 0.00 | 0 | 0 | 0 | 0 | 0 | 0:00 | 0:00 | 0:00 | | 0:00 | 0 | 0:00 |
| 38 | GK | OKABE Manabu | M | 0 | 0 | 0 | 0 | | | | | 0 | 0 | 0 | 0 | | | | | | | | |
| 45 | GK | HORIE Wataru | M | 0 | 0 | 0 | 0 | | | | | 0 | 0 | 0 | 0 | | | | | | | | |
| Total | | | | 0 | 0 | 0 | 12 | 22 | 28 | -6 | 44.00 | 2 | 0 | 0 | 2 | | | | | | | | |

Team : CAN (White)

Head Coach : RYBALKA Boris

| No. | Pos. | Name | Gen | G | A | P | PIM | FO+ | FO- | FO+/- | FO% | Shots on Goal | | | | +/- | Time on Ice | | | | | | |
|--------------|------|-------------------|-----|-----------|-----------|-----------|----------|-----------|-----------|----------|--------------|---------------|-----------|-----------|-----------|-----|-------------|------|------|----|-------|-----|------|
| | | | | | | | | | | | | 1 | 2 | 3 | OTTS | | 1 | 2 | 3 | OT | TOT | SHF | AVG |
| 8 | F | McGREGOR Tyler +C | M | 2 | 3 | 5 | 0 | 0 | 0 | 0 | 0.00 | 3 | 3 | 0 | 6 | +5 | 5:25 | 5:11 | 3:11 | | 13:47 | 14 | 0:59 |
| 23 | F | HICKEY Liam +A | M | 1 | 2 | 3 | 0 | 3 | 3 | 0 | 50.00 | 2 | 2 | 1 | 5 | +6 | 6:27 | 5:53 | 3:31 | | 15:51 | 15 | 1:03 |
| 26 | F | JACOBS-WEBB Anton | M | 0 | 4 | 4 | 0 | 9 | 5 | 4 | 64.29 | 4 | 0 | 0 | 4 | +5 | 4:25 | 5:37 | 6:22 | | 16:24 | 14 | 1:10 |
| 92 | D | HALBERT Auren | M | 4 | 3 | 7 | 0 | 0 | 0 | 0 | 0.00 | 2 | 2 | 3 | 7 | +8 | 7:30 | 8:06 | 7:38 | | 23:14 | 16 | 1:27 |
| 98 | D | LELIEVRE Mathieu | M | 0 | 2 | 2 | 0 | 0 | 0 | 0 | 0.00 | 0 | 1 | 2 | 3 | +7 | 4:28 | 5:16 | 7:51 | | 17:35 | 15 | 1:10 |
| 4 | F | DUNN James | M | 2 | 0 | 2 | 0 | 0 | 0 | 0 | 0.00 | 1 | 2 | 4 | 7 | +5 | 5:38 | 4:20 | 4:22 | | 14:20 | 13 | 1:06 |
| 7 | F | LAVIN Zach | M | 0 | 1 | 1 | 0 | 0 | 0 | 0 | 0.00 | 1 | 2 | 0 | 3 | +3 | 5:23 | 6:02 | 7:16 | | 18:41 | 13 | 1:26 |
| 13 | F | BOILY Vincent | M | 1 | 3 | 4 | 0 | 0 | 1 | -1 | 0.00 | 2 | 2 | 2 | 6 | +4 | 5:21 | 5:20 | 4:22 | | 15:03 | 13 | 1:09 |
| 19 | F | COZZOLINO Dominic | M | 3 | 1 | 4 | 0 | 6 | 8 | -2 | 42.86 | 2 | 2 | 1 | 5 | +5 | 7:21 | 4:52 | 3:40 | | 15:53 | 14 | 1:08 |
| 61 | D | ARMSTRONG Rob | M | 0 | 3 | 3 | 0 | 0 | 0 | 0 | 0.00 | 0 | 0 | 2 | 2 | +4 | 7:49 | 6:51 | 7:26 | | 22:06 | 16 | 1:22 |
| 11 | F | DIXON Adam | M | 1 | 0 | 1 | 2 | 9 | 4 | 5 | 69.23 | 3 | 1 | 0 | 4 | +3 | 5:32 | 6:38 | 7:01 | | 19:11 | 16 | 1:11 |
| 12 | F | WESTLAKE Greg | M | 0 | 0 | 0 | 0 | 0 | 0 | 0 | 0.00 | 0 | 0 | 0 | 0 | +1 | 4:28 | 6:31 | 3:12 | | 14:11 | 11 | 1:17 |
| 29 | F | KOVACEVICH Micah | M | 0 | 0 | 0 | 0 | 1 | 1 | 0 | 50.00 | 0 | 0 | 4 | 4 | +3 | 3:12 | 4:41 | 9:08 | | 17:01 | 11 | 1:32 |
| 30 | GK | WATSON Corbin | M | 0 | 0 | 0 | 0 | | | | | 0 | 0 | 0 | 0 | | | | | | | | |
| 54 | GK | KINGSMILL Adam | M | 0 | 0 | 0 | 0 | | | | | 0 | 0 | 0 | 0 | | | | | | | | |
| Total | | | | 14 | 22 | 36 | 2 | 28 | 22 | 6 | 56.00 | 20 | 17 | 19 | 56 | | | | | | | | |

Group B

| R | Team | GP | W | OTW | OTL | L | GDF | GF : GA | PTS |
|---|------|----|---|-----|-----|---|-----|---------|-----|
| 1 | CAN | 2 | 2 | 0 | 0 | 0 | +22 | 22 : 0 | 6 |
| 2 | CZE | 2 | 2 | 0 | 0 | 0 | +8 | 11 : 3 | 6 |
| 3 | JPN | 2 | 0 | 0 | 0 | 2 | -15 | 2 : 17 | 0 |
| 4 | SVK | 2 | 0 | 0 | 0 | 2 | -15 | 1 : 16 | 0 |

| | CAN | CZE | JPN | SVK |
|-----|------------------|------------------|------------------|------------------|
| CAN | | TUE 10 MAR 17:05 | 14:0 | 8:0 |
| CZE | TUE 10 MAR 17:05 | | 3:2 | 8:1 |
| JPN | 0:14 | 2:3 | | TUE 10 MAR 20:35 |
| SVK | 0:8 | 1:8 | TUE 10 MAR 20:35 | |



| Legend: | | | | | |
|----------------------------------|---------------|---------------------------------|--------------|-----------------------------|-----------------------------|
| (G) Goals in tournament | * | Does not count for Plus/minus | +/- | Plus/minus net | +A Alternate Captain |
| +C Captain | A | Assists | AVG | Average time on ice / shift | D Defender |
| EQ Equal strength | ET/Res | Penalty end time/Result of game | F | Female / Forward | FO% % Face-offs won |
| FO+ Face-offs won | FO- | Face-offs lost | FO+/- | Face-offs net | G Goals |
| GA Goals against | GDF | Goal difference | Gen | Gender | GF Goals for |
| GK Goalkeeper | GP | Games played | L | Losses | M Male |
| MIP Minutes in play (GK) | No. | Jersey number | OT | Overtime | OTL Overtime losses |
| OTW Overtime wins | P | Points | PIM | Penalties in minutes | Pos. Position |
| PP1 Power play - 1 player | PPG | Power play goals | PTS | Points | R Rank |
| SHF Number of shifts | SHG | Shorthanded goals | SOG | Shots on goal | SVS Saves |
| TOT Total | TPP | Time on power play | TS | Total shots | W Wins |



Shot Chart
Tabella azioni di tiro

JPN - CAN



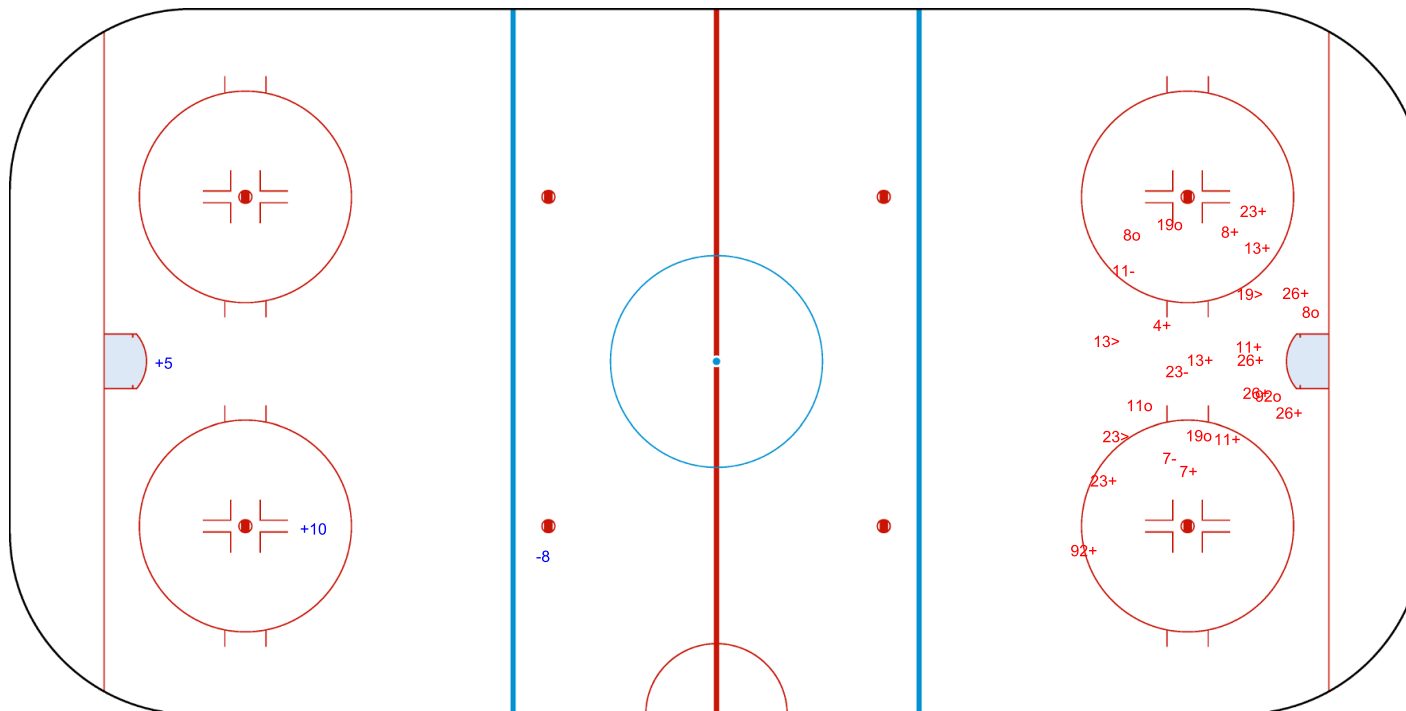
1st Period



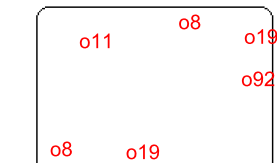
Shots by JPN
Goal (o): 0
Block (<): 0
Save (+): 2
Miss (-): 1



GK 54 of CAN



Shots by CAN
Goal (o): 6
Block (>): 3
Save (+): 14
Miss (-): 3




GK 45 of JPN



Shots by CAN

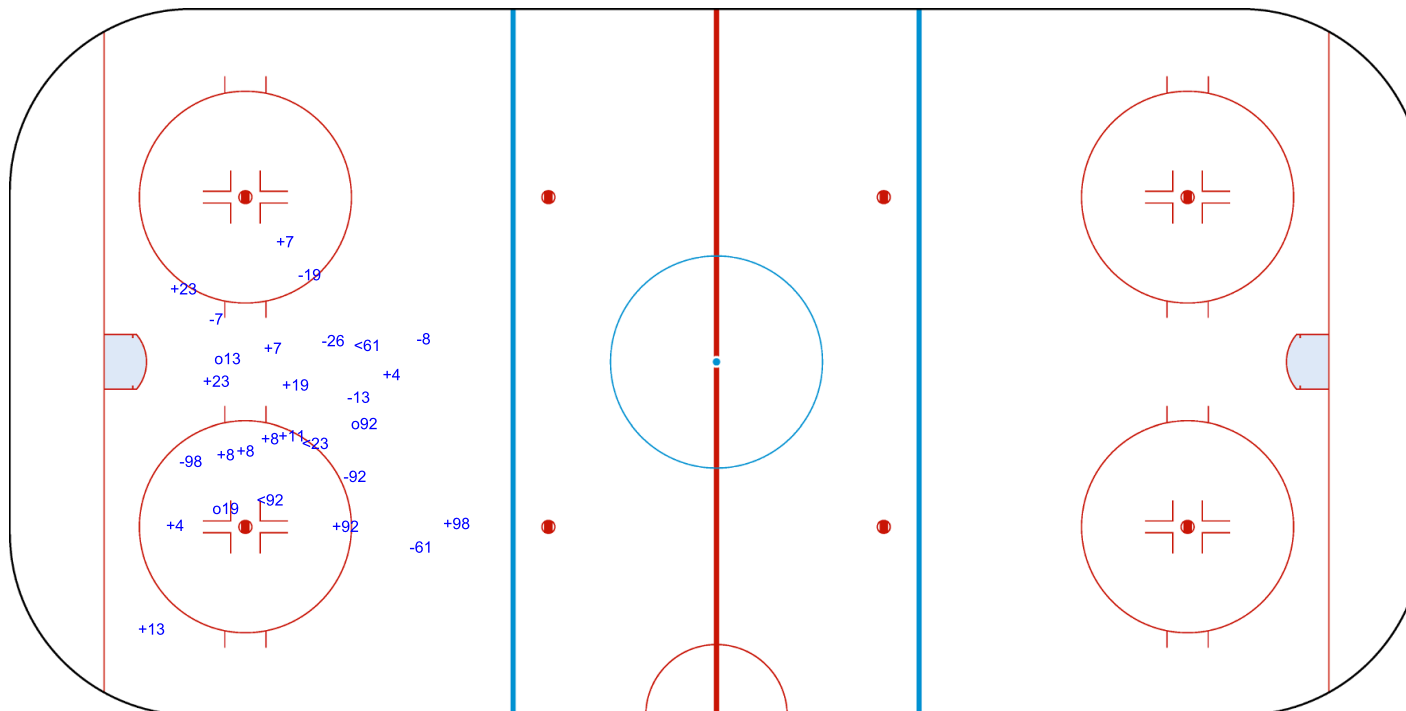
Goal (o): 3 Save (+): 14
Block (<): 3 Miss (-): 8



GK 45 of JPN




2nd Period



Shots by JPN

Goal (o): 0 Save (+): 0
Block (>): 0 Miss (-): 0



GK 54 of CAN



Shots by JPN
Goal (o): 0
Block (<): 0
Save (+): 0
Miss (-): 0



GK 54 of CAN



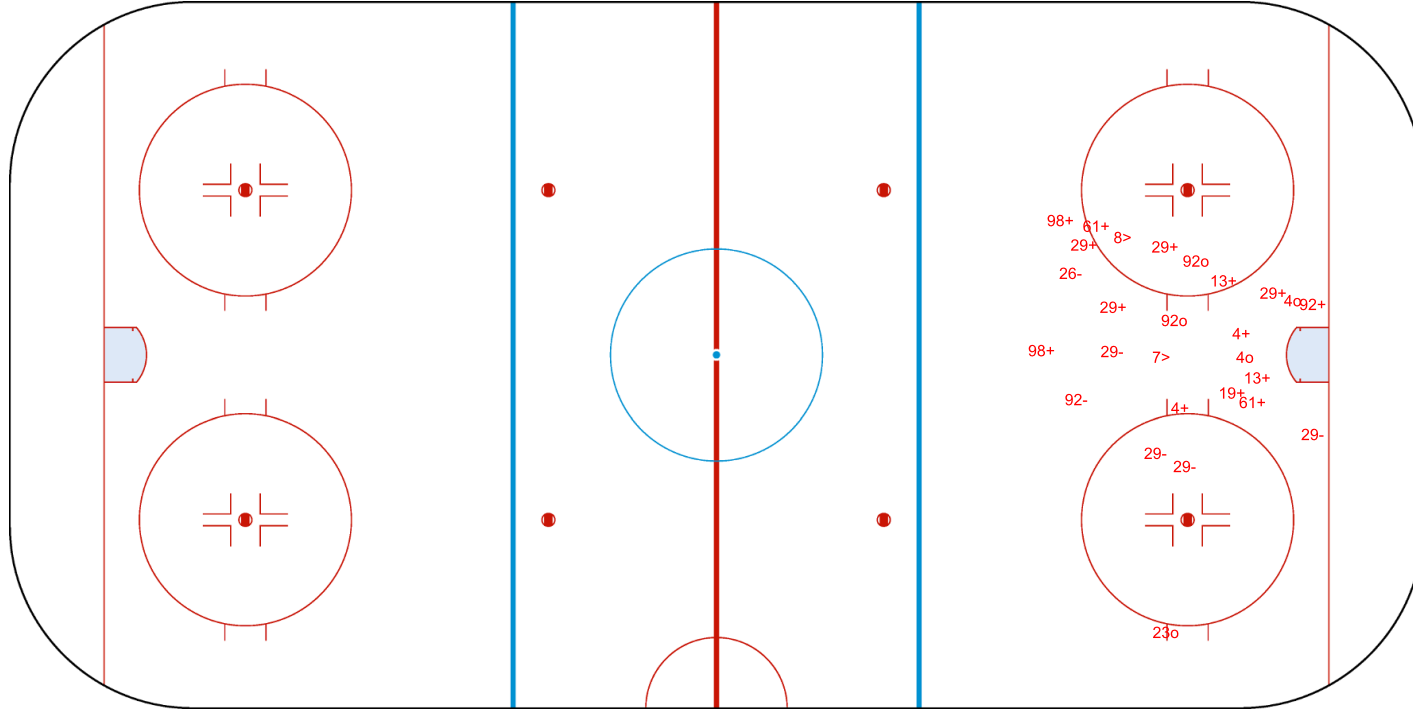
3rd Period



Shots by CAN
Goal (o): 5
Block (>): 2
Save (+): 14
Miss (-): 6



GK 45 of JPN



Legend: GK Goalkeeper



Face-off Chart

Tabella ingaggi

JPN - CAN

1st PERIOD

| | JPN | | CAN | | JPN | | CAN | | |
|---------------------|-----------|-----------|--------------|---------|-----------|-----------|-------------------------|---------|-------------------------|
| | Def. zone | Att. zone | Neutral zone | | Att. zone | Def. zone | | | |
| | + 23 | - 26 | + 23 | - 26 | - 23 | + 19 | | | Total wins all zones |
| | - 23 | + 19 | + 95 | - 19 | + 23 | - 19 | | | |
| | + 5 | - 26 | + 95 | - 13 | + 23 | - 19 | | | |
| | + 23 | - 19 | + 95 | - 23 | - 23 | + 26 | | | |
| | - 96 | + 19 | - 95 | + 26 | - 23 | + 23 | | | |
| | - 96 | + 19 | + 23 | - 11 | | | | | |
| | | | - 23 | + 11 | | | | | |
| Total wins / period | 3 / 50% | 3 / 50% | 5 / 71% | 2 / 29% | 2 / 40% | 3 / 60% | | | |
| | | | | | | | Total wins all zones | | |
| | | | | | | | JPN | CAN | |
| | | | | | | | 10 / 56% | 8 / 44% | |

2nd PERIOD

| | JPN | | CAN | | JPN | | CAN | | |
|---------------------|-----------|-----------|--------------|---------|-----------|-----------|-------------------------|---------|-------------------------|
| | Def. zone | Att. zone | Neutral zone | | Att. zone | Def. zone | | | |
| | | | + 11 | - 23 | + 11 | - 23 | | | Total wins all zones |
| | | | + 95 | - 11 | - 23 | + 26 | | | |
| | | | + 23 | - 11 | - 95 | + 26 | | | |
| | | | - 3 | + 11 | + 23 | - 26 | | | |
| | | | | | - 96 | + 19 | | | |
| | | | | | - 23 | + 26 | | | |
| | | | | | + 23 | - 19 | | | |
| | | | | | - 23 | + 19 | | | |
| | | | | | - 95 | + 26 | | | |
| | | | | | - 23 | + 26 | | | |
| | | | | | - 96 | + 23 | | | |
| Total wins / period | | | 3 / 75% | 1 / 25% | 3 / 27% | 8 / 73% | | | |
| | | | | | | | Total wins all zones | | |
| | | | | | | | JPN | CAN | |
| | | | | | | | 6 / 40% | 9 / 60% | |

3rd PERIOD

| | JPN | | CAN | | JPN | | CAN | | |
|---------------------|-----------|-----------|--------------|---------|-----------|-----------|-------------------------|----------|-------------------------|
| | Def. zone | Att. zone | Neutral zone | | Att. zone | Def. zone | | | |
| | - 23 | + 11 | - 23 | + 11 | | | | | Total wins all zones |
| | - 5 | + 29 | + 23 | - 11 | | | | | |
| | - 96 | + 26 | - 23 | + 11 | | | | | |
| | - 95 | + 26 | + 96 | - 19 | | | | | |
| | + 95 | - 26 | - 96 | + 23 | | | | | |
| | + 96 | - 19 | - 95 | + 11 | | | | | |
| | - 95 | + 11 | - 96 | + 11 | | | | | |
| | + 96 | - 19 | | | | | | | |
| | + 96 | - 29 | | | | | | | |
| | - 96 | + 11 | | | | | | | |
| Total wins / period | 4 / 40% | 6 / 60% | 2 / 29% | 5 / 71% | | | | | |
| | | | | | | | Total wins all zones | | |
| | | | | | | | JPN | CAN | |
| | | | | | | | 6 / 35% | 11 / 65% | |



TOTAL

| Total wins / game | JPN | CAN | Neutral zone | | JPN | CAN | Total wins all zones | |
|-------------------|-----------|-----------|--------------|---------|-----------|-----------|----------------------|----------|
| | Def. zone | Att. zone | | | Att. zone | Def. zone | JPN | CAN |
| | 7 / 44% | 9 / 56% | 10 / 56% | 8 / 44% | 5 / 31% | 11 / 69% | 22 / 44% | 28 / 56% |

HEAD TO HEAD

| No. | CAN | | | | | | Tot. | wins JPN | Dz | Nz | Az |
|-----------------|-----------|---------|----------|----------|----------|----------|-----------|-----------|----------|-----------|-----------|
| | 11 | 13 | 19 | 23 | 26 | 29 | | | | | |
| 3 | 0 - 1 | | | | | | 1 | 0 0% | | 0 0% | |
| 5 | | | | | 1 - 0 | 0 - 1 | 2 | 1 50% | 1 50% | | |
| 11 | | | | 2 - 0 | | | 2 | 2 100% | | 1 100% | 1 100% |
| 23 | 3 - 4 | | 4 - 3 | 0 - 1 | 3 - 4 | | 22 | 10 45% | 2 50% | 4 57% | 4 36% |
| 95 | 1 - 2 | 1 - 0 | 1 - 0 | 1 - 0 | 1 - 4 | | 11 | 5 45% | 1 33% | 4 67% | 0 0% |
| 96 | 0 - 2 | | 3 - 3 | 0 - 2 | 0 - 1 | 1 - 0 | 12 | 4 33% | 3 43% | 1 33% | 0 0% |
| Tot. | 13 | 1 | 14 | 6 | 14 | 2 | 50 | 22 44% | 7 44% | 10 56% | 5 31% |
| wins CAN | 9 69% | 0 0% | 6 43% | 3 50% | 9 64% | 1 50% | 28 56% | | | | |
| Dz | | | 3 50% | 2 67% | 6 86% | | 11 69% | | | | |
| Nz | 6 60% | 0 0% | 0 0% | 1 33% | 1 50% | | 8 44% | | | | |
| Az | 3 100% | | 3 50% | | 2 40% | 1 50% | 9 56% | | | | |

Legend:

| | | | | | | | |
|-------------|---------------|-----------|----------------|-------------|------------------------|-----------|----------------|
| Att. | Attacking | Az | Attacking zone | Def. | Defending | Dz | Defending zone |
| No. | Jersey number | Nz | Neutral zone | Tot. | Total face-offs played | | |



Line-Ups

Formazioni

ITA - GER

Referee

VANEK Jan (CZE)

Goalkeepers

Team: ITA

| No. | Name | Gen |
|-----|--------------------|-----|
| 1 | STILLITANO Santino | M |
| 82 | KASSLATTER Julian | M |

Team Line-ups

Team: ITA (Blue)

| No. | Pos. | Name | Gen |
|-----|------|------------------------|-----|
| 2 | D | ENDERLE Alex | M |
| 15 | D | LANDEROS Nikko | M |
| 3 | F | ROSA Gianluigi +C | M |
| 11 | F | LARCH Nils | M |
| 62 | F | DEPAOLI Christoph +A | M |
| 18 | D | MACRI Andrea +A | M |
| 26 | D | ANTOCHI Eusebiu | M |
| 9 | F | KALEGARIS Sandro | M |
| 10 | F | KAFMANN Stephan | M |
| 27 | F | ANDREONI Alessandro | M |
| 4 | F | REMOTTI MARNINI Matteo | M |
| 8 | F | RADICE Roberto | M |
| 25 | F | TORELLA Francesco | M |

Head Coach: BIANCHI Mirko

NOT DRESSED:

| | | | |
|----|---|---------------------|---|
| 6 | D | CAVALIERE Gian Luca | M |
| 74 | D | ARAUDO Gabriele | M |

Linespersons

BLAZEK Pavel (CZE), WIEST Alexander (ITA)

Team: GER

| No. | Name | Gen |
|-----|----------------|-----|
| 22 | MUEHLHANS Veit | M |
| 47 | KUNST Simon | M |

Team: GER (White)

| No. | Pos. | Name | Gen |
|-----|------|--------------------------|-----|
| 6 | D | RAEDLER Hugo | M |
| 55 | D | STUMPE Sven | M |
| 3 | F | DISVELD Bas | M |
| 8 | F | RENNHACK Frank +A | M |
| 43 | F | HERING Bernhard | M |
| 33 | D | KUHLI-LAUENSTEIN Ingo +A | M |
| 44 | D | BRELAGE Malte +C | M |
| 7 | F | REIMANN Leopold | M |
| 27 | F | MALCHIN Marcel Nicolas | M |
| 97 | F | SCHRADER Felix | M |
| 83 | D | PILZ Christian | M |
| 14 | F | BUSSMANN Jano | M |
| 77 | F | WEDDE Joerg | M |

Head Coach: WILLMANN Peter

NOT DRESSED:

| | | | |
|----|---|------------------|---|
| 12 | F | JASTER Christian | M |
| 21 | D | BETZ Steven | M |

Legend:

| | | | | | | | |
|------------|-------------------|-----------|---------|------------|---------------|-------------|----------|
| +A | Alternate Captain | +C | Captain | D | Defender | F | Forward |
| Gen | Gender | M | Male | No. | Jersey number | Pos. | Position |



Graphical Line-ups

Schema grafico formazioni

ITA - GER

Referee

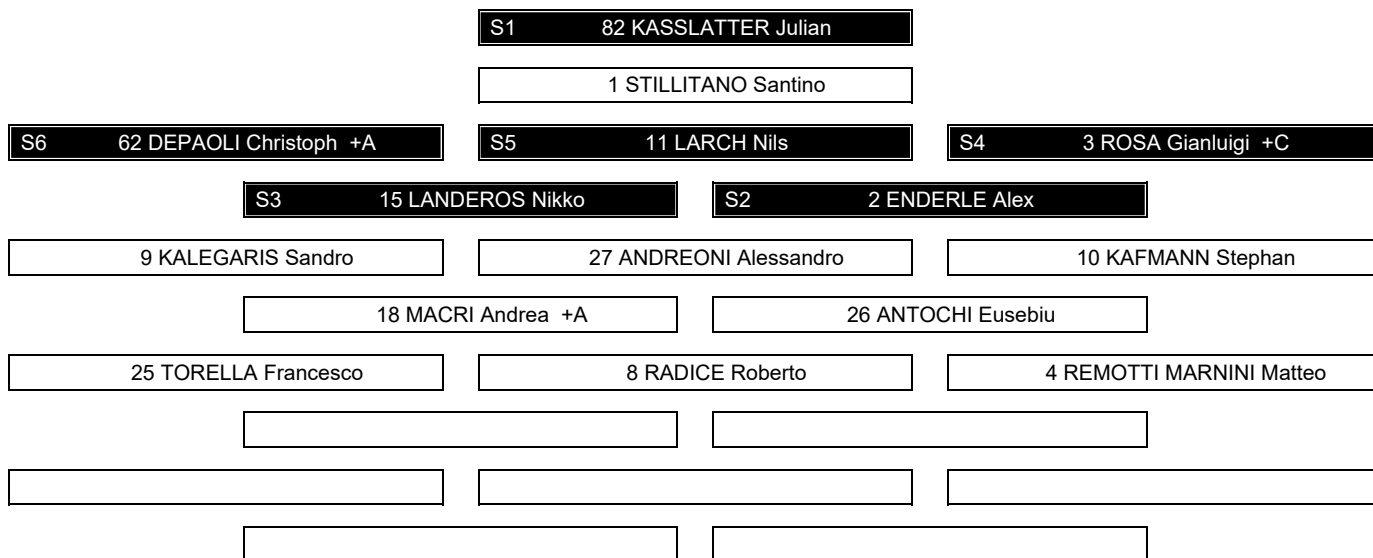
VANEK Jan (CZE)

Linespersons

BLAZEK Pavel (CZE), WIEST Alexander (ITA)

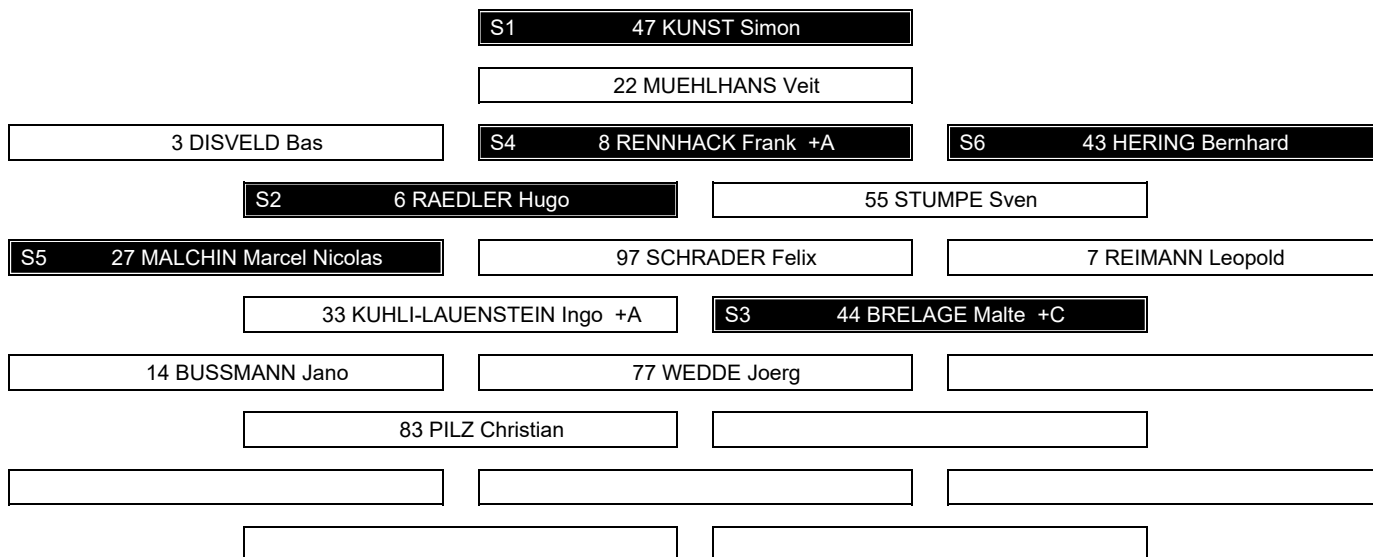
Team: ITA - Italy (Blue)

Head Coach: BIANCHI Mirko



Team: GER - Germany (White)

Head Coach: WILLMANN Peter



Legend:

+A Alternate Captain

+C Captain

Sn

Starting position



Game Summary

Tabella riassuntiva partita

REVISED
10 MAR 12:09

ITA - GER 2 - 1 (1 - 1, 1 - 0, 0 - 0)

| Spectators | Referee | Linespersons |
|------------|-----------------|--------------------------------------------|
| 4873 | VANEK Jan (CZE) | BLAZEK Pavel (CZE) , WIEST Alexander (ITA) |

Team Statistics

| Period | Score | SVS | SOG | PIM | TPP | PPG | SHG |
|--------------|--------------|----------------|----------------|--------------|--------------------|--------------|--------------|
| 1 | 1 : 1 | 2 : 8 | 9 : 3 | 0 : 4 | 3:19 : 0:00 | 1 : 0 | 0 : 0 |
| 2 | 1 : 0 | 7 : 4 | 5 : 7 | 2 : 2 | 2:35 : 2:00 | 0 : 0 | 0 : 0 |
| 3 | 0 : 0 | 2 : 10 | 10 : 2 | 2 : 2 | 2:00 : 2:00 | 0 : 0 | 0 : 0 |
| Total | 2 : 1 | 11 : 22 | 24 : 12 | 4 : 8 | 7:54 : 4:00 | 1 : 0 | 0 : 0 |

1st Period

| Action | Time | ET/Res | Team | Type | No. | Name | (G) Name of Assistant(s) / Action Description |
|-------------|--------------|--------------|------------|------------|-----------|-------------------|--------------------------------------------------------------------------------------------|
| GK | 00:00 | | GER | | 47 | KUNST S | - Goalkeeper in |
| GK | 00:00 | | ITA | | 82 | KASSLATTER J | - Goalkeeper in |
| Goal | 02:40 | 0 : 1 | GER | EQ | 14 | BUSSMANN J | (1) 33 KUHLI-LAUENSTEIN I On Ice ITA 82 3 11 15 26 27 55 STUMPE S GER 47 14 33 55 77 97 |
| Penalty | 10:01 | 11:55 | GER | 2 min. | 8 | RENNHACK F | - Tripping |
| Goal | 11:55 | 1 : 1 | ITA | PP1 | 11 | LARCH N | (1) 3 ROSA G On Ice ITA 82 3 9 11 15 62 * 15 LANDEROS N GER 47 3 7 33 55 |
| Penalty | 13:35 | 15:35 | GER | 2 min. | 97 | SCHRADER F | - Interference |

2nd Period

| Action | Time | ET/Res | Team | Type | No. | Name | (G) Name of Assistant(s) / Action Description |
|-------------|--------------|--------------|------------|-----------|-----------|-------------------|--------------------------------------------------------------------------------|
| Goal | 18:31 | 2 : 1 | ITA | EQ | 15 | LANDEROS N | (2) 9 KALEGARIS S On Ice ITA 82 9 10 15 18 27 18 MACRI A GER 47 3 6 7 44 83 |
| Penalty | 19:41 | 21:41 | ITA | 2 min. | 25 | TORELLA F | - Holding |
| Penalty | 22:31 | 24:31 | GER | 2 min. | 44 | BRELAGE M | - Teeing |

3rd Period

| Action | Time | ET/Res | Team | Type | No. | Name | (G) Name of Assistant(s) / Action Description |
|---------|-------|--------|------|--------|-----|--------------------|-----------------------------------------------|
| Penalty | 30:11 | 32:11 | ITA | 2 min. | 15 | LANDEROS N | - Interference |
| Penalty | 37:09 | 39:09 | GER | 2 min. | 33 | KUHLI-LAUENSTEIN I | - Interference |
| GK | 44:40 | | GER | | | | 47 KUNST S - Goalkeeper out |
| GK | 45:00 | | ITA | | | | 82 KASSLATTER J - Goalkeeper out |

Goalkeeper Records

Team : ITA - Italy

| No. | Name | SOG | SVS | MIP |
|-----|--------------------|-----|-----|-------|
| 82 | KASSLATTER Julian | 12 | 11 | 45:00 |
| 1 | STILLITANO Santino | | | |

Team : GER - Germany

| No. | Name | SOG | SVS | MIP |
|-----|----------------|-----|-----|-------|
| 47 | KUNST Simon | 24 | 22 | 44:40 |
| 22 | MUEHLHANS Veit | | | |

Game Statistics

Team : ITA (Blue)

| Head Coach : BIANCHI Mirko | | Shots on Goal | | | | | | | | | | Time on Ice | | | | | | | | | | | |
|----------------------------|------|----------------------|-----|---|---|---|-----|-----|-----|-------|-------|-------------|---|---|------|-----|-------|-------|-------|----|-------|-----|------|
| No. | Pos. | Name | Gen | G | A | P | PIM | FO+ | FO- | FO+/- | FO% | 1 | 2 | 3 | OTTS | +/- | 1 | 2 | 3 | OT | TOT | SHF | AVG |
| 2 | D | ENDERLE Alex | M | 0 | 0 | 0 | 0 | 0 | 0 | 0 | 0.00 | 1 | 0 | 1 | 2 | 0 | 6:29 | 8:44 | 6:48 | | 22:01 | 12 | 1:50 |
| 3 | F | ROSA Gianluigi +C | M | 0 | 1 | 1 | 0 | 5 | 3 | 2 | 62.50 | 2 | 2 | 3 | 7 | -1 | 9:42 | 8:47 | 11:19 | | 29:48 | 12 | 2:29 |
| 11 | F | LARCH Nils | M | 1 | 0 | 1 | 0 | 7 | 6 | 1 | 53.85 | 2 | 0 | 1 | 3 | -1 | 9:51 | 8:47 | 6:52 | | 25:30 | 12 | 2:07 |
| 15 | D | LANDEROS Nikko | M | 1 | 1 | 2 | 2 | 0 | 0 | 0 | 0.00 | 2 | 1 | 1 | 4 | 0 | 13:42 | 14:21 | 13:13 | | 41:16 | 5 | 8:15 |
| 62 | F | DEPAOLI Christoph +A | M | 0 | 0 | 0 | 0 | 0 | 0 | 0 | 0.00 | 1 | 1 | 2 | 4 | 0 | 9:14 | 10:11 | 10:25 | | 29:50 | 15 | 1:59 |
| 9 | F | KALEGARIS Sandro | M | 0 | 1 | 1 | 0 | 4 | 5 | -1 | 44.44 | 1 | 1 | 1 | 3 | +1 | 7:22 | 6:30 | 9:05 | | 22:57 | 13 | 1:45 |
| 10 | F | KAFMANN Stephan | M | 0 | 0 | 0 | 0 | 0 | 0 | 0 | 0.00 | 0 | 0 | 1 | 1 | +1 | 2:18 | 3:52 | 4:56 | | 11:06 | 7 | 1:35 |
| 18 | D | MACRI Andrea +A | M | 0 | 1 | 1 | 0 | 0 | 0 | 0 | 0.00 | 0 | 0 | 0 | 0 | +1 | 3:27 | 5:52 | 4:22 | | 13:41 | 7 | 1:57 |
| 26 | D | ANTOCHI Eusebiu | M | 0 | 0 | 0 | 0 | 0 | 0 | 0 | 0.00 | 0 | 0 | 0 | 0 | -1 | 3:03 | 1:03 | 1:27 | | 5:33 | 6 | 0:55 |
| 27 | F | ANDREONI Alessandro | M | 0 | 0 | 0 | 0 | 7 | 2 | 5 | 77.78 | 0 | 0 | 0 | 0 | 0 | 5:21 | 4:16 | 4:17 | | 13:54 | 9 | 1:32 |



| Head Coach : BIANCHI Mirko | | | | | | | | | | | Shots on Goal | | | | Time on Ice | | | | | | | | |
|----------------------------|------|------------------------|-----|----------|----------|----------|----------|-----------|-----------|----------|---------------|----------|----------|-----------|-------------|-----|------|------|------|----|------|-----|------|
| No. | Pos. | Name | Gen | G | A | P | PIM | FO+ | FO- | FO+/- | FO% | 1 | 2 | 3 | OTTS | +/- | 1 | 2 | 3 | OT | TOT | SHF | AVG |
| 4 | F | REMOTTI MARNINI Matteo | M | 0 | 0 | 0 | 0 | 0 | 0 | 0 | 0.00 | 0 | 0 | 0 | 0 | 0 | 4:31 | 0:00 | 0:29 | | 5:00 | 3 | 1:40 |
| 8 | F | RADICE Roberto | M | 0 | 0 | 0 | 0 | 0 | 0 | 0 | 0.00 | 0 | 0 | 0 | 0 | 0 | 0:00 | 0:00 | 0:00 | | 0:00 | 0 | 0:00 |
| 25 | F | TORELLA Francesco | M | 0 | 0 | 0 | 2 | 0 | 0 | 0 | 0.00 | 0 | 0 | 0 | 0 | 0 | 0:00 | 0:32 | 0:00 | | 0:32 | 2 | 0:16 |
| 1 | GK | STILLITANO Santino | M | 0 | 0 | 0 | 0 | | | | | 0 | 0 | 0 | 0 | | | | | | | | |
| 82 | GK | KASSLATTER Julian | M | 0 | 0 | 0 | 0 | | | | | 0 | 0 | 0 | 0 | | | | | | | | |
| Total | | | | 2 | 4 | 6 | 4 | 23 | 16 | 7 | 58.97 | 9 | 5 | 10 | 24 | | | | | | | | |

| Team : GER (White) | | | | | | | | | | | | | | | | | | | | | | | |
|-----------------------------|------|--------------------------|-----|----------|----------|----------|----------|-----------|-----------|-----------|---------------|----------|----------|----------|-------------|-----|------|------|------|----|-------|-----|------|
| Head Coach : WILLMANN Peter | | | | | | | | | | | Shots on Goal | | | | Time on Ice | | | | | | | | |
| No. | Pos. | Name | Gen | G | A | P | PIM | FO+ | FO- | FO+/- | FO% | 1 | 2 | 3 | OTTS | +/- | 1 | 2 | 3 | OT | TOT | SHF | AVG |
| 3 | F | DISVELD Bas | M | 0 | 0 | 0 | 0 | 5 | 5 | 0 | 50.00 | 0 | 1 | 0 | 1 | -1 | 4:30 | 5:33 | 5:02 | | 15:05 | 12 | 1:15 |
| 6 | D | RAEDLER Hugo | M | 0 | 0 | 0 | 0 | 0 | 0 | 0 | 0.00 | 0 | 0 | 0 | 0 | -1 | 8:33 | 6:53 | 9:21 | | 24:47 | 20 | 1:14 |
| 8 | F | RENNHACK Frank +A | M | 0 | 0 | 0 | 2 | 1 | 0 | 1 | 100.00 | 0 | 1 | 1 | 2 | 0 | 8:01 | 4:29 | 5:58 | | 18:28 | 14 | 1:19 |
| 43 | F | HERING Bernhard | M | 0 | 0 | 0 | 0 | 6 | 9 | -3 | 40.00 | 1 | 1 | 1 | 3 | 0 | 7:10 | 4:18 | 7:14 | | 18:42 | 16 | 1:10 |
| 55 | D | STUMPE Sven | M | 0 | 1 | 1 | 0 | 0 | 0 | 0 | 0.00 | 0 | 0 | 0 | 0 | +1 | 6:00 | 7:00 | 3:31 | | 16:31 | 15 | 1:06 |
| 7 | F | REIMANN Leopold | M | 0 | 0 | 0 | 0 | 0 | 0 | 0 | 0.00 | 0 | 1 | 0 | 1 | -1 | 3:41 | 4:41 | 5:48 | | 14:10 | 10 | 1:25 |
| 27 | F | MALCHIN Marcel Nicolas | M | 0 | 0 | 0 | 0 | 0 | 0 | 0 | 0.00 | 0 | 0 | 0 | 0 | 0 | 4:11 | 2:18 | 3:01 | | 9:30 | 9 | 1:03 |
| 33 | D | KUHLI-LAUENSTEIN Ingo +A | M | 0 | 1 | 1 | 2 | 0 | 0 | 0 | 0.00 | 0 | 0 | 0 | 0 | +1 | 4:44 | 9:26 | 6:46 | | 20:56 | 19 | 1:06 |
| 44 | D | BRELAGE Malte +C | M | 0 | 0 | 0 | 2 | 0 | 0 | 0 | 0.00 | 0 | 1 | 0 | 1 | -1 | 8:17 | 6:32 | 9:52 | | 24:41 | 19 | 1:17 |
| 97 | F | SCHRADER Felix | M | 0 | 0 | 0 | 2 | 0 | 0 | 0 | 0.00 | 1 | 1 | 0 | 2 | +1 | 4:04 | 7:23 | 5:35 | | 17:02 | 13 | 1:18 |
| 14 | F | BUSSMANN Jano | M | 1 | 0 | 1 | 0 | 4 | 7 | -3 | 36.36 | 1 | 0 | 0 | 1 | +1 | 5:04 | 5:27 | 3:24 | | 13:55 | 12 | 1:09 |
| 77 | F | WEDDE Joerg | M | 0 | 0 | 0 | 0 | 0 | 2 | -2 | 0.00 | 0 | 1 | 0 | 1 | +1 | 5:18 | 6:56 | 5:21 | | 17:35 | 14 | 1:15 |
| 83 | D | PILZ Christian | M | 0 | 0 | 0 | 0 | 0 | 0 | 0 | 0.00 | 0 | 0 | 0 | 0 | -1 | 2:08 | 1:28 | 2:27 | | 6:03 | 6 | 1:00 |
| 22 | GK | MUEHLHANS Veit | M | 0 | 0 | 0 | 0 | | | | | 0 | 0 | 0 | 0 | | | | | | | | |
| 47 | GK | KUNST Simon | M | 0 | 0 | 0 | 0 | | | | | 0 | 0 | 0 | 0 | | | | | | | | |
| Total | | | | 1 | 2 | 3 | 8 | 16 | 23 | -7 | 41.03 | 3 | 7 | 2 | 12 | | | | | | | | |

Group A

| R | Team | GP | W | OTW | OTL | L | GDF | GF : GA | PTS |
|---|------|----|---|-----|-----|---|-----|---------|-----|
| 1 | USA | 2 | 2 | 0 | 0 | 0 | +26 | 27 : 1 | 6 |
| 2 | CHN | 2 | 2 | 0 | 0 | 0 | +22 | 23 : 1 | 6 |
| 3 | ITA | 3 | 1 | 0 | 0 | 2 | -22 | 4 : 26 | 3 |
| 4 | GER | 3 | 0 | 0 | 0 | 3 | -26 | 1 : 27 | 0 |

| | CHN | GER | ITA | USA |
|-----|------------------|------|------|------------------|
| CHN | | 12:0 | 11:1 | TUE 10 MAR 13:35 |
| GER | 0:12 | | 1:2 | 0:13 |
| ITA | 1:11 | 2:1 | | 1:14 |
| USA | TUE 10 MAR 13:35 | 13:0 | 14:1 | |

| Legend: | | | |
|---------|-----------------------|--------|---------------------------------|
| (G) | Goals in tournament | * | Does not count for Plus/minus |
| +C | Captain | A | Assists |
| EQ | Equal strength | ET/Res | Penalty end time/Result of game |
| FO+ | Face-offs won | FO- | Face-offs lost |
| GA | Goals against | GDF | Goal difference |
| GK | Goalkeeper | GP | Games played |
| MIP | Minutes in play (GK) | No. | Jersey number |
| OTW | Overtime wins | P | Points |
| PP1 | Power play - 1 player | PPG | Power play goals |
| SHF | Number of shifts | SHG | Shorthanded goals |
| TOT | Total | TPP | Time on power play |
| | | +/- | Plus/minus net |
| | | AVG | Average time on ice / shift |
| | | F | Forward |
| | | FO+/- | Face-offs net |
| | | Gen | Gender |
| | | L | Losses |
| | | OT | Overtime |
| | | PIM | Penalties in minutes |
| | | PTS | Points |
| | | SOG | Shots on goal |
| | | TS | Total shots |
| | | +A | Alternate Captain |
| | | D | Defender |
| | | FO% | % Face-offs won |
| | | G | Goals |
| | | GF | Goals for |
| | | M | Male |
| | | OTL | Overtime losses |
| | | Pos. | Position |
| | | R | Rank |
| | | SVS | Saves |
| | | W | Wins |

REVISED Revised to correct the Face-off statistic in the 2nd and 3rd period for both teams.



Shot Chart
Tabella azioni di tiro

ITA - GER



1st Period




Shots by ITA

Goal (o): 1

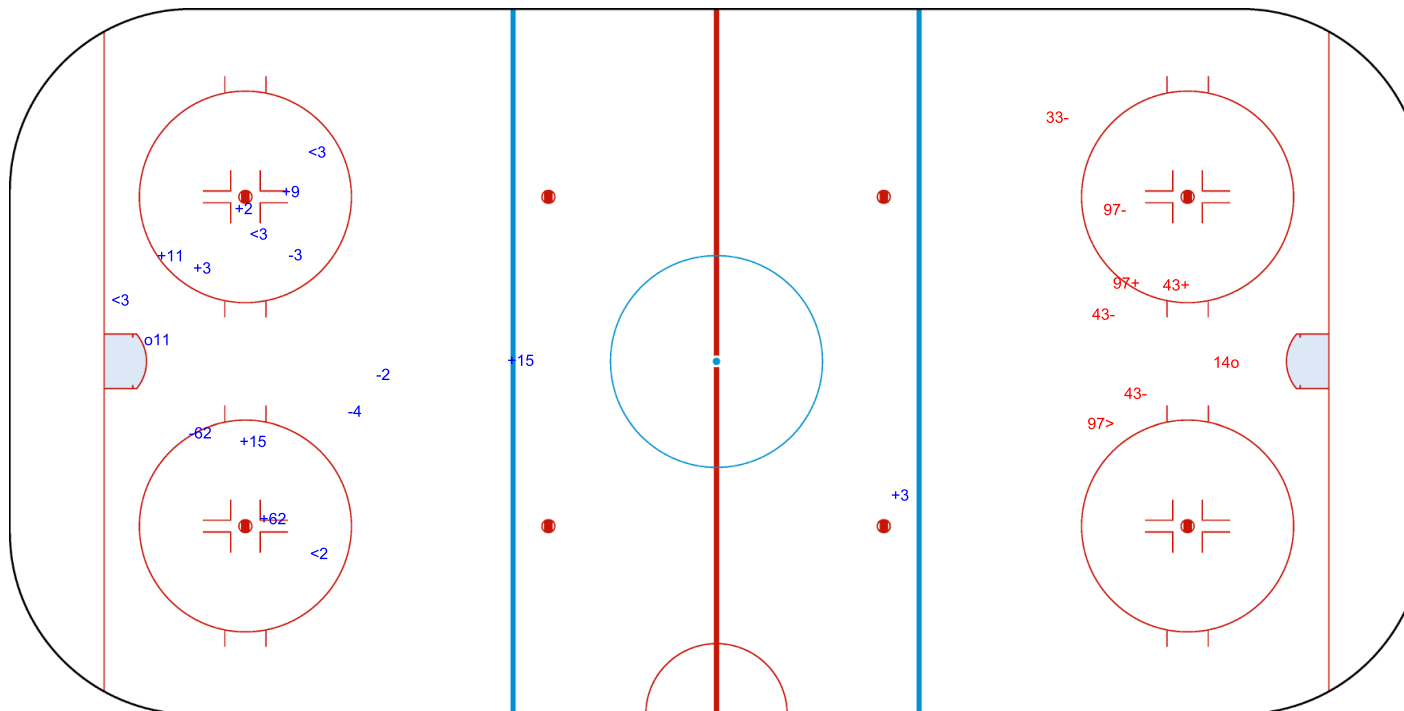
Block (<): 4

Save (+): 8

Miss (-): 4



GK 47 of GER



Shots by GER

Goal (o): 1

Block (>): 1

Save (+): 2

Miss (-): 4



GK 82 of ITA



Shots by GER

Goal (o): 0

Save (+): 7

Block (<): 1

Miss (-): 4



GK 82 of ITA



2nd Period



Shots by ITA

Goal (o): 1

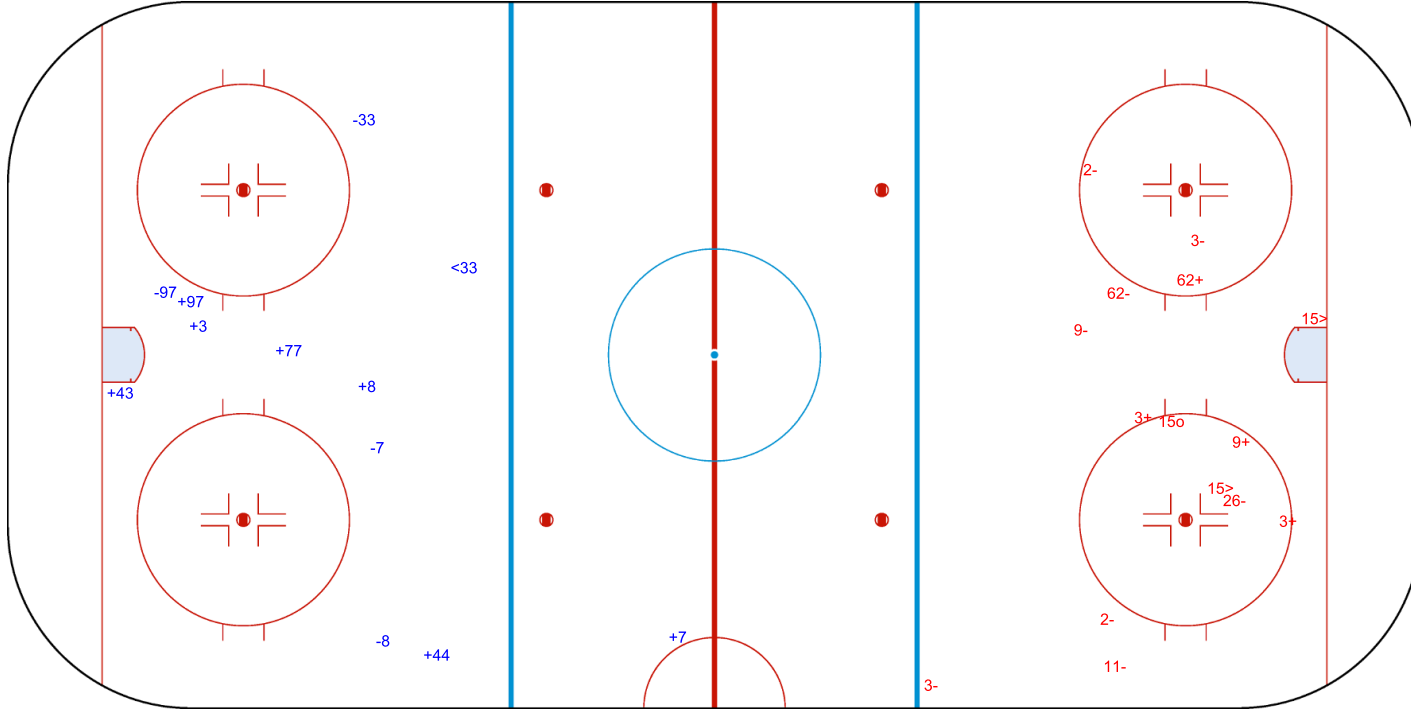
Save (+): 4

Block (>): 2

Miss (-): 8



GK 47 of GER





Shots by ITA

Goal (o): 0

Block (<): 0

Save (+): 10

Miss (-): 4



GK 47 of GER



3rd Period



Shots by GER

Goal (o): 0

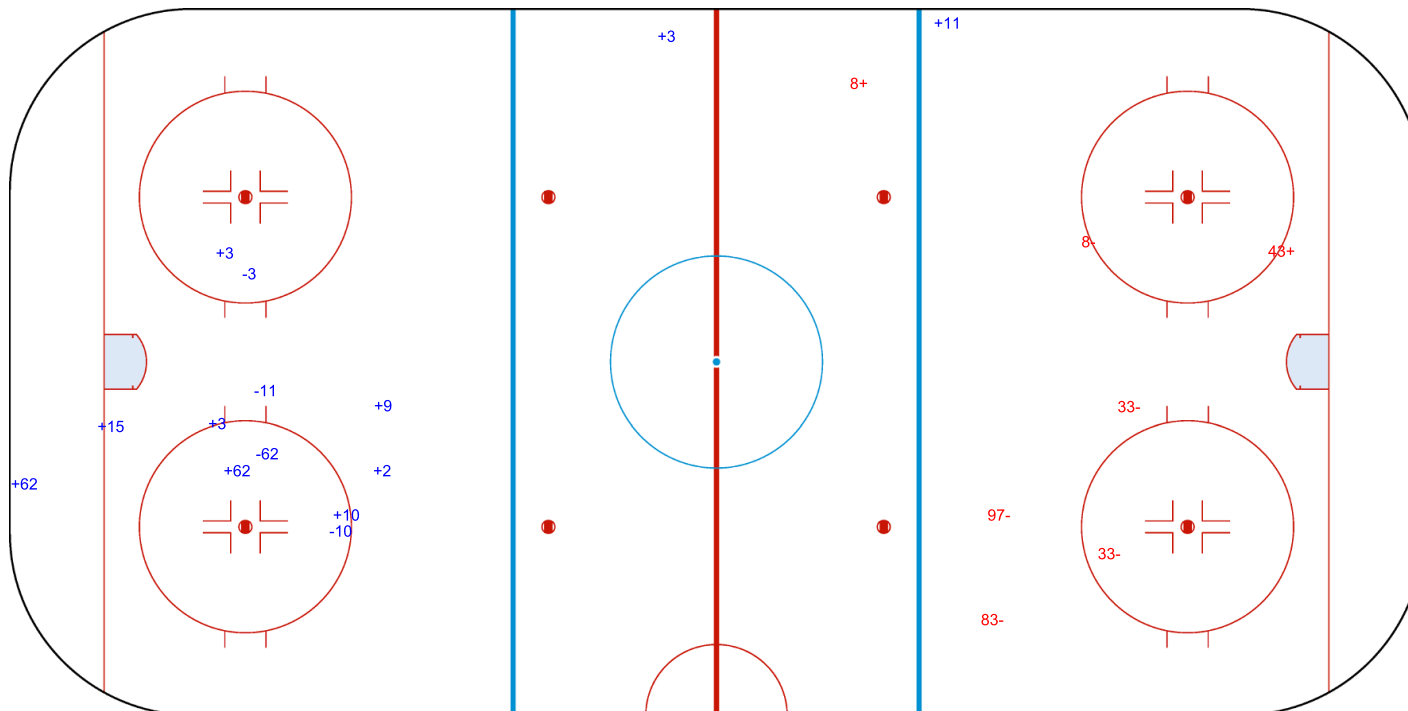
Block (>): 0

Save (+): 2

Miss (-): 5



GK 82 of ITA



Legend:

GK

Goalkeeper



Face-off Chart

Tabella ingaggi

REVISED

10 MAR 12:10

ITA - GER

1st PERIOD

| ITA | | GER | | Neutral zone | | ITA | | GER | |
|---------------------|-----------|---------|---------|--------------|--|-----------|-----------|-----|--|
| Def. zone | Att. zone | | | | | Att. zone | Def. zone | | |
| | | - 11 | + 43 | | | - 27 | + 14 | | |
| | | + 11 | - 3 | | | - 11 | + 14 | | |
| | | + 9 | - 3 | | | + 27 | - 43 | | |
| | | + 27 | - 43 | | | - 27 | + 43 | | |
| | | + 27 | - 77 | | | + 11 | - 77 | | |
| | | | | | | + 9 | - 43 | | |
| | | | | | | + 9 | - 43 | | |
| Total wins / period | | 4 / 80% | 1 / 20% | | | 4 / 57% | 3 / 43% | | |

Total wins
all zones

| ITA | GER |
|---------|---------|
| 8 / 67% | 4 / 33% |

2nd PERIOD

| ITA | | GER | | Neutral zone | | ITA | | GER | |
|---------------------|-----------|---------|---------|--------------|---------|-----------|-----------|-----|--|
| Def. zone | Att. zone | | | | | Att. zone | Def. zone | | |
| + 11 | - 14 | + 11 | - 43 | | | - 9 | + 14 | | |
| + 11 | - 43 | - 9 | + 3 | | | - 3 | + 3 | | |
| - 11 | + 43 | - 11 | + 43 | | | - 3 | + 3 | | |
| - 9 | + 3 | - 3 | + 8 | | | | | | |
| + 9 | - 14 | | | | | | | | |
| + 27 | - 14 | | | | | | | | |
| + 3 | - 3 | | | | | | | | |
| - 9 | + 14 | | | | | | | | |
| Total wins / period | | 5 / 63% | 3 / 37% | 1 / 25% | 3 / 75% | 0 / 0% | 3 / 100% | | |

Total wins
all zones

| ITA | GER |
|---------|---------|
| 6 / 40% | 9 / 60% |

3rd PERIOD

| ITA | | GER | | Neutral zone | | ITA | | GER | |
|---------------------|-----------|---------|---------|--------------|--------|-----------|-----------|-----|--|
| Def. zone | Att. zone | | | | | Att. zone | Def. zone | | |
| - 11 | + 43 | + 11 | - 43 | | | - 9 | + 3 | | |
| + 27 | - 14 | + 27 | - 14 | | | - 11 | + 43 | | |
| | | + 3 | - 14 | | | + 3 | - 43 | | |
| | | + 3 | - 14 | | | + 3 | - 43 | | |
| | | | | | | + 11 | - 3 | | |
| | | | | | | + 27 | - 3 | | |
| Total wins / period | | 1 / 50% | 1 / 50% | 4 / 100% | 0 / 0% | 4 / 67% | 2 / 33% | | |

Total wins
all zones

| ITA | GER |
|---------|---------|
| 9 / 75% | 3 / 25% |

TOTAL

| ITA | | GER | | Neutral zone | | ITA | | GER | |
|-------------------|-----------|---------|---------|--------------|---------|-----------|-----------|-----|--|
| Def. zone | Att. zone | | | | | Att. zone | Def. zone | | |
| | | | | | | | | | |
| Total wins / game | | 6 / 60% | 4 / 40% | 9 / 69% | 4 / 31% | 8 / 50% | 8 / 50% | | |

Total wins
all zones

| ITA | GER |
|----------|----------|
| 23 / 59% | 16 / 41% |



HEAD TO HEAD

| | | GER | | | | | | | | | |
|-----------------|----------|-----------|-----------|----------|---------|-----------|-----------|-----------|-----------|----------|--|
| No. | 3 | 8 | 14 | 43 | 77 | Tot. | wins ITA | Dz | Nz | Az | |
| ITA | 3 | 1 - 2 | 0 - 1 | 2 - 0 | 2 - 0 | 8 | 5 63% | 1 100% | 2 67% | 2 50% | |
| | 9 | 1 - 3 | | 1 - 2 | 2 - 0 | 9 | 4 44% | 1 33% | 1 50% | 2 50% | |
| | 11 | 2 - 0 | | 1 - 1 | 3 - 5 | 13 | 7 54% | 2 50% | 3 60% | 2 50% | |
| | 27 | 1 - 0 | | 3 - 1 | 2 - 1 | 9 | 7 78% | 2 100% | 3 100% | 2 50% | |
| Tot. | 10 | 1 | 11 | 15 | 2 | 39 | 23 59% | 6 60% | 9 69% | 8 50% | |
| wins GER | 5 50% | 1 100% | 4 36% | 6 40% | 0 0% | 16 41% | | | | | |
| Dz | 3 60% | | 3 100% | 2 29% | 0 0% | 8 50% | | | | | |
| Nz | 1 33% | 1 100% | 0 0% | 2 40% | 0 0% | 4 31% | | | | | |
| Az | 1 50% | | 1 20% | 2 67% | | 4 40% | | | | | |

| | | | | | | | |
|----------------|---------------|-----------|----------------|-------------|------------------------|-----------|----------------|
| Legend: | | | | | | | |
| Att. | Attacking | Az | Attacking zone | Def. | Defending | Dz | Defending zone |
| No. | Jersey number | Nz | Neutral zone | Tot. | Total face-offs played | | |

REVISED Revised to correct the Face-off statistic in the 2nd and 3rd period for both teams.



Line-Ups

Formazioni

USA - CHN

Referee

WEBINGER Kevin (CAN)

Linespersons

DAUPHINEE Dylan (CAN), LEWIS Brendan (USA)

Goalkeepers

Team: USA

| No. | Name | Gen |
|-----|-----------------|-----|
| 29 | LAMARRE Griffin | M |
| 32 | LEE Jen | M |

Team: CHN

| No. | Name | Gen |
|-----|------------|-----|
| 1 | WANG Wei | M |
| 20 | JI Yanzhao | M |

Team Line-ups

Team: USA (Blue)

| No. | Pos. | Name | Gen |
|-----|------|------------------|-----|
| 8 | D | WALLACE Jack | M |
| 23 | D | CUNNINGHAM Liam | M |
| 7 | F | BEASLEY Kayden | M |
| 18 | F | NICHOLS Evan | M |
| 19 | F | JONES Malik | M |
| 22 | D | GROVE Noah | M |
| 27 | D | PAULS Josh +C | M |
| 4 | F | ROYBAL Brody | M |
| 10 | F | BOLTON Brett | M |
| 16 | F | FARMER Declan +A | M |
| 9 | F | DODSON Travis +A | M |
| 37 | F | EUSTACE David | M |
| 88 | F | McKEE Kevin | M |

Head Coach: HOFF David

NOT DRESSED:

| | | | |
|----|---|------------------|---|
| 11 | D | UTHKE Landon | M |
| 24 | F | MISIEWICZ Joshua | M |

Team: CHN (Yellow)

| No. | Pos. | Name | Gen |
|-----|------|-----------------|-----|
| 19 | D | ZHANG Zheng +A | M |
| 24 | D | ZHU Zhanfu | M |
| 8 | F | WANG Zhidong +C | M |
| 17 | F | SHEN Yifeng +A | M |
| 30 | F | QIU Dianpeng | M |
| 3 | D | LYU Zhi | M |
| 18 | D | WANG Jujiang | M |
| 15 | F | SONG Xiaodong | M |
| 23 | F | CUI Yutao | M |
| 28 | F | TIAN Jintao | M |
| 12 | D | CHE Hang | M |
| 33 | F | CHEN Hongyu | M |
| 39 | F | LIU Wenxu | M |

Head Coach: SHARSHUKOV Nikolay

NOT DRESSED:

| | | | |
|----|---|-------------|---|
| 32 | F | LI Hongguan | M |
| 37 | D | HE Haoran | M |

Legend:

| | | | | | | | |
|------------|-------------------|-----------|---------|------------|---------------|-------------|----------|
| +A | Alternate Captain | +C | Captain | D | Defender | F | Forward |
| Gen | Gender | M | Male | No. | Jersey number | Pos. | Position |



Graphical Line-ups

Schema grafico formazioni

USA - CHN

Referee

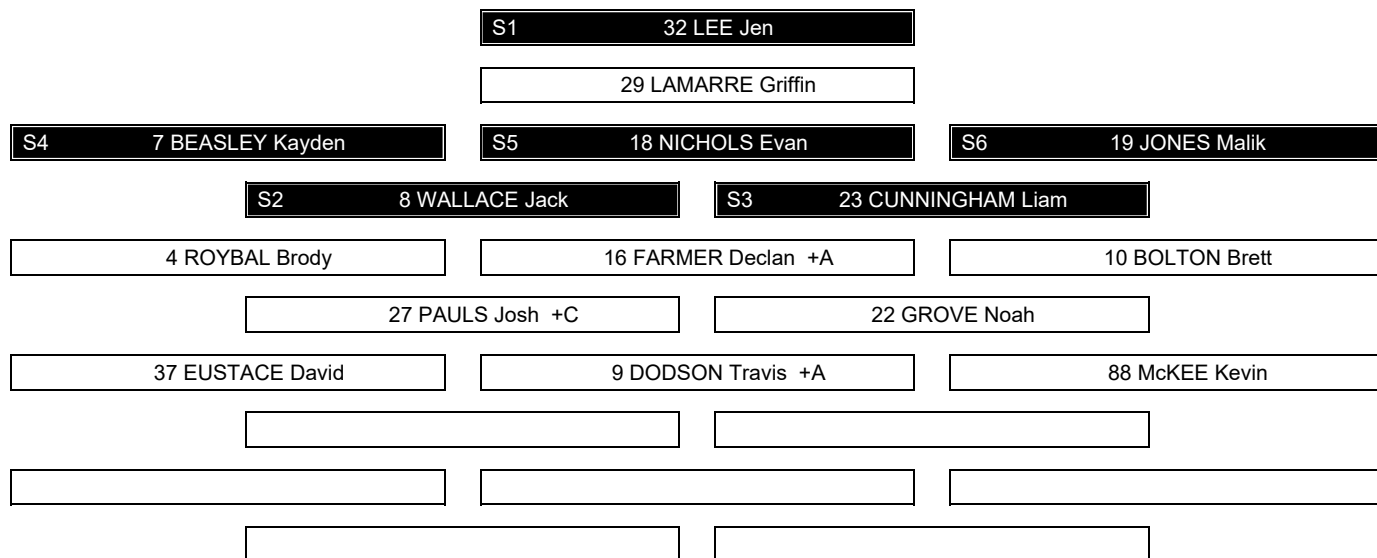
WEBINGER Kevin (CAN)

Linespersons

DAUPHINEE Dylan (CAN), LEWIS Brendan (USA)

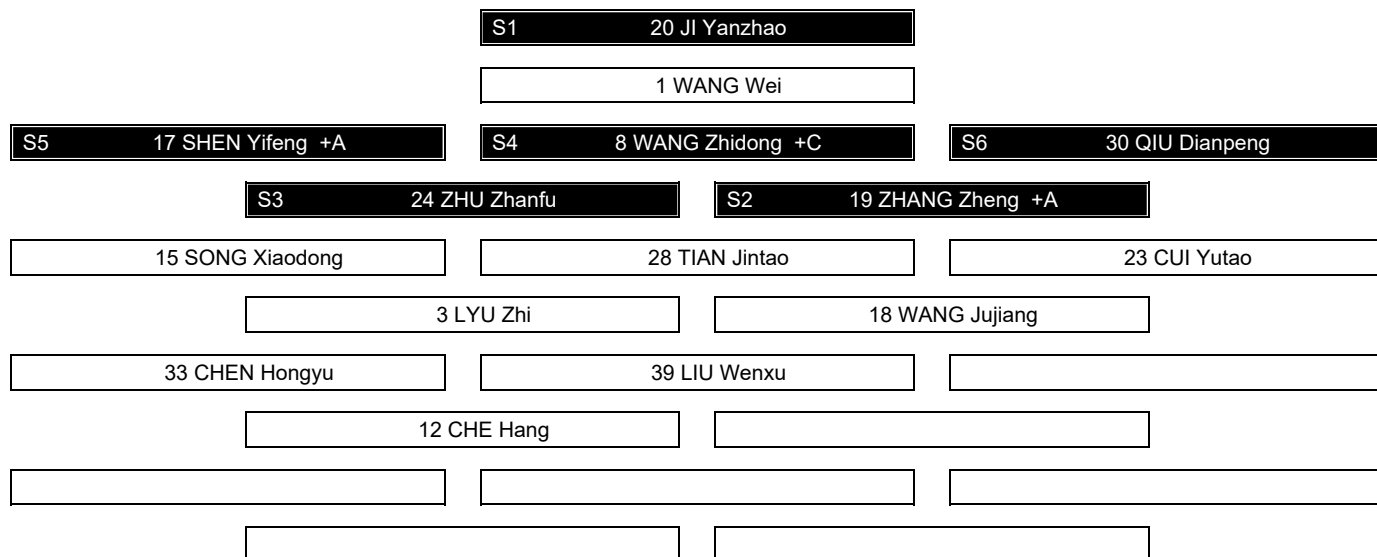
Team: USA - United States of America (Blue)

Head Coach: HOFF David



Team: CHN - People's Republic of China (Yellow)

Head Coach: SHARSHUKOV Nikolay



Legend:

+A Alternate Captain +C Captain Sn Starting position



Game Summary

Tabella riassuntiva partita

USA - CHN 7 - 1 (2 - 0 , 4 - 0 , 1 - 1)

| Spectators | Referee | Linespersons |
|------------|----------------------|---------------------------------------------|
| 2660 | WEBINGER Kevin (CAN) | DAUPHINEE Dylan (CAN) , LEWIS Brendan (USA) |

Team Statistics

| Period | Score | SVS | SOG | PIM | TPP | PPG | SHG |
|--------------|--------------|---------------|---------------|---------------|---------------------|--------------|--------------|
| 1 | 2 : 0 | 2 : 10 | 12 : 2 | 0 : 8 | 5:10 : 0:00 | 2 : 0 | 0 : 0 |
| 2 | 4 : 0 | 3 : 8 | 12 : 3 | 0 : 6 | 3:23 : 0:00 | 3 : 0 | 0 : 0 |
| 3 | 1 : 1 | 3 : 6 | 7 : 4 | 6 : 4 | 3:06 : 4:00 | 0 : 0 | 0 : 0 |
| Total | 7 : 1 | 8 : 24 | 31 : 9 | 6 : 18 | 11:39 : 4:00 | 5 : 0 | 0 : 0 |

1st Period

| Action | Time | ET/Res | Team | Type | No. | Name | (G) Name of Assistant(s) / Action Description |
|-------------|--------------|--------------|------------|------------|-----------|-----------------|------------------------------------------------------------------------------------|
| GK | 00:00 | | USA | | 32 | LEE J | - Goalkeeper in |
| GK | 00:00 | | CHN | | 20 | JI Y | - Goalkeeper in |
| Penalty | 05:51 | 07:51 | CHN | 2 min. | 3 | LYU Z | - Holding |
| Penalty | 08:50 | 10:50 | CHN | 2 min. | 15 | SONG X | - Roughing |
| Penalty | 10:48 | 11:46 | CHN | 2 min. | 3 | LYU Z | - Interference |
| Goal | 11:46 | 1 : 0 | USA | PP1 | 27 | PAULS J | (1) 4 ROYBAL B 8 WALLACE J On Ice USA 32 4 8 16 18 27 CHN 20 8 15 19 24 * |
| Penalty | 14:24 | 14:38 | CHN | 2 min. | 23 | CUI Y | - Elbowing |
| Goal | 14:38 | 2 : 0 | USA | PP1 | 16 | FARMER D | (9) 4 ROYBAL B On Ice USA 32 4 8 16 18 27 CHN 20 17 19 24 30 * |

2nd Period

| Action | Time | ET/Res | Team | Type | No. | Name | (G) Name of Assistant(s) / Action Description |
|-------------|--------------|--------------|------------|------------|-----------|---------------------|--------------------------------------------------------------------------------------|
| Penalty | 16:09 | 17:22 | CHN | 2 min. | 19 | ZHANG Z | - Teeing |
| Goal | 17:22 | 3 : 0 | USA | PP1 | 4 | ROYBAL B | (1) 18 NICHOLS E On Ice USA 32 4 8 16 18 27 CHN 20 8 17 24 30 * |
| Goal | 20:24 | 4 : 0 | USA | EQ | 16 | FARMER D | (10) 8 WALLACE J On Ice USA 32 4 8 10 16 23 CHN 20 8 17 19 24 30 |
| Penalty | 24:20 | 26:16 | CHN | 2 min. | 12 | CHE H | - Teeing |
| Goal | 26:16 | 5 : 0 | USA | PP1 | 4 | ROYBAL B | (2) 16 FARMER D 18 NICHOLS E On Ice USA 32 4 8 16 18 27 CHN 20 8 17 19 24 * |
| Penalty | 28:24 | 28:38 | CHN | 2 min. | 8 | WANG Z | - Teeing |
| Goal | 28:38 | 6 : 0 | USA | PP1 | 23 | CUNNINGHAM L | (1) 22 GROVE N 16 FARMER D On Ice USA 32 4 10 16 22 23 CHN 20 12 15 19 28 * |

3rd Period

| Action | Time | ET/Res | Team | Type | No. | Name | (G) Name of Assistant(s) / Action Description |
|-------------|--------------|--------------|------------|-----------|-----------|-----------------|--------------------------------------------------------------------------------------|
| GK | 30:00 | | CHN | | 1 | WANG W | - Goalkeeper in |
| Goal | 30:59 | 7 : 0 | USA | EQ | 16 | FARMER D | (11) 20 JI Y - Goalkeeper out On Ice USA 32 10 16 19 22 27 CHN 1 8 17 19 24 30 |
| Penalty | 31:27 | 33:27 | USA | 2 min. | 4 | ROYBAL B | - Roughing |
| Goal | 34:28 | 7 : 1 | CHN | EQ | 24 | ZHU Z | (1) 28 TIAN J 8 WANG Z On Ice USA 32 4 8 10 16 23 CHN 1 8 17 19 24 28 |
| Penalty | 36:57 | 38:57 | CHN | 2 min. | 23 | CUI Y | - Teeing |
| Penalty | 41:07 | 43:07 | USA | 2 min. | 8 | WALLACE J | - Teeing |
| Time-out | 41:07 | | CHN | | | | |
| Penalty | 43:52 | 45:00 | CHN | 2 min. | 28 | TIAN J | - Roughing |
| Penalty | 44:58 | 45:00 | USA | 2 min. | 19 | JONES M | - Roughing |
| GK | 45:00 | | USA | | | | 32 LEE J - Goalkeeper out |
| GK | 45:00 | | CHN | | | | 1 WANG W - Goalkeeper out |

Goalkeeper Records

Team : USA - United States of America

Team : CHN - People's Republic of China

| No. | Name | SOG | SVS | MIP |
|-----|-----------------|-----|-----|-------|
| 32 | LEE Jen | 9 | 8 | 45:00 |
| 29 | LAMARRE Griffin | | | |

| No. | Name | SOG | SVS | MIP |
|-----|------------|-----|-----|-------|
| 20 | JI Yanzhao | 24 | 18 | 30:00 |
| 1 | WANG Wei | 7 | 6 | 15:00 |



Game Statistics

Team : USA (Blue)

Head Coach : HOFF David

| No. | Pos. | Name | Gen | G | A | P | PIM | FO+ | FO- | FO+/- | FO% | Shots on Goal | | | | +/- | Time on Ice | | | | | |
|--------------|------|------------------|-----|----------|----------|-----------|----------|-----------|-----------|-----------|--------------|---------------|-----------|----------|-----------|---------|-------------|------|-------|-------|------|------|
| | | | | | | | | | | | | 1 | 2 | 3 | OTTS | | 1 | 2 | 3 | OT | TOT | SHF |
| 7 | F | BEASLEY Kayden | M | 0 | 0 | 0 | 0 | 1 | 0 | 1 | 100.00 | 0 | 0 | 0 | 0 | 0 | 3:00 | 4:02 | 5:07 | 12:09 | 10 | 1:12 |
| 8 | D | WALLACE Jack | M | 0 | 2 | 2 | 2 | 0 | 0 | 0 | 0.00 | 5 | 2 | 3 | 10 | 0:11:24 | 8:01 | 6:44 | 26:09 | 18 | 1:27 | |
| 18 | F | NICHOLS Evan | M | 0 | 2 | 2 | 0 | 6 | 2 | 4 | 75.00 | 0 | 0 | 0 | 0 | 7:33 | 6:01 | 5:26 | 19:00 | 18 | 1:03 | |
| 19 | F | JONES Malik | M | 0 | 0 | 0 | 2 | 0 | 0 | 0 | 0.00 | 0 | 1 | 0 | 1 | +1 | 3:05 | 4:01 | 3:29 | 10:35 | 11 | 0:57 |
| 23 | D | CUNNINGHAM Liam | M | 1 | 0 | 1 | 0 | 0 | 0 | 0 | 0.00 | 1 | 2 | 0 | 3 | 0 | 4:23 | 6:39 | 6:32 | 17:34 | 19 | 0:55 |
| 4 | F | ROYBAL Brody | M | 2 | 2 | 4 | 2 | 0 | 1 | -1 | 0.00 | 0 | 2 | 0 | 2 | 0 | 8:46 | 7:12 | 3:52 | 19:50 | 13 | 1:31 |
| 10 | F | BOLTON Brett | M | 0 | 0 | 0 | 0 | 0 | 0 | 0 | 0.00 | 0 | 0 | 0 | 0 | +1 | 3:46 | 3:44 | 2:16 | 9:46 | 12 | 0:48 |
| 16 | F | FARMER Declan +A | M | 3 | 2 | 5 | 0 | 17 | 10 | 7 | 62.96 | 4 | 2 | 3 | 9 | +1 | 8:52 | 7:05 | 6:58 | 22:55 | 15 | 1:31 |
| 22 | D | GROVE Noah | M | 0 | 1 | 1 | 0 | 0 | 0 | 0 | 0.00 | 0 | 2 | 1 | 3 | +1 | 6:20 | 6:37 | 10:31 | 23:28 | 16 | 1:28 |
| 27 | D | PAULS Josh +C | M | 1 | 0 | 1 | 0 | 0 | 0 | 0 | 0.00 | 1 | 0 | 0 | 1 | +1 | 7:44 | 8:43 | 6:17 | 22:44 | 21 | 1:04 |
| 9 | F | DODSON Travis +A | M | 0 | 0 | 0 | 0 | 1 | 0 | 1 | 100.00 | 0 | 0 | 0 | 0 | 0 | 3:07 | 4:12 | 5:26 | 12:45 | 17 | 0:45 |
| 37 | F | EUSTACE David | M | 0 | 0 | 0 | 0 | 5 | 4 | 1 | 55.56 | 1 | 1 | 0 | 2 | 0 | 3:39 | 5:07 | 5:17 | 14:03 | 16 | 0:52 |
| 88 | F | McKEE Kevin | M | 0 | 0 | 0 | 0 | 0 | 0 | 0 | 0.00 | 0 | 0 | 0 | 0 | 0 | 3:21 | 3:36 | 2:55 | 9:52 | 12 | 0:49 |
| 29 | GK | LAMARRE Griffin | M | 0 | 0 | 0 | 0 | | | | | 0 | 0 | 0 | 0 | | | | | | | |
| 32 | GK | LEE Jen | M | 0 | 0 | 0 | 0 | | | | | 0 | 0 | 0 | 0 | | | | | | | |
| Total | | | | 7 | 9 | 16 | 6 | 30 | 17 | 13 | 63.83 | 12 | 12 | 7 | 31 | | | | | | | |

Team : CHN (Yellow)

Head Coach : SHARSHUKOV Nikolay

| No. | Pos. | Name | Gen | G | A | P | PIM | FO+ | FO- | FO+/- | FO% | Shots on Goal | | | | +/- | Time on Ice | | | | | |
|--------------|------|-----------------|-----|----------|----------|----------|-----------|-----------|-----------|------------|--------------|---------------|----------|----------|----------|-----|-------------|------|-------|-------|-----|------|
| | | | | | | | | | | | | 1 | 2 | 3 | OTTS | | 1 | 2 | 3 | OT | TOT | SHF |
| 8 | F | WANG Zhidong +C | M | 0 | 1 | 1 | 2 | 7 | 17 | -10 | 29.17 | 0 | 2 | 0 | 2 | -1 | 9:05 | 9:03 | 11:52 | 30:00 | 17 | 1:45 |
| 17 | F | SHEN Yifeng +A | M | 0 | 0 | 0 | 0 | 0 | 0 | 0 | 0.00 | 0 | 1 | 0 | 1 | -1 | 10:42 | 8:45 | 8:29 | 27:56 | 16 | 1:44 |
| 19 | D | ZHANG Zheng +A | M | 0 | 0 | 0 | 2 | 0 | 0 | 0 | 0.00 | 0 | 0 | 0 | 0 | -1 | 11:28 | 8:59 | 7:43 | 28:10 | 16 | 1:45 |
| 24 | D | ZHU Zhanfu | M | 1 | 0 | 1 | 0 | 0 | 0 | 0 | 0.00 | 0 | 0 | 1 | 1 | -1 | 9:04 | 8:45 | 8:06 | 25:55 | 18 | 1:26 |
| 30 | F | QIU Dianpeng | M | 0 | 0 | 0 | 0 | 1 | 0 | 1 | 100.00 | 0 | 0 | 0 | 0 | -2 | 4:55 | 6:27 | 2:16 | 13:38 | 11 | 1:14 |
| 3 | D | LYU Zhi | M | 0 | 0 | 0 | 4 | 0 | 1 | -1 | 0.00 | 0 | 0 | 0 | 0 | 0 | 5:27 | 0:43 | 2:43 | 8:53 | 10 | 0:53 |
| 15 | F | SONG Xiaodong | M | 0 | 0 | 0 | 2 | 1 | 0 | 1 | 100.00 | 0 | 0 | 0 | 0 | 0 | 5:11 | 6:07 | 7:15 | 18:33 | 15 | 1:14 |
| 18 | D | WANG Jujiang | M | 0 | 0 | 0 | 0 | 0 | 1 | -1 | 0.00 | 1 | 0 | 0 | 1 | 0 | 3:51 | 5:30 | 6:39 | 16:00 | 16 | 1:00 |
| 23 | F | CUI Yutao | M | 0 | 0 | 0 | 4 | 7 | 9 | -2 | 43.75 | 0 | 0 | 0 | 0 | 0 | 4:54 | 5:09 | 2:20 | 12:23 | 13 | 0:57 |
| 28 | F | TIAN Jintao | M | 0 | 1 | 1 | 2 | 0 | 1 | -1 | 0.00 | 1 | 0 | 3 | 4 | +1 | 5:03 | 6:15 | 7:56 | 19:14 | 15 | 1:16 |
| 12 | D | CHE Hang | M | 0 | 0 | 0 | 2 | 0 | 0 | 0 | 0.00 | 0 | 0 | 0 | 0 | 0 | 0:03 | 5:54 | 4:49 | 10:46 | 9 | 1:11 |
| 33 | F | CHEN Hongyu | M | 0 | 0 | 0 | 0 | 1 | 1 | 0 | 50.00 | 0 | 0 | 0 | 0 | 0 | 0:00 | 0:00 | 0:00 | 0:00 | 0 | 0:00 |
| 39 | F | LIU Wenxu | M | 0 | 0 | 0 | 0 | 0 | 0 | 0 | 0.00 | 0 | 0 | 0 | 0 | 0 | 0:00 | 0:00 | 1:43 | 1:43 | 1 | 1:43 |
| 1 | GK | WANG Wei | M | 0 | 0 | 0 | 0 | | | | | 0 | 0 | 0 | 0 | | | | | | | |
| 20 | GK | JI Yanzhao | M | 0 | 0 | 0 | 0 | | | | | 0 | 0 | 0 | 0 | | | | | | | |
| Total | | | | 1 | 2 | 3 | 18 | 17 | 30 | -13 | 36.17 | 2 | 3 | 4 | 9 | | | | | | | |

Group A

| R | Team | GP | W | OTW | OTL | L | GDF | GF : GA | PTS |
|---|------|----|---|-----|-----|---|-----|---------|-----|
| 1 | USA | 3 | 3 | 0 | 0 | 0 | +32 | 34 : 2 | 9 |
| 2 | CHN | 3 | 2 | 0 | 0 | 1 | +16 | 24 : 8 | 6 |
| 3 | ITA | 3 | 1 | 0 | 0 | 2 | -22 | 4 : 26 | 3 |
| 4 | GER | 3 | 0 | 0 | 0 | 3 | -26 | 1 : 27 | 0 |

| | CHN | GER | ITA | USA |
|-----|------|------|------|------|
| CHN | | 12:0 | 11:1 | 1:7 |
| GER | 0:12 | | 1:2 | 0:13 |
| ITA | 1:11 | 2:1 | | 1:14 |
| USA | 7:1 | 13:0 | 14:1 | |



| Legend: | | | | | |
|----------------------------------|---------------|---------------------------------|--------------|-----------------------------|-----------------------------|
| (G) Goals in tournament | * | Does not count for Plus/minus | +/- | Plus/minus net | +A Alternate Captain |
| +C Captain | A | Assists | AVG | Average time on ice / shift | D Defender |
| EQ Equal strength | ET/Res | Penalty end time/Result of game | F | Forward | FO% % Face-offs won |
| FO+ Face-offs won | FO- | Face-offs lost | FO+/- | Face-offs net | G Goals |
| GA Goals against | GDF | Goal difference | Gen | Gender | GF Goals for |
| GK Goalkeeper | GP | Games played | L | Losses | M Male |
| MIP Minutes in play (GK) | No. | Jersey number | OT | Overtime | OTL Overtime losses |
| OTW Overtime wins | P | Points | PIM | Penalties in minutes | Pos. Position |
| PP1 Power play - 1 player | PPG | Power play goals | PTS | Points | R Rank |
| SHF Number of shifts | SHG | Shorthanded goals | SOG | Shots on goal | SVS Saves |
| TOT Total | TPP | Time on power play | TS | Total shots | W Wins |



Shot Chart
Tabella azioni di tiro

USA - CHN



1st Period




Shots by USA

Goal (o): 2

Block (<): 0

Save (+): 10

Miss (-): 6



GK 20 of CHN

Shots by CHN

Goal (o): 0

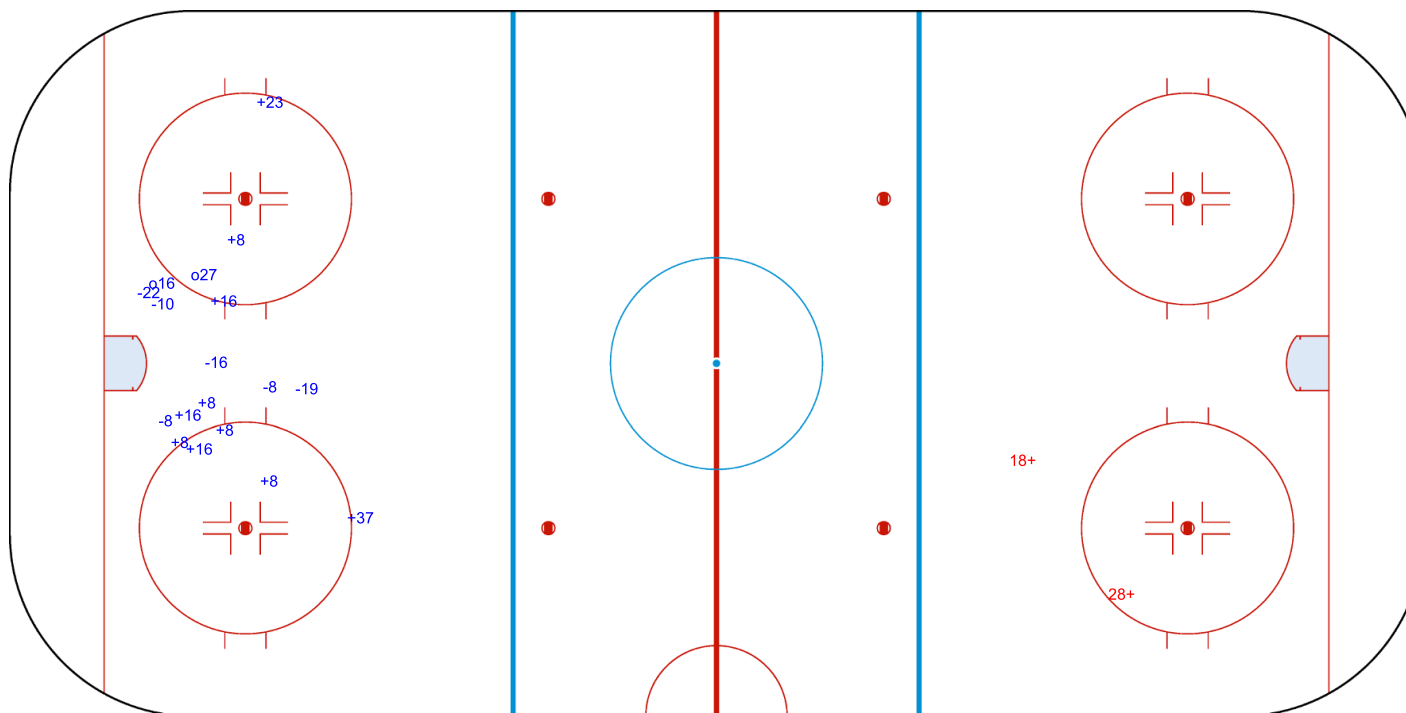
Block (>): 0

Save (+): 2

Miss (-): 0



GK 32 of USA





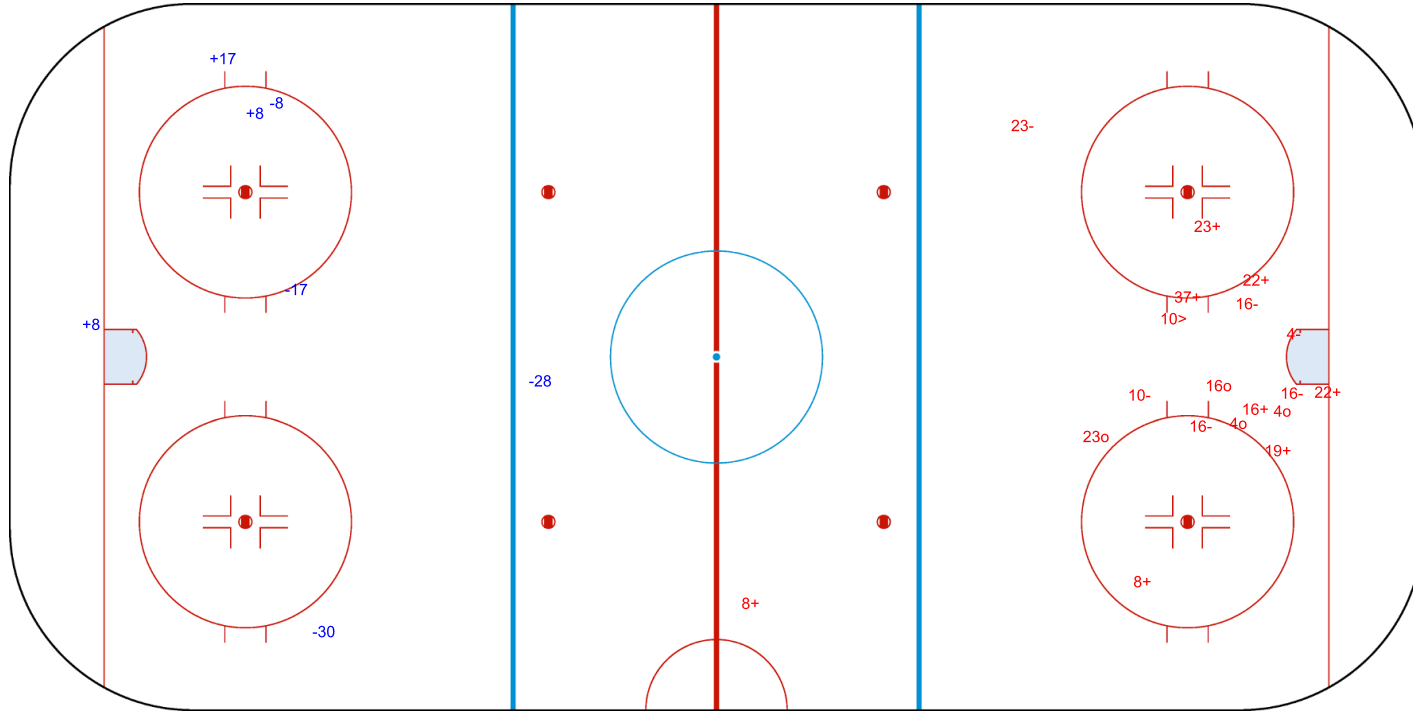
Shots by CHN

Goal (o): 0 Save (+): 3
Block (<): 0 Miss (-): 4




GK 32 of USA

USA → 2nd Period ← CHN



Shots by USA

Goal (o): 4 Save (+): 8
Block (>): 1 Miss (-): 6

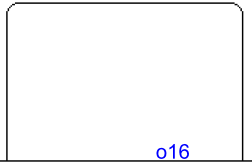


GK 20 of CHN




Shots by USA

Goal (o): 1 Save (+): 6
Block (<): 1 Miss (-): 3



GK 1 of CHN



GK 20 of CHN



3rd Period

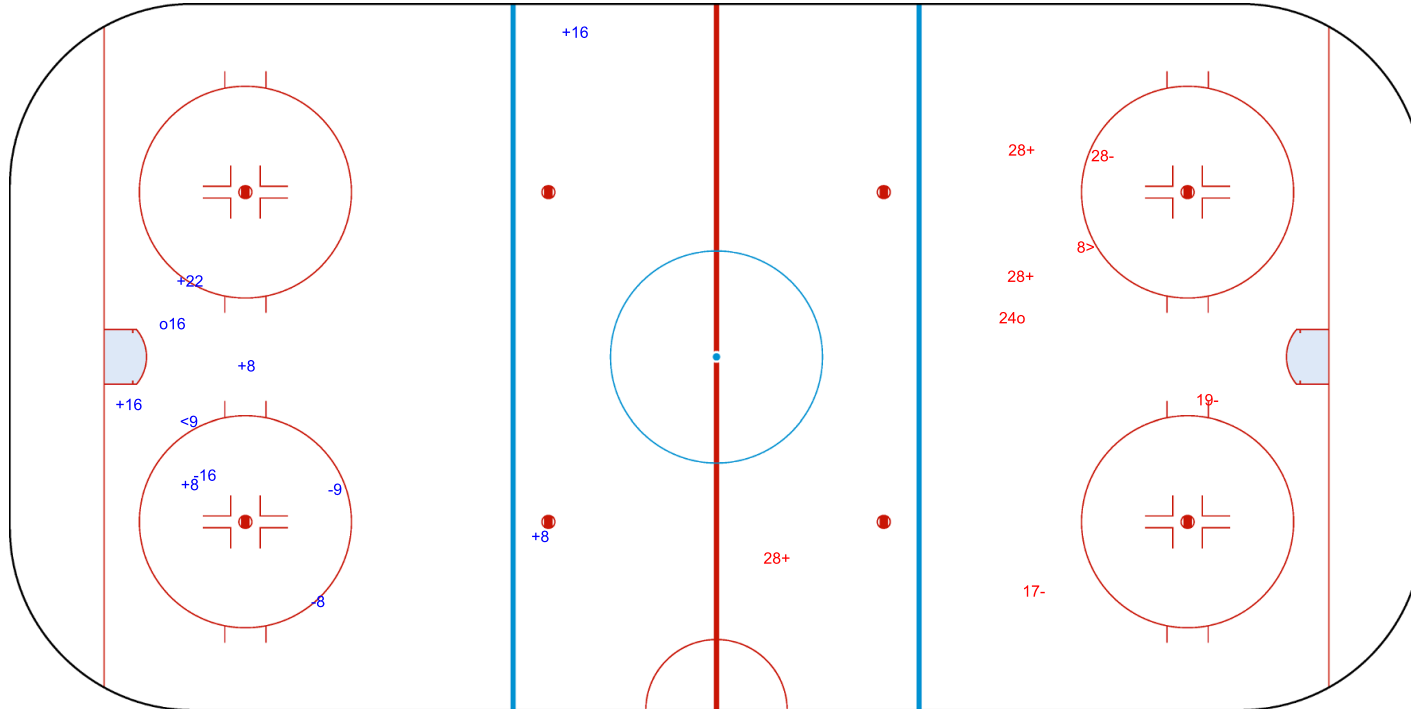


Shots by CHN

Goal (o): 1 Save (+): 3
Block (>): 1 Miss (-): 3



GK 32 of USA



Legend:
GK

Goalkeeper



Face-off Chart

Tabella ingaggi

USA - CHN

1st PERIOD

| USA | CHN | USA | CHN | USA | CHN | Total wins all zones | |
|---------------------|-----------|--------------|---------|-----------|-----------|----------------------|---------|
| Def. zone | Att. zone | Neutral zone | | Att. zone | Def. zone | USA | CHN |
| | | + 18 | - 8 | + 37 | - 8 | 10 / 67% | 5 / 33% |
| | | - 16 | + 23 | + 16 | - 8 | | |
| | | - 16 | + 23 | + 16 | - 23 | | |
| | | - 16 | + 23 | + 16 | - 8 | | |
| | | + 16 | - 8 | + 16 | - 3 | | |
| | | | | + 37 | - 23 | | |
| | | | | + 16 | - 8 | | |
| | | | | + 16 | - 23 | | |
| | | | | - 18 | + 30 | | |
| | | | | - 16 | + 8 | | |
| Total wins / period | | 2 / 40% | 3 / 60% | 8 / 80% | 2 / 20% | | |

2nd PERIOD

| USA | CHN | USA | CHN | USA | CHN | Total wins all zones | | | |
|---------------------|-----------|--------------|---------|-----------|-----------|----------------------|---------|--|--|
| Def. zone | Att. zone | Neutral zone | | Att. zone | Def. zone | USA | CHN | | |
| + 16 | - 8 | + 18 | - 8 | + 16 | - 28 | 13 / 72% | 5 / 28% | | |
| - 37 | + 8 | + 16 | - 8 | + 16 | - 8 | | | | |
| | | + 37 | - 23 | + 37 | - 23 | | | | |
| | | + 16 | - 8 | - 16 | + 8 | | | | |
| | | + 18 | - 23 | + 18 | - 8 | | | | |
| | | - 37 | + 23 | + 18 | - 8 | | | | |
| | | + 16 | - 23 | + 16 | - 18 | | | | |
| | | - 16 | + 23 | - 37 | + 23 | | | | |
| Total wins / period | | 1 / 50% | 1 / 50% | 6 / 75% | 2 / 25% | | | | |

3rd PERIOD

| USA | CHN | USA | CHN | USA | CHN | Total wins all zones | |
|---------------------|-----------|--------------|---------|-----------|-----------|----------------------|---------|
| Def. zone | Att. zone | Neutral zone | | Att. zone | Def. zone | USA | CHN |
| - 18 | + 8 | + 18 | - 8 | - 4 | + 15 | 7 / 50% | 7 / 50% |
| + 9 | - 8 | - 16 | + 23 | + 7 | - 8 | | |
| + 16 | - 23 | + 16 | - 23 | | | | |
| - 16 | + 8 | - 16 | + 33 | | | | |
| - 16 | + 8 | + 16 | - 33 | | | | |
| | | + 37 | - 8 | | | | |
| | | - 37 | + 8 | | | | |
| Total wins / period | | 2 / 40% | 3 / 60% | 1 / 50% | 1 / 50% | | |

TOTAL

| USA | CHN | USA | CHN | USA | CHN | Total wins all zones | |
|-------------------|-----------|--------------|---------|-----------|-----------|----------------------|----------|
| Def. zone | Att. zone | Neutral zone | | Att. zone | Def. zone | USA | CHN |
| Total wins / game | | 3 / 43% | 4 / 57% | 12 / 60% | 8 / 40% | 30 / 64% | 17 / 36% |



HEAD TO HEAD

| | | CHN | | | | | | | | | | | | | |
|-----------------|----|-------|---------|----------|-----------|---------|----------|---------|-----------|----------|-----------|-----------|-----------|-----------|-----------|
| | | No. | 3 | 8 | 15 | 18 | 23 | 28 | 30 | 33 | Tot. | wins USA | Dz | Nz | Az |
| USA | 4 | | | | 0 - 1 | | | | | | 1 | 0 0% | | | 0 0% |
| | 7 | | | 1 - 0 | | | | | | | 1 | 1 100% | | | 1 100% |
| | 9 | | | 1 - 0 | | | | | | | 1 | 1 100% | 1 100% | | |
| | 16 | 1 - 0 | | 8 - 4 | | 1 - 0 | 5 - 5 | 1 - 0 | | 1 - 1 | 27 | 17 63% | 2 50% | 6 50% | 9 82% |
| | 18 | | | 5 - 1 | | | 1 - 0 | | | 0 - 1 | 8 | 6 75% | 0 0% | 4 100% | 2 67% |
| | 37 | | | 2 - 2 | | | 3 - 2 | | | | 9 | 5 56% | 0 0% | 2 50% | 3 75% |
| Tot. | | | 1 | 24 | 1 | 1 | 16 | 1 | 1 | 2 | 47 | 30 64% | 3 43% | 12 60% | 15 75% |
| wins CHN | | | 0 0% | 7 29% | 1 100% | 0 0% | 7 44% | 0 0% | 1 100% | 1 50% | 17 36% | | | | |
| Dz | | | 0 0% | 2 20% | 1 100% | 0 0% | 1 20% | 0 0% | 1 100% | | 5 25% | | | | |
| Nz | | | | 1 13% | | | 6 60% | | | 1 50% | 8 40% | | | | |
| Az | | | | 4 67% | | | 0 0% | | | | 4 57% | | | | |

Legend:

Att. Attacking Az Attacking zone Def. Defending Dz Defending zone
No. Jersey number Nz Neutral zone Tot. Total face-offs played



Line-Ups

Formazioni

REVISED

10 MAR 16:08

CAN - CZE

Referee

ESPOSITO Bobby (USA)

Linespersons

HERMANSEN OSWOLD Marius (NOR), RUNDSTROM Tony (SWE)

Goalkeepers

Team: CAN

| No. | Name | Gen |
|-----|----------------|-----|
| 30 | WATSON Corbin | M |
| 54 | KINGSMILL Adam | M |

Team Line-ups

Team: CAN (Red)

| No. | Pos. | Name | Gen |
|-----|------|----------------------|-----|
| 17 | D | BURNETT Shawn | M |
| 92 | D | HALBERT Auren | M |
| 8 | F | McGREGOR Tyler +C | M |
| 23 | F | HICKEY Liam | M |
| 26 | F | JACOBS-WEBB Anton | M |
| 5 | D | HENRY Tyrone | M |
| 61 | D | ARMSTRONG Rob | M |
| 4 | F | DUNN James +A | M |
| 13 | F | BOILY Vincent | M |
| 19 | F | COZZOLINO Dominic +A | M |
| 7 | F | LAVIN Zach | M |
| 11 | F | DIXON Adam | M |

Head Coach: RYBALKA Boris

NOT DRESSED:

| | | | |
|----|---|------------------|---|
| 12 | F | WESTLAKE Greg | M |
| 29 | F | KOVACEVICH Micah | M |
| 98 | D | LELIEVRE Mathieu | M |

Team: CZE

| No. | Name | Gen |
|-----|-----------------|-----|
| 1 | KUDELA Martin | M |
| 92 | SEDLACEK Patrik | M |

Team: CZE (White)

| No. | Pos. | Name | Gen |
|-----|------|---------------------|-----|
| 15 | D | ZELINKA Radek +C | M |
| 67 | D | DOLEZAL Pavel | M |
| 12 | F | ZIZLAVSKY Martin +A | M |
| 33 | F | HECKO Vaclav +A | M |
| 55 | F | VESELY Filip | M |
| 29 | D | KUBES Pavel | M |
| 80 | D | KAPKO Lukas | M |
| 19 | F | OHAR Alex | M |
| 74 | F | GEIER Michal | M |
| 82 | F | HABL Zdenek | M |
| 27 | D | VRUBEL David | M |
| 17 | F | PATEK Theodor | M |
| 47 | F | ONDRAK David | M |

Head Coach: NOVOTNY Jakub

NOT DRESSED:

| | | | |
|---|---|------------|---|
| 2 | D | BOCEK Petr | M |
|---|---|------------|---|

Legend:

| | | | | | | | |
|------------|-------------------|-----------|---------|------------|---------------|-------------|----------|
| +A | Alternate Captain | +C | Captain | D | Defender | F | Forward |
| Gen | Gender | M | Male | No. | Jersey number | Pos. | Position |

REVISED

Revised to change line-ups on request of Team CAN.



Graphical Line-ups
Schema grafico formazioni

REVISED
10 MAR 16:11

CAN - CZE

Referee

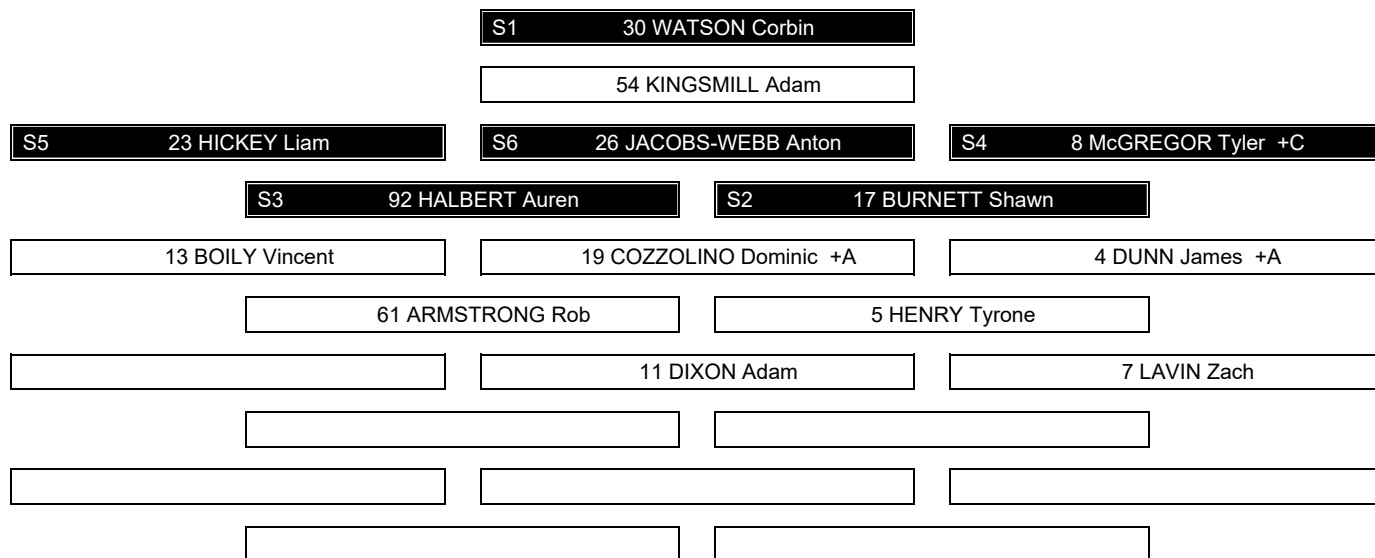
ESPOSITO Bobby (USA)

Linespersons

HERMANSEN OSWOLD Marius (NOR), RUNDSTROM Tony (SWE)

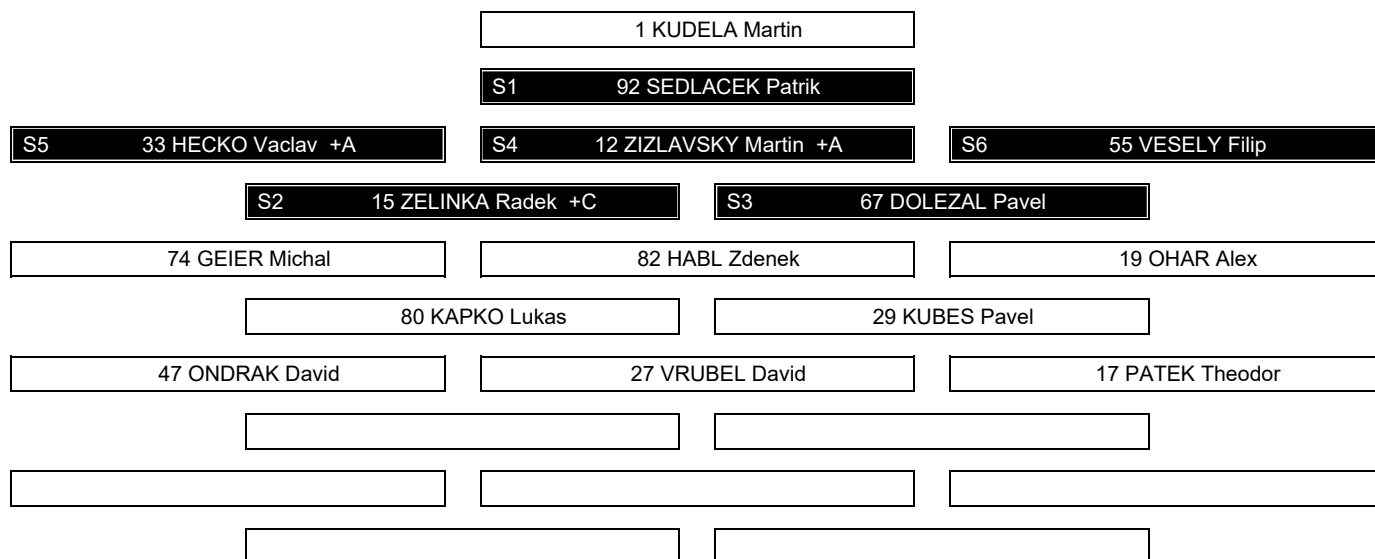
Team: CAN - Canada (Red)

Head Coach: RYBALKA Boris



Team: CZE - Czechia (White)

Head Coach: NOVOTNY Jakub



Legend:

+A Alternate Captain +C Captain Sn Starting position

REVISED Revised to change line-ups on request of Team CAN.



Game Summary
Tabella riassuntiva partita

REVISED
10 MAR 19:23

CAN - CZE 4 - 1 (0 - 0 , 2 - 0 , 2 - 1)

| Spectators | Referee | Linespersons |
|------------|----------------------|------------------------------------------------------|
| 1361 | ESPOSITO Bobby (USA) | HERMANSEN OSWOLD Marius (NOR) , RUNDSTROM Tony (SWE) |

Team Statistics

| Period | Score | SVS | SOG | PIM | TPP | PPG | SHG |
|--------------|--------------|----------------|----------------|----------------|--------------------|--------------|--------------|
| 1 | 0 : 0 | 1 : 9 | 9 : 1 | 4 : 4 | 2:00 : 2:00 | 0 : 0 | 0 : 0 |
| 2 | 2 : 0 | 5 : 8 | 10 : 5 | 2 : 4 | 2:42 : 2:00 | 2 : 0 | 0 : 0 |
| 3 | 2 : 1 | 5 : 5 | 7 : 6 | 6 : 4 | 0:25 : 3:02 | 1 : 1 | 0 : 0 |
| Total | 4 : 1 | 11 : 22 | 26 : 12 | 12 : 12 | 5:07 : 7:02 | 3 : 1 | 0 : 0 |

1st Period

| Action | Time | ET/Res | Team | Type | No. | Name | (G) | Name of Assistant(s) / Action Description |
|---------|-------|--------|------|--------|-----|------------|-----|-------------------------------------------|
| GK | 00:00 | | CZE | | 92 | SEDLACEK P | | - Goalkeeper in |
| GK | 00:00 | | CAN | | 30 | WATSON C | | - Goalkeeper in |
| Penalty | 04:09 | 06:09 | CAN | 2 min. | 13 | BOILY V | | - Roughing |
| Penalty | 04:09 | 06:09 | CZE | 2 min. | 15 | ZELINKA R | | - Roughing |
| Penalty | 05:08 | 07:08 | CAN | 2 min. | 92 | HALBERT A | | - Teeing |
| Penalty | 09:33 | 11:33 | CZE | 2 min. | 55 | VESELY F | | - Interference |

2nd Period

| Action | Time | ET/Res | Team | Type | No. | Name | (G) | Name of Assistant(s) / Action Description |
|---------|-------|--------|------|--------|-----|---------|-----|----------------------------------------------------------------------------|
| Penalty | 18:28 | 19:46 | CZE | 2 min. | 19 | OHAR A | | - Tripping |
| Goal | 19:46 | 1 : 0 | CAN | PP1 | 4 | DUNN J | (5) | 8 MCGREGOR T On Ice CAN 30 4 8 11 19 23 * 11 DIXON A CZE 92 12 15 33 67 |
| Penalty | 21:41 | 23:41 | CAN | 2 min. | 7 | LAVIN Z | | - Elbowing |
| Penalty | 26:11 | 27:35 | CZE | 2 min. | 33 | HECKO V | | - Roughing |
| Goal | 27:35 | 2 : 0 | CAN | PP1 | 13 | BOILY V | (4) | 26 JACOBS-WEBB A On Ice CAN 30 7 13 26 61 92 * CZE 92 12 15 55 67 |

3rd Period

| Action | Time | ET/Res | Team | Type | No. | Name | (G) | Name of Assistant(s) / Action Description |
|----------|-------|--------|------|-----------|-----|--------------|-----|-------------------------------------------------------------------------------|
| Penalty | 31:48 | 31:57 | CZE | 2 min. | 67 | DOLEZAL P | | - Interference |
| Goal | 31:57 | 3 : 0 | CAN | PP1 | 8 | MCGREGOR T | (4) | 23 HICKEY L On Ice CAN 30 4 8 11 19 23 * 19 COZZOLINO D CZE 92 19 29 74 80 |
| Penalty | 32:46 | 33:48 | CAN | 2 min. | 11 | DIXON A | | - Unsportsmanlike Conduct |
| Goal | 33:48 | 3 : 1 | CZE | PP1 | 82 | HABL Z | (1) | 67 DOLEZAL P On Ice CAN 30 8 23 61 92 * 15 ZELINKA R CZE 92 15 33 55 67 82 |
| Penalty | 40:57 | 42:57 | CZE | 2 min. | - | Team penalty | | - Too Many Players / Served by: 19 OHAR A |
| Penalty | 41:13 | 43:13 | CAN | 2 min. | 11 | DIXON A | | - Roughing |
| Penalty | 41:39 | 43:39 | CAN | 2 min. | 92 | HALBERT A | | - Roughing |
| Time-out | 41:39 | | CZE | | | | | |
| GK | 44:31 | | CZE | | | | | 92 SEDLACEK P - Goalkeeper out |
| Goal | 44:50 | 4 : 1 | CAN | EQ ENG | 23 | HICKEY L | (3) | 8 MCGREGOR T On Ice CAN 30 8 23 26 61 92 * CZE 12 15 29 33 55 74 |
| GK | 44:50 | | CZE | | 92 | SEDLACEK P | | - Goalkeeper in |
| GK | 45:00 | | CAN | | | | | 30 WATSON C - Goalkeeper out |
| GK | 45:00 | | CZE | | | | | 92 SEDLACEK P - Goalkeeper out |

Goalkeeper Records

Team : CAN - Canada

| No. | Name | SOG | SVS | MIP |
|-----|----------------|-----|-----|-------|
| 30 | WATSON Corbin | 12 | 11 | 45:00 |
| 54 | KINGSMILL Adam | | | |

Team : CZE - Czechia

| No. | Name | SOG | SVS | MIP |
|-----|-----------------|-----|-----|-------|
| 92 | SEDLACEK Patrik | 25 | 22 | 44:41 |
| 1 | KUDELA Martin | | | |

Game Statistics

Team : CAN (Red)



| Head Coach : RYBALKA Boris | | | | | | | | | | | Shots on Goal | | | | Time on Ice | | | | | | | | | |
|----------------------------|------|----------------------|-----|----------|----------|-----------|-----------|-----------|-----------|-----------|---------------|----------|-----------|----------|-------------|-----------|----|------|-------|------|-----|-------|-----|------|
| No. | Pos. | Name | Gen | G | A | P | PIM | FO+ | FO- | FO+/- | FO% | 1 | 2 | 3 | OTTS | +/- | 1 | 2 | 3 | OT | TOT | SHF | AVG | |
| 8 | F | McGREGOR Tyler +C | M | 1 | 2 | 3 | 0 | 1 | 0 | 1 | 100.00 | 3 | 1 | 1 | | 5 | +1 | 9:14 | 7:40 | 8:14 | | 25:08 | 19 | 1:19 |
| 17 | D | BURNETT Shawn | M | 0 | 0 | 0 | 0 | 0 | 0 | 0 | 0.00 | 0 | 0 | 0 | | 0 | 0 | 5:32 | 3:22 | 0:30 | | 9:24 | 7 | 1:20 |
| 23 | F | HICKEY Liam | M | 1 | 1 | 2 | 0 | 6 | 3 | 3 | 66.67 | 1 | 4 | 1 | | 6 | +1 | 7:17 | 9:43 | 7:31 | | 24:31 | 17 | 1:26 |
| 26 | F | JACOBS-WEBB Anton | M | 0 | 1 | 1 | 0 | 8 | 2 | 6 | 80.00 | 0 | 0 | 0 | | 0 | +1 | 3:41 | 2:14 | 3:53 | | 9:48 | 12 | 0:49 |
| 92 | D | HALBERT Auren | M | 0 | 0 | 0 | 4 | 0 | 0 | 0 | 0.00 | 1 | 0 | 0 | | 1 | +1 | 8:50 | 11:02 | 8:32 | | 28:24 | 13 | 2:11 |
| 4 | F | DUNN James +A | M | 1 | 0 | 1 | 0 | 0 | 0 | 0 | 0.00 | 2 | 1 | 1 | | 4 | 0 | 7:06 | 6:14 | 6:49 | | 20:09 | 15 | 1:20 |
| 5 | D | HENRY Tyrone | M | 0 | 0 | 0 | 0 | 0 | 0 | 0 | 0.00 | 0 | 0 | 1 | | 1 | 0 | 2:44 | 2:45 | 4:40 | | 10:09 | 11 | 0:55 |
| 13 | F | BOILY Vincent | M | 1 | 0 | 1 | 2 | 0 | 0 | 0 | 0.00 | 0 | 2 | 1 | | 3 | 0 | 4:18 | 4:36 | 4:28 | | 13:22 | 13 | 1:01 |
| 19 | F | COZZOLINO Dominic +A | M | 0 | 1 | 1 | 0 | 12 | 10 | 2 | 54.55 | 1 | 0 | 0 | | 1 | 0 | 7:08 | 7:06 | 7:39 | | 21:53 | 15 | 1:27 |
| 61 | D | ARMSTRONG Rob | M | 0 | 0 | 0 | 0 | 0 | 0 | 0 | 0.00 | 0 | 1 | 1 | | 2 | +1 | 6:26 | 5:19 | 7:39 | | 19:24 | 14 | 1:23 |
| 7 | F | LAVIN Zach | M | 0 | 0 | 0 | 2 | 0 | 0 | 0 | 0.00 | 1 | 0 | 0 | | 1 | 0 | 3:01 | 5:32 | 6:46 | | 15:19 | 15 | 1:01 |
| 11 | F | DIXON Adam | M | 0 | 1 | 1 | 4 | 3 | 1 | 2 | 75.00 | 0 | 1 | 1 | | 2 | 0 | 5:44 | 8:16 | 3:18 | | 17:18 | 13 | 1:19 |
| 30 | GK | WATSON Corbin | M | 0 | 0 | 0 | 0 | | | | | 0 | 0 | 0 | | 0 | | | | | | | | |
| 54 | GK | KINGSMILL Adam | M | 0 | 0 | 0 | 0 | | | | | 0 | 0 | 0 | | 0 | | | | | | | | |
| Total | | | | 4 | 6 | 10 | 12 | 30 | 16 | 14 | 65.22 | 9 | 10 | 7 | | 26 | | | | | | | | |

Team : CZE (White)

| Head Coach : NOVOTNY Jakub | | | | | | | | | | | Shots on Goal | | | | Time on Ice | | | | | | | | | |
|----------------------------|------|---------------------|-----|----------|----------|----------|-----------|-----------|-----------|------------|---------------|----------|----------|----------|-------------|-----------|----|------|------|-------|-----|-------|-----|------|
| No. | Pos. | Name | Gen | G | A | P | PIM | FO+ | FO- | FO+/- | FO% | 1 | 2 | 3 | OTTS | +/- | 1 | 2 | 3 | OT | TOT | SHF | AVG | |
| 12 | F | ZIZLAVSKY Martin +A | M | 0 | 0 | 0 | 0 | 12 | 15 | -3 | 44.44 | 1 | 0 | 0 | | 1 | -1 | 9:34 | 5:35 | 7:54 | | 23:03 | 16 | 1:26 |
| 15 | D | ZELINKA Radek +C | M | 0 | 1 | 1 | 2 | 0 | 0 | 0 | 0.00 | 0 | 3 | 1 | | 4 | -1 | 8:32 | 7:16 | 10:14 | | 26:02 | 18 | 1:26 |
| 33 | F | HECKO Vaclav +A | M | 0 | 0 | 0 | 2 | 0 | 4 | -4 | 0.00 | 0 | 0 | 3 | | 3 | -1 | 9:23 | 6:58 | 9:10 | | 25:31 | 22 | 1:09 |
| 55 | F | VESELY Filip | M | 0 | 0 | 0 | 2 | 0 | 0 | 0 | 0.00 | 0 | 1 | 0 | | 1 | -1 | 8:21 | 9:04 | 8:07 | | 25:32 | 21 | 1:12 |
| 67 | D | DOLEZAL Pavel | M | 0 | 1 | 1 | 2 | 0 | 0 | 0 | 0.00 | 0 | 0 | 0 | | 0 | 0 | 7:46 | 6:21 | 8:03 | | 22:10 | 17 | 1:18 |
| 19 | F | OHAR Alex | M | 0 | 0 | 0 | 2 | 1 | 4 | -3 | 20.00 | 0 | 1 | 0 | | 1 | 0 | 7:01 | 7:25 | 7:38 | | 22:04 | 18 | 1:13 |
| 29 | D | KUBES Pavel | M | 0 | 0 | 0 | 0 | 0 | 0 | 0 | 0.00 | 0 | 0 | 0 | | 0 | -1 | 7:18 | 7:44 | 4:49 | | 19:51 | 18 | 1:06 |
| 74 | F | GEIER Michal | M | 0 | 0 | 0 | 0 | 0 | 0 | 0 | 0.00 | 0 | 0 | 0 | | 0 | -1 | 7:24 | 8:42 | 6:39 | | 22:45 | 17 | 1:20 |
| 80 | D | KAPKO Lukas | M | 0 | 0 | 0 | 0 | 0 | 0 | 0 | 0.00 | 0 | 0 | 0 | | 0 | 0 | 5:36 | 8:39 | 4:10 | | 18:25 | 18 | 1:01 |
| 82 | F | HABL Zdenek | M | 1 | 0 | 1 | 0 | 3 | 7 | -4 | 30.00 | 0 | 0 | 2 | | 2 | 0 | 0:05 | 4:34 | 6:36 | | 11:15 | 9 | 1:15 |
| 17 | F | PATEK Theodor | M | 0 | 0 | 0 | 0 | 0 | 0 | 0 | 0.00 | 0 | 0 | 0 | | 0 | 0 | 0:00 | 0:00 | 0:00 | | 0:00 | 0 | 0:00 |
| 27 | D | VRUBEL David | M | 0 | 0 | 0 | 0 | 0 | 0 | 0 | 0.00 | 0 | 0 | 0 | | 0 | 0 | 0:00 | 0:00 | 0:00 | | 0:00 | 0 | 0:00 |
| 47 | F | ONDRAK David | M | 0 | 0 | 0 | 0 | 0 | 0 | 0 | 0.00 | 0 | 0 | 0 | | 0 | 0 | 0:00 | 0:00 | 0:00 | | 0:00 | 0 | 0:00 |
| 1 | GK | KUDELA Martin | M | 0 | 0 | 0 | 0 | | | | | 0 | 0 | 0 | | 0 | | | | | | | | |
| 92 | GK | SEDLACEK Patrik | M | 0 | 0 | 0 | 0 | | | | | 0 | 0 | 0 | | 0 | | | | | | | | |
| Total | | | | 1 | 2 | 3 | 10 | 16 | 30 | -14 | 34.78 | 1 | 5 | 6 | | 12 | | | | | | | | |

Group B

| R | Team | GP | W | OTW | OTL | L | GDF | GF : GA | PTS |
|---|------|----|---|-----|-----|---|-----|---------|-----|
| 1 | CAN | 3 | 3 | 0 | 0 | 0 | +25 | 26 : 1 | 9 |
| 2 | CZE | 3 | 2 | 0 | 0 | 1 | +5 | 12 : 7 | 6 |
| 3 | JPN | 2 | 0 | 0 | 0 | 2 | -15 | 2 : 17 | 0 |
| 4 | SVK | 2 | 0 | 0 | 0 | 2 | -15 | 1 : 16 | 0 |

| | CAN | CZE | JPN | SVK |
|-----|------|-----|------------------|------------------|
| CAN | | 4:1 | 14:0 | 8:0 |
| CZE | 1:4 | | 3:2 | 8:1 |
| JPN | 0:14 | 2:3 | | TUE 10 MAR 20:35 |
| SVK | 0:8 | 1:8 | TUE 10 MAR 20:35 | |



| Legend: | | | |
|-------------|---------------------|---------------|---------------------------------|
| (G) | Goals in tournament | * | Does not count for Plus/minus |
| +C | Captain | A | Assists |
| ENG | Empty net goal | EQ | Equal strength |
| FO% | % Face-offs won | FO+ | Face-offs won |
| G | Goals | GA | Goals against |
| GF | Goals for | GK | Goalkeeper |
| M | Male | MIP | Minutes in play (GK) |
| OTL | Overtime losses | OTW | Overtime wins |
| Pos. | Position | PP1 | Power play - 1 player |
| R | Rank | SHF | Number of shifts |
| SVS | Saves | TOT | Total |
| W | Wins | | |
| | | +/- | Plus/minus net |
| | | AVG | Average time on ice / shift |
| | | ET/Res | Penalty end time/Result of game |
| | | FO- | Face-offs lost |
| | | GDF | Goal difference |
| | | GP | Games played |
| | | No. | Jersey number |
| | | P | Points |
| | | PPG | Power play goals |
| | | SHG | Shorthanded goals |
| | | TPP | Time on power play |
| | | +A | Alternate Captain |
| | | D | Defender |
| | | F | Forward |
| | | FO+/- | Face-offs net |
| | | Gen | Gender |
| | | L | Losses |
| | | OT | Overtime |
| | | PIM | Penalties in minutes |
| | | PTS | Points |
| | | SOG | Shots on goal |
| | | TS | Total shots |

REVISED Revised to correct the 3rd period GK records for Team CZE.



Shot Chart
Tabella azioni di tiro

CAN - CZE



1st Period



Shots by CAN

Goal (o): 0

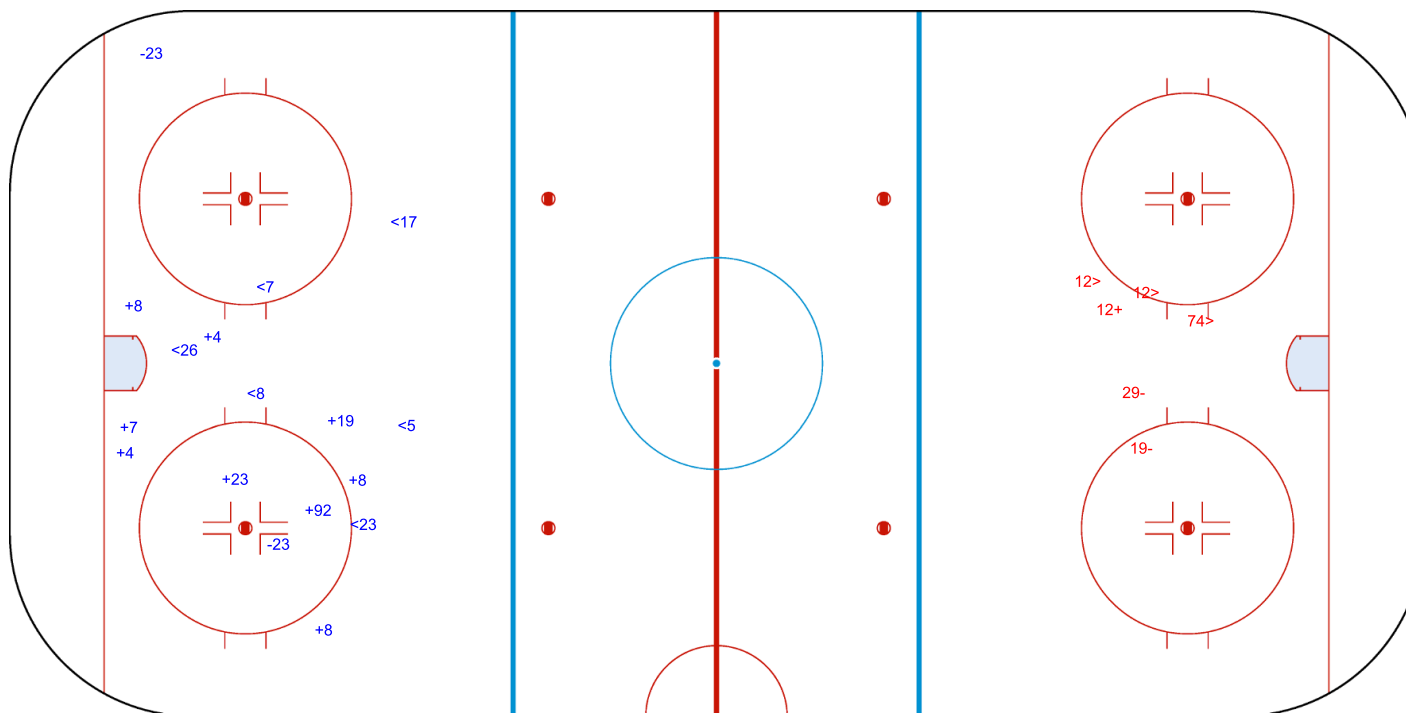
Save (+): 9

Block (<): 6

Miss (-): 2



GK 92 of CZE



Shots by CZE

Goal (o): 0

Save (+): 1

Block (>): 3

Miss (-): 2



GK 30 of CAN



Shots by CZE

Goal (o): 0 Save (+): 5
Block (<): 1 Miss (-): 0



GK 30 of CAN

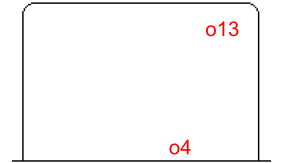


2nd Period

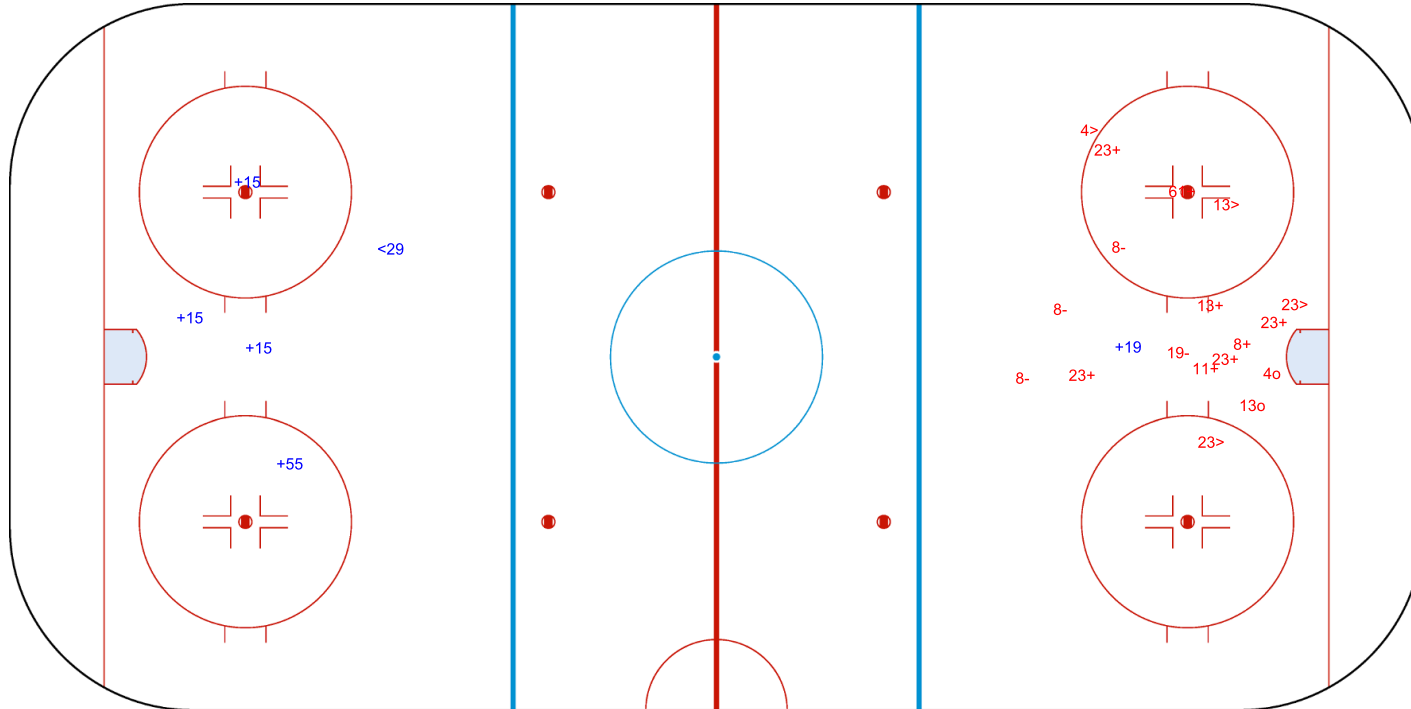


Shots by CAN

Goal (o): 2 Save (+): 8
Block (>): 4 Miss (-): 4



GK 92 of CZE







Shots by CAN

Goal (o): 2 Save (+): 5

Block (<): 0 Miss (-): 3



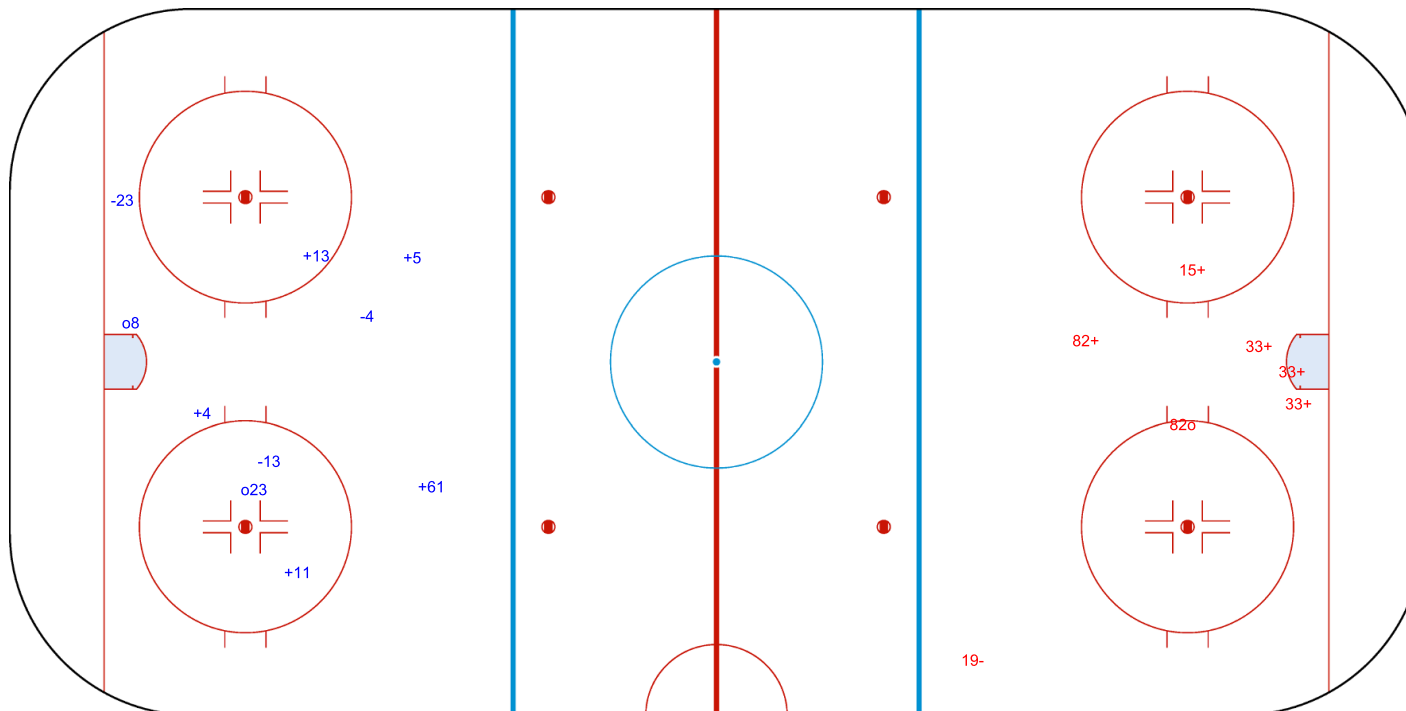
GK 92 of CZE



ENG




3rd Period



Shots by CZE

Goal (o): 1 Save (+): 5

Block (>): 0 Miss (-): 1



GK 30 of CAN

Legend:

ENG

Empty net goal

GK

Goalkeeper



Face-off Chart

Tabella ingaggi

CAN - CZE

1st PERIOD

| | CAN | | CZE | | CAN | | CZE | | Total wins all zones | |
|---------------------|-----------|-----------|--------------|--------------|-----------|-----------|-----------|-----------|----------------------|---------|
| | Def. zone | Att. zone | Neutral zone | Neutral zone | Att. zone | Def. zone | Att. zone | Def. zone | CAN | CZE |
| | - 19 | + 12 | + 26 | - 12 | + 11 | - 12 | | | | |
| | - 19 | + 12 | + 26 | - 12 | - 19 | + 19 | | | | |
| | | | + 19 | - 19 | + 23 | - 33 | | | | |
| | | | | | + 23 | - 33 | | | | |
| | | | | | + 19 | - 33 | | | | |
| | | | | | - 19 | + 12 | | | | |
| | | | | | + 26 | - 33 | | | | |
| | | | | | + 19 | - 12 | | | | |
| | | | | | + 26 | - 12 | | | | |
| Total wins / period | 0 / 0% | 2 / 100% | 3 / 100% | 0 / 0% | 7 / 78% | 2 / 22% | | | 10 / 71% | 4 / 29% |

2nd PERIOD

| | CAN | | CZE | | CAN | | CZE | | Total wins all zones | |
|---------------------|-----------|-----------|--------------|--------------|-----------|-----------|-----------|-----------|----------------------|---------|
| | Def. zone | Att. zone | Neutral zone | Neutral zone | Att. zone | Def. zone | Att. zone | Def. zone | CAN | CZE |
| | - 19 | + 12 | + 23 | - 12 | + 19 | - 12 | | | | |
| | + 26 | - 82 | + 11 | - 19 | + 11 | - 19 | | | | |
| | + 23 | - 12 | - 23 | + 12 | - 19 | + 82 | | | | |
| | | | - 26 | + 12 | + 26 | - 12 | | | | |
| | | | | | + 19 | - 82 | | | | |
| | | | | | - 11 | + 12 | | | | |
| Total wins / period | 2 / 67% | 1 / 33% | 2 / 50% | 2 / 50% | 4 / 67% | 2 / 33% | | | 8 / 62% | 5 / 38% |

3rd PERIOD

| | CAN | | CZE | | CAN | | CZE | | Total wins all zones | |
|---------------------|-----------|-----------|--------------|--------------|-----------|-----------|-----------|-----------|----------------------|---------|
| | Def. zone | Att. zone | Neutral zone | Neutral zone | Att. zone | Def. zone | Att. zone | Def. zone | CAN | CZE |
| | + 19 | - 12 | - 26 | + 12 | + 19 | - 82 | | | | |
| | + 8 | - 82 | - 19 | + 12 | - 19 | + 82 | | | | |
| | + 23 | - 12 | - 23 | + 12 | + 19 | - 82 | | | | |
| | - 23 | + 12 | - 19 | + 82 | + 19 | - 19 | | | | |
| | - 19 | + 12 | + 26 | - 82 | + 19 | - 12 | | | | |
| | + 23 | - 12 | | | + 19 | - 12 | | | | |
| | | | | | + 26 | - 82 | | | | |
| | | | | | + 19 | - 12 | | | | |
| Total wins / period | 4 / 67% | 2 / 33% | 1 / 20% | 4 / 80% | 7 / 88% | 1 / 12% | | | 12 / 63% | 7 / 37% |

TOTAL

| | CAN | | CZE | | CAN | | CZE | | Total wins all zones | |
|-------------------|-----------|-----------|--------------|--------------|-----------|-----------|-----------|-----------|----------------------|----------|
| | Def. zone | Att. zone | Neutral zone | Neutral zone | Att. zone | Def. zone | Att. zone | Def. zone | CAN | CZE |
| Total wins / game | 6 / 55% | 5 / 45% | 6 / 50% | 6 / 50% | 18 / 78% | 5 / 22% | | | 30 / 65% | 16 / 35% |



HEAD TO HEAD

| | | CZE | | | | | | | | | |
|-----------------|-------------|-----------|----------|---------|----------|-----------|------|-----------|-----------|-----------|-----------|
| | | No. | 12 | 19 | 33 | 82 | Tot. | wins CAN | Dz | Nz | Az |
| CAN | 8 | | | | | 1 - 0 | 1 | 1 100% | 1 100% | | |
| | 11 | 1 - 1 | | 2 - 0 | | | 4 | 3 75% | | 1 100% | 2 67% |
| | 19 | 6 - 6 | | 2 - 1 | 1 - 0 | 3 - 3 | 22 | 12 55% | 1 20% | 1 33% | 10 71% |
| | 23 | 4 - 3 | | | 2 - 0 | | 9 | 6 67% | 3 75% | 1 33% | 2 100% |
| | 26 | 4 - 2 | | | 1 - 0 | 3 - 0 | 10 | 8 80% | 1 100% | 3 60% | 4 100% |
| | Tot. | | 27 | 5 | 4 | 10 | 46 | 30 65% | 6 55% | 6 50% | 18 78% |
| wins CZE | | 12 44% | 1 20% | 0 0% | 3 30% | 16 35% | | | | | |
| Dz | | 2 20% | 1 33% | 0 0% | 2 33% | 5 22% | | | | | |
| Nz | | 5 63% | 0 0% | | 1 50% | 6 50% | | | | | |
| Az | | 5 56% | | | 0 0% | 5 45% | | | | | |

Legend:

| | | | | | | | |
|-------------|---------------|-----------|----------------|-------------|------------------------|-----------|----------------|
| Att. | Attacking | Az | Attacking zone | Def. | Defending | Dz | Defending zone |
| No. | Jersey number | Nz | Neutral zone | Tot. | Total face-offs played | | |



Line-Ups

Formazioni

SVK - JPN

Referee

FERGENBAUM Matthew (CAN)

Linespersons

FAZEKAS Tibor (SRB), NIITTYLA Lari (FIN)

Goalkeepers

Team: SVK

| No. | Name | Gen |
|-----|-------------------|-----|
| 18 | LEPACEK Eduard | M |
| 21 | PASTUCHA Miroslav | M |

Team Line-ups

Team: SVK (White)

| No. | Pos. | Name | Gen |
|-----|------|-------------------|-----|
| 33 | D | HLINKA Michal +A | M |
| 66 | D | FERENCIK Slavomir | M |
| 11 | F | LIGDA Marian +A | M |
| 25 | F | JOPPA Martin +C | M |
| 98 | F | KORMAN David | M |
| 7 | F | STASAK Miroslav | M |
| 15 | F | GARBIAR Jozef | M |
| 44 | F | TURIC Robert | M |
| 45 | F | VECEREK Milos | M |

Head Coach: HRICKO Ivan

NOT DRESSED:

| | | | |
|----|---|-------------------|---|
| 4 | D | PUCHEIN Jan | M |
| 5 | F | HOZAKOVA Michaela | F |
| 17 | D | VARGA Richard | M |
| 30 | D | FOJTIK Erik | M |
| 85 | D | KARDOS Miroslav | M |

Team: JPN

| No. | Name | Gen |
|-----|--------------|-----|
| 38 | OKABE Manabu | M |
| 45 | HORIE Wataru | M |

Team: JPN (Black)

| No. | Pos. | Name | Gen |
|-----|------|---------------------|-----|
| 8 | D | ISHIKAWA Yudai +A | M |
| 24 | D | SUDO Satoru | M |
| 5 | F | NIITSU Kazuyoshi +A | M |
| 10 | F | ITO Itsuki | M |
| 23 | F | UKAI Shosei | M |
| 40 | D | SHIOYA Yoshihiro | M |
| 17 | F | MORISAKI Amu | M |
| 25 | F | MISAWA Eiji | M |
| 95 | F | KAWAHARA Yusei | M |
| 96 | F | KUMAGAI Masaharu +C | M |
| 3 | D | FUKUNISHI Akari | F |
| 11 | D | NASU Norihiko | M |
| 1 | F | KANEKO Mikio | M |
| 13 | F | YOSHIKAWA Mamoru | M |

Head Coach: NAKAKITA Kojin

NOT DRESSED:

| | | | |
|----|---|---------------------|---|
| 7 | D | MATSUSHITA Masahiro | M |
| 58 | F | NAKAMURA Shunsuke | M |

Legend:

| | | | | | | | |
|------------|-------------------|-----------|---------|------------|---------------|-------------|------------------|
| +A | Alternate Captain | +C | Captain | D | Defender | F | Female / Forward |
| Gen | Gender | M | Male | No. | Jersey number | Pos. | Position |



Graphical Line-ups

Schema grafico formazioni

SVK - JPN

Referee

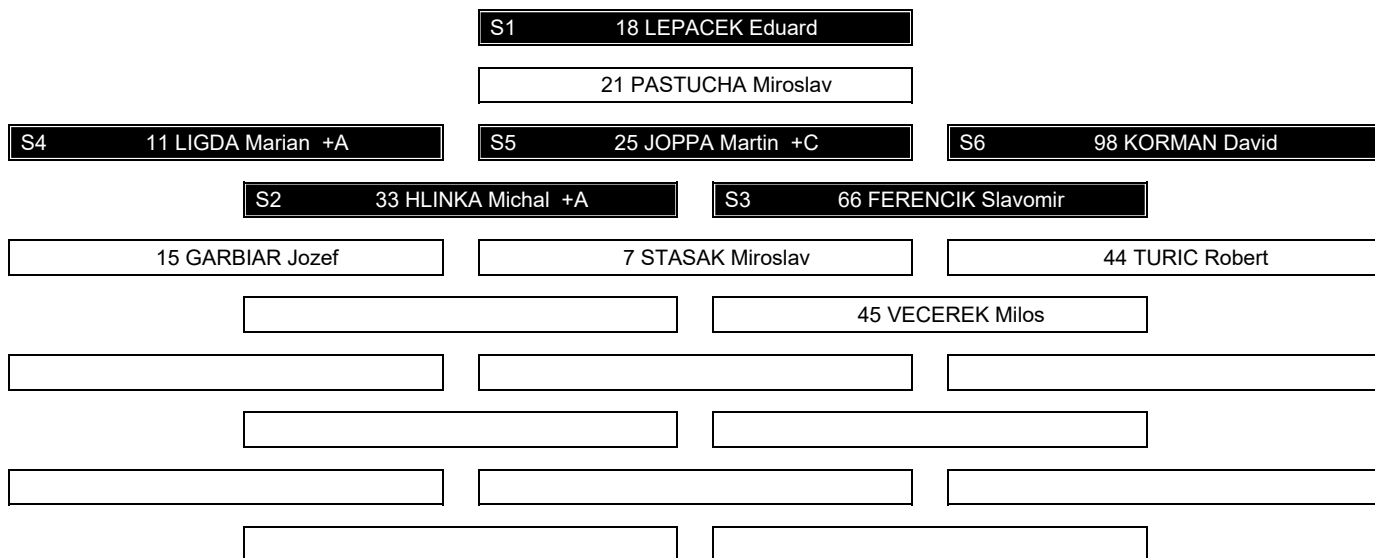
FERGENBAUM Matthew (CAN)

Linespersons

FAZEKAS Tibor (SRB), NIITTYLA Lari (FIN)

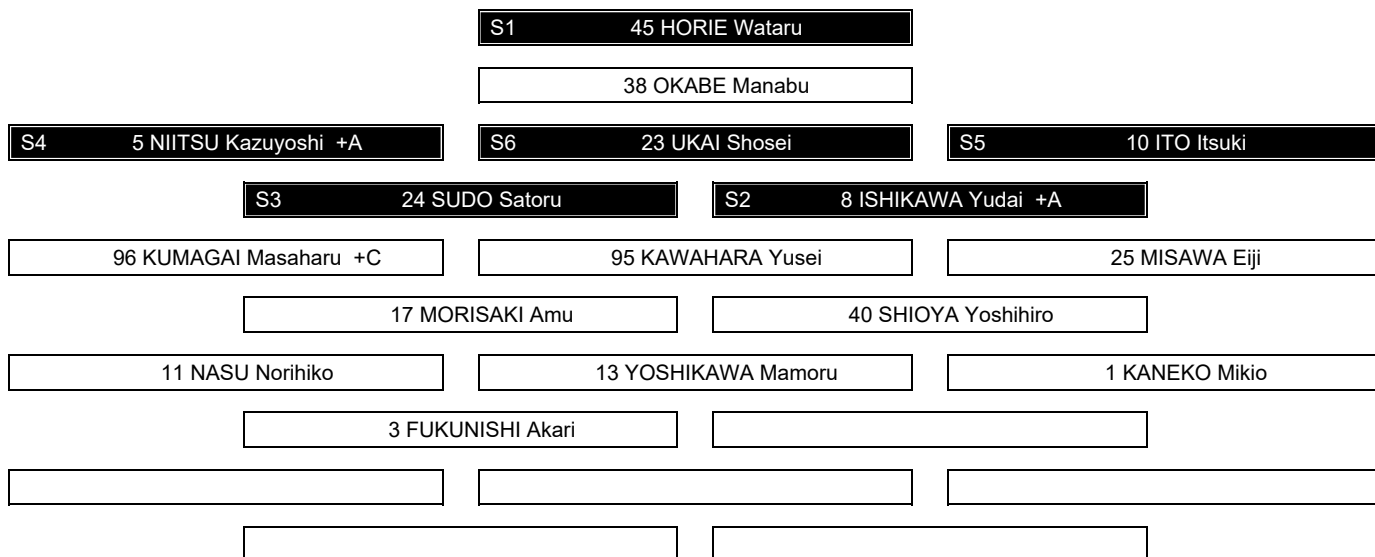
Team: SVK - Slovakia (White)

Head Coach: HRICKO Ivan



Team: JPN - Japan (Black)

Head Coach: NAKAKITA Kojin



Legend:

+A Alternate Captain

+C Captain

Sn

Starting position



Game Summary

Tabella riassuntiva partita

SVK - JPN 5 - 1 (0 - 1, 2 - 0, 3 - 0)

| Spectators | Referee | Linespersons |
|------------|--------------------------|-------------------------------------------|
| 2223 | FERGENBAUM Matthew (CAN) | FAZEKAS Tibor (SRB) , NIITTYLA Lari (FIN) |

Team Statistics

| Period | Score | SVS | SOG | PIM | TPP | PPG | SHG |
|--------------|--------------|---------------|----------------|--------------|--------------------|--------------|--------------|
| 1 | 0 : 1 | 1 : 7 | 7 : 2 | 0 : 0 | 0:00 : 0:00 | 0 : 0 | 0 : 0 |
| 2 | 2 : 0 | 6 : 11 | 13 : 6 | 0 : 0 | 0:00 : 0:00 | 0 : 0 | 0 : 0 |
| 3 | 3 : 0 | 2 : 6 | 9 : 2 | 2 : 0 | 0:00 : 2:00 | 0 : 0 | 0 : 0 |
| Total | 5 : 1 | 9 : 24 | 29 : 10 | 2 : 0 | 0:00 : 2:00 | 0 : 0 | 0 : 0 |

1st Period

| Action | Time | ET/Res | Team | Type | No. | Name | (G) Name of Assistant(s) / Action Description |
|-------------|--------------|--------------|------------|-----------|-----------|--------------|------------------------------------------------------------------------------------|
| GK | 00:00 | | JPN | | 45 | HORIE W | - Goalkeeper in |
| GK | 00:00 | | SVK | | 18 | LEPACEK E | - Goalkeeper in |
| Goal | 05:21 | 0 : 1 | JPN | EQ | 10 | ITO I | (2) 5 NIITSU K 23 UKAI S On Ice SVK 18 11 25 33 45 98 JPN 45 5 8 10 17 23 |

2nd Period

| Action | Time | ET/Res | Team | Type | No. | Name | (G) Name of Assistant(s) / Action Description |
|-------------|--------------|--------------|------------|-----------|-----------|-----------------|-----------------------------------------------------------------------------------------|
| Goal | 24:04 | 1 : 1 | SVK | EQ | 25 | JOPPA M | (1) 11 LIGDA M On Ice SVK 18 11 25 33 44 45 JPN 45 8 13 17 95 96 |
| Goal | 29:19 | 2 : 1 | SVK | EQ | 98 | KORMAN D | (2) 25 JOPPA M 66 FERENCIK S On Ice SVK 18 11 25 45 66 98 JPN 45 5 10 17 23 24 |

3rd Period

| Action | Time | ET/Res | Team | Type | No. | Name | (G) Name of Assistant(s) / Action Description |
|-------------|--------------|--------------|------------|-----------|-----------|------------------|---------------------------------------------------------------------------------------|
| Penalty | 36:32 | 38:32 | SVK | 2 min. | 45 | VECEREK M | - Holding |
| Goal | 40:45 | 3 : 1 | SVK | EQ | 25 | JOPPA M | (2) 98 KORMAN D On Ice SVK 18 25 44 45 66 98 JPN 45 10 17 23 24 96 |
| Goal | 41:19 | 4 : 1 | SVK | EQ | 33 | HLINKA M | (1) 25 JOPPA M 98 KORMAN D On Ice SVK 18 11 25 33 45 98 JPN 45 8 10 17 23 96 |
| Time-out | 44:32 | | JPN | | | | |
| Goal | 44:41 | 5 : 1 | SVK | EQ | 45 | VECEREK M | (1) 44 TURIC R On Ice SVK 18 15 25 33 44 45 JPN 45 8 10 17 23 96 |
| GK | 45:00 | | SVK | | | | 18 LEPACEK E - Goalkeeper out |
| GK | 45:00 | | JPN | | | | 45 HORIE W - Goalkeeper out |

Goalkeeper Records

Team : SVK - Slovakia

| No. | Name | SOG | SVS | MIP |
|-----|-------------------|-----|-----|-------|
| 18 | LEPACEK Eduard | 10 | 9 | 45:00 |
| 21 | PASTUCHA Miroslav | | | |

Team : JPN - Japan

| No. | Name | SOG | SVS | MIP |
|-----|--------------|-----|-----|-------|
| 45 | HORIE Wataru | 29 | 24 | 45:00 |
| 38 | OKABE Manabu | | | |

Game Statistics

| Team : SVK (White) | | | | | | | | | | | | | | | | | | | | | | | |
|--------------------------|------|-------------------|-----|---|---|---|-----|-----|-----|---------------|-----|-------|---|-------------|------|-----|----|-------|-------|-------|-------|-----|-------|
| Head Coach : HRICKO Ivan | | | | | | | | | | Shots on Goal | | | | Time on Ice | | | | | | | | | |
| No. | Pos. | Name | Gen | G | A | P | PIM | FO+ | FO- | FO+/- | FO% | 1 | 2 | 3 | OTTS | +/- | 1 | 2 | 3 | OT | TOT | SHF | AVG |
| 11 | F | LIGDA Marian | +A | M | 0 | 1 | 1 | 0 | 7 | 1 | 6 | 87.50 | 2 | 2 | 0 | 4 | +2 | 9:03 | 11:02 | 10:00 | 30:07 | 14 | 2:09 |
| 25 | F | JOPPA Martin | +C | M | 2 | 2 | 4 | 0 | 6 | 7 | -1 | 46.15 | 2 | 5 | 3 | 10 | +4 | 14:57 | 15:00 | 15:00 | 44:57 | 4 | 11:14 |
| 33 | D | HLINKA Michal | +A | M | 1 | 0 | 1 | 0 | 0 | 2 | -2 | 0.00 | 0 | 0 | 1 | 1 | +2 | 8:42 | 7:24 | 7:38 | 23:44 | 15 | 1:34 |
| 66 | D | FERENCIK Slavomir | | M | 0 | 1 | 1 | 0 | 12 | 13 | -1 | 48.00 | 1 | 1 | 2 | 4 | +2 | 9:13 | 11:29 | 10:03 | 30:45 | 17 | 1:48 |
| 98 | F | KORMAN David | | M | 1 | 2 | 3 | 0 | 0 | 0 | 0 | 0.00 | 0 | 4 | 2 | 6 | +2 | 11:24 | 13:58 | 10:26 | 35:48 | 11 | 3:15 |
| 7 | F | STASAK Miroslav | | M | 0 | 0 | 0 | 0 | 0 | 1 | -1 | 0.00 | 0 | 0 | 0 | 0 | 0 | 6:00 | 3:45 | 4:16 | 14:01 | 11 | 1:16 |
| 15 | F | GARBIAR Jozef | | M | 0 | 0 | 0 | 0 | 0 | 1 | -1 | 0.00 | 0 | 0 | 0 | 0 | +1 | 0:00 | 0:00 | 2:33 | 2:33 | 1 | 2:33 |
| 44 | F | TURIC Robert | | M | 0 | 1 | 1 | 0 | 0 | 0 | 0 | 0.00 | 0 | 0 | 0 | 0 | +3 | 3:36 | 1:15 | 2:43 | 7:34 | 10 | 0:45 |
| 45 | F | VECEREK Milos | | M | 1 | 0 | 1 | 2 | 0 | 0 | 0 | 0.00 | 2 | 1 | 1 | 4 | +4 | 12:05 | 11:07 | 10:19 | 33:31 | 13 | 2:34 |



| Head Coach : HRICKO Ivan | | | | | | | | | | | Shots on Goal | | | | Time on Ice | | | |
|--------------------------|------|-------------------|-----|----------|----------|-----------|----------|-----------|-----------|----------|---------------|----------|-----------|----------|-------------|-----|-----|-----|
| No. | Pos. | Name | Gen | G | A | P | PIM | FO+ | FO- | FO+/- | FO% | 1 | 2 | 3 | OT | TOT | SHF | AVG |
| 18 | GK | LEPACEK Eduard | M | 0 | 0 | 0 | 0 | | | | | 0 | 0 | 0 | | 0 | | |
| 21 | GK | PASTUCHA Miroslav | M | 0 | 0 | 0 | 0 | | | | | 0 | 0 | 0 | | 0 | | |
| Total | | | | 5 | 7 | 12 | 2 | 25 | 25 | 0 | 50.00 | 7 | 13 | 9 | 29 | | | |

Team : JPN (Black)

| Head Coach : NAKAKITA Kojin | | | | | | | | | | | Shots on Goal | | | | Time on Ice | | | |
|-----------------------------|------|---------------------|-----|----------|----------|----------|----------|-----------|-----------|----------|---------------|----------|----------|----------|-------------|-----|-----|-------|
| No. | Pos. | Name | Gen | G | A | P | PIM | FO+ | FO- | FO+/- | FO% | 1 | 2 | 3 | OT | TOT | SHF | AVG |
| 5 | F | NIITSU Kazuyoshi +A | M | 0 | 1 | 1 | 0 | 0 | 0 | 0 | 0.00 | 0 | 1 | 0 | | 1 | 0 | 7:48 |
| 8 | D | ISHIKAWA Yudai +A | M | 0 | 0 | 0 | 0 | 0 | 0 | 0 | 0.00 | 0 | 0 | 0 | | 0 | -2 | 11:56 |
| 10 | F | ITO Itsuki | M | 1 | 0 | 1 | 0 | 1 | 0 | 1 | 100.00 | 2 | 2 | 1 | | 5 | -3 | 9:43 |
| 23 | F | UKAI Shosei | M | 0 | 1 | 1 | 0 | 15 | 18 | -3 | 45.45 | 0 | 0 | 0 | | 0 | -3 | 7:42 |
| 24 | D | SUDO Satoru | M | 0 | 0 | 0 | 0 | 0 | 0 | 0 | 0.00 | 0 | 0 | 0 | | 0 | -2 | 8:06 |
| 17 | F | MORISAKI Amu | M | 0 | 0 | 0 | 0 | 0 | 0 | 0 | 0.00 | 0 | 0 | 0 | | 0 | -4 | 9:58 |
| 25 | F | MISAWA Eiji | M | 0 | 0 | 0 | 0 | 0 | 0 | 0 | 0.00 | 0 | 0 | 0 | | 0 | 0 | 3:26 |
| 40 | D | SHIOYA Yoshihiro | M | 0 | 0 | 0 | 0 | 0 | 0 | 0 | 0.00 | 0 | 0 | 0 | | 0 | 0 | 0:00 |
| 95 | F | KAWAHARA Yusei | M | 0 | 0 | 0 | 0 | 9 | 6 | 3 | 60.00 | 0 | 0 | 0 | | 0 | -1 | 7:10 |
| 96 | F | KUMAGAI Masaharu +C | M | 0 | 0 | 0 | 0 | 0 | 1 | -1 | 0.00 | 0 | 2 | 1 | | 3 | -4 | 6:46 |
| 1 | F | KANEKO Mikio | M | 0 | 0 | 0 | 0 | 0 | 0 | 0 | 0.00 | 0 | 0 | 0 | | 0 | 0 | 0:00 |
| 3 | D | FUKUNISHI Akari | F | 0 | 0 | 0 | 0 | 0 | 0 | 0 | 0.00 | 0 | 0 | 0 | | 0 | 0 | 0:00 |
| 11 | D | NASU Norihiko | M | 0 | 0 | 0 | 0 | 0 | 0 | 0 | 0.00 | 0 | 1 | 0 | | 1 | 0 | 0:34 |
| 13 | F | YOSHIKAWA Mamoru | M | 0 | 0 | 0 | 0 | 0 | 0 | 0 | 0.00 | 0 | 0 | 0 | | 0 | -1 | 1:51 |
| 38 | GK | OKABE Manabu | M | 0 | 0 | 0 | 0 | | | | | 0 | 0 | 0 | | 0 | | |
| 45 | GK | HORIE Wataru | M | 0 | 0 | 0 | 0 | | | | | 0 | 0 | 0 | | 0 | | |
| Total | | | | 1 | 2 | 3 | 0 | 25 | 25 | 0 | 50.00 | 2 | 6 | 2 | 10 | | | |

Group B

| R | Team | GP | W | OTW | OTL | L | GDF | GF : GA | PTS |
|---|------|----|---|-----|-----|---|-----|---------|-----|
| 1 | CAN | 3 | 3 | 0 | 0 | 0 | +25 | 26 : 1 | 9 |
| 2 | CZE | 3 | 2 | 0 | 0 | 1 | +5 | 12 : 7 | 6 |
| 3 | SVK | 3 | 1 | 0 | 0 | 2 | -11 | 6 : 17 | 3 |
| 4 | JPN | 3 | 0 | 0 | 0 | 3 | -19 | 3 : 22 | 0 |

| | CAN | CZE | JPN | SVK |
|-----|------|-----|------|-----|
| CAN | | 4:1 | 14:0 | 8:0 |
| CZE | 1:4 | | 3:2 | 8:1 |
| JPN | 0:14 | 2:3 | | 1:5 |
| SVK | 0:8 | 1:8 | 5:1 | |

| Legend: | | | |
|---------------|---------------------------------|--------------|-----------------------------|
| (G) | Goals in tournament | +/- | Plus/minus net |
| A | Assists | AVG | Average time on ice / shift |
| ET/Res | Penalty end time/Result of game | F | Female / Forward |
| FO- | Face-offs lost | FO+/- | Face-offs net |
| GDF | Goal difference | Gen | Gender |
| GP | Games played | L | Losses |
| No. | Jersey number | OT | Overtime |
| P | Points | PIM | Penalties in minutes |
| PTS | Points | R | Rank |
| SOG | Shots on goal | SVS | Saves |
| TS | Total shots | W | Wins |
| | | +A | Alternate Captain |
| | | D | Defender |
| | | FO% | % Face-offs won |
| | | G | Goals |
| | | GF | Goals for |
| | | M | Male |
| | | OTL | Overtime losses |
| | | Pos. | Position |
| | | SHF | Number of shifts |
| | | TOT | Total |
| | | +C | Captain |
| | | EQ | Equal strength |
| | | FO+ | Face-offs won |
| | | GA | Goals against |
| | | GK | Goalkeeper |
| | | MIP | Minutes in play (GK) |
| | | OTW | Overtime wins |
| | | PPG | Power play goals |
| | | SHG | Shorthanded goals |
| | | TPP | Time on power play |



Shot Chart
Tabella azioni di tiro

SVK - JPN



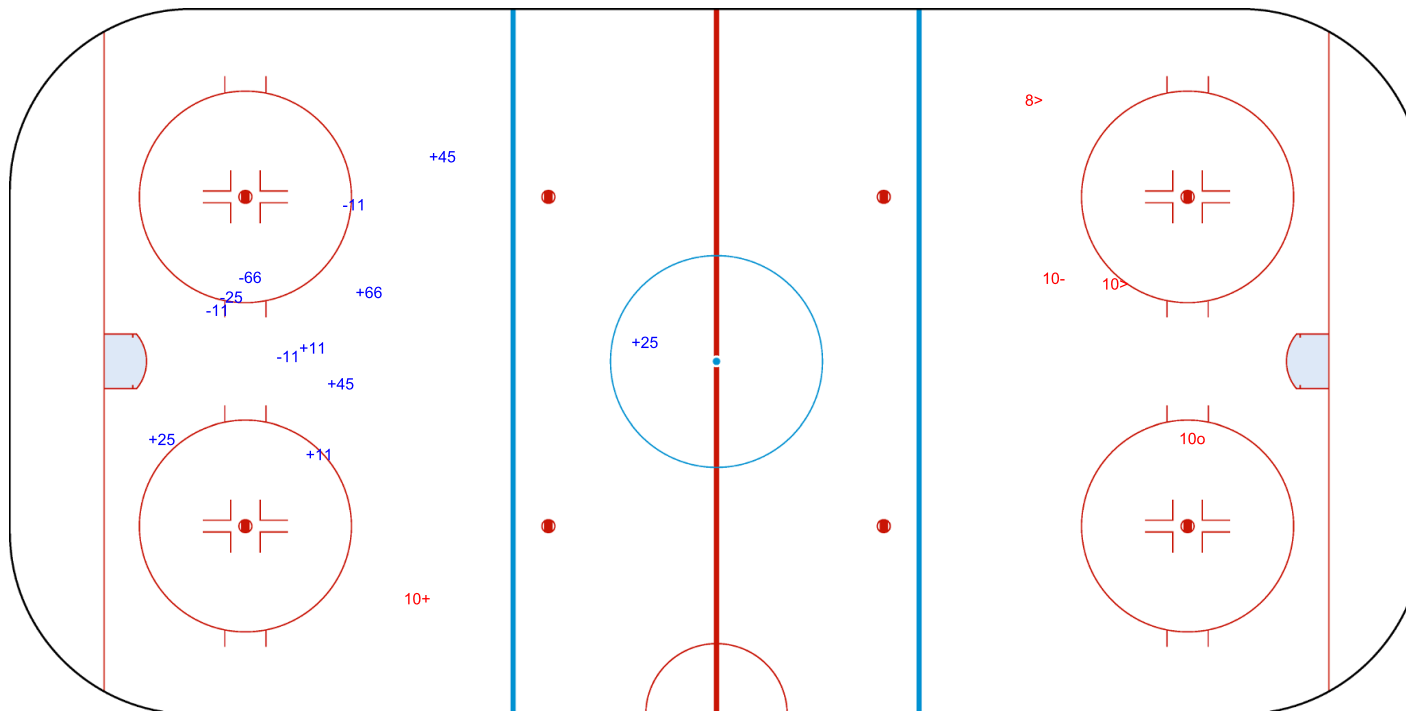
1st Period




Shots by SVK
Goal (o): 0
Block (<): 0
Save (+): 7
Miss (-): 5



GK 45 of JPN



Shots by JPN
Goal (o): 1
Block (>): 2
Save (+): 1
Miss (-): 1



GK 18 of SVK



Shots by JPN
Goal (o): 0
Block (<): 1
Save (+): 6
Miss (-): 0




GK 18 of SVK



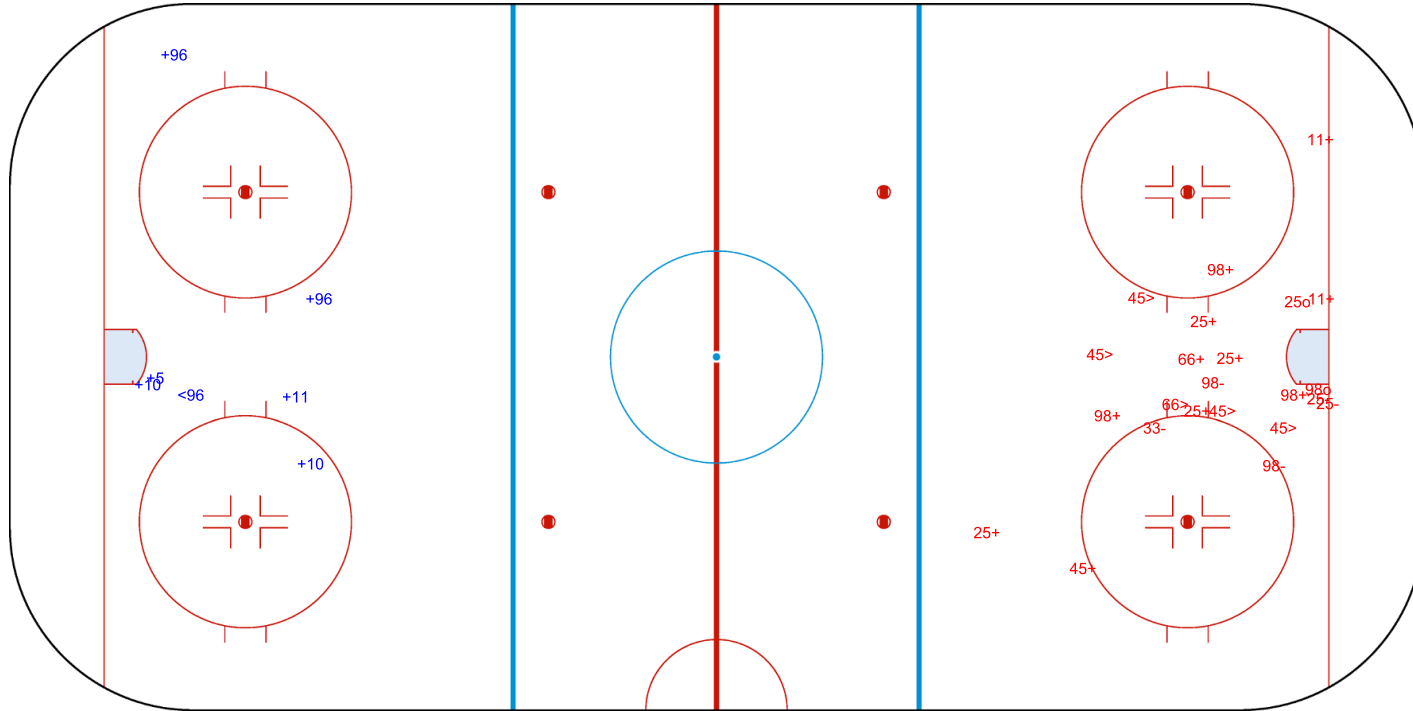
2nd Period



Shots by SVK
Goal (o): 2
Block (>): 5
Save (+): 11
Miss (-): 5



GK 45 of JPN





Shots by SVK

Goal (o): 3

Block (<): 0

Save (+): 6

Miss (-): 4

o45

o33
o25

GK 45 of JPN



3rd Period



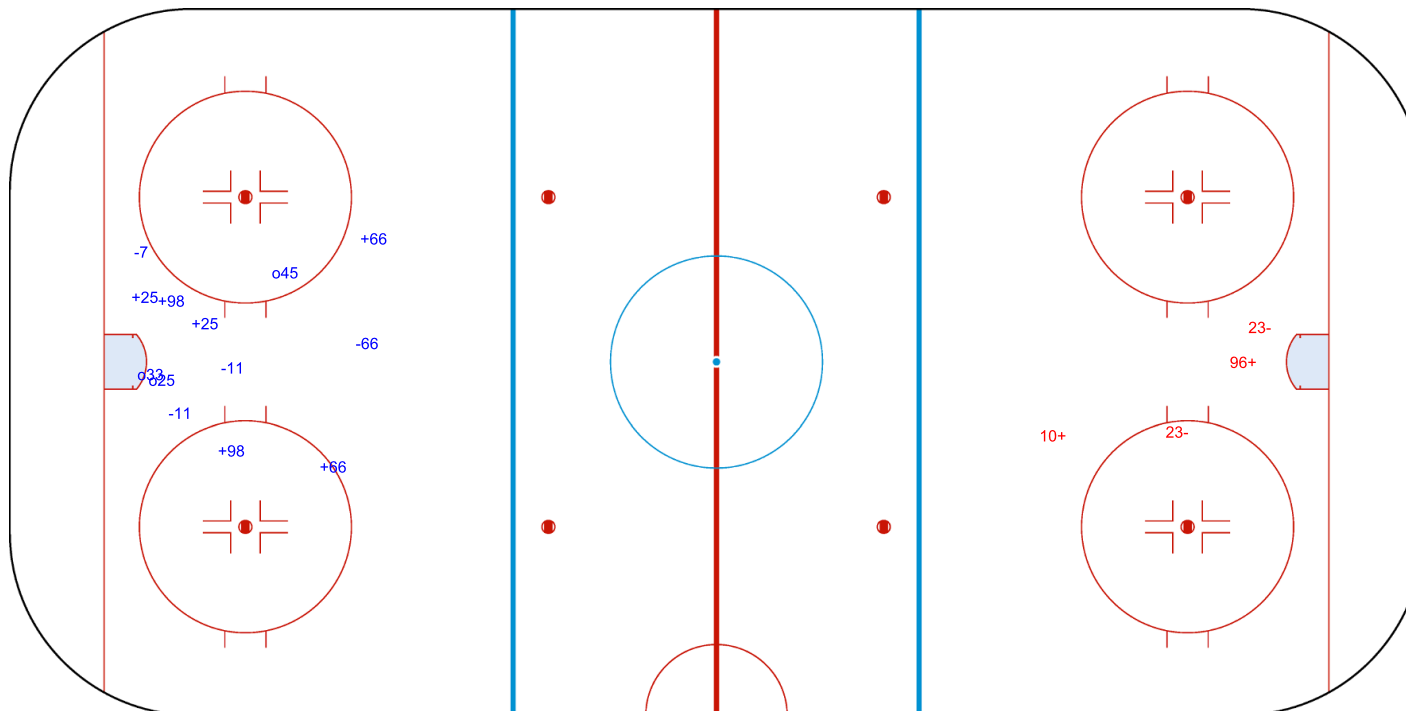
Shots by JPN

Goal (o): 0

Block (>): 0

Save (+): 2

Miss (-): 2



GK 18 of SVK

Legend:

GK

Goalkeeper



Face-off Chart

Tabella ingaggi

SVK - JPN

1st PERIOD

| | SVK | | JPN | | SVK | | JPN | | SVK | | JPN | | Total wins all zones |
|---------------------|-----------|-----------|--------------|--------------|-----------|-----------|-----------|-----------|-----------|-----------|---------|----------|-------------------------|
| | Def. zone | Att. zone | Neutral zone | Neutral zone | Att. zone | Def. zone | Att. zone | Def. zone | Att. zone | Def. zone | SVK | JPN | |
| | + 25 | - 96 | - 25 | + 10 | + 66 | - 95 | | | | | | | |
| | - 25 | + 23 | - 66 | + 95 | - 25 | + 23 | | | | | | | |
| | - 25 | + 95 | - 66 | + 95 | - 25 | + 23 | | | | | | | |
| | | | + 66 | - 23 | - 66 | + 95 | | | | | | | |
| | | | | | - 66 | + 23 | | | | | | | |
| | | | | | - 15 | + 95 | | | | | | | |
| | | | | | + 66 | - 23 | | | | | | | |
| Total wins / period | 1 / 33% | 2 / 67% | 1 / 25% | 3 / 75% | 2 / 29% | 5 / 71% | | | | | 4 / 29% | 10 / 71% | |

2nd PERIOD

| | SVK | | JPN | | SVK | | JPN | | SVK | | JPN | | Total wins all zones |
|---------------------|-----------|-----------|--------------|--------------|-----------|-----------|-----------|-----------|-----------|-----------|----------|---------|-------------------------|
| | Def. zone | Att. zone | Neutral zone | Neutral zone | Att. zone | Def. zone | Att. zone | Def. zone | Att. zone | Def. zone | SVK | JPN | |
| | + 25 | - 95 | + 66 | - 23 | + 25 | - 23 | | | | | | | |
| | - 25 | + 23 | - 66 | + 23 | + 66 | - 23 | | | | | | | |
| | | | - 66 | + 95 | - 66 | + 23 | | | | | | | |
| | | | + 25 | - 95 | + 11 | - 23 | | | | | | | |
| | | | - 66 | + 23 | + 66 | - 23 | | | | | | | |
| | | | + 25 | - 95 | + 11 | - 23 | | | | | | | |
| | | | + 66 | - 23 | + 11 | - 95 | | | | | | | |
| | | | + 66 | - 23 | - 66 | + 23 | | | | | | | |
| | | | | | + 66 | - 23 | | | | | | | |
| | | | | | - 66 | + 95 | | | | | | | |
| | | | | | - 11 | + 95 | | | | | | | |
| | | | | | + 66 | - 23 | | | | | | | |
| Total wins / period | 1 / 50% | 1 / 50% | 5 / 63% | 3 / 37% | 8 / 67% | 4 / 33% | | | | | 14 / 64% | 8 / 36% | |

3rd PERIOD

| | SVK | | JPN | | SVK | | JPN | | SVK | | JPN | | Total wins all zones |
|---------------------|-----------|-----------|--------------|--------------|-----------|-----------|-----------|-----------|-----------|-----------|---------|---------|-------------------------|
| | Def. zone | Att. zone | Neutral zone | Neutral zone | Att. zone | Def. zone | Att. zone | Def. zone | Att. zone | Def. zone | SVK | JPN | |
| | + 25 | - 95 | + 11 | - 23 | + 66 | - 23 | | | | | | | |
| | - 25 | + 23 | + 11 | - 23 | - 66 | + 23 | | | | | | | |
| | | | + 66 | - 23 | - 66 | + 95 | | | | | | | |
| | | | + 11 | - 23 | + 11 | - 23 | | | | | | | |
| | | | - 66 | + 23 | - 7 | + 23 | | | | | | | |
| | | | - 33 | + 23 | - 33 | + 23 | | | | | | | |
| Total wins / period | 1 / 50% | 1 / 50% | 4 / 67% | 2 / 33% | 2 / 33% | 4 / 67% | | | | | 7 / 50% | 7 / 50% | |

TOTAL

| | SVK | | JPN | | SVK | | JPN | | SVK | | JPN | | Total wins all zones |
|-------------------|-----------|-----------|--------------|--------------|-----------|-----------|-----------|-----------|-----------|-----------|----------|----------|-------------------------|
| | Def. zone | Att. zone | Neutral zone | Neutral zone | Att. zone | Def. zone | Att. zone | Def. zone | Att. zone | Def. zone | SVK | JPN | |
| Total wins / game | 3 / 43% | 4 / 57% | 10 / 56% | 8 / 44% | 12 / 48% | 13 / 52% | | | | | 25 / 50% | 25 / 50% | |



HEAD TO HEAD

| | | JPN | | | | | | | | |
|-----------------|-----------|-----------|----------|---------|-----------|-----------|----------|-----------|-----------|--|
| No. | 10 | 23 | 95 | 96 | Tot. | wins SVK | Dz | Nz | Az | |
| SVK | 7 | | 0 - 1 | | 1 | 0 0% | | | 0 0% | |
| | 11 | | 6 - 0 | 1 - 1 | 8 | 7 88% | | 3 100% | 4 80% | |
| | 15 | | | 0 - 1 | 1 | 0 0% | | | 0 0% | |
| | 25 | 0 - 1 | 1 - 5 | 4 - 1 | 13 | 6 46% | 3 43% | 2 67% | 1 33% | |
| | 33 | | 0 - 2 | | 2 | 0 0% | | 0 0% | 0 0% | |
| | 66 | | 11 - 7 | 1 - 6 | 25 | 12 48% | | 5 45% | 7 50% | |
| Tot. | 1 | 33 | 15 | 1 | 50 | 25 50% | 3 43% | 10 56% | 12 48% | |
| wins JPN | 1 100% | 15 45% | 9 60% | 0 0% | 25 50% | | | | | |
| Dz | | 8 44% | 5 71% | | 13 52% | | | | | |
| Nz | 1 100% | 4 33% | 3 60% | | 8 44% | | | | | |
| Az | | 3 100% | 1 33% | 0 0% | 4 57% | | | | | |

| | | | | | | | |
|----------------|---------------|-----------|----------------|-------------|------------------------|-----------|----------------|
| Legend: | | | | | | | |
| Att. | Attacking | Az | Attacking zone | Def. | Defending | Dz | Defending zone |
| No. | Jersey number | Nz | Neutral zone | Tot. | Total face-offs played | | |



Tournament Progress

Andamento del torneo
As of SUN 15 MAR 2026

| Game | Round | Date | Time | Teams | Results | 1 | 2 | 3 | OT | SO |
|------|-------|------------|-------|-----------|---------|-------|-------|-------|-------|----|
| 13 | CG1 | THU 12 MAR | 14:35 | SVK - GER | 3 - 4 | 1 - 2 | 2 - 0 | 0 - 1 | 0 - 1 | |
| 14 | CG2 | THU 12 MAR | 19:05 | ITA - JPN | 5 - 0 | 1 - 0 | 3 - 0 | 1 - 0 | | |
| 15 | SF1 | FRI 13 MAR | 14:35 | USA - CZE | 6 - 1 | 1 - 1 | 2 - 0 | 3 - 0 | | |
| 16 | SF2 | FRI 13 MAR | 19:05 | CAN - CHN | 4 - 2 | 2 - 1 | 0 - 1 | 2 - 0 | | |
| 17 | C7-8 | SAT 14 MAR | 12:05 | SVK - JPN | 1 - 0 | 0 - 0 | 0 - 0 | 1 - 0 | | |
| 18 | C5-6 | SAT 14 MAR | 16:05 | ITA - GER | 5 - 2 | 0 - 1 | 2 - 1 | 3 - 0 | | |
| 19 | BMG | SUN 15 MAR | 12:05 | CHN - CZE | 3 - 2 | 2 - 2 | 0 - 0 | 1 - 0 | | |
| 20 | GMG | SUN 15 MAR | 16:05 | USA - CAN | 6 - 2 | 1 - 0 | 2 - 1 | 3 - 1 | | |

Semifinals

Finals

| | | | | | | | |
|----------------------|---|--------------------------------|-----|-----------------------|--------------------------------------------|-----|---|
| USA | 6 | Game 15 MAR 13 14:35 SF1 | CZE | 1 | Game 20 MAR 15 16:05 Gold Medal Game | USA | 6 |
| CAN | 4 | | CAN | 2 | | USA | 6 |
| CHN | 2 | CZE | 2 | CHN | | 3 | |
| | | CHN | 3 | | | | |
| Classification Games | | | | Classification Finals | | | |
| SVK | 3 | Game 13 MAR 12 14:35 | GER | 4 | Game 18 MAR 14 16:05 C5-6 | ITA | 5 |
| ITA | 5 | | ITA | 5 | | ITA | 5 |
| JPN | 0 | SVK | 1 | SVK | | 1 | |
| | | JPN | 0 | | | | |

Final Ranking

- Gold United States of America
- Silver Canada
- Bronze People's Republic of China
- 4 Czechia
- 5 Italy
- 6 Germany
- 7 Slovakia
- 8 Japan

Legend:

| | | | | | | | |
|-----|-----------------------|------|----------------------|-----|-----------------|-----|-------------------|
| 1 | 1st period | 2 | 2nd period | 3 | 3rd period | BMG | Bronze Medal Game |
| CGn | Classification Game n | Cx-y | Classification Final | GMG | Gold Medal Game | OT | Overtime |
| SF | Semifinals | SO | Shootout | | | | |



Line-Ups

Formazioni

REVISED

12 MAR 14:20

SVK - GER

Referee

VANEK Jan (CZE)

Linespersons

LEWIS Brendan (USA), WIEST Alexander (ITA)

Goalkeepers

Team: SVK

| No. | Name | Gen |
|-----|-------------------|-----|
| 18 | LEPACEK Eduard | M |
| 21 | PASTUCHA Miroslav | M |

Team Line-ups

Team: SVK (White)

| No. | Pos. | Name | Gen |
|-----|------|-------------------|-----|
| 33 | D | HLINKA Michal +A | M |
| 66 | D | FERENCIK Slavomir | M |
| 11 | F | LIGDA Marian +A | M |
| 25 | F | JOPPA Martin +C | M |
| 98 | F | KORMAN David | M |
| 7 | F | STASAK Miroslav | M |
| 15 | F | GARBIAR Jozef | M |
| 44 | F | TURIC Robert | M |
| 45 | F | VECEREK Milos | M |

Head Coach: HRICKO Ivan

NOT DRESSED:

| | | | |
|----|---|-------------------|---|
| 4 | D | PUCHEIN Jan | M |
| 5 | F | HOZAKOVA Michaela | F |
| 17 | D | VARGA Richard | M |
| 30 | D | FOJTIK Erik | M |
| 85 | D | KARDOS Miroslav | M |

Team: GER

| No. | Name | Gen |
|-----|----------------|-----|
| 22 | MUEHLHANS Veit | M |
| 47 | KUNST Simon | M |

Team: GER (Black)

| No. | Pos. | Name | Gen |
|-----|------|--------------------------|-----|
| 6 | D | RAEDLER Hugo | M |
| 55 | D | STUMPE Sven | M |
| 3 | F | DISVELD Bas | M |
| 8 | F | RENNHACK Frank +A | M |
| 43 | F | HERING Bernhard | M |
| 33 | D | KUHLI-LAUENSTEIN Ingo +A | M |
| 44 | D | BRELAGE Malte +C | M |
| 7 | F | REIMANN Leopold | M |
| 27 | F | MALCHIN Marcel Nicolas | M |
| 97 | F | SCHRADER Felix | M |
| 83 | D | PILZ Christian | M |
| 14 | F | BUSSMANN Jano | M |
| 77 | F | WEDDE Joerg | M |

Head Coach: WILLMANN Peter

NOT DRESSED:

| | | | |
|----|---|------------------|---|
| 12 | F | JASTER Christian | M |
| 21 | D | BETZ Steven | M |

Legend:

| | | | | | | | |
|------------|-------------------|-----------|---------|------------|---------------|-------------|------------------|
| +A | Alternate Captain | +C | Captain | D | Defender | F | Female / Forward |
| Gen | Gender | M | Male | No. | Jersey number | Pos. | Position |

REVISED

Revised to change line-ups on request of Team GER.



Graphical Line-ups
Schema grafico formazioni

REVISED
12 MAR 14:41

SVK - GER

Referee

VANEK Jan (CZE)

Linespersons

LEWIS Brendan (USA), WIEST Alexander (ITA)

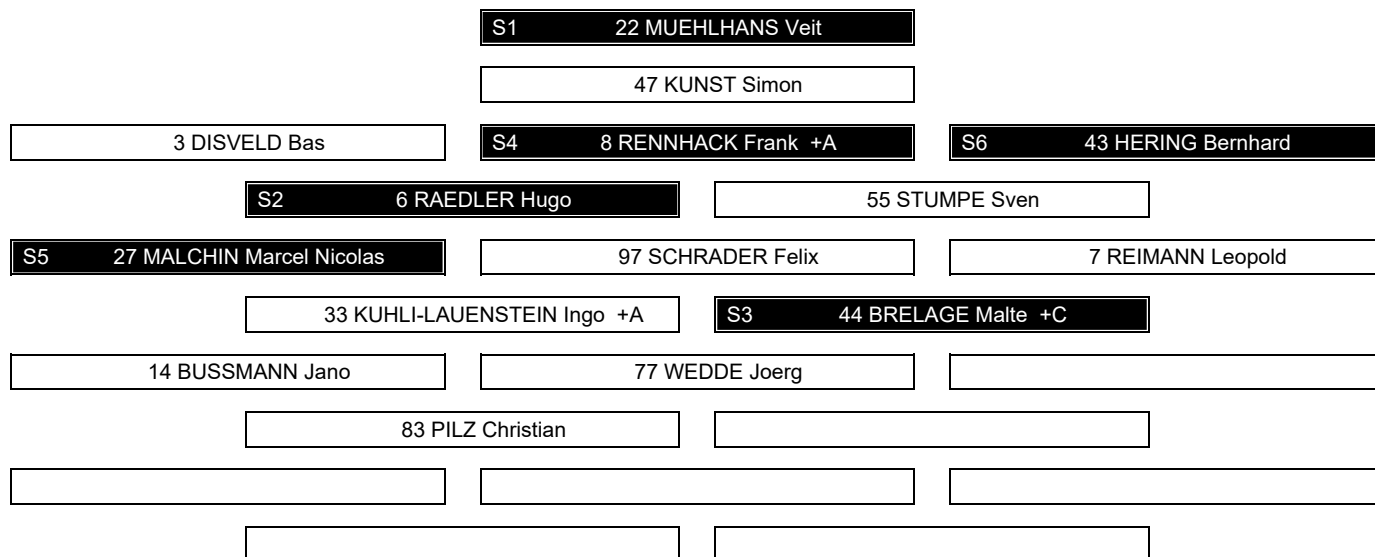
Team: SVK - Slovakia (White)

Head Coach: HRICKO Ivan



Team: GER - Germany (Black)

Head Coach: WILLMANN Peter



Legend:

+A Alternate Captain +C Captain Sn Starting position

REVISED

Revised to correct Team GER starting six players due to operational errors.



Game Summary

Tabella riassuntiva partita

SVK - GER 3 - 4 (1 - 2, 2 - 0, 0 - 1, 0 - 1)

| Spectators | Referee | Linespersons |
|------------|-----------------|---------------------------------------------|
| 3376 | VANEK Jan (CZE) | LEWIS Brendan (USA) , WIEST Alexander (ITA) |

Team Statistics

| Period | Score | SVS | SOG | PIM | TPP | PPG | SHG |
|--------------|--------------|----------------|----------------|---------------|--------------------|--------------|--------------|
| 1 | 1 : 2 | 4 : 6 | 7 : 6 | 0 : 2 | 2:00 : 0:00 | 0 : 0 | 0 : 0 |
| 2 | 2 : 0 | 1 : 5 | 7 : 1 | 0 : 2 | 2:00 : 0:00 | 0 : 0 | 0 : 0 |
| 3 | 0 : 1 | 4 : 11 | 11 : 5 | 0 : 14 | 2:46 : 0:00 | 0 : 0 | 0 : 0 |
| OT | 0 : 1 | 1 : 0 | 0 : 2 | 0 : 0 | 1:14 : 0:00 | 0 : 0 | 0 : 0 |
| Total | 3 : 4 | 10 : 22 | 25 : 14 | 0 : 18 | 8:00 : 0:00 | 0 : 0 | 0 : 0 |

1st Period

| Action | Time | ET/Res | Team | Type | No. | Name | (G) | Name of Assistant(s) / Action Description |
|-------------|--------------|--------------|------------|-----------|-----------|-------------------|-----|--------------------------------------------------------------------------------|
| GK | 00:00 | | SVK | | 18 | LEPACEK E | | - Goalkeeper in |
| GK | 00:00 | | GER | | 22 | MUEHLHANS V | | - Goalkeeper in |
| Goal | 01:20 | 0 : 1 | GER | EQ | 97 | SCHRADER F | (1) | 55 STUMPE S On Ice SVK 18 11 25 45 66 98 GER 22 14 33 43 55 97 |
| Penalty | 05:54 | 07:54 | GER | 2 min. | 97 | SCHRADER F | | - Teeing |
| Goal | 08:07 | 0 : 2 | GER | EQ | 97 | SCHRADER F | (2) | On Ice SVK 18 11 25 33 66 98 GER 22 8 33 43 55 97 |
| Goal | 12:02 | 1 : 2 | SVK | EQ | 66 | FERENCIK S | (1) | 25 JOPPA M 11 LIGDA M On Ice SVK 18 11 25 45 66 98 GER 22 3 6 7 43 83 |
| GK | 14:56 | | SVK | | | | | 18 LEPACEK E - Goalkeeper out |

2nd Period

| Action | Time | ET/Res | Team | Type | No. | Name | (G) | Name of Assistant(s) / Action Description |
|-------------|--------------|--------------|------------|-----------|-----------|------------------|-----|-----------------------------------------------------------------------------------|
| GK | 15:00 | | SVK | | 18 | LEPACEK E | | - Goalkeeper in |
| Goal | 15:38 | 2 : 2 | SVK | EQ | 45 | VECEREK M | (2) | On Ice SVK 18 11 25 45 66 98 GER 22 6 8 27 43 44 |
| Penalty | 21:21 | 23:21 | GER | 2 min. | 7 | REIMANN L | | - Tripping |
| Goal | 28:56 | 3 : 2 | SVK | EQ | 25 | JOPPA M | (3) | 98 KORMAN D 11 LIGDA M On Ice SVK 18 11 25 33 66 98 GER 22 8 27 33 43 55 |

3rd Period

| Action | Time | ET/Res | Team | Type | No. | Name | (G) | Name of Assistant(s) / Action Description |
|-------------|--------------|--------------|------------|-----------|-----------|-------------------|-----|-----------------------------------------------------------------------------------|
| Penalty | 30:27 | 32:27 | GER | 2 min. | 44 | BRELAGE M | | - Interference |
| Goal | 41:11 | 3 : 3 | GER | EQ | 97 | SCHRADER F | (3) | 44 BRELAGE M 3 DISVELD B On Ice SVK 18 7 25 33 66 98 GER 22 3 7 33 44 97 |
| Penalty | 44:14 | 46:14 | GER | 2 min. | 44 | BRELAGE M | | - Elbowing / Served by: 3 DISVELD B |
| Penalty | 44:14 | 55:00 | GER | 10 min. | 44 | BRELAGE M | | - Unsportsmanlike Conduct / start serving at 46:14 |

Overtime

| Action | Time | ET/Res | Team | Type | No. | Name | (G) | Name of Assistant(s) / Action Description |
|-------------|--------------|--------------|------------|-----------|-----------|-------------------|-----|-------------------------------------------------|
| Time-out | 50:23 | | SVK | | | | | |
| Goal | 51:04 | 3 : 4 | GER | EQ | 97 | SCHRADER F | (4) | On Ice SVK 18 11 25 45 98 GER 22 14 33 55 97 |
| GK | 51:04 | | SVK | | | | | 18 LEPACEK E - Goalkeeper out |
| GK | 51:04 | | GER | | | | | 22 MUEHLHANS V - Goalkeeper out |

Goalkeeper Records

Team : SVK - Slovakia

| No. | Name | SOG | SVS | MIP |
|-----|-------------------|-----|-----|-------|
| 18 | LEPACEK Eduard | 14 | 10 | 51:00 |
| 21 | PASTUCHA Miroslav | | | |

Team : GER - Germany

| No. | Name | SOG | SVS | MIP |
|-----|----------------|-----|-----|-------|
| 22 | MUEHLHANS Veit | 25 | 22 | 51:04 |
| 47 | KUNST Simon | | | |

Game Statistics



Team : SVK (White)

| Head Coach : HRICKO Ivan | | | | | | | | | | | | Shots on Goal | | | | Time on Ice | | | | | | |
|--------------------------|-----|----------|----------|----------|----------|-----------|-----------|-----------|--------------|----------|----------|---------------|----------|-----------|----|-------------|-------|-------|------|-------|-----|-------|
| No. Pos. Name | Gen | G | A | P | PIM | FO+ | FO- | FO+/- | FO% | 1 | 2 | 3 | OTTS | +/- | 1 | 2 | 3 | OT | TOT | SHF | AVG | |
| 11 F LIGDA Marian +A | M | 0 | 2 | 2 | 0 | 15 | 11 | 4 | 57.69 | 1 | 1 | 0 | 0 | 2 | 0 | 11:02 | 11:02 | 12:50 | 3:14 | 38:08 | 10 | 3:48 |
| 25 F JOPPA Martin +C | M | 1 | 1 | 2 | 0 | 8 | 13 | -5 | 38.10 | 3 | 1 | 6 | 0 | 10 | -1 | 15:00 | 15:00 | 15:00 | 6:04 | 51:04 | 4 | 12:46 |
| 33 D HLINKA Michal +A | M | 0 | 0 | 0 | 0 | 0 | 0 | 0 | 0.00 | 0 | 0 | 0 | 0 | 0 | -1 | 9:46 | 8:03 | 6:16 | 0:00 | 24:05 | 15 | 1:36 |
| 66 D FERENCIK Slavomir | M | 1 | 0 | 1 | 0 | 5 | 5 | 0 | 50.00 | 1 | 0 | 1 | 0 | 2 | 0 | 10:24 | 9:47 | 9:26 | 2:50 | 32:27 | 16 | 2:01 |
| 98 F KORMAN David | M | 0 | 1 | 1 | 0 | 0 | 1 | -1 | 0.00 | 2 | 2 | 2 | 0 | 6 | -1 | 12:04 | 13:02 | 15:00 | 6:04 | 46:10 | 9 | 5:07 |
| 7 F STASAK Miroslav | M | 0 | 0 | 0 | 0 | 0 | 1 | -1 | 0.00 | 0 | 0 | 1 | 0 | 1 | -1 | 4:03 | 3:58 | 2:10 | 0:00 | 10:11 | 7 | 1:27 |
| 15 F GARBIAR Jozef | M | 0 | 0 | 0 | 0 | 0 | 0 | 0 | 0.00 | 0 | 0 | 0 | 0 | 0 | 0 | 0:00 | 0:00 | 0:00 | 0:00 | 0:00 | 0 | 0:00 |
| 44 F TURIC Robert | M | 0 | 0 | 0 | 0 | 0 | 0 | 0 | 0.00 | 0 | 0 | 0 | 0 | 0 | 0 | 2:59 | 1:58 | 0:00 | 0:00 | 4:57 | 5 | 0:59 |
| 45 F VECEREK Milos | M | 1 | 0 | 1 | 0 | 0 | 0 | 0 | 0.00 | 0 | 3 | 1 | 0 | 4 | 0 | 9:45 | 12:10 | 14:18 | 6:04 | 42:17 | 11 | 3:50 |
| 18 GK LEPACEK Eduard | M | 0 | 0 | 0 | 0 | | | | | 0 | 0 | 0 | 0 | 0 | | | | | | | | |
| 21 GK PASTUCHA Miroslav | M | 0 | 0 | 0 | 0 | | | | | 0 | 0 | 0 | 0 | 0 | | | | | | | | |
| Total | | 3 | 4 | 7 | 0 | 28 | 31 | -3 | 47.46 | 7 | 7 | 11 | 0 | 25 | | | | | | | | |

Team : GER (Black)

| Head Coach : WILLMANN Peter | | | | | | | | | | | | Shots on Goal | | | | Time on Ice | | | | | | |
|-------------------------------|-----|----------|----------|----------|-----------|-----------|-----------|----------|--------------|----------|----------|---------------|----------|-----------|----|-------------|------|------|------|-------|-----|------|
| No. Pos. Name | Gen | G | A | P | PIM | FO+ | FO- | FO+/- | FO% | 1 | 2 | 3 | OTTS | +/- | 1 | 2 | 3 | OT | TOT | SHF | AVG | |
| 3 F DISVELD Bas | M | 0 | 1 | 1 | 0 | 4 | 7 | -3 | 36.36 | 0 | 0 | 2 | 0 | 2 | 0 | 3:55 | 3:25 | 6:54 | 3:57 | 18:11 | 15 | 1:12 |
| 6 D RAEDLER Hugo | M | 0 | 0 | 0 | 0 | 0 | 0 | 0 | 0.00 | 0 | 0 | 0 | 0 | 0 | -2 | 7:49 | 7:06 | 8:22 | 4:10 | 27:27 | 24 | 1:08 |
| 8 F RENNHACK Frank +A | M | 0 | 0 | 0 | 0 | 0 | 2 | -2 | 0.00 | 1 | 0 | 0 | 1 | 2 | -1 | 6:56 | 6:47 | 7:13 | 3:52 | 24:48 | 19 | 1:18 |
| 43 F HERING Bernhard | M | 0 | 0 | 0 | 0 | 17 | 10 | 7 | 62.96 | 1 | 0 | 1 | 0 | 2 | -1 | 6:58 | 5:33 | 9:29 | 3:52 | 25:52 | 18 | 1:26 |
| 55 D STUMPE Sven | M | 0 | 1 | 1 | 0 | 0 | 0 | 0 | 0.00 | 0 | 0 | 0 | 0 | 0 | +2 | 6:52 | 7:20 | 5:41 | 1:54 | 21:47 | 21 | 1:02 |
| 7 F REIMANN Leopold | M | 0 | 0 | 0 | 2 | 1 | 0 | 1 | 100.00 | 0 | 0 | 0 | 0 | 0 | 0 | 2:06 | 2:36 | 4:35 | 0:00 | 9:17 | 11 | 0:50 |
| 27 F MALCHIN Marcel Nicolas | M | 0 | 0 | 0 | 0 | 0 | 0 | 0 | 0.00 | 0 | 1 | 0 | 0 | 1 | -2 | 5:00 | 6:42 | 4:12 | 0:00 | 15:54 | 13 | 1:13 |
| 33 D KUHLI-LAUENSTEIN Ingo +A | M | 0 | 0 | 0 | 0 | 0 | 0 | 0 | 0.00 | 0 | 0 | 0 | 0 | 0 | +3 | 6:34 | 7:23 | 9:48 | 2:12 | 25:57 | 21 | 1:14 |
| 44 D BRELAGE Malte +C | M | 0 | 1 | 1 | 14 | 0 | 0 | 0 | 0.00 | 0 | 0 | 0 | 0 | 0 | 0 | 7:45 | 8:41 | 6:25 | 0:00 | 22:51 | 20 | 1:08 |
| 97 F SCHRADER Felix | M | 4 | 0 | 4 | 2 | 1 | 1 | 0 | 50.00 | 4 | 0 | 1 | 1 | 6 | +4 | 5:48 | 7:15 | 4:01 | 2:12 | 19:16 | 17 | 1:08 |
| 14 F BUSSMANN Jano | M | 0 | 0 | 0 | 0 | 8 | 5 | 3 | 61.54 | 0 | 0 | 0 | 0 | 0 | +2 | 5:37 | 5:01 | 2:07 | 0:50 | 13:35 | 14 | 0:58 |
| 77 F WEDDE Joerg | M | 0 | 0 | 0 | 0 | 0 | 3 | -3 | 0.00 | 0 | 0 | 1 | 0 | 1 | 0 | 5:54 | 4:28 | 3:23 | 0:00 | 13:45 | 13 | 1:03 |
| 83 D PILZ Christian | M | 0 | 0 | 0 | 0 | 0 | 0 | 0 | 0.00 | 0 | 0 | 0 | 0 | 0 | -1 | 1:47 | 0:49 | 0:00 | 0:00 | 2:36 | 7 | 0:22 |
| 22 GK MUEHLHANS Veit | M | 0 | 0 | 0 | 0 | | | | | 0 | 0 | 0 | 0 | 0 | | | | | | | | |
| 47 GK KUNST Simon | M | 0 | 0 | 0 | 0 | | | | | 0 | 0 | 0 | 0 | 0 | | | | | | | | |
| Total | | 4 | 3 | 7 | 18 | 31 | 28 | 3 | 52.54 | 6 | 1 | 5 | 2 | 14 | | | | | | | | |

Legend:

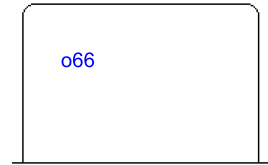
| | | | |
|-----------------------------------------------|----------------------------------------|---------------------------------|--------------------------|
| (G) Goals in tournament | +/- Plus/minus net | +A Alternate Captain | +C Captain |
| A Assists | AVG Average time on ice / shift | D Defender | EQ Equal strength |
| ET/Res Penalty end time/Result of game | F Forward | FO% % Face-offs won | FO+ Face-offs won |
| FO- Face-offs lost | FO+/- Face-offs net | G Goals | Gen Gender |
| GK Goalkeeper | M Male | MIP Minutes in play (GK) | No. Jersey number |
| OT Overtime | P Points | PIM Penalties in minutes | Pos. Position |
| PPG Power play goals | SHF Number of shifts | SHG Shorthanded goals | SOG Shots on goal |
| SVS Saves | TOT Total | TPP Time on power play | TS Total shots |



Shot Chart
Tabella azioni di tiro

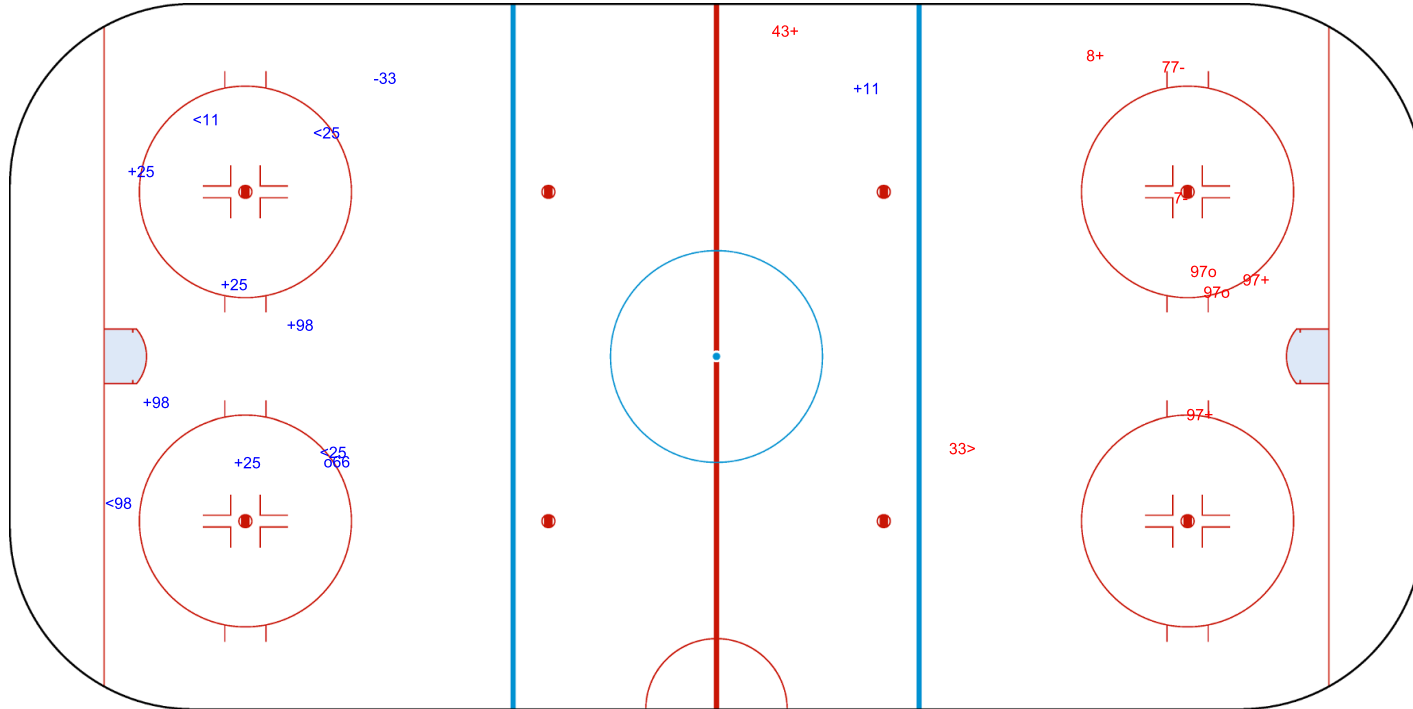
SVK - GER

Shots by SVK
Goal (o): 1
Block (<): 4
Save (+): 6
Miss (-): 1



GK 22 of GER

GER → 1st Period ← SVK



Shots by GER
Goal (o): 2
Block (>): 1
Save (+): 4
Miss (-): 2



GK 18 of SVK



Shots by GER

Goal (o): 0 Save (+): 1
Block (<): 0 Miss (-): 2



GK 18 of SVK



2nd Period

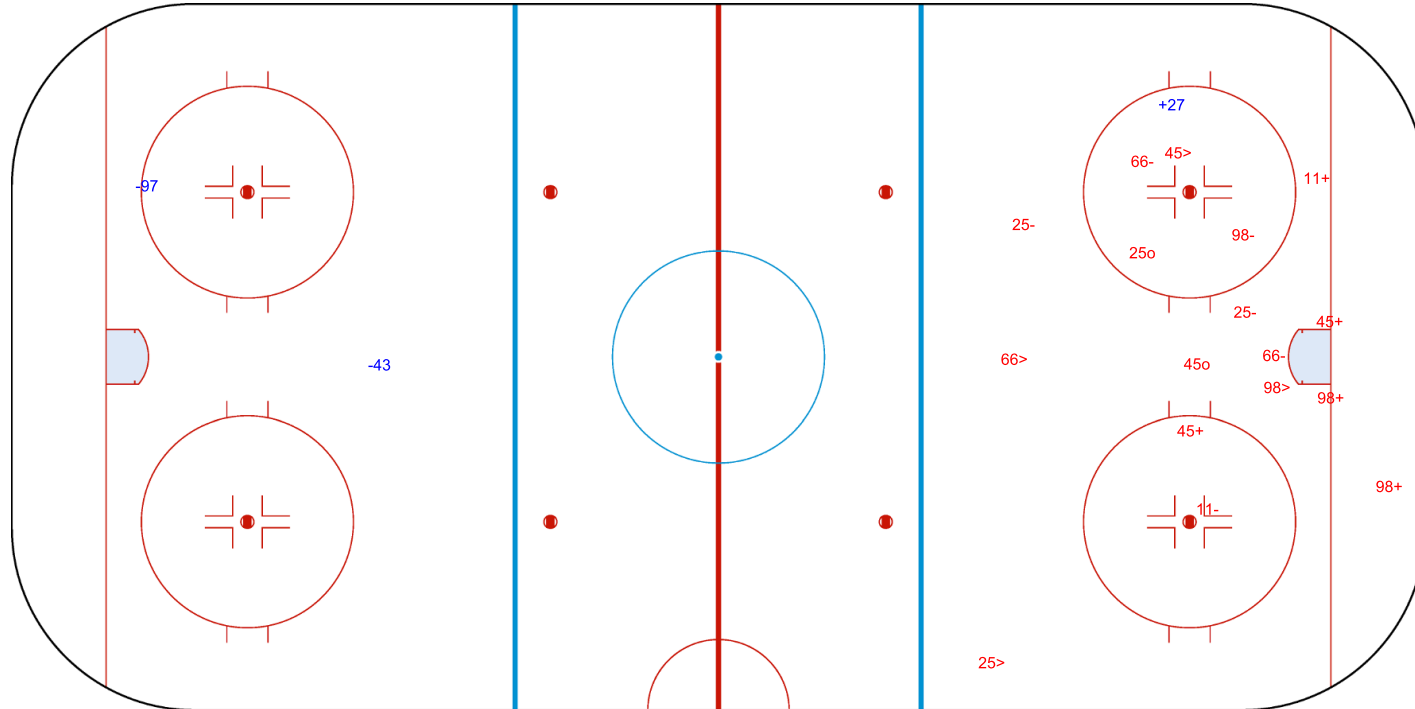


Shots by SVK

Goal (o): 2 Save (+): 5
Block (>): 4 Miss (-): 6



GK 22 of GER





Shots by SVK
Goal (o): 0
Block (<): 4
Save (+): 11
Miss (-): 2



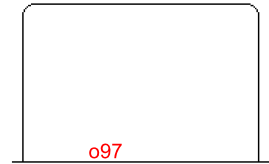
GK 22 of GER



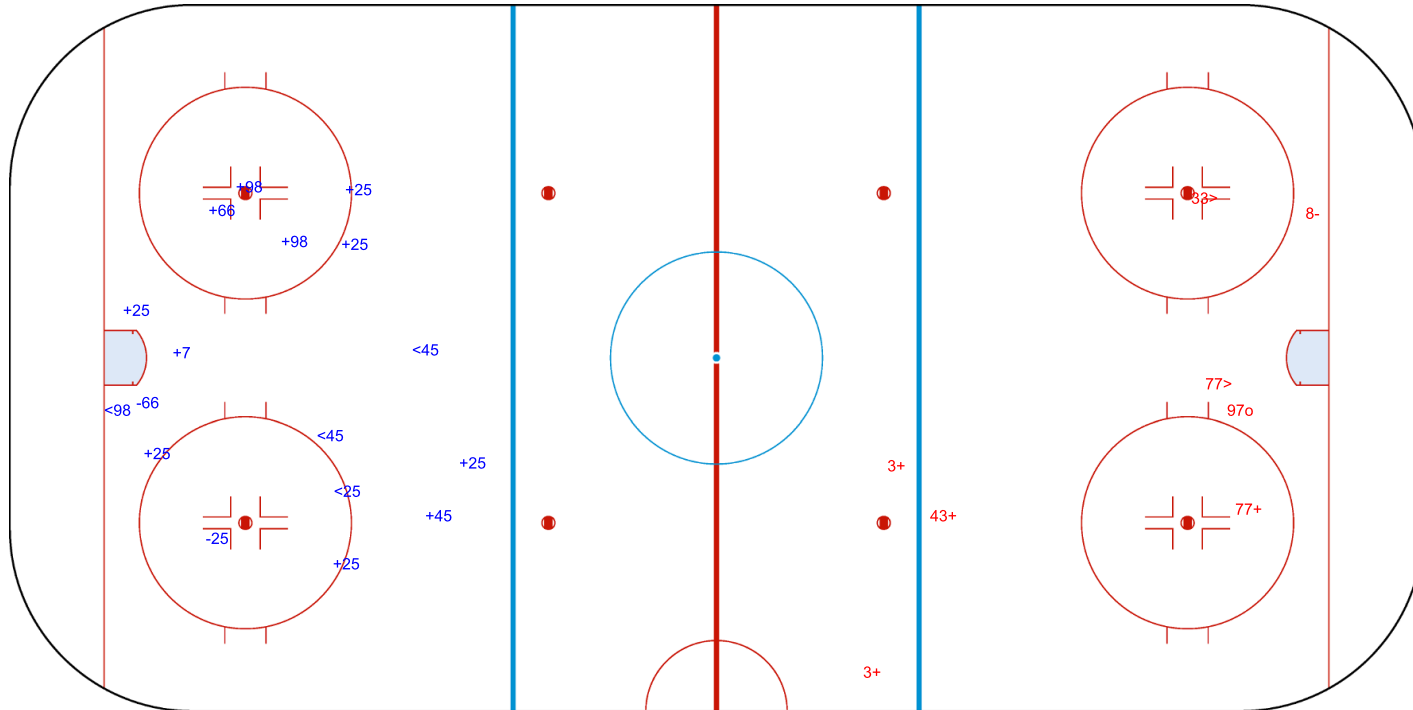
3rd Period



Shots by GER
Goal (o): 1
Block (>): 2
Save (+): 4
Miss (-): 1



GK 18 of SVK



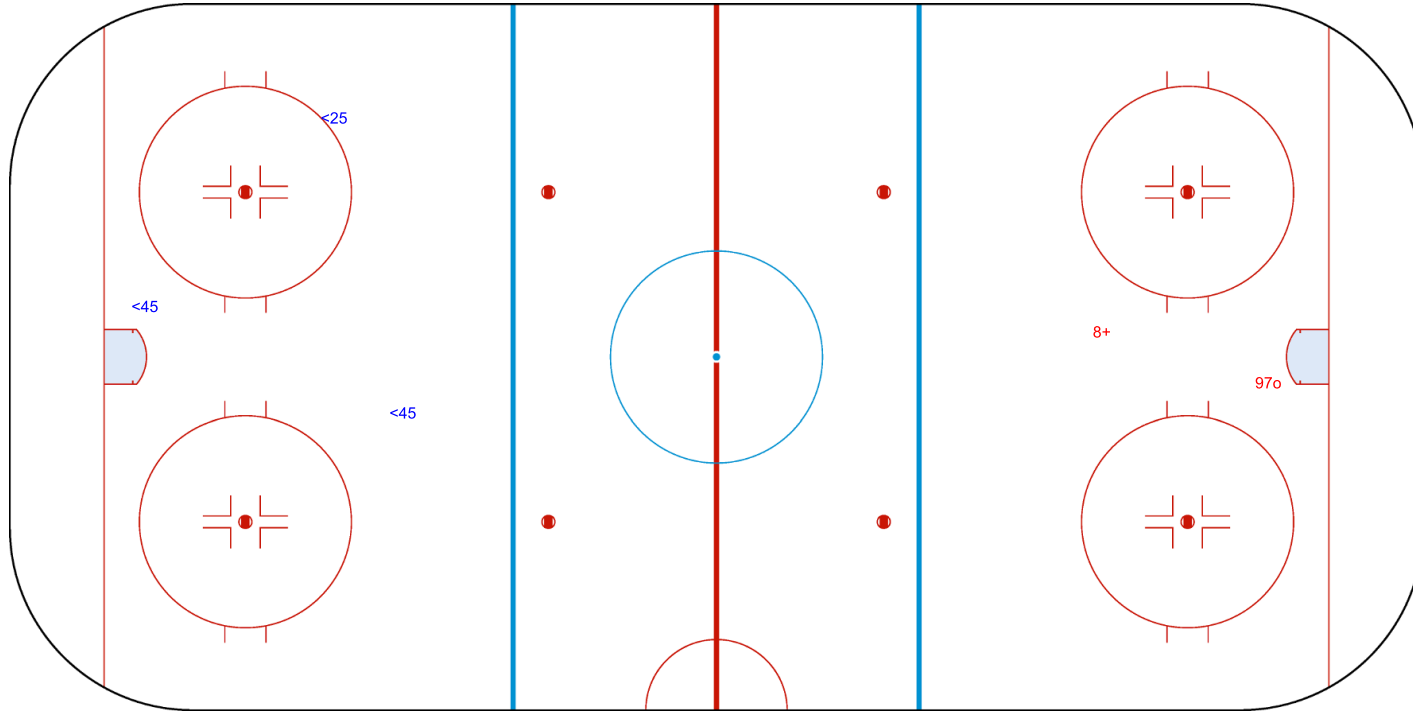


Shots by SVK
Goal (o): 0
Block (<): 3
Save (+): 0
Miss (-): 0



GK 22 of GER

GER → Overtime ← SVK



Shots by GER
Goal (o): 1
Block (>): 0
Save (+): 1
Miss (-): 0



GK 18 of SVK

Legend: GK Goalkeeper



Face-off Chart

Tabella ingaggi

SVK - GER

1st PERIOD

| | SVK | | GER | | SVK | | GER | | |
|---------------------|-----------|-----------|--------------|---------|-----------|-----------|-------------------------|----------|-------------------------|
| | Def. zone | Att. zone | Neutral zone | | Att. zone | Def. zone | | | |
| | + 25 | - 43 | - 25 | + 43 | + 11 | - 14 | | | Total wins all zones |
| | - 25 | + 43 | - 25 | + 14 | + 11 | - 14 | | | |
| | - 25 | + 14 | + 66 | - 43 | + 11 | - 3 | | | |
| | - 25 | + 3 | - 25 | + 14 | | | | | |
| | - 25 | + 43 | - 25 | + 43 | | | | | |
| | + 25 | - 3 | - 66 | + 14 | | | | | |
| | + 25 | - 14 | + 25 | - 43 | | | | | |
| | - 25 | + 43 | | | | | | | |
| Total wins / period | 3 / 38% | 5 / 62% | 2 / 29% | 5 / 71% | 3 / 100% | 0 / 0% | Total wins all zones | | |
| | | | | | | | SVK | GER | |
| | | | | | | | 8 / 44% | 10 / 56% | |

2nd PERIOD

| | SVK | | GER | | SVK | | GER | | |
|---------------------|-----------|-----------|--------------|---------|-----------|-----------|-------------------------|----------|-------------------------|
| | Def. zone | Att. zone | Neutral zone | | Att. zone | Def. zone | | | |
| | + 25 | - 43 | - 66 | + 43 | - 66 | + 14 | | | Total wins all zones |
| | - 25 | + 43 | + 25 | - 14 | - 66 | + 3 | | | |
| | - 25 | + 3 | + 66 | - 3 | - 11 | + 43 | | | |
| | - 11 | + 7 | - 11 | + 43 | + 66 | - 8 | | | |
| | | | - 11 | + 43 | - 11 | + 14 | | | |
| | | | + 11 | - 3 | + 11 | - 43 | | | |
| | | | - 11 | + 43 | + 66 | - 14 | | | |
| | | | - 25 | + 3 | - 7 | + 43 | | | |
| Total wins / period | 1 / 25% | 3 / 75% | 3 / 38% | 5 / 62% | 3 / 38% | 5 / 62% | Total wins all zones | | |
| | | | | | | | SVK | GER | |
| | | | | | | | 7 / 35% | 13 / 65% | |

3rd PERIOD

| | SVK | | GER | | SVK | | GER | | |
|---------------------|-----------|-----------|--------------|---------|-----------|-----------|-------------------------|---------|-------------------------|
| | Def. zone | Att. zone | Neutral zone | | Att. zone | Def. zone | | | |
| | - 25 | + 14 | - 11 | + 43 | + 11 | - 77 | | | Total wins all zones |
| | + 25 | - 77 | + 11 | - 3 | + 11 | - 3 | | | |
| | + 25 | - 77 | + 11 | - 43 | - 11 | + 43 | | | |
| | | | + 11 | - 43 | - 11 | + 43 | | | |
| | | | + 11 | - 3 | + 11 | - 8 | | | |
| | | | + 11 | - 43 | + 11 | - 43 | | | |
| | | | | | + 11 | - 43 | | | |
| | | | | | + 11 | - 43 | | | |
| Total wins / period | 2 / 67% | 1 / 33% | 5 / 83% | 1 / 17% | 5 / 71% | 2 / 29% | Total wins all zones | | |
| | | | | | | | SVK | GER | |
| | | | | | | | 12 / 75% | 4 / 25% | |



OVERTIME

| | SVK | | GER | | SVK | | GER | | Total wins all zones |
|---------------------|-----------|-----------|--------------|---------|-----------|-----------|-----|--|-------------------------|
| | Def. zone | Att. zone | Neutral zone | | Att. zone | Def. zone | | | |
| Total wins / period | | | + 66 | - 97 | - 11 | + 43 | | | SVK 1 / 20% |
| | | | - 66 | + 97 | - 11 | + 14 | | | |
| | | | - 98 | + 43 | | | | | |
| | | | 1 / 33% | 2 / 67% | 0 / 0% | 2 / 100% | | | |

TOTAL

| | SVK | | GER | | SVK | | GER | | Total wins all zones |
|-------------------|-----------|-----------|--------------|----------|-----------|-----------|-----|--|-------------------------|
| | Def. zone | Att. zone | Neutral zone | | Att. zone | Def. zone | | | |
| Total wins / game | | | 11 / 46% | 13 / 54% | 11 / 55% | 9 / 45% | | | SVK 28 / 47% |
| | | | 6 / 40% | 9 / 60% | | | | | |

HEAD TO HEAD

| | No. | GER | | | | | | Tot. | wins SVK | Dz | Nz | Az | |
|-----|-----------------|----------|-----------|---------|----------|-----------|---------|----------|-----------|-----------|----------|-----------|-----------|
| | | 3 | 7 | 8 | 14 | 43 | 77 | | | | | | 97 |
| SVK | 7 | | | | | 0 - 1 | | 1 | 0 0% | | | 0 0% | |
| | 11 | 5 - 0 | 0 - 1 | 1 - 0 | 2 - 2 | 6 - 8 | 1 - 0 | 26 | 15 58% | 0 0% | 6 60% | 9 60% | |
| | 25 | 1 - 3 | | | 2 - 4 | 3 - 6 | 2 - 0 | 21 | 8 38% | 6 43% | 2 29% | | |
| | 66 | 1 - 1 | | 1 - 0 | 1 - 2 | 1 - 1 | | 10 | 5 50% | | 3 50% | 2 50% | |
| | 98 | | | | | 0 - 1 | | 1 | 0 0% | | 0 0% | | |
| | Tot. | 11 | 1 | 2 | 13 | 27 | 3 | 2 | 59 | 28 47% | 6 40% | 11 46% | 11 55% |
| | wins GER | 4 36% | 1 100% | 0 0% | 8 62% | 17 63% | 0 0% | 1 50% | 31 53% | | | | |
| | Dz | 1 33% | | 0 0% | 3 50% | 5 63% | 0 0% | | 9 45% | | | | |
| | Nz | 1 20% | | | 3 75% | 8 62% | | 1 50% | 13 54% | | | | |
| | Az | 2 67% | 1 100% | | 2 67% | 4 67% | 0 0% | | 9 60% | | | | |

Legend:

Att. Attacking **Az** Attacking zone **Def.** Defending **Dz** Defending zone
No. Jersey number **Nz** Neutral zone **Tot.** Total face-offs played



Line-Ups

Formazioni

ITA - JPN

Referee

WEBINGER Kevin (CAN)

Goalkeepers

Team: ITA

| No. | Name | Gen |
|-----|--------------------|-----|
| 1 | STILLITANO Santino | M |
| 82 | KASSLATTER Julian | M |

Team Line-ups

Team: ITA (Blue)

| No. | Pos. | Name | Gen |
|-----|------|------------------------|-----|
| 2 | D | ENDERLE Alex | M |
| 15 | D | LANDEROS Nikko | M |
| 3 | F | ROSA Gianluigi +C | M |
| 11 | F | LARCH Nils | M |
| 62 | F | DEPAOLI Christoph +A | M |
| 18 | D | MACRI Andrea +A | M |
| 26 | D | ANTOCHI Eusebiu | M |
| 9 | F | KALEGARIS Sandro | M |
| 10 | F | KAFMANN Stephan | M |
| 27 | F | ANDREONI Alessandro | M |
| 4 | F | REMOTTI MARNINI Matteo | M |
| 8 | F | RADICE Roberto | M |
| 25 | F | TORELLA Francesco | M |

Head Coach: BIANCHI Mirko

NOT DRESSED:

| | | | |
|----|---|---------------------|---|
| 6 | D | CAVALIERE Gian Luca | M |
| 74 | D | ARAUDO Gabriele | M |

Linespersons

BLAZEK Pavel (CZE), NIITTYLA Lari (FIN)

Team: JPN

| No. | Name | Gen |
|-----|--------------|-----|
| 38 | OKABE Manabu | M |
| 45 | HORIE Wataru | M |

Team: JPN (White)

| No. | Pos. | Name | Gen |
|-----|------|---------------------|-----|
| 8 | D | ISHIKAWA Yudai +A | M |
| 24 | D | SUDO Satoru | M |
| 5 | F | NIITSU Kazuyoshi +A | M |
| 10 | F | ITO Itsuki | M |
| 23 | F | UKAI Shosei | M |
| 7 | D | MATSUSHITA Masahiro | M |
| 13 | F | YOSHIKAWA Mamoru | M |
| 17 | F | MORISAKI Amu | M |
| 95 | F | KAWAHARA Yusei | M |
| 96 | F | KUMAGAI Masaharu +C | M |
| 3 | D | FUKUNISHI Akari | F |
| 11 | D | NASU Norihiko | M |
| 40 | D | SHIOYA Yoshihiro | M |
| 25 | F | MISAWA Eiji | M |

Head Coach: NAKAKITA Kojin

NOT DRESSED:

| | | | |
|----|---|-------------------|---|
| 1 | F | KANEKO Mikio | M |
| 58 | F | NAKAMURA Shunsuke | M |

Legend:

| | | | | | | | |
|------------|-------------------|-----------|---------|------------|---------------|-------------|------------------|
| +A | Alternate Captain | +C | Captain | D | Defender | F | Female / Forward |
| Gen | Gender | M | Male | No. | Jersey number | Pos. | Position |



Graphical Line-ups

Schema grafico formazioni

ITA - JPN

Referee

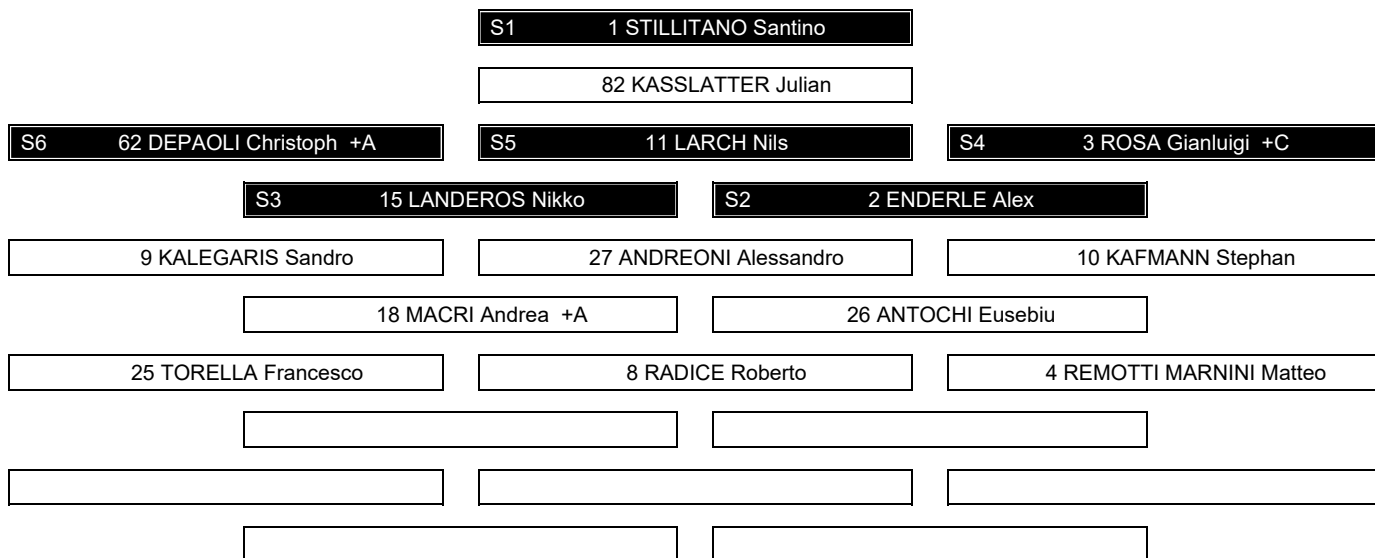
WEBINGER Kevin (CAN)

Linespersons

BLAZEK Pavel (CZE), NIITTYLA Lari (FIN)

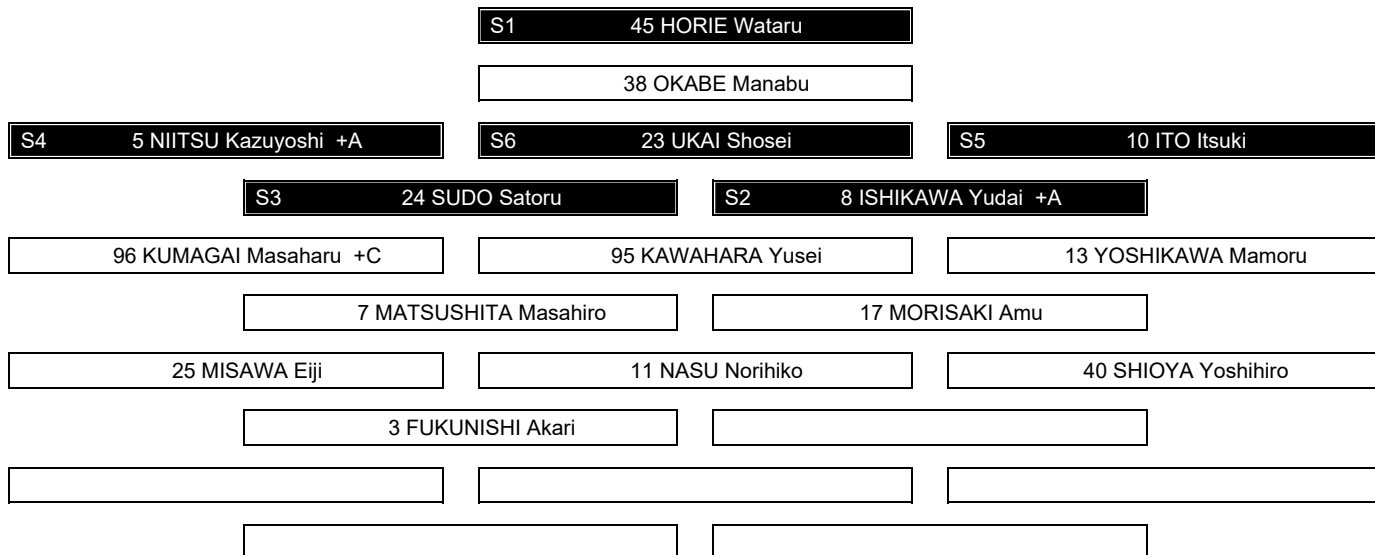
Team: ITA - Italy (Blue)

Head Coach: BIANCHI Mirko



Team: JPN - Japan (White)

Head Coach: NAKAKITA Kojin



Legend:

+A Alternate Captain

+C Captain

Sn

Starting position



Game Summary

Tabella riassuntiva partita

ITA - JPN 5 - 0 (1 - 0 , 3 - 0 , 1 - 0)

| Spectators | Referee | Linespersons |
|------------|----------------------|-----------------------------------------|
| 3634 | WEBINGER Kevin (CAN) | BLAZEK Pavel (CZE) , NIITYLA Lari (FIN) |

Team Statistics

| Period | Score | SVS | SOG | PIM | TPP | PPG | SHG |
|--------------|--------------|----------------|----------------|---------------|--------------------|--------------|--------------|
| 1 | 1 : 0 | 3 : 7 | 8 : 3 | 0 : 2 | 0:13 : 0:00 | 1 : 0 | 0 : 0 |
| 2 | 3 : 0 | 4 : 9 | 12 : 4 | 4 : 4 | 2:52 : 2:52 | 0 : 0 | 0 : 0 |
| 3 | 1 : 0 | 6 : 8 | 9 : 6 | 2 : 4 | 3:29 : 2:00 | 0 : 0 | 0 : 0 |
| Total | 5 : 0 | 13 : 24 | 29 : 13 | 6 : 10 | 6:34 : 4:52 | 1 : 0 | 0 : 0 |

1st Period

| Action | Time | ET/Res | Team | Type | No. | Name | (G) | Name of Assistant(s) / Action Description |
|-------------|--------------|--------------|------------|------------|-----------|-------------------|-----|----------------------------------------------------------------------|
| GK | 00:00 | | JPN | | 45 | HORIE W | | - Goalkeeper in |
| GK | 00:00 | | ITA | | 1 | STILLITANO S | | - Goalkeeper in |
| Penalty | 06:19 | 06:32 | JPN | 2 min. | 7 | MATSUSHITA M | | - Teeing |
| Goal | 06:32 | 1 : 0 | ITA | PP1 | 15 | LANDEROS N | (3) | 11 LARCH N On Ice ITA 1 3 9 11 15 62 3 ROSA G JPN 45 8 10 23 24 * |

2nd Period

| Action | Time | ET/Res | Team | Type | No. | Name | (G) | Name of Assistant(s) / Action Description |
|-------------|--------------|--------------|------------|-----------|-----------|--------------------|-----|--------------------------------------------------------------------|
| Penalty | 16:00 | 18:00 | JPN | 2 min. | 5 | NIITSU K | | - Teeing |
| Penalty | 18:23 | 20:23 | ITA | 2 min. | 3 | ROSA G | | - Teeing |
| Penalty | 19:15 | 21:15 | JPN | 2 min. | 10 | ITO I | | - Roughing |
| Goal | 19:37 | 2 : 0 | ITA | EQ | 15 | LANDEROS N | (4) | 18 MACRI A On Ice ITA 1 11 15 18 62 11 LARCH N JPN 45 5 8 23 24 |
| Penalty | 22:11 | 24:11 | ITA | 2 min. | 3 | ROSA G | | - Teeing |
| Goal | 26:28 | 3 : 0 | ITA | EQ | 8 | RADICE R | (1) | 3 ROSA G On Ice ITA 1 2 3 8 15 25 JPN 45 5 8 10 23 24 |
| Goal | 28:01 | 4 : 0 | ITA | EQ | 9 | KALEGARIS S | (1) | 62 DEPAOLI C On Ice ITA 1 2 9 11 15 62 JPN 45 7 10 17 23 96 |

3rd Period

| Action | Time | ET/Res | Team | Type | No. | Name | (G) | Name of Assistant(s) / Action Description |
|-------------|--------------|--------------|------------|-----------|-----------|-------------------|-----|----------------------------------------------------------------|
| Penalty | 34:07 | 36:07 | JPN | 2 min. | 8 | ISHIKAWA Y | | - Closing hand on puck |
| Penalty | 35:36 | 37:36 | JPN | 2 min. | 96 | KUMAGAI M | | - Delaying the Game |
| Penalty | 39:19 | 41:19 | ITA | 2 min. | 4 | REMOTTI MARNINI M | | - Teeing |
| Goal | 44:33 | 5 : 0 | ITA | EQ | 15 | LANDEROS N | (5) | 25 TORELLA F On Ice ITA 1 4 8 15 25 26 JPN 45 3 10 17 23 24 |
| GK | 45:00 | | ITA | | | | | 1 STILLITANO S - Goalkeeper out |
| GK | 45:00 | | JPN | | | | | 45 HORIE W - Goalkeeper out |

Goalkeeper Records

Team : ITA - Italy

| No. | Name | SOG | SVS | MIP |
|-----|--------------------|-----|-----|-------|
| 1 | STILLITANO Santino | 13 | 13 | 45:00 |
| 82 | KASSLATTER Julian | | | |

Team : JPN - Japan

| No. | Name | SOG | SVS | MIP |
|-----|--------------|-----|-----|-------|
| 45 | HORIE Wataru | 29 | 24 | 45:00 |
| 38 | OKABE Manabu | | | |

Game Statistics

Team : ITA (Blue)

Head Coach : BIANCHI Mirko

| No. | Pos. | Name | Gen | G | A | P | PIM | FO+ | FO- | FO+/- | FO% | Shots on Goal | | | | | Time on Ice | | | | | |
|-----|------|----------------------|-----|---|---|---|-----|-----|-----|-------|-------|---------------|---|---|------|-----|-------------|-------|-------|-------|-----|------|
| | | | | | | | | | | | | 1 | 2 | 3 | OTTS | +/- | 1 | 2 | 3 | OT | TOT | SHF |
| 2 | D | ENDERLE Alex | M | 0 | 0 | 0 | 0 | 0 | 0 | 0 | 0.00 | 0 | 0 | 2 | 2 | +2 | 6:45 | 5:35 | 3:10 | 15:30 | 11 | 1:24 |
| 3 | F | ROSA Gianluigi +C | M | 0 | 2 | 2 | 4 | 2 | 2 | 0 | 50.00 | 2 | 2 | 1 | 5 | +1 | 9:20 | 9:28 | 5:23 | 24:11 | 11 | 2:11 |
| 11 | F | LARCH Nils | M | 0 | 2 | 2 | 0 | 13 | 3 | 10 | 81.25 | 1 | 0 | 0 | 1 | +2 | 9:52 | 7:52 | 7:45 | 25:29 | 10 | 2:32 |
| 15 | D | LANDEROS Nikko | M | 3 | 0 | 3 | 0 | 1 | 3 | -2 | 25.00 | 2 | 4 | 3 | 9 | +4 | 13:44 | 15:00 | 11:50 | 40:34 | 7 | 5:47 |
| 62 | F | DEPAOLI Christoph +A | M | 0 | 1 | 1 | 0 | 0 | 0 | 0 | 0.00 | 0 | 1 | 0 | 1 | +2 | 10:34 | 8:31 | 8:09 | 27:14 | 11 | 2:28 |



| Head Coach : BIANCHI Mirko | | | | | | | | | | | Shots on Goal | | | | Time on Ice | | | | | | | | | |
|----------------------------|------|------------------------|-----|----------|----------|-----------|----------|-----------|-----------|-----------|---------------|----------|-----------|----------|-------------|----|-----|------|------|------|----|-------|-----|------|
| No. | Pos. | Name | Gen | G | A | P | PIM | FO+ | FO- | FO+/- | FO% | 1 | 2 | 3 | OT | TS | +/- | 1 | 2 | 3 | OT | TOT | SHF | AVG |
| 9 | F | KALEGARIS Sandro | M | 1 | 0 | 1 | 0 | 2 | 4 | -2 | 33.33 | 1 | 1 | 1 | 3 | 3 | +1 | 6:39 | 7:35 | 6:12 | | 20:26 | 11 | 1:51 |
| 10 | F | KAFMANN Stephan | M | 0 | 0 | 0 | 0 | 0 | 0 | 0 | 0.00 | 1 | 2 | 0 | 3 | 3 | 0 | 3:23 | 5:23 | 3:34 | | 12:20 | 10 | 1:14 |
| 18 | D | MACRI Andrea +A | M | 0 | 1 | 1 | 0 | 0 | 0 | 0 | 0.00 | 0 | 0 | 1 | 1 | 1 | +1 | 5:32 | 5:06 | 3:26 | | 14:04 | 11 | 1:16 |
| 26 | D | ANTOCHI Eusebiu | M | 0 | 0 | 0 | 0 | 0 | 0 | 0 | 0.00 | 0 | 0 | 1 | 1 | 1 | +1 | 3:38 | 1:56 | 7:31 | | 13:05 | 9 | 1:27 |
| 27 | F | ANDREONI Alessandro | M | 0 | 0 | 0 | 0 | 5 | 2 | 3 | 71.43 | 1 | 1 | 0 | 2 | 2 | 0 | 2:43 | 2:19 | 3:39 | | 8:41 | 7 | 1:14 |
| 4 | F | REMOTTI MARNINI Matteo | M | 0 | 0 | 0 | 2 | 0 | 0 | 0 | 0.00 | 0 | 0 | 0 | 0 | 0 | +1 | 1:38 | 0:44 | 5:05 | | 7:27 | 7 | 1:03 |
| 8 | F | RADICE Roberto | M | 1 | 0 | 1 | 0 | 3 | 2 | 1 | 60.00 | 0 | 1 | 0 | 1 | 1 | +2 | 1:12 | 0:46 | 3:38 | | 5:36 | 5 | 1:07 |
| 25 | F | TORELLA Francesco | M | 0 | 1 | 1 | 0 | 0 | 0 | 0 | 0.00 | 0 | 0 | 0 | 0 | 0 | +2 | 0:00 | 0:46 | 3:38 | | 4:24 | 3 | 1:28 |
| 1 | GK | STILLITANO Santino | M | 0 | 0 | 0 | 0 | | | | | 0 | 0 | 0 | 0 | 0 | | | | | | | | |
| 82 | GK | KASSLATTER Julian | M | 0 | 0 | 0 | 0 | | | | | 0 | 0 | 0 | 0 | 0 | | | | | | | | |
| Total | | | | 5 | 7 | 12 | 6 | 26 | 16 | 10 | 61.90 | 8 | 12 | 9 | 29 | | | | | | | | | |

Team : JPN (White)

| Head Coach : NAKAKITA Kojin | | | | | | | | | | | Shots on Goal | | | | Time on Ice | | | | | | | | | |
|-----------------------------|------|---------------------|-----|----------|----------|----------|-----------|-----------|-----------|------------|---------------|----------|----------|----------|-------------|----|-----|-------|-------|-------|----|-------|-----|------|
| No. | Pos. | Name | Gen | G | A | P | PIM | FO+ | FO- | FO+/- | FO% | 1 | 2 | 3 | OT | TS | +/- | 1 | 2 | 3 | OT | TOT | SHF | AVG |
| 5 | F | NIITSU Kazuyoshi +A | M | 0 | 0 | 0 | 2 | 0 | 1 | -1 | 0.00 | 0 | 0 | 0 | 0 | 0 | -2 | 7:02 | 6:45 | 2:25 | | 16:12 | 15 | 1:04 |
| 8 | D | ISHIKAWA Yudai +A | M | 0 | 0 | 0 | 2 | 0 | 0 | 0 | 0.00 | 0 | 2 | 1 | 3 | 3 | -2 | 7:47 | 6:32 | 8:27 | | 22:46 | 16 | 1:25 |
| 10 | F | ITO Itsuki | M | 0 | 0 | 0 | 2 | 0 | 0 | 0 | 0.00 | 0 | 0 | 2 | 2 | 2 | -3 | 12:32 | 12:15 | 11:47 | | 36:34 | 10 | 3:39 |
| 23 | F | UKAI Shosei | M | 0 | 0 | 0 | 0 | 13 | 17 | -4 | 43.33 | 0 | 1 | 1 | 2 | 2 | -4 | 11:46 | 11:09 | 11:18 | | 34:13 | 15 | 2:16 |
| 24 | D | SUDO Satoru | M | 0 | 0 | 0 | 0 | 0 | 0 | 0 | 0.00 | 0 | 1 | 0 | 1 | 1 | -3 | 8:41 | 6:32 | 10:50 | | 26:03 | 15 | 1:44 |
| 7 | D | MATSUSHITA Masahiro | M | 0 | 0 | 0 | 2 | 0 | 0 | 0 | 0.00 | 0 | 0 | 1 | 1 | 1 | -1 | 6:13 | 8:28 | 7:46 | | 22:27 | 16 | 1:24 |
| 13 | F | YOSHIKAWA Mamoru | M | 0 | 0 | 0 | 0 | 0 | 1 | -1 | 0.00 | 0 | 0 | 0 | 0 | 0 | 0 | 0:00 | 0:00 | 1:33 | | 1:33 | 1 | 1:33 |
| 17 | F | MORISAKI Amu | M | 0 | 0 | 0 | 0 | 0 | 0 | 0 | 0.00 | 0 | 0 | 0 | 0 | 0 | -2 | 7:18 | 8:28 | 5:41 | | 21:27 | 17 | 1:15 |
| 95 | F | KAWAHARA Yusei | M | 0 | 0 | 0 | 0 | 3 | 4 | -1 | 42.86 | 1 | 0 | 0 | 1 | 1 | 0 | 2:34 | 1:29 | 1:30 | | 5:33 | 9 | 0:37 |
| 96 | F | KUMAGAI Masaharu +C | M | 0 | 0 | 0 | 2 | 0 | 3 | -3 | 0.00 | 2 | 0 | 1 | 3 | 3 | -1 | 9:12 | 7:53 | 4:52 | | 21:57 | 14 | 1:34 |
| 3 | D | FUKUNISHI Akari | F | 0 | 0 | 0 | 0 | 0 | 0 | 0 | 0.00 | 0 | 0 | 0 | 0 | 0 | -1 | 0:00 | 0:00 | 1:55 | | 1:55 | 1 | 1:55 |
| 11 | D | NASU Norihiko | M | 0 | 0 | 0 | 0 | 0 | 0 | 0 | 0.00 | 0 | 0 | 0 | 0 | 0 | 0 | 0:00 | 0:00 | 1:33 | | 1:33 | 1 | 1:33 |
| 25 | F | MISAWA Eiji | M | 0 | 0 | 0 | 0 | 0 | 0 | 0 | 0.00 | 0 | 0 | 0 | 0 | 0 | 0 | 1:41 | 1:29 | 0:57 | | 4:07 | 5 | 0:49 |
| 40 | D | SHIOYA Yoshihiro | M | 0 | 0 | 0 | 0 | 0 | 0 | 0 | 0.00 | 0 | 0 | 0 | 0 | 0 | 0 | 0:00 | 0:00 | 0:26 | | 0:26 | 1 | 0:26 |
| 38 | GK | OKABE Manabu | M | 0 | 0 | 0 | 0 | | | | | 0 | 0 | 0 | 0 | 0 | | | | | | | | |
| 45 | GK | HORIE Wataru | M | 0 | 0 | 0 | 0 | | | | | 0 | 0 | 0 | 0 | 0 | | | | | | | | |
| Total | | | | 0 | 0 | 0 | 10 | 16 | 26 | -10 | 38.10 | 3 | 4 | 6 | 13 | | | | | | | | | |

Legend:

| | | | |
|--------------------------------|-----------------------------------------------|----------------------------------------|---------------------------------|
| (G) Goals in tournament | * Does not count for Plus/minus | +/- Plus/minus net | +A Alternate Captain |
| +C Captain | A Assists | AVG Average time on ice / shift | D Defender |
| EQ Equal strength | ET/Res Penalty end time/Result of game | F Female / Forward | FO% % Face-offs won |
| FO+ Face-offs won | FO- Face-offs lost | FO+/- Face-offs net | G Goals |
| Gen Gender | GK Goalkeeper | M Male | MIP Minutes in play (GK) |
| No. Jersey number | OT Overtime | P Points | PIM Penalties in minutes |
| Pos. Position | PP1 Power play - 1 player | PPG Power play goals | SHF Number of shifts |
| SHG Shorthanded goals | SOG Shots on goal | SVS Saves | TOT Total |
| TPP Time on power play | TS Total shots | | |



Shot Chart
Tabella azioni di tiro

ITA - JPN

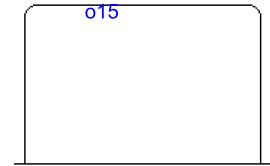


1st Period


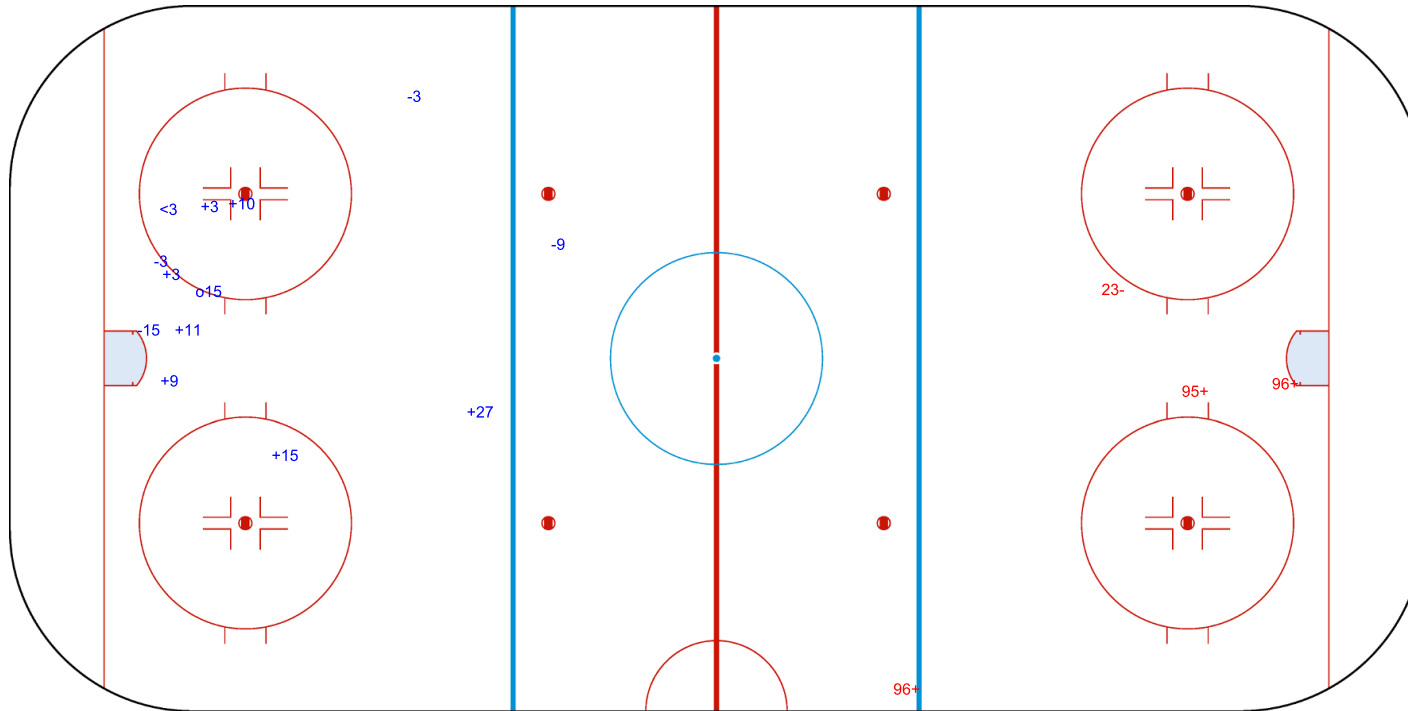


Shots by ITA
Goal (o): 1 Save (+): 7
Block (<): 1 Miss (-): 4

Shots by JPN
Goal (o): 0 Save (+): 3
Block (>): 0 Miss (-): 1



GK 45 of JPN



GK 1 of ITA



Shots by JPN

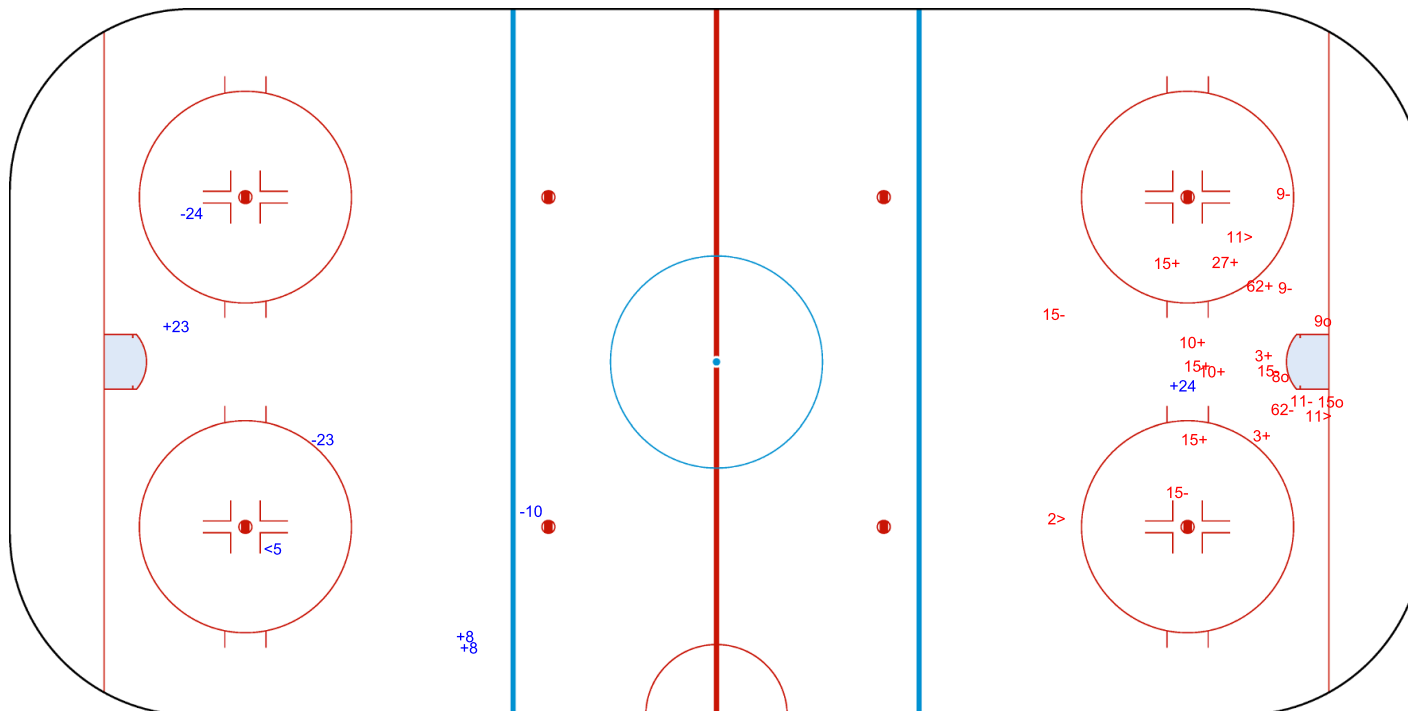
Goal (o): 0 Save (+): 4
Block (<): 1 Miss (-): 3



GK 1 of ITA

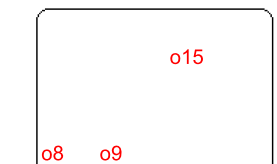


2nd Period



Shots by ITA

Goal (o): 3 Save (+): 9
Block (>): 3 Miss (-): 7



GK 45 of JPN




Shots by ITA

Goal (o): 1

Save (+): 8

Block (<): 1

Miss (-): 5



GK 45 of JPN



3rd Period



Shots by JPN

Goal (o): 0

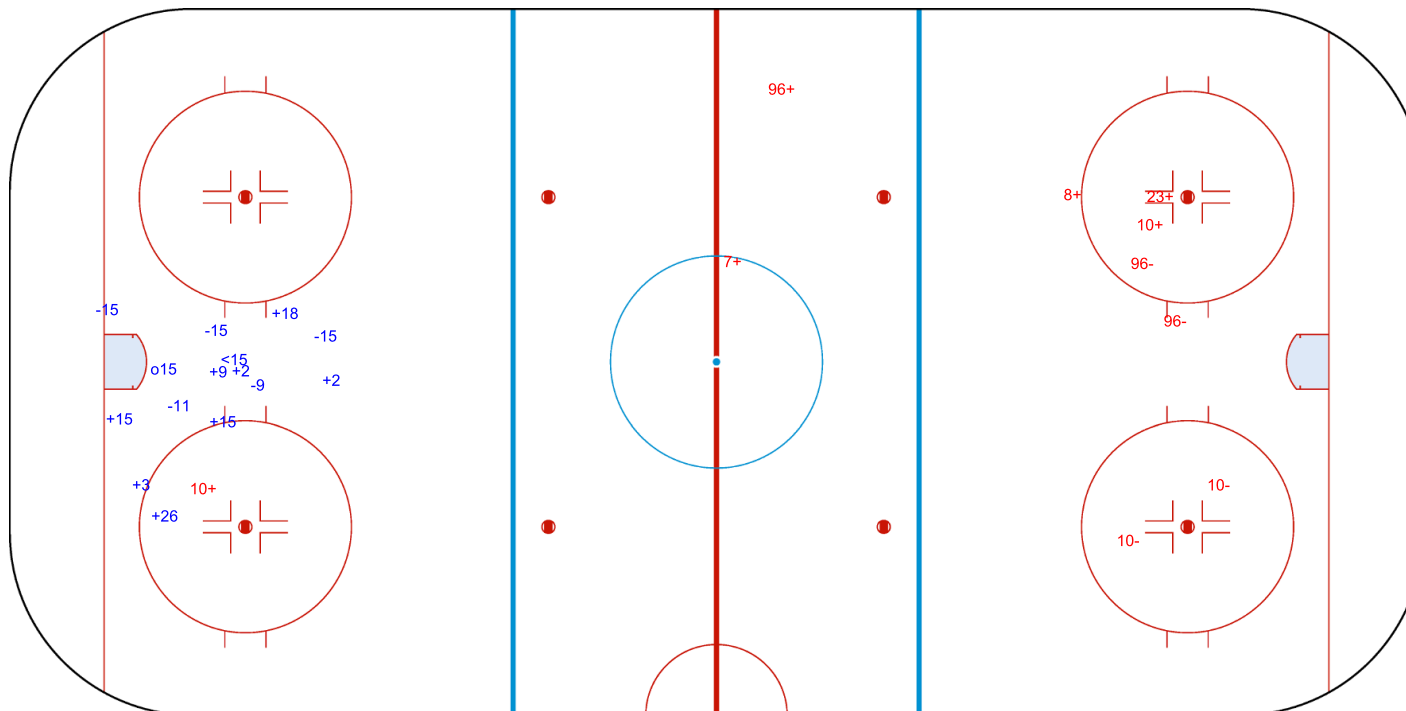
Save (+): 6

Block (>): 0

Miss (-): 4



GK 1 of ITA



Legend:

GK

Goalkeeper



Face-off Chart

Tabella ingaggi

ITA - JPN

1st PERIOD

| | ITA | | JPN | | ITA | | JPN | | Total wins all zones | |
|---------------------|-----------|-----------|--------------|--------------|-----------|-----------|-----------|-----------|----------------------|---------|
| | Def. zone | Att. zone | Neutral zone | Neutral zone | Att. zone | Def. zone | Att. zone | Def. zone | ITA | JPN |
| | + 11 | - 23 | + 11 | - 23 | + 11 | - 23 | + 11 | - 23 | 7 / 64% | 4 / 36% |
| | - 9 | + 23 | + 8 | - 96 | - 9 | + 23 | - 9 | + 23 | | |
| | | | - 11 | + 95 | + 11 | - 23 | + 11 | - 23 | | |
| | | | + 3 | - 23 | + 11 | - 23 | + 11 | - 23 | | |
| Total wins / period | 1 / 50% | 1 / 50% | 3 / 60% | 2 / 40% | 3 / 75% | 1 / 25% | | | | |

2nd PERIOD

| | ITA | | JPN | | ITA | | JPN | | Total wins all zones | |
|---------------------|-----------|-----------|--------------|--------------|-----------|-----------|-----------|-----------|----------------------|---------|
| | Def. zone | Att. zone | Neutral zone | Neutral zone | Att. zone | Def. zone | Att. zone | Def. zone | ITA | JPN |
| | - 15 | + 23 | + 11 | - 23 | + 11 | - 23 | + 11 | - 23 | 10 / 59% | 7 / 41% |
| | + 15 | - 23 | - 11 | + 23 | - 11 | + 23 | - 11 | + 23 | | |
| | - 15 | + 23 | + 11 | - 95 | + 11 | - 96 | + 11 | - 23 | | |
| | | | + 9 | - 23 | + 11 | - 23 | + 11 | - 23 | | |
| | | | - 27 | + 95 | + 3 | - 23 | + 3 | - 23 | | |
| | | | + 27 | - 95 | - 3 | + 23 | - 3 | + 23 | | |
| Total wins / period | 1 / 33% | 2 / 67% | 4 / 57% | 3 / 43% | 5 / 71% | 2 / 29% | | | | |

3rd PERIOD

| | ITA | | JPN | | ITA | | JPN | | Total wins all zones | |
|---------------------|-----------|-----------|--------------|--------------|-----------|-----------|-----------|-----------|----------------------|---------|
| | Def. zone | Att. zone | Neutral zone | Neutral zone | Att. zone | Def. zone | Att. zone | Def. zone | ITA | JPN |
| | - 8 | + 95 | + 11 | - 23 | + 27 | - 95 | + 27 | - 95 | 9 / 64% | 5 / 36% |
| | + 27 | - 5 | + 8 | - 95 | + 8 | - 23 | + 8 | - 23 | | |
| | + 11 | - 23 | | | + 9 | - 96 | + 9 | - 96 | | |
| | - 15 | + 23 | | | - 9 | + 23 | - 9 | + 23 | | |
| | - 8 | + 23 | | | - 9 | + 23 | + 11 | - 23 | | |
| | | | | | + 27 | - 13 | + 27 | - 13 | | |
| Total wins / period | 2 / 40% | 3 / 60% | 2 / 100% | 0 / 0% | 5 / 71% | 2 / 29% | | | | |

TOTAL

| | ITA | | JPN | | ITA | | JPN | | Total wins all zones | |
|-------------------|-----------|-----------|--------------|--------------|-----------|-----------|-----------|-----------|----------------------|----------|
| | Def. zone | Att. zone | Neutral zone | Neutral zone | Att. zone | Def. zone | Att. zone | Def. zone | ITA | JPN |
| Total wins / game | 4 / 40% | 6 / 60% | 9 / 64% | 5 / 36% | 13 / 72% | 5 / 28% | | | 26 / 62% | 16 / 38% |



HEAD TO HEAD

| | | JPN | | | | | | | | | |
|-----|-----------------|---------|---------|-----------|-----------|---------|-----------|-----------|-----------|-----------|-----------|
| | No. | 5 | 13 | 23 | 95 | 96 | Tot. | wins ITA | Dz | Nz | Az |
| ITA | 3 | | | 2 - 2 | | | 4 | 2 50% | | 1 50% | 1 50% |
| | 8 | | | 1 - 1 | 1 - 1 | 1 - 0 | 5 | 3 60% | 0 0% | 2 100% | 1 100% |
| | 9 | | | 1 - 4 | | 1 - 0 | 6 | 2 33% | 0 0% | 1 100% | 1 25% |
| | 11 | | | 11 - 2 | 1 - 1 | 1 - 0 | 16 | 13 81% | 2 100% | 4 67% | 7 88% |
| | 15 | | | 1 - 3 | | | 4 | 1 25% | 1 25% | | |
| | 27 | 1 - 0 | 1 - 0 | 1 - 1 | 2 - 1 | | 7 | 5 71% | 1 100% | 1 33% | 3 100% |
| | Tot. | 1 | 1 | 30 | 7 | 3 | 42 | 26 62% | 4 40% | 9 64% | 13 72% |
| | wins JPN | 0 0% | 0 0% | 13 43% | 3 43% | 0 0% | 16 38% | | | | |
| | Dz | | 0 0% | 5 36% | 0 0% | 0 0% | 5 28% | | | | |
| | Nz | | | 3 38% | 2 40% | 0 0% | 5 36% | | | | |
| | Az | 0 0% | | 5 63% | 1 100% | | 6 60% | | | | |

Legend:

| | | | | | | | |
|-------------|---------------|-----------|----------------|-------------|------------------------|-----------|----------------|
| Att. | Attacking | Az | Attacking zone | Def. | Defending | Dz | Defending zone |
| No. | Jersey number | Nz | Neutral zone | Tot. | Total face-offs played | | |



Line-Ups

Formazioni

USA - CZE

Referee

FERGENBAUM Matthew (CAN)

Goalkeepers

Team: USA

| No. | Name | Gen |
|-----|-----------------|-----|
| 29 | LAMARRE Griffin | M |
| 32 | LEE Jen | M |

Team Line-ups

Team: USA (Blue)

| No. | Pos. | Name | Gen |
|-----|------|------------------|-----|
| 22 | D | GROVE Noah | M |
| 27 | D | PAULS Josh +C | M |
| 4 | F | ROYBAL Brody | M |
| 10 | F | BOLTON Brett | M |
| 16 | F | FARMER Declan +A | M |
| 8 | D | WALLACE Jack | M |
| 23 | D | CUNNINGHAM Liam | M |
| 9 | F | DODSON Travis +A | M |
| 24 | F | MISIEWICZ Joshua | M |
| 37 | F | EUSTACE David | M |
| 7 | F | BEASLEY Kayden | M |
| 18 | F | NICHOLS Evan | M |
| 19 | F | JONES Malik | M |

Head Coach: HOFF David

NOT DRESSED:

| | | | |
|----|---|--------------|---|
| 11 | D | UTHKE Landon | M |
| 88 | F | McKEE Kevin | M |

Linespersons

DAUPHINEE Dylan (CAN), LUNDEN Andreas (SWE)

Team: CZE

| No. | Name | Gen |
|-----|-----------------|-----|
| 1 | KUDELA Martin | M |
| 92 | SEDLACEK Patrik | M |

Team: CZE (White)

| No. | Pos. | Name | Gen |
|-----|------|---------------------|-----|
| 15 | D | ZELINKA Radek +C | M |
| 67 | D | DOLEZAL Pavel | M |
| 12 | F | ZIZLAVSKY Martin +A | M |
| 33 | F | HECKO Vaclav +A | M |
| 55 | F | VESELY Filip | M |
| 29 | D | KUBES Pavel | M |
| 80 | D | KAPKO Lukas | M |
| 19 | F | OHAR Alex | M |
| 74 | F | GEIER Michal | M |
| 82 | F | HABL Zdenek | M |
| 27 | D | VRUBEL David | M |
| 17 | F | PATEK Theodor | M |
| 47 | F | ONDRAK David | M |

Head Coach: NOVOTNY Jakub

NOT DRESSED:

| | | | |
|---|---|------------|---|
| 2 | D | BOCEK Petr | M |
|---|---|------------|---|

Legend:

| | | | | | | | |
|------------|-------------------|-----------|---------|------------|---------------|-------------|----------|
| +A | Alternate Captain | +C | Captain | D | Defender | F | Forward |
| Gen | Gender | M | Male | No. | Jersey number | Pos. | Position |



Graphical Line-ups

Schema grafico formazioni

USA - CZE

Referee

FERGENBAUM Matthew (CAN)

Linespersons

DAUPHINEE Dylan (CAN), LUNDEN Andreas (SWE)

Team: USA - United States of America (Blue)

Head Coach: HOFF David

| | | |
|-----------------------|------------------------|---------------------|
| S1 29 LAMARRE Griffin | | |
| 32 LEE Jen | | |
| S5 10 BOLTON Brett | S6 16 FARMER Declan +A | S4 4 ROYBAL Brody |
| S2 22 GROVE Noah | S3 27 PAULS Josh +C | |
| 37 EUSTACE David | 9 DODSON Travis +A | 24 MISIEWICZ Joshua |
| 8 WALLACE Jack | 23 CUNNINGHAM Liam | |
| 7 BEASLEY Kayden | 18 NICHOLS Evan | 19 JONES Malik |
| | | |
| | | |
| | | |

Team: CZE - Czechia (White)

Head Coach: NOVOTNY Jakub

| | | |
|------------------------|---------------------------|--------------------|
| S1 92 SEDLACEK Patrik | | |
| 1 KUDELA Martin | | |
| S5 33 HECKO Vaclav +A | S4 12 ZIZLAVSKY Martin +A | S6 55 VESELY Filip |
| S2 15 ZELINKA Radek +C | S3 67 DOLEZAL Pavel | |
| 74 GEIER Michal | 82 HABL Zdenek | 19 OHAR Alex |
| 80 KAPKO Lukas | 29 KUBES Pavel | |
| 47 ONDRAK David | 27 VRUBEL David | 17 PATEK Theodor |
| | | |
| | | |
| | | |

Legend:

+A Alternate Captain +C Captain Sn Starting position



Game Summary

Tabella riassuntiva partita

USA - CZE 6 - 1 (1 - 1, 2 - 0, 3 - 0)

| Spectators | Referee | Linespersons |
|------------|--------------------------|---------------------------------------------|
| 3016 | FERGENBAUM Matthew (CAN) | DAUPHINEE Dylan (CAN), LUNDEN Andreas (SWE) |

Team Statistics

| Period | Score | SVS | SOG | PIM | TPP | PPG | SHG |
|--------------|--------------|---------------|---------------|--------------|--------------------|--------------|--------------|
| 1 | 1 : 1 | 0 : 9 | 10 : 1 | 2 : 2 | 2:00 : 0:08 | 0 : 1 | 0 : 0 |
| 2 | 2 : 0 | 2 : 16 | 18 : 2 | 0 : 2 | 2:00 : 0:00 | 0 : 0 | 0 : 0 |
| 3 | 3 : 0 | 2 : 10 | 13 : 2 | 2 : 4 | 0:39 : 0:00 | 1 : 0 | 0 : 0 |
| Total | 6 : 1 | 4 : 35 | 41 : 5 | 4 : 8 | 4:39 : 0:08 | 1 : 1 | 0 : 0 |

1st Period

| Action | Time | ET/Res | Team | Type | No. | Name | (G) | Name of Assistant(s) / Action Description |
|---------|-------|--------|------|--------|-----|------------|------|-----------------------------------------------------------------------------|
| GK | 00:00 | | USA | | 29 | LAMARRE G | | - Goalkeeper in |
| GK | 00:00 | | CZE | | 92 | SEDLACEK P | | - Goalkeeper in |
| Penalty | 01:44 | 03:44 | CZE | 2 min. | 80 | KAPKO L | | - Teeing |
| Penalty | 05:00 | 05:08 | USA | 2 min. | 18 | NICHOLS E | | - Teeing |
| Goal | 05:08 | 0 : 1 | CZE | PP1 | 74 | GEIER M | (3) | 29 KUBES P On Ice USA 29 8 9 23 37 * 80 KAPKO L CZE 92 19 29 74 80 82 |
| Goal | 10:26 | 1 : 1 | USA | EQ | 16 | FARMER D | (12) | 9 DODSON T On Ice USA 29 8 9 16 23 37 37 EUSTACE D CZE 92 12 19 29 74 80 |

2nd Period

| Action | Time | ET/Res | Team | Type | No. | Name | (G) | Name of Assistant(s) / Action Description |
|----------|-------|--------|------|--------|-----|-----------|------|-----------------------------------------------------------------------------|
| Penalty | 16:41 | 18:41 | CZE | 2 min. | 82 | HABL Z | | - Hooking |
| Goal | 19:59 | 2 : 1 | USA | EQ | 37 | EUSTACE D | (6) | 16 FARMER D On Ice USA 29 16 19 22 27 37 CZE 92 19 29 55 80 82 |
| Goal | 20:18 | 3 : 1 | USA | EQ | 16 | FARMER D | (13) | 37 EUSTACE D On Ice USA 29 8 9 16 27 37 9 DODSON T CZE 92 12 15 33 55 67 |
| Time-out | 20:18 | | CZE | | | | | |

3rd Period

| Action | Time | ET/Res | Team | Type | No. | Name | (G) | Name of Assistant(s) / Action Description |
|---------|-------|--------|------|--------|-----|-----------|------|-----------------------------------------------------------------------------|
| Goal | 35:19 | 4 : 1 | USA | EQ | 27 | PAULS J | (2) | 16 FARMER D On Ice USA 29 9 16 22 27 37 22 GROVE N CZE 92 12 15 19 67 74 |
| Penalty | 37:14 | 39:14 | USA | 2 min. | 8 | WALLACE J | | - Roughing |
| Penalty | 37:14 | 39:14 | CZE | 2 min. | 33 | HECKO V | | - Roughing |
| Goal | 37:52 | 5 : 1 | USA | EQ | 16 | FARMER D | (14) | 4 ROYBAL B On Ice USA 29 4 16 22 27 27 PAULS J CZE 92 29 74 80 82 |
| Penalty | 38:10 | 38:49 | CZE | 2 min. | 15 | ZELINKA R | | - Teeing |
| Goal | 38:49 | 6 : 1 | USA | PP1 | 22 | GROVE N | (2) | 4 ROYBAL B On Ice USA 29 4 16 22 27 * 16 FARMER D CZE 92 29 74 82 |
| GK | 45:00 | | USA | | | | | 29 LAMARRE G - Goalkeeper out |
| GK | 45:00 | | CZE | | | | | 92 SEDLACEK P - Goalkeeper out |

Goalkeeper Records

Team : USA - United States of America

| No. | Name | SOG | SVS | MIP |
|-----|-----------------|-----|-----|-------|
| 29 | LAMARRE Griffin | 5 | 4 | 45:00 |
| 32 | LEE Jen | | | |

Team : CZE - Czechia

| No. | Name | SOG | SVS | MIP |
|-----|-----------------|-----|-----|-------|
| 92 | SEDLACEK Patrik | 41 | 35 | 45:00 |
| 1 | KUDELA Martin | | | |

Game Statistics

| Team : USA (Blue) | | | | | | | | | | | Shots on Goal | | | | Time on Ice | | | | | | | | | |
|-------------------|------|------------------|-----|---|---|---|-----|-----|-----|-------|---------------|---|---|---|-------------|----|-------|-------|------|---|-------|-----|------|-----|
| No. | Pos. | Name | Gen | G | A | P | PIM | FO+ | FO- | FO+/- | FO% | 1 | 2 | 3 | OT | TS | +/- | 1 | 2 | 3 | OT | TOT | SHF | AVG |
| 4 | F | ROYBAL Brody | M | 0 | 2 | 2 | 0 | 0 | 0 | 0 | 0.00 | 1 | 0 | 0 | 1 | +1 | 8:32 | 6:53 | 5:54 | | 21:19 | 15 | 1:25 | |
| 10 | F | BOLTON Brett | M | 0 | 0 | 0 | 0 | 0 | 0 | 0 | 0.00 | 0 | 0 | 1 | 1 | 0 | 5:06 | 3:09 | 6:20 | | 14:35 | 12 | 1:12 | |
| 16 | F | FARMER Declan +A | M | 3 | 3 | 6 | 0 | 21 | 12 | 9 | 63.64 | 3 | 7 | 2 | 12 | +5 | 10:19 | 11:02 | 6:34 | | 27:55 | 17 | 1:38 | |



| Head Coach : HOFF David | | | | | | | | | | | Shots on Goal | | | | Time on Ice | | | | | | | |
|-------------------------|------|------------------|-----|----------|-----------|-----------|----------|-----------|-----------|----------|---------------|-----------|-----------|-----------|-------------|-----|------|------|------|-------|----|------|
| No. | Pos. | Name | Gen | G | A | P | PIM | FO+ | FO- | FO+/- | FO% | 1 | 2 | 3 | OT | TOT | SHF | AVG | | | | |
| 22 | D | GROVE Noah | M | 1 | 1 | 2 | 0 | 0 | 0 | 0 | 0.00 | 1 | 0 | 1 | 2 | +3 | 6:19 | 6:14 | 9:06 | 21:39 | 20 | 1:04 |
| 27 | D | PAULS Josh +C | M | 1 | 1 | 2 | 0 | 0 | 0 | 0 | 0.00 | 1 | 2 | 1 | 4 | +4 | 9:46 | 8:17 | 8:24 | 26:27 | 20 | 1:19 |
| 8 | D | WALLACE Jack | M | 0 | 0 | 0 | 2 | 0 | 0 | 0 | 0.00 | 2 | 0 | 3 | 5 | +2 | 9:11 | 8:26 | 6:54 | 24:31 | 22 | 1:06 |
| 9 | F | DODSON Travis +A | M | 0 | 2 | 2 | 0 | 6 | 1 | 5 | 85.71 | 1 | 0 | 1 | 2 | +3 | 3:43 | 4:31 | 3:42 | 11:56 | 15 | 0:47 |
| 23 | D | CUNNINGHAM Liam | M | 0 | 0 | 0 | 0 | 0 | 0 | 0 | 0.00 | 0 | 3 | 0 | 3 | +1 | 4:44 | 7:03 | 5:25 | 17:12 | 19 | 0:54 |
| 24 | F | MISIEWICZ Joshua | M | 0 | 0 | 0 | 0 | 0 | 0 | 0 | 0.00 | 0 | 3 | 1 | 4 | 0 | 5:10 | 3:44 | 1:49 | 10:43 | 12 | 0:53 |
| 37 | F | EUSTACE David | M | 1 | 2 | 3 | 0 | 1 | 4 | -3 | 20.00 | 0 | 2 | 1 | 3 | +4 | 3:50 | 4:28 | 5:28 | 13:46 | 15 | 0:55 |
| 7 | F | BEASLEY Kayden | M | 0 | 0 | 0 | 0 | 0 | 1 | -1 | 0.00 | 0 | 1 | 1 | 2 | 0 | 2:38 | 3:29 | 4:17 | 10:24 | 11 | 0:56 |
| 18 | F | NICHOLS Evan | M | 0 | 0 | 0 | 2 | 3 | 4 | -1 | 42.86 | 0 | 0 | 1 | 1 | 0 | 2:36 | 4:05 | 5:32 | 12:13 | 12 | 1:01 |
| 19 | F | JONES Malik | M | 0 | 0 | 0 | 0 | 0 | 0 | 0 | 0.00 | 1 | 0 | 0 | 1 | +1 | 2:58 | 3:39 | 3:35 | 10:12 | 10 | 1:01 |
| 29 | GK | LAMARRE Griffin | M | 0 | 0 | 0 | 0 | | | | | 0 | 0 | 0 | 0 | | | | | | | |
| 32 | GK | LEE Jen | M | 0 | 0 | 0 | 0 | | | | | 0 | 0 | 0 | 0 | | | | | | | |
| Total | | | | 6 | 11 | 17 | 4 | 31 | 22 | 9 | 58.49 | 10 | 18 | 13 | 41 | | | | | | | |

Team : CZE (White)

| Head Coach : NOVOTNY Jakub | | | | | | | | | | | Shots on Goal | | | | Time on Ice | | | | | | | |
|----------------------------|------|---------------------|-----|----------|----------|----------|----------|-----------|-----------|-----------|---------------|----------|----------|----------|-------------|-----|------|------|------|-------|----|------|
| No. | Pos. | Name | Gen | G | A | P | PIM | FO+ | FO- | FO+/- | FO% | 1 | 2 | 3 | OT | TOT | SHF | AVG | | | | |
| 12 | F | ZIZLAVSKY Martin +A | M | 0 | 0 | 0 | 0 | 12 | 19 | -7 | 38.71 | 0 | 0 | 0 | 0 | -3 | 9:12 | 7:25 | 7:30 | 24:07 | 20 | 1:12 |
| 15 | D | ZELINKA Radek +C | M | 0 | 0 | 0 | 2 | 0 | 0 | 0 | 0.00 | 0 | 0 | 0 | 0 | -2 | 9:21 | 7:52 | 8:50 | 26:03 | 22 | 1:11 |
| 33 | F | HECKO Vaclav +A | M | 0 | 0 | 0 | 2 | 0 | 0 | 0 | 0.00 | 0 | 2 | 0 | 2 | -1 | 8:49 | 9:25 | 5:58 | 24:12 | 19 | 1:16 |
| 55 | F | VESELY Filip | M | 0 | 0 | 0 | 0 | 0 | 0 | 0 | 0.00 | 0 | 0 | 0 | 0 | -2 | 9:12 | 5:38 | 6:43 | 21:33 | 17 | 1:16 |
| 67 | D | DOLEZAL Pavel | M | 0 | 0 | 0 | 0 | 0 | 0 | 0 | 0.00 | 0 | 0 | 0 | 0 | -2 | 9:22 | 7:19 | 7:57 | 24:38 | 22 | 1:07 |
| 19 | F | OHAR Alex | M | 0 | 0 | 0 | 0 | 0 | 2 | -2 | 0.00 | 0 | 0 | 0 | 0 | -3 | 5:06 | 8:36 | 5:36 | 19:18 | 16 | 1:12 |
| 29 | D | KUBES Pavel | M | 0 | 1 | 1 | 0 | 0 | 0 | 0 | 0.00 | 0 | 0 | 2 | 2 | -3 | 5:47 | 6:10 | 6:21 | 18:18 | 19 | 0:57 |
| 74 | F | GEIER Michal | M | 1 | 0 | 1 | 0 | 0 | 0 | 0 | 0.00 | 1 | 0 | 0 | 1 | -3 | 5:31 | 4:44 | 5:24 | 15:39 | 16 | 0:58 |
| 80 | D | KAPKO Lukas | M | 0 | 1 | 1 | 2 | 0 | 0 | 0 | 0.00 | 0 | 0 | 0 | 0 | -3 | 4:51 | 8:39 | 6:13 | 19:43 | 19 | 1:02 |
| 82 | F | HABL Zdenek | M | 0 | 0 | 0 | 2 | 8 | 9 | -1 | 47.06 | 0 | 0 | 0 | 0 | -2 | 5:48 | 7:12 | 4:46 | 17:46 | 19 | 0:56 |
| 17 | F | PATEK Theodor | M | 0 | 0 | 0 | 0 | 0 | 0 | 0 | 0.00 | 0 | 0 | 0 | 0 | 0 | 0:00 | 0:00 | 1:48 | 1:48 | 2 | 0:54 |
| 27 | D | VRUBEL David | M | 0 | 0 | 0 | 0 | 2 | 1 | 1 | 66.67 | 0 | 0 | 0 | 0 | 0 | 0:00 | 0:00 | 2:42 | 2:42 | 2 | 1:21 |
| 47 | F | ONDRAK David | M | 0 | 0 | 0 | 0 | 0 | 0 | 0 | 0.00 | 0 | 0 | 0 | 0 | 0 | 0:00 | 0:00 | 2:34 | 2:34 | 2 | 1:17 |
| 1 | GK | KUDELA Martin | M | 0 | 0 | 0 | 0 | | | | | 0 | 0 | 0 | 0 | | | | | | | |
| 92 | GK | SEDLACEK Patrik | M | 0 | 0 | 0 | 0 | | | | | 0 | 0 | 0 | 0 | | | | | | | |
| Total | | | | 1 | 2 | 3 | 8 | 22 | 31 | -9 | 41.51 | 1 | 2 | 2 | 5 | | | | | | | |

Legend:

| | | | |
|--------------------------------|-----------------------------------------------|----------------------------------------|---------------------------------|
| (G) Goals in tournament | * Does not count for Plus/minus | +/- Plus/minus net | +A Alternate Captain |
| +C Captain | A Assists | AVG Average time on ice / shift | D Defender |
| EQ Equal strength | ET/Res Penalty end time/Result of game | F Forward | FO% % Face-offs won |
| FO+ Face-offs won | FO- Face-offs lost | FO+/- Face-offs net | G Goals |
| Gen Gender | GK Goalkeeper | M Male | MIP Minutes in play (GK) |
| No. Jersey number | OT Overtime | P Points | PIM Penalties in minutes |
| Pos. Position | PP1 Power play - 1 player | PPG Power play goals | SHF Number of shifts |
| SHG Shorthanded goals | SOG Shots on goal | SVS Saves | TOT Total |
| TPP Time on power play | TS Total shots | | |



Shot Chart
Tabella azioni di tiro


USA - CZE



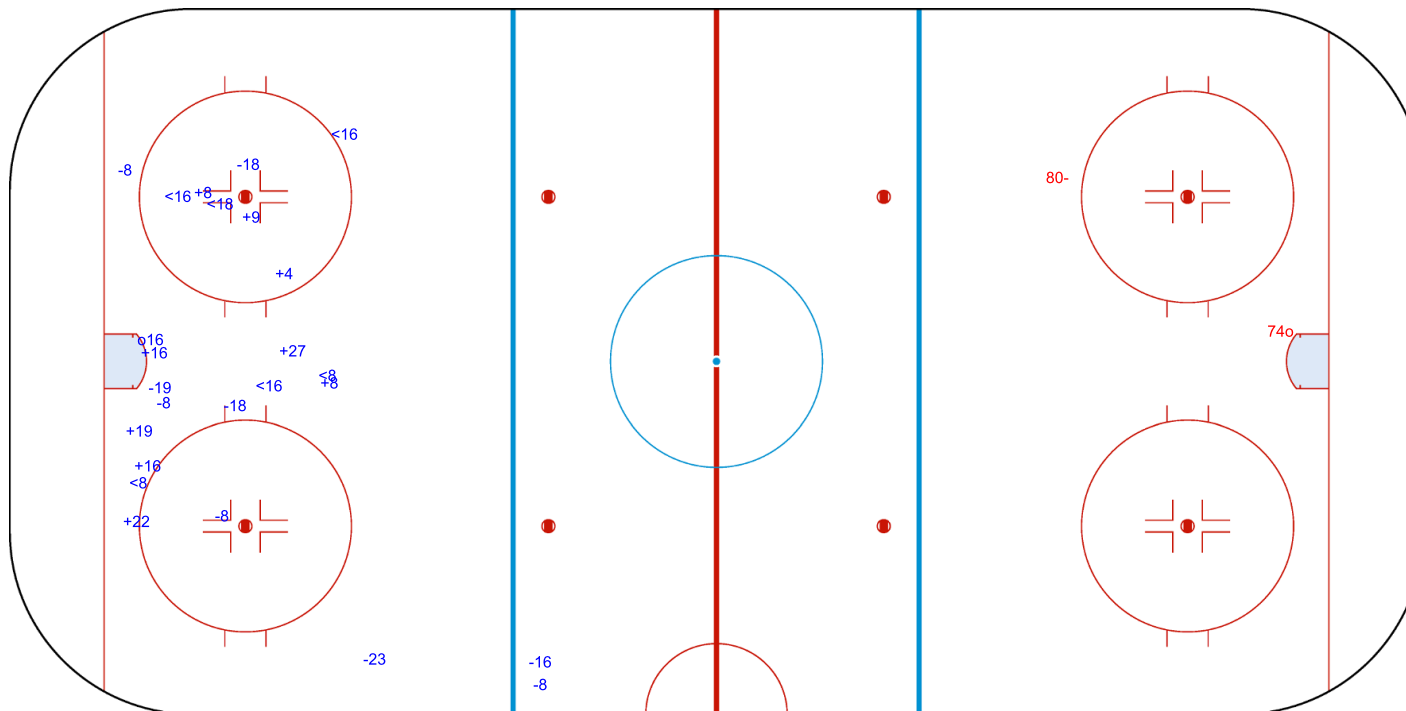
1st Period



Shots by USA
Goal (o): 1
Block (<): 6
Save (+): 9
Miss (-): 9



GK 92 of CZE



Shots by CZE
Goal (o): 1
Block (>): 0
Save (+): 0
Miss (-): 1



GK 29 of USA

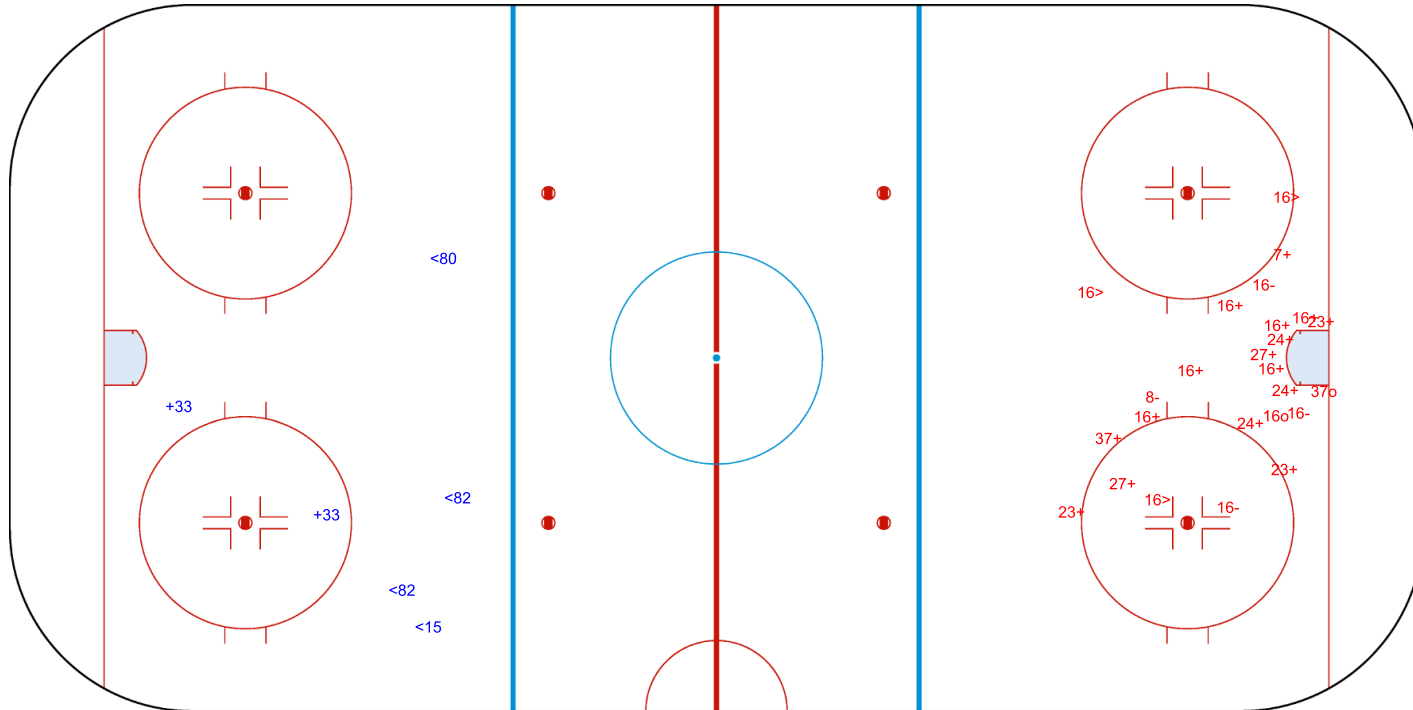


Shots by CZE
Goal (o): 0
Block (<): 4
Save (+): 2
Miss (-): 0

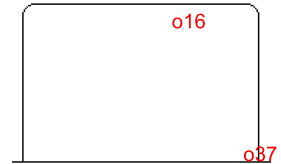


GK 29 of USA

USA → 2nd Period ← CZE



Shots by USA
Goal (o): 2
Block (>): 3
Save (+): 16
Miss (-): 4



GK 92 of CZE




Shots by USA

Goal (o): 3

Save (+): 10

Block (<): 3

Miss (-): 7



GK 92 of CZE



3rd Period




Shots by CZE

Goal (o): 0

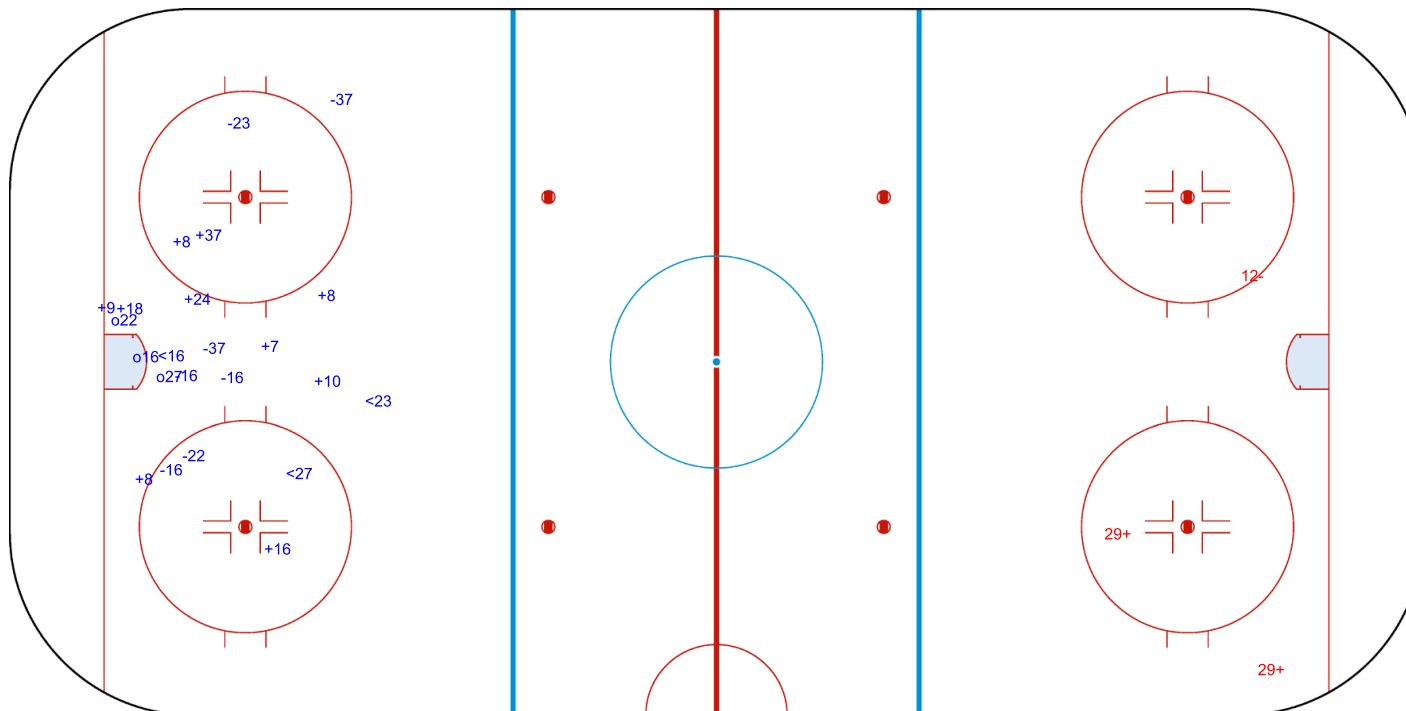
Save (+): 2

Block (>): 0

Miss (-): 1



GK 29 of USA



Legend:

GK

Goalkeeper



Face-off Chart

Tabella ingaggi

USA - CZE

1st PERIOD

| | USA | | CZE | | USA | | CZE | | USA | | CZE | |
|---------------------|-----------|-----------|--------------|--------------|-----------|-----------|-----------|-----------|-----------|-----------|-------------------------|-------------------------|
| | Def. zone | Att. zone | Neutral zone | Neutral zone | Att. zone | Def. zone | Att. zone | Def. zone | Att. zone | Def. zone | Total wins all zones | Total wins all zones |
| | + 16 | - 82 | + 16 | - 12 | - 16 | + 12 | | | | | | |
| | - 16 | + 12 | + 16 | - 12 | - 16 | + 12 | | | | | | |
| | - 37 | + 82 | - 37 | + 12 | + 16 | - 12 | | | | | | |
| | | | | | - 18 | + 12 | | | | | | |
| | | | | | - 37 | + 82 | | | | | | |
| | | | | | + 37 | - 82 | | | | | | |
| | | | | | - 37 | + 82 | | | | | | |
| | | | | | - 18 | + 12 | | | | | | |
| | | | | | + 16 | - 12 | | | | | | |
| | | | | | + 16 | - 12 | | | | | | |
| Total wins / period | 1 / 33% | 2 / 67% | 2 / 67% | 1 / 33% | 4 / 40% | 6 / 60% | 7 / 44% | 9 / 56% | | | | |

2nd PERIOD

| | USA | | CZE | | USA | | CZE | | USA | | CZE | |
|---------------------|-----------|-----------|--------------|--------------|-----------|-----------|-----------|-----------|-----------|-----------|-------------------------|-------------------------|
| | Def. zone | Att. zone | Neutral zone | Neutral zone | Att. zone | Def. zone | Att. zone | Def. zone | Att. zone | Def. zone | Total wins all zones | Total wins all zones |
| | + 16 | - 82 | - 16 | + 12 | - 16 | + 12 | | | | | | |
| | + 16 | - 82 | - 16 | + 12 | + 16 | - 19 | | | | | | |
| | - 16 | + 12 | + 16 | - 12 | + 16 | - 12 | | | | | | |
| | - 18 | + 82 | | | + 16 | - 12 | | | | | | |
| | | | | | + 18 | - 19 | | | | | | |
| | | | | | - 16 | + 82 | | | | | | |
| | | | | | - 16 | + 82 | | | | | | |
| | | | | | + 18 | - 82 | | | | | | |
| | | | | | + 9 | - 12 | | | | | | |
| | | | | | + 16 | - 12 | | | | | | |
| | | | | | + 16 | - 12 | | | | | | |
| | | | | | + 16 | - 12 | | | | | | |
| | | | | | + 16 | - 12 | | | | | | |
| | | | | | + 16 | - 82 | | | | | | |
| Total wins / period | 2 / 50% | 2 / 50% | 1 / 33% | 2 / 67% | 11 / 79% | 3 / 21% | 14 / 67% | 7 / 33% | | | | |

3rd PERIOD

| | USA | | CZE | | USA | | CZE | | USA | | CZE | |
|---------------------|-----------|-----------|--------------|--------------|-----------|-----------|-----------|-----------|-----------|-----------|-------------------------|-------------------------|
| | Def. zone | Att. zone | Neutral zone | Neutral zone | Att. zone | Def. zone | Att. zone | Def. zone | Att. zone | Def. zone | Total wins all zones | Total wins all zones |
| | + 16 | - 12 | - 16 | + 12 | - 18 | + 12 | | | | | | |
| | | | + 9 | - 12 | - 16 | + 82 | | | | | | |
| | | | + 9 | - 12 | + 18 | - 82 | | | | | | |
| | | | + 16 | - 12 | + 16 | - 12 | | | | | | |
| | | | + 9 | - 12 | + 16 | - 82 | | | | | | |
| | | | | | - 16 | + 82 | | | | | | |
| | | | | | - 7 | + 27 | | | | | | |
| | | | | | + 9 | - 82 | | | | | | |
| | | | | | + 9 | - 27 | | | | | | |
| | | | | | - 9 | + 27 | | | | | | |
| Total wins / period | 1 / 100% | 0 / 0% | 4 / 80% | 1 / 20% | 5 / 50% | 5 / 50% | 10 / 63% | 6 / 37% | | | | |



TOTAL

| Total wins / game | USA | CZE | USA | CZE | USA | CZE | Total wins all zones | |
|-------------------|-----------|-----------|--------------|---------|-----------|-----------|----------------------|----------|
| | Def. zone | Att. zone | Neutral zone | | Att. zone | Def. zone | USA | CZE |
| | 4 / 50% | 4 / 50% | 7 / 64% | 4 / 36% | 20 / 59% | 14 / 41% | 31 / 58% | 22 / 42% |

HEAD TO HEAD

| | CZE | | | | Tot. | wins USA | Dz | Nz | Az |
|-----------------|-------------|---------|----------|----------|-----------|-----------|-----------|-----------|-----------|
| | No. | 12 | 19 | 27 | | | | | |
| USA | 7 | | | 0 - 1 | 1 | 0 0% | | | 0 0% |
| | 9 | 4 - 0 | | 1 - 1 | 7 | 6 86% | | 3 100% | 3 75% |
| | 16 | 15 - 8 | 1 - 0 | | 33 | 21 64% | 4 67% | 4 57% | 13 65% |
| | 18 | 0 - 3 | 1 - 0 | | 7 | 3 43% | 0 0% | | 3 50% |
| | 37 | 0 - 1 | | | 5 | 1 20% | 0 0% | 0 0% | 1 33% |
| | Tot. | 31 | 2 | 3 | 17 | 53 | 31 58% | 4 50% | 7 64% |
| wins CZE | 12 39% | 0 0% | 2 67% | 8 47% | 22 42% | | | | |
| Dz | 6 35% | 0 0% | 2 67% | 6 50% | 14 41% | | | | |
| Nz | 4 36% | | | | 4 36% | | | | |
| Az | 2 67% | | | 2 40% | 4 50% | | | | |

Legend:

| | | | | | | | |
|-------------|---------------|-----------|----------------|-------------|------------------------|-----------|----------------|
| Att. | Attacking | Az | Attacking zone | Def. | Defending | Dz | Defending zone |
| No. | Jersey number | Nz | Neutral zone | Tot. | Total face-offs played | | |



Line-Ups

Formazioni

CAN - CHN

Referee

MYERS Patrick (CAN)

Linespersons

HERMANSEN OSWOLD Marius (NOR), RUNDSTROM Tony (SWE)

Goalkeepers

Team: CAN

| No. | Name | Gen |
|-----|----------------|-----|
| 30 | WATSON Corbin | M |
| 54 | KINGSMILL Adam | M |

Team: CHN

| No. | Name | Gen |
|-----|------------|-----|
| 1 | WANG Wei | M |
| 20 | JI Yanzhao | M |

Team Line-ups

Team: CAN (Red)

| No. | Pos. | Name | Gen |
|-----|------|----------------------|-----|
| 92 | D | HALBERT Auren | M |
| 98 | D | LELIEVRE Mathieu | M |
| 8 | F | McGREGOR Tyler +C | M |
| 23 | F | HICKEY Liam | M |
| 26 | F | JACOBS-WEBB Anton | M |
| 5 | D | HENRY Tyrone | M |
| 61 | D | ARMSTRONG Rob | M |
| 4 | F | DUNN James +A | M |
| 13 | F | BOILY Vincent | M |
| 19 | F | COZZOLINO Dominic +A | M |
| 7 | F | LAVIN Zach | M |
| 11 | F | DIXON Adam | M |
| 12 | F | WESTLAKE Greg | M |

Head Coach: RYBALKA Boris

NOT DRESSED:

| | | | |
|----|---|------------------|---|
| 17 | D | BURNETT Shawn | M |
| 29 | F | KOVACEVICH Micah | M |

Team: CHN (Yellow)

| No. | Pos. | Name | Gen |
|-----|------|-----------------|-----|
| 19 | D | ZHANG Zheng +A | M |
| 24 | D | ZHU Zhanfu | M |
| 8 | F | WANG Zhidong +C | M |
| 17 | F | SHEN Yifeng +A | M |
| 30 | F | QIU Dianpeng | M |
| 3 | D | LYU Zhi | M |
| 18 | D | WANG Jujiang | M |
| 15 | F | SONG Xiaodong | M |
| 28 | F | TIAN Jintao | M |
| 32 | F | LI Hongguan | M |
| 12 | D | CHE Hang | M |
| 33 | F | CHEN Hongyu | M |
| 39 | F | LIU Wenxu | M |

Head Coach: SHARSHUKOV Nikolay

NOT DRESSED:

| | | | |
|----|---|-----------|---|
| 23 | F | CUI Yutao | M |
| 37 | D | HE Haoran | M |

Legend:

| | | | | | | | |
|------------|-------------------|-----------|---------|------------|---------------|-------------|----------|
| +A | Alternate Captain | +C | Captain | D | Defender | F | Forward |
| Gen | Gender | M | Male | No. | Jersey number | Pos. | Position |



Graphical Line-ups

Schema grafico formazioni

CAN - CHN

Referee

MYERS Patrick (CAN)

Linespersons

HERMANSEN OSWOLD Marius (NOR), RUNDSTROM Tony (SWE)

Team: CAN - Canada (Red)

Head Coach: RYBALKA Boris

| | | |
|-------------------------|-------------------------|------------------------|
| S1 30 WATSON Corbin | | |
| 54 KINGSMILL Adam | | |
| S6 26 JACOBS-WEBB Anton | S5 23 HICKEY Liam | S4 8 McGREGOR Tyler +C |
| S2 92 HALBERT Auren | S3 98 LELIEVRE Mathieu | |
| 13 BOILY Vincent | 19 COZZOLINO Dominic +A | 4 DUNN James +A |
| 61 ARMSTRONG Rob | 5 HENRY Tyrone | |
| 7 LAVIN Zach | 11 DIXON Adam | 12 WESTLAKE Greg |
| | | |
| | | |
| | | |

Team: CHN - People's Republic of China (Yellow)

Head Coach: SHARSHUKOV Nikolay

| | | |
|----------------------|----------------------|--------------------|
| S1 1 WANG Wei | | |
| 20 JI Yanzhao | | |
| S5 17 SHEN Yifeng +A | S4 8 WANG Zhidong +C | S6 30 QIU Dianpeng |
| S3 24 ZHU Zhanfu | S2 19 ZHANG Zheng +A | |
| 15 SONG Xiaodong | 28 TIAN Jintao | 32 LI Hongguan |
| 3 LYU Zhi | 18 WANG Jujiang | |
| 33 CHEN Hongyu | 39 LIU Wenxu | |
| 12 CHE Hang | | |
| | | |
| | | |

Legend:

+A Alternate Captain

+C Captain

Sn

Starting position



Game Summary

Tabella riassuntiva partita

CAN - CHN 4 - 2 (2 - 1, 0 - 1, 2 - 0)

| Spectators | Referee | Linespersons |
|------------|---------------------|------------------------------------------------------|
| 3898 | MYERS Patrick (CAN) | HERMANSEN OSWOLD Marius (NOR) , RUNDSTROM Tony (SWE) |

Team Statistics

| Period | Score | SVS | SOG | PIM | TPP | PPG | SHG |
|--------------|--------------|---------------|----------------|---------------|--------------------|--------------|--------------|
| 1 | 2 : 1 | 4 : 7 | 9 : 5 | 4 : 4 | 3:01 : 1:59 | 1 : 1 | 0 : 0 |
| 2 | 0 : 1 | 3 : 7 | 7 : 4 | 2 : 4 | 4:00 : 0:45 | 0 : 1 | 0 : 0 |
| 3 | 2 : 0 | 2 : 3 | 5 : 2 | 2 : 2 | 2:00 : 2:00 | 0 : 0 | 0 : 0 |
| Total | 4 : 2 | 9 : 17 | 21 : 11 | 8 : 10 | 9:01 : 4:44 | 1 : 2 | 0 : 0 |

1st Period

| Action | Time | ET/Res | Team | Type | No. | Name | (G) | Name of Assistant(s) / Action Description |
|-------------|--------------|--------------|------------|------------|-----------|-------------------|-----|------------------------------------------------------------------------------|
| GK | 00:00 | | CHN | | 1 | WANG W | | - Goalkeeper in |
| GK | 00:00 | | CAN | | 30 | WATSON C | | - Goalkeeper in |
| Penalty | 04:15 | 06:05 | CHN | 2 min. | 18 | WANG J | | - Tripping |
| Goal | 06:05 | 1 : 0 | CAN | PP1 | 8 | McGREGOR T | (5) | 23 HICKEY L On Ice CAN 30 4 8 11 19 23 19 COZZOLINO D CHN 1 8 17 19 24 * |
| Penalty | 06:36 | 08:36 | CAN | 2 min. | 92 | HALBERT A | | - Interference |
| Penalty | 07:47 | 09:47 | CHN | 2 min. | 3 | LYU Z | | - Interference |
| Goal | 10:43 | 2 : 0 | CAN | EQ | 8 | McGREGOR T | (6) | 23 HICKEY L On Ice CAN 30 8 23 26 92 98 98 LELIEVRE M CHN 1 8 17 19 24 30 |
| Penalty | 13:48 | 14:36 | CAN | 2 min. | 92 | HALBERT A | | - Elbowing |
| Goal | 14:36 | 2 : 1 | CHN | PP1 | 19 | ZHANG Z | (1) | 17 SHEN Y On Ice CAN 30 5 8 23 61 28 TIAN J CHN 1 8 17 19 24 28 * |

2nd Period

| Action | Time | ET/Res | Team | Type | No. | Name | (G) | Name of Assistant(s) / Action Description |
|-------------|--------------|--------------|------------|------------|-----------|---------------|-----|----------------------------------------------------------------------|
| Penalty | 15:10 | 15:55 | CAN | 2 min. | 98 | LELIEVRE M | | - Tripping |
| Goal | 15:55 | 2 : 2 | CHN | PP1 | 28 | TIAN J | (7) | 8 WANG Z On Ice CAN 30 8 23 61 92 17 SHEN Y CHN 1 8 17 19 24 28 * |
| Penalty | 16:28 | 18:28 | CHN | 2 min. | 15 | SONG X | | - Teeing |
| Penalty | 26:19 | 28:19 | CHN | 2 min. | 18 | WANG J | | - Holding |

3rd Period

| Action | Time | ET/Res | Team | Type | No. | Name | (G) | Name of Assistant(s) / Action Description |
|-------------|--------------|--------------|------------|-----------|-----------|--------------------|-----|----------------------------------------------------------------------------------|
| Penalty | 32:28 | 34:28 | CAN | 2 min. | 13 | BOILY V | | - Roughing |
| Penalty | 35:40 | 37:40 | CHN | 2 min. | 24 | ZHU Z | | - Elbowing |
| Goal | 38:53 | 3 : 2 | CAN | EQ | 19 | COZZOLINO D | (5) | 7 LAVIN Z On Ice CAN 30 7 11 19 23 61 CHN 1 15 18 19 28 32 |
| Goal | 40:48 | 4 : 2 | CAN | EQ | 23 | HICKEY L | (4) | 26 JACOBS-WEBB A On Ice CAN 30 8 23 26 92 98 8 McGREGOR T CHN 1 8 17 19 24 28 |
| GK | 45:00 | | CAN | | | | | 30 WATSON C - Goalkeeper out |
| GK | 45:00 | | CHN | | | | | 1 WANG W - Goalkeeper out |

Goalkeeper Records

Team : CAN - Canada

| No. | Name | SOG | SVS | MIP |
|-----|----------------|-----|-----|-------|
| 30 | WATSON Corbin | 11 | 9 | 45:00 |
| 54 | KINGSMILL Adam | | | |

Team : CHN - People's Republic of China

| No. | Name | SOG | SVS | MIP |
|-----|------------|-----|-----|-------|
| 1 | WANG Wei | 21 | 17 | 45:00 |
| 20 | JI Yanzhao | | | |

Game Statistics

| Team : CAN (Red) | | | | | | | | | | | Shots on Goal | | | | | Time on Ice | | | | | | | | |
|------------------|------|-------------------|-----|---|---|---|-----|-----|-----|-------|---------------|---|---|---|----|-------------|------|------|-------|---|-------|-----|------|-----|
| No. | Pos. | Name | Gen | G | A | P | PIM | FO+ | FO- | FO+/- | FO% | 1 | 2 | 3 | OT | TS | +/- | 1 | 2 | 3 | OT | TOT | SHF | AVG |
| 8 | F | McGREGOR Tyler +C | M | 2 | 1 | 3 | 0 | 1 | 0 | 1 | 100.00 | 4 | 3 | 0 | 7 | +2 | 8:27 | 9:59 | 11:34 | | 30:00 | 14 | 2:08 | |
| 23 | F | HICKEY Liam | M | 1 | 2 | 3 | 0 | 4 | 0 | 4 | 100.00 | 0 | 3 | 1 | 4 | +3 | 7:15 | 8:29 | 8:12 | | 23:56 | 14 | 1:42 | |
| 26 | F | JACOBS-WEBB Anton | M | 0 | 1 | 1 | 0 | 13 | 6 | 7 | 68.42 | 0 | 0 | 1 | 1 | +2 | 3:49 | 4:24 | 7:34 | | 15:47 | 14 | 1:07 | |



| Head Coach : RYBALKA Boris | | | | | | | | | | | Shots on Goal | | | | Time on Ice | | | | | | | | |
|----------------------------|------|----------------------|-----|----------|----------|-----------|----------|-----------|-----------|-----------|---------------|----------|----------|----------|-------------|-----|------|------|-------|----|-------|-----|------|
| No. | Pos. | Name | Gen | G | A | P | PIM | FO+ | FO-FO+/- | FO% | 1 | 2 | 3 | OT | TTS | +/- | 1 | 2 | 3 | OT | TOT | SHF | AVG |
| 92 | D | HALBERT Auren | M | 0 | 0 | 0 | 4 | 0 | 0 | 0.00 | 0 | 0 | 0 | 0 | 0 | +2 | 8:01 | 9:07 | 13:10 | | 30:18 | 15 | 2:01 |
| 98 | D | LELIEVRE Mathieu | M | 0 | 1 | 1 | 2 | 0 | 0 | 0.00 | 1 | 0 | 0 | 1 | 1 | +2 | 5:37 | 5:20 | 1:37 | | 12:34 | 15 | 0:50 |
| 4 | F | DUNN James +A | M | 0 | 0 | 0 | 0 | 1 | 1 | 0.50 | 1 | 0 | 0 | 1 | 0 | 0 | 6:54 | 7:19 | 6:39 | | 20:52 | 16 | 1:18 |
| 5 | D | HENRY Tyrone | M | 0 | 0 | 0 | 0 | 0 | 0 | 0.00 | 0 | 0 | 0 | 0 | 0 | 0 | 3:51 | 1:53 | 0:00 | | 5:44 | 6 | 0:57 |
| 13 | F | BOILY Vincent | M | 0 | 0 | 0 | 2 | 0 | 0 | 0.00 | 0 | 0 | 0 | 0 | 0 | 0 | 5:24 | 5:46 | 5:05 | | 16:15 | 12 | 1:21 |
| 19 | F | COZZOLINO Dominic +A | M | 1 | 1 | 2 | 0 | 7 | 4 | 3.63.64 | 2 | 0 | 3 | 5 | 5 | +1 | 9:14 | 9:06 | 7:07 | | 25:27 | 16 | 1:35 |
| 61 | D | ARMSTRONG Rob | M | 0 | 0 | 0 | 0 | 0 | 0 | 0.00 | 0 | 0 | 0 | 0 | 0 | +1 | 5:11 | 4:43 | 6:57 | | 16:51 | 14 | 1:12 |
| 7 | F | LAVIN Zach | M | 0 | 1 | 1 | 0 | 0 | 0 | 0.00 | 0 | 1 | 0 | 1 | 1 | +1 | 4:28 | 3:41 | 4:33 | | 12:42 | 11 | 1:09 |
| 11 | F | DIXON Adam | M | 0 | 0 | 0 | 0 | 0 | 1 | -1.00 | 1 | 0 | 0 | 1 | 1 | +1 | 3:46 | 4:28 | 0:30 | | 8:44 | 7 | 1:14 |
| 12 | F | WESTLAKE Greg | M | 0 | 0 | 0 | 0 | 0 | 0 | 0.00 | 0 | 0 | 0 | 0 | 0 | 0 | 0:14 | 0:00 | 0:00 | | 0:14 | 2 | 0:07 |
| 30 | GK | WATSON Corbin | M | 0 | 0 | 0 | 0 | | | | 0 | 0 | 0 | 0 | 0 | | | | | | | | |
| 54 | GK | KINGSMILL Adam | M | 0 | 0 | 0 | 0 | | | | 0 | 0 | 0 | 0 | 0 | | | | | | | | |
| Total | | | | 4 | 7 | 11 | 8 | 26 | 12 | 14 | 68.42 | 9 | 7 | 5 | 21 | | | | | | | | |

| Team : CHN (Yellow) | | | | | | | | | | | | | | | | | | | | | | | |
|---------------------------------|------|-----------------|-----|----------|----------|----------|-----------|-----------|-----------|------------|---------------|----------|----------|----------|-------------|-----|-------|-------|-------|----|-------|-----|------|
| Head Coach : SHARSHUKOV Nikolay | | | | | | | | | | | Shots on Goal | | | | Time on Ice | | | | | | | | |
| No. | Pos. | Name | Gen | G | A | P | PIM | FO+ | FO-FO+/- | FO% | 1 | 2 | 3 | OT | TTS | +/- | 1 | 2 | 3 | OT | TOT | SHF | AVG |
| 8 | F | WANG Zhidong +C | M | 0 | 1 | 1 | 0 | 9 | 16 | -7.36.00 | 0 | 0 | 0 | 0 | 0 | -2 | 8:41 | 7:30 | 10:37 | | 26:48 | 20 | 1:20 |
| 17 | F | SHEN Yifeng +A | M | 0 | 2 | 2 | 0 | 0 | 0 | 0.00 | 0 | 0 | 0 | 0 | 0 | -2 | 10:28 | 10:15 | 10:37 | | 31:20 | 22 | 1:25 |
| 19 | D | ZHANG Zheng +A | M | 1 | 0 | 1 | 0 | 0 | 0 | 0.00 | 1 | 0 | 1 | 2 | 2 | -3 | 9:37 | 7:03 | 8:06 | | 24:46 | 20 | 1:14 |
| 24 | D | ZHU Zhanfu | M | 0 | 0 | 0 | 2 | 0 | 0 | 0.00 | 0 | 0 | 0 | 0 | 0 | -2 | 8:50 | 9:46 | 10:01 | | 28:37 | 19 | 1:30 |
| 30 | F | QIU Dianpeng | M | 0 | 0 | 0 | 0 | 1 | 0 | 1.00.00 | 0 | 1 | 0 | 1 | 1 | -1 | 5:35 | 3:23 | 3:55 | | 12:53 | 14 | 0:55 |
| 3 | D | LYU Zhi | M | 0 | 0 | 0 | 2 | 0 | 0 | 0.00 | 0 | 0 | 1 | 1 | 0 | 0 | 5:45 | 3:52 | 5:01 | | 14:38 | 15 | 0:58 |
| 15 | F | SONG Xiaodong | M | 0 | 0 | 0 | 2 | 0 | 0 | 0.00 | 2 | 1 | 0 | 3 | 3 | -1 | 4:40 | 5:14 | 5:34 | | 15:28 | 18 | 0:51 |
| 18 | D | WANG Jujiang | M | 0 | 0 | 0 | 4 | 0 | 0 | 0.00 | 1 | 0 | 0 | 1 | 1 | -1 | 5:57 | 6:14 | 4:44 | | 16:55 | 20 | 0:50 |
| 28 | F | TIAN Jintao | M | 1 | 1 | 2 | 0 | 2 | 10 | -8.16.67 | 1 | 1 | 0 | 2 | 2 | -2 | 6:27 | 9:44 | 9:46 | | 25:57 | 16 | 1:37 |
| 32 | F | LI Hongguan | M | 0 | 0 | 0 | 0 | 0 | 0 | 0.00 | 0 | 1 | 0 | 1 | 1 | -1 | 5:10 | 7:56 | 4:37 | | 17:43 | 14 | 1:15 |
| 12 | D | CHE Hang | M | 0 | 0 | 0 | 0 | 0 | 0 | 0.00 | 0 | 0 | 0 | 0 | 0 | 0 | 0:00 | 0:04 | 0:00 | | 0:04 | 1 | 0:04 |
| 33 | F | CHEN Hongyu | M | 0 | 0 | 0 | 0 | 0 | 0 | 0.00 | 0 | 0 | 0 | 0 | 0 | 0 | 0:00 | 0:00 | 0:00 | | 0:00 | 0 | 0:00 |
| 39 | F | LIU Wenxu | M | 0 | 0 | 0 | 0 | 0 | 0 | 0.00 | 0 | 0 | 0 | 0 | 0 | 0 | 0:00 | 0:00 | 0:00 | | 0:00 | 0 | 0:00 |
| 1 | GK | WANG Wei | M | 0 | 0 | 0 | 0 | | | | 0 | 0 | 0 | 0 | 0 | | | | | | | | |
| 20 | GK | JI Yanzhao | M | 0 | 0 | 0 | 0 | | | | 0 | 0 | 0 | 0 | 0 | | | | | | | | |
| Total | | | | 2 | 4 | 6 | 10 | 12 | 26 | -14 | 31.58 | 5 | 4 | 2 | 11 | | | | | | | | |

| Legend: | | | | | |
|--------------------------------|-----------------------------------------------|-------------------------------|----------------------------------------|---------------------------------|--|
| (G) Goals in tournament | * | Does not count for Plus/minus | +/- Plus/minus net | +A Alternate Captain | |
| +C Captain | A Assists | | AVG Average time on ice / shift | D Defender | |
| EQ Equal strength | ET/Res Penalty end time/Result of game | | F Forward | FO% % Face-offs won | |
| FO+ Face-offs won | FO- Face-offs lost | | FO+/- Face-offs net | G Goals | |
| Gen Gender | GK Goalkeeper | | M Male | MIP Minutes in play (GK) | |
| No. Jersey number | OT Overtime | | P Points | PIM Penalties in minutes | |
| Pos. Position | PP1 Power play - 1 player | | PPG Power play goals | SHF Number of shifts | |
| SHG Shorthanded goals | SOG Shots on goal | | SVS Saves | TOT Total | |
| TPP Time on power play | TS Total shots | | | | |



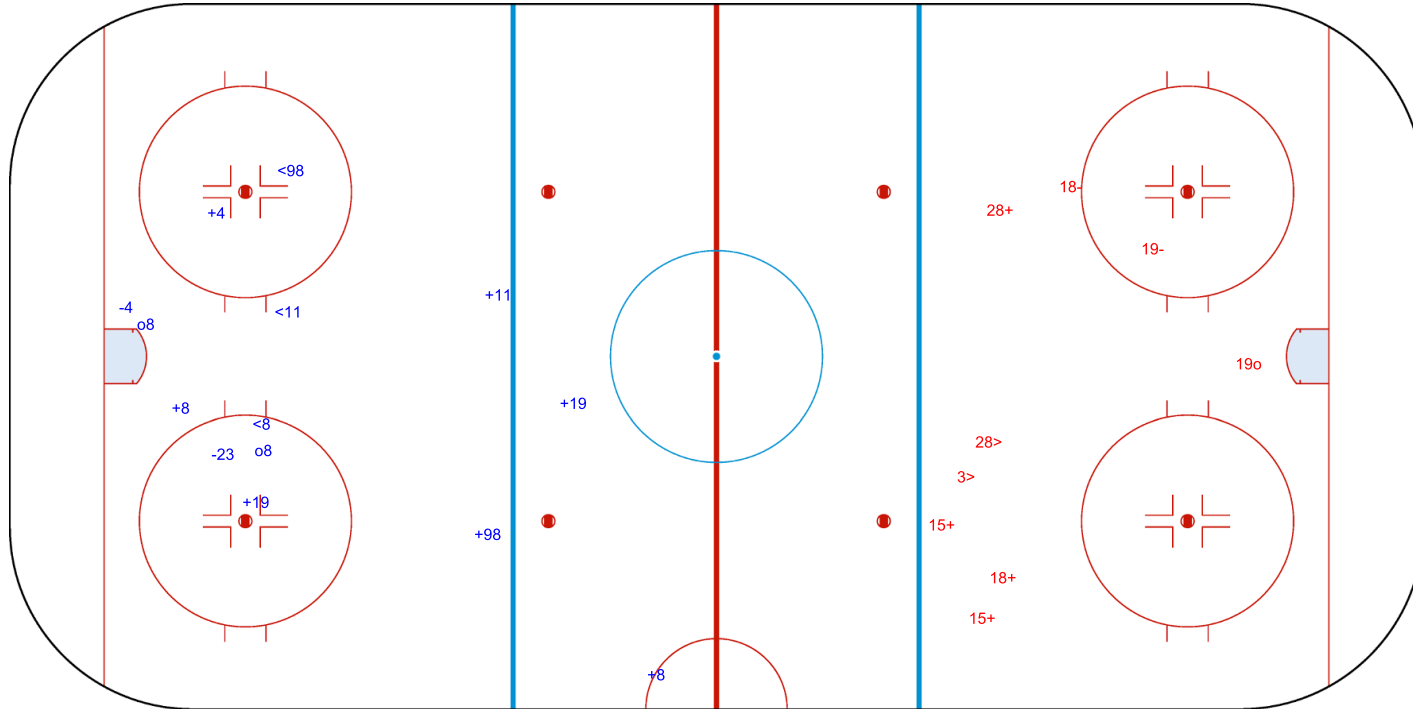
Shot Chart
Tabella azioni di tiro

CAN - CHN

Shots by CAN
Goal (o): 2
Block (<): 3
Save (+): 7
Miss (-): 2



GK 1 of CHN



Shots by CHN
Goal (o): 1
Block (>): 2
Save (+): 4
Miss (-): 2



GK 30 of CAN



Shots by CHN

Goal (o): 1

Save (+): 3

Block (<): 2

Miss (-): 1



GK 30 of CAN



2nd Period




Shots by CAN

Goal (o): 0

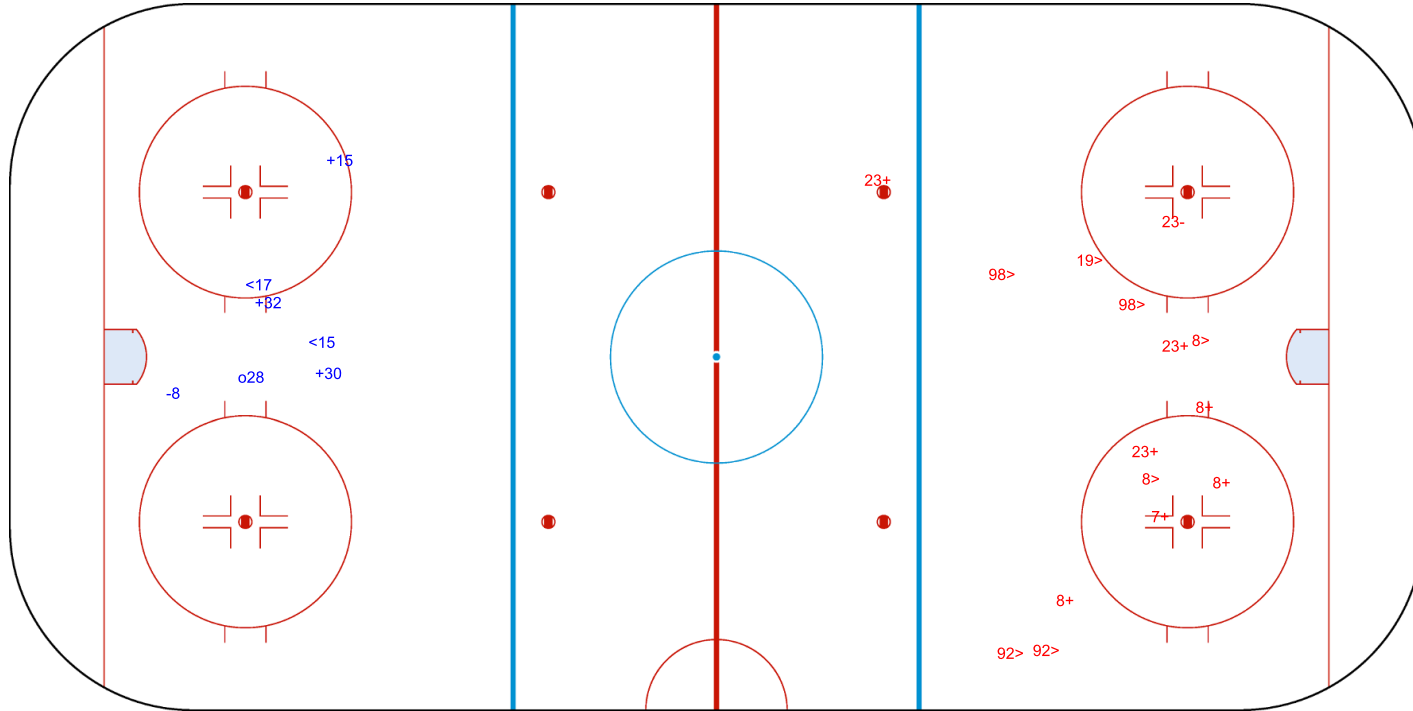
Save (+): 7

Block (>): 7

Miss (-): 1




GK 1 of CHN





Shots by CAN

Goal (o): 2 Save (+): 3
Block (<): 3 Miss (-): 8



GK 1 of CHN



3rd Period

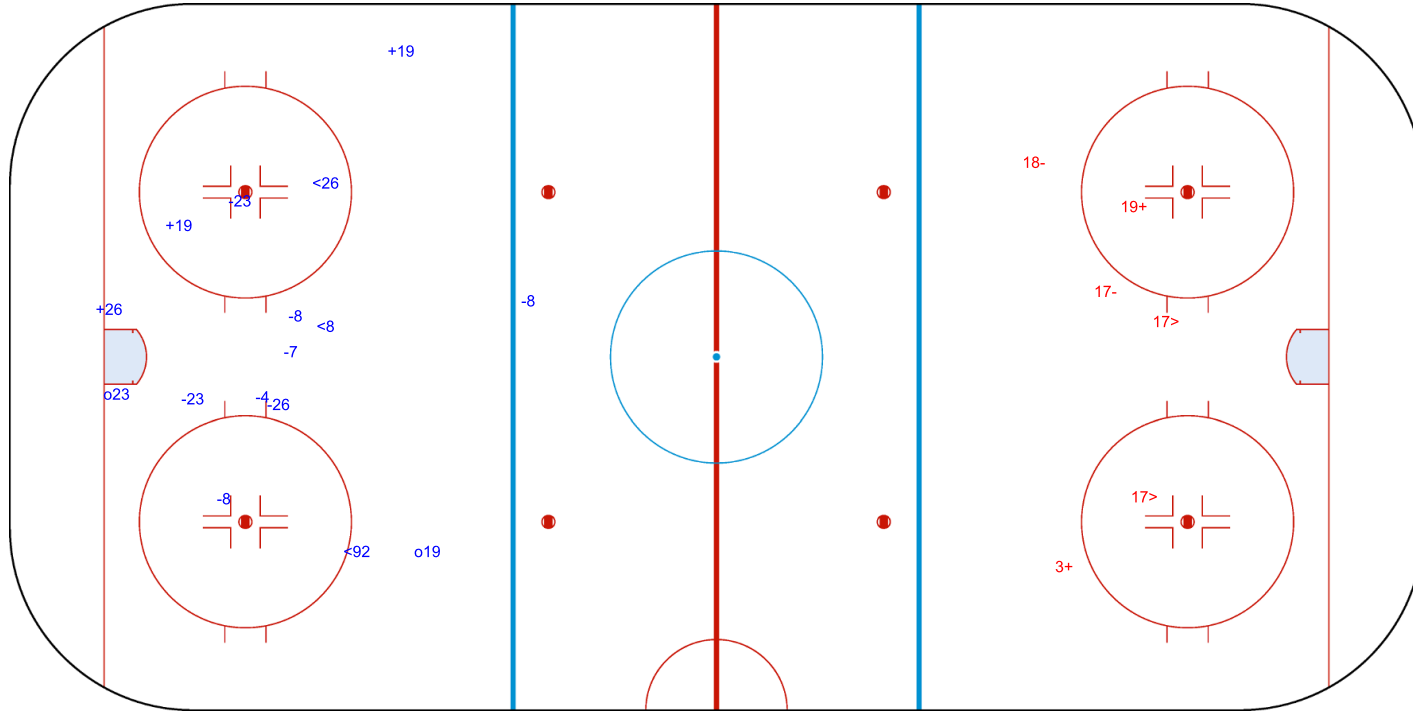


Shots by CHN

Goal (o): 0 Save (+): 2
Block (>): 2 Miss (-): 2



GK 30 of CAN



Legend:

GK Goalkeeper



Face-off Chart

Tabella ingaggi

CAN - CHN

1st PERIOD

| | CAN | | CHN | | CAN | | CHN | | Total wins all zones |
|---------------------|-----------|-----------|--------------|--------------|-----------|-----------|-----------|-----------|-------------------------|
| | Def. zone | Att. zone | Neutral zone | Neutral zone | Att. zone | Def. zone | Att. zone | Def. zone | |
| | - 19 | + 28 | + 26 | - 8 | - 19 | + 30 | | | |
| | + 19 | - 28 | - 11 | + 8 | + 23 | - 8 | | | |
| | + 23 | - 8 | + 26 | - 28 | + 26 | - 8 | | | |
| | | | + 26 | - 28 | + 4 | - 28 | | | |
| | | | + 26 | - 28 | - 19 | + 8 | | | |
| | | | + 19 | - 28 | - 19 | + 8 | | | |
| Total wins / period | 2 / 67% | 1 / 33% | 4 / 80% | 1 / 20% | 3 / 50% | 3 / 50% | 9 / 64% | 5 / 36% | |

2nd PERIOD

| | CAN | | CHN | | CAN | | CHN | | Total wins all zones |
|---------------------|-----------|-----------|--------------|--------------|-----------|-----------|-----------|-----------|-------------------------|
| | Def. zone | Att. zone | Neutral zone | Neutral zone | Att. zone | Def. zone | Att. zone | Def. zone | |
| | + 23 | - 8 | + 26 | - 8 | + 19 | - 8 | | | |
| | - 26 | + 8 | + 19 | - 28 | + 8 | - 8 | | | |
| | | | + 26 | - 28 | + 19 | - 28 | | | |
| | | | | | + 26 | - 8 | | | |
| Total wins / period | 1 / 50% | 1 / 50% | 3 / 100% | 0 / 0% | 4 / 100% | 0 / 0% | 8 / 89% | 1 / 11% | |

3rd PERIOD

| | CAN | | CHN | | CAN | | CHN | | Total wins all zones |
|---------------------|-----------|-----------|--------------|--------------|-----------|-----------|-----------|-----------|-------------------------|
| | Def. zone | Att. zone | Neutral zone | Neutral zone | Att. zone | Def. zone | Att. zone | Def. zone | |
| | - 26 | + 8 | - 26 | + 8 | - 4 | + 8 | | | |
| | + 23 | - 8 | + 26 | - 8 | - 26 | + 28 | | | |
| | + 26 | - 28 | + 26 | - 28 | + 26 | - 8 | | | |
| | - 26 | + 8 | + 19 | - 8 | + 19 | - 8 | | | |
| | - 26 | + 8 | | | + 26 | - 8 | | | |
| | | | | | + 26 | - 8 | | | |
| Total wins / period | 2 / 40% | 3 / 60% | 3 / 75% | 1 / 25% | 4 / 67% | 2 / 33% | 9 / 60% | 6 / 40% | |

TOTAL

| | CAN | | CHN | | CAN | | CHN | | Total wins all zones |
|-------------------|-----------|-----------|--------------|--------------|-----------|-----------|-----------|-----------|-------------------------|
| | Def. zone | Att. zone | Neutral zone | Neutral zone | Att. zone | Def. zone | Att. zone | Def. zone | |
| Total wins / game | 5 / 50% | 5 / 50% | 10 / 83% | 2 / 17% | 11 / 69% | 5 / 31% | 26 / 68% | 12 / 32% | |



HEAD TO HEAD

| | | CHN | | | | | | | |
|-----------------|----------|----------|-----------|-----------|-----------|-----------|-----------|-----------|-----------|
| No. | 8 | 28 | 30 | Tot. | wins CAN | Dz | Nz | Az | |
| CAN | 4 | 0 - 1 | 1 - 0 | 2 | 1 50% | | | 1 50% | |
| | 8 | 1 - 0 | | 1 | 1 100% | | | 1 100% | |
| | 11 | 0 - 1 | | 1 | 0 0% | | 0 0% | | |
| | 19 | 3 - 2 | 4 - 1 | 0 - 1 | 11 | 7 64% | 1 50% | 3 100% | 3 50% |
| | 23 | 4 - 0 | | | 4 | 4 100% | 3 100% | | 1 100% |
| | 26 | 8 - 5 | 5 - 1 | | 19 | 13 68% | 1 20% | 7 88% | 5 83% |
| Tot. | 25 | 12 | 1 | 38 | 26 68% | 5 50% | 10 83% | 11 69% | |
| wins CHN | 9 36% | 2 17% | 1 100% | 12 32% | | | | | |
| Dz | 3 25% | 1 33% | 1 100% | 5 31% | | | | | |
| Nz | 2 33% | 0 0% | | 2 17% | | | | | |
| Az | 4 57% | 1 33% | | 5 50% | | | | | |

Legend:

Att. Attacking Az Attacking zone Def. Defending Dz Defending zone
No. Jersey number Nz Neutral zone Tot. Total face-offs played



Line-Ups

Formazioni

SVK - JPN

Referee

ESPOSITO Bobby (USA)

Linespersons

BLAZEK Pavel (CZE), NIITTYLA Lari (FIN)

Goalkeepers

Team: SVK

| No. | Name | Gen |
|-----|-------------------|-----|
| 18 | LEPACEK Eduard | M |
| 21 | PASTUCHA Miroslav | M |

Team Line-ups

Team: SVK (White)

| No. | Pos. | Name | Gen |
|-----|------|-------------------|-----|
| 33 | D | HLINKA Michal +A | M |
| 66 | D | FERENCIK Slavomir | M |
| 11 | F | LIGDA Marian +A | M |
| 25 | F | JOPPA Martin +C | M |
| 98 | F | KORMAN David | M |
| 7 | F | STASAK Miroslav | M |
| 15 | F | GARBIAR Jozef | M |
| 44 | F | TURIC Robert | M |
| 45 | F | VECEREK Milos | M |

Head Coach: HRICKO Ivan

NOT DRESSED:

| | | | |
|----|---|-------------------|---|
| 4 | D | PUCHEIN Jan | M |
| 5 | F | HOZAKOVA Michaela | F |
| 17 | D | VARGA Richard | M |
| 30 | D | FOJTIK Erik | M |
| 85 | D | KARDOS Miroslav | M |

Team: JPN

| No. | Name | Gen |
|-----|--------------|-----|
| 38 | OKABE Manabu | M |
| 45 | HORIE Wataru | M |

Team: JPN (Black)

| No. | Pos. | Name | Gen |
|-----|------|---------------------|-----|
| 8 | D | ISHIKAWA Yudai +A | M |
| 24 | D | SUDO Satoru | M |
| 5 | F | NIITSU Kazuyoshi +A | M |
| 10 | F | ITO Itsuki | M |
| 23 | F | UKAI Shosei | M |
| 7 | D | MATSUSHITA Masahiro | M |
| 17 | F | MORISAKI Amu | M |
| 25 | F | MISAWA Eiji | M |
| 95 | F | KAWAHARA Yusei | M |
| 96 | F | KUMAGAI Masaharu +C | M |
| 3 | D | FUKUNISHI Akari | F |
| 11 | D | NASU Norihiko | M |
| 40 | D | SHIOYA Yoshihiro | M |
| 13 | F | YOSHIKAWA Mamoru | M |

Head Coach: NAKAKITA Kojin

NOT DRESSED:

| | | | |
|----|---|-------------------|---|
| 1 | F | KANEKO Mikio | M |
| 58 | F | NAKAMURA Shunsuke | M |

Legend:

| | | | | | | | |
|------------|-------------------|-----------|---------|------------|---------------|-------------|------------------|
| +A | Alternate Captain | +C | Captain | D | Defender | F | Female / Forward |
| Gen | Gender | M | Male | No. | Jersey number | Pos. | Position |



Graphical Line-ups

Schema grafico formazioni

SVK - JPN

Referee

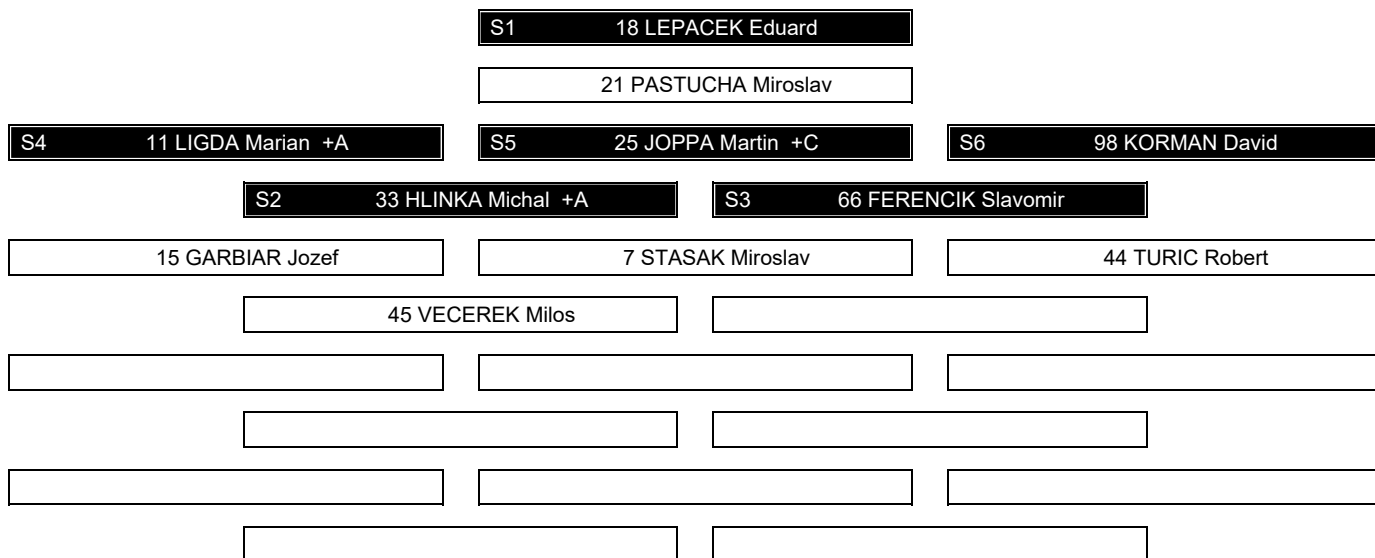
ESPOSITO Bobby (USA)

Linespersons

BLAZEK Pavel (CZE), NIITTYLA Lari (FIN)

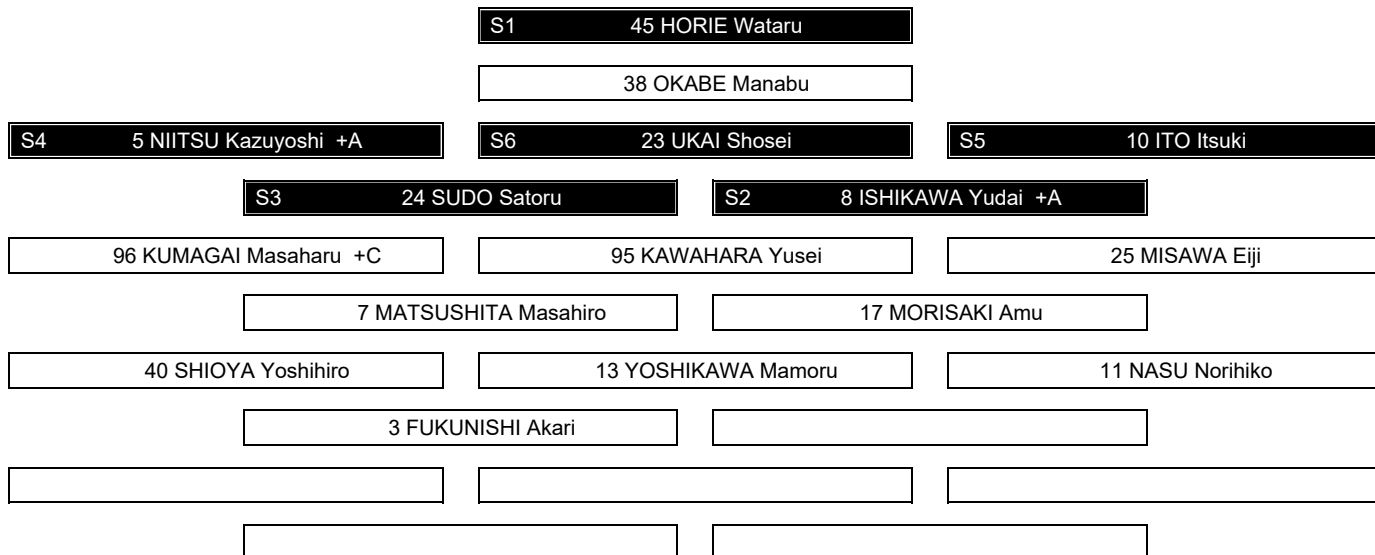
Team: SVK - Slovakia (White)

Head Coach: HRICKO Ivan



Team: JPN - Japan (Black)

Head Coach: NAKAKITA Kojin



Legend:

+A Alternate Captain

+C Captain

Sn

Starting position



Game Summary

Tabella riassuntiva partita

SVK - JPN 1 - 0 (0 - 0 , 0 - 0 , 1 - 0)

| Spectators | Referee | Linespersons |
|------------|----------------------|------------------------------------------|
| 2916 | ESPOSITO Bobby (USA) | BLAZEK Pavel (CZE) , NIITTYLA Lari (FIN) |

Team Statistics

| Period | Score | SVS | SOG | PIM | TPP | PPG | SHG |
|--------------|--------------|---------------|---------------|--------------|--------------------|--------------|--------------|
| 1 | 0 : 0 | 1 : 7 | 7 : 1 | 0 : 0 | 0:00 : 0:00 | 0 : 0 | 0 : 0 |
| 2 | 0 : 0 | 2 : 4 | 4 : 2 | 0 : 2 | 2:00 : 0:00 | 0 : 0 | 0 : 0 |
| 3 | 1 : 0 | 5 : 7 | 8 : 5 | 6 : 4 | 4:00 : 5:55 | 0 : 0 | 0 : 0 |
| Total | 1 : 0 | 8 : 18 | 19 : 8 | 6 : 6 | 6:00 : 5:55 | 0 : 0 | 0 : 0 |

1st Period

| Action | Time | ET/Res | Team | Type | No. | Name | (G) Name of Assistant(s) / Action Description |
|--------|-------|--------|------|------|-----|-----------|-----------------------------------------------|
| GK | 00:00 | | SVK | | 18 | LEPACEK E | - Goalkeeper in |
| GK | 00:00 | | JPN | | 45 | HORIE W | - Goalkeeper in |

No game actions in this period

2nd Period

| Action | Time | ET/Res | Team | Type | No. | Name | (G) Name of Assistant(s) / Action Description |
|---------|-------|--------|------|--------|-----|-----------|-----------------------------------------------|
| Penalty | 16:52 | 18:52 | JPN | 2 min. | 96 | KUMAGAI M | - Tripping |

3rd Period

| Action | Time | ET/Res | Team | Type | No. | Name | (G) Name of Assistant(s) / Action Description |
|-------------|--------------|--------------|------------|-----------|-----------|----------------|---------------------------------------------------------|
| Penalty | 30:47 | 32:47 | JPN | 2 min. | 24 | SUDO S | - Teeing |
| Penalty | 34:39 | 36:39 | SVK | 2 min. | 11 | LIGDA M | - Tripping |
| Penalty | 37:05 | 39:05 | SVK | 2 min. | 98 | KORMAN D | - Holding |
| Time-out | 37:05 | | JPN | | | | |
| Penalty | 39:00 | 41:00 | SVK | 2 min. | 25 | JOPPA M | - Holding |
| Penalty | 41:11 | 43:11 | JPN | 2 min. | 17 | MORISAKI A | - Teeing |
| Goal | 43:29 | 1 : 0 | SVK | EQ | 25 | JOPPA M | (4) On Ice SVK 18 11 25 33 45 98 JPN 45 5 8 17 24 96 |
| GK | 45:00 | | SVK | | | | 18 LEPACEK E - Goalkeeper out |
| GK | 45:00 | | JPN | | | | 45 HORIE W - Goalkeeper out |

Goalkeeper Records

Team : SVK - Slovakia

| No. | Name | SOG | SVS | MIP |
|-----|-------------------|-----|-----|-------|
| 18 | LEPACEK Eduard | 8 | 8 | 45:00 |
| 21 | PASTUCHA Miroslav | | | |

Team : JPN - Japan

| No. | Name | SOG | SVS | MIP |
|-----|--------------|-----|-----|-------|
| 45 | HORIE Wataru | 19 | 18 | 45:00 |
| 38 | OKABE Manabu | | | |

Game Statistics

Team : SVK (White)

Head Coach : HRICKO Ivan

| No. | Pos. | Name | Gen | G | A | P | PIM | FO+ | FO- | FO+/- | FO% | Shots on Goal | | | | +/- | Time on Ice | | | | | | |
|--------------|------|-------------------|-----|---|----------|----------|----------|----------|-----------|-----------|----------|---------------|----------|----------|----------|-----------|-------------|-------|-------|-------|-------|-----|------|
| | | | | | | | | | | | | 1 | 2 | 3 | OTTS | | 1 | 2 | 3 | OT | TOT | SHF | AVG |
| 11 | F | LIGDA Marian | +A | M | 0 | 0 | 0 | 2 | 14 | 9 | 5 | 60.87 | 0 | 0 | 0 | 0 | +1 | 10:07 | 11:12 | 13:00 | 34:19 | 10 | 3:25 |
| 25 | F | JOPPA Martin | +C | M | 1 | 0 | 1 | 2 | 3 | 4 | -1 | 42.86 | 3 | 3 | 5 | 11 | +1 | 14:43 | 15:00 | 13:01 | 42:44 | 5 | 8:32 |
| 33 | D | HLINKA Michal | +A | M | 0 | 0 | 0 | 0 | 0 | 0 | 0 | 0.00 | 0 | 0 | 0 | 0 | +1 | 9:35 | 9:58 | 3:58 | 23:31 | 13 | 1:48 |
| 66 | D | FERENCIK Slavomir | | M | 0 | 0 | 0 | 0 | 4 | 5 | -1 | 44.44 | 0 | 0 | 0 | 0 | 0 | 8:56 | 6:18 | 7:27 | 22:41 | 11 | 2:03 |
| 98 | F | KORMAN David | | M | 0 | 0 | 0 | 2 | 0 | 0 | 0 | 0.00 | 2 | 0 | 2 | 4 | +1 | 13:27 | 13:47 | 13:01 | 40:15 | 7 | 5:45 |
| 7 | F | STASAK Miroslav | | M | 0 | 0 | 0 | 0 | 0 | 0 | 0 | 0.00 | 1 | 0 | 0 | 1 | 0 | 4:51 | 3:48 | 3:42 | 12:21 | 6 | 2:03 |
| 15 | F | GARBIAR Jozef | | M | 0 | 0 | 0 | 0 | 0 | 0 | 0 | 0.00 | 0 | 0 | 0 | 0 | 0 | 0:05 | 0:00 | 0:00 | 0:05 | 1 | 0:05 |
| 44 | F | TURIC Robert | | M | 0 | 0 | 0 | 0 | 0 | 0 | 0 | 0.00 | 0 | 0 | 0 | 0 | 0 | 1:33 | 1:13 | 0:00 | 2:46 | 3 | 0:55 |
| 45 | F | VECEREK Milos | | M | 0 | 0 | 0 | 0 | 0 | 1 | -1 | 0.00 | 1 | 1 | 1 | 3 | +1 | 11:43 | 13:44 | 14:53 | 40:20 | 8 | 5:02 |
| 18 | GK | LEPACEK Eduard | | M | 0 | 0 | 0 | 0 | | | | | 0 | 0 | 0 | 0 | | | | | | | |
| 21 | GK | PASTUCHA Miroslav | | M | 0 | 0 | 0 | 0 | | | | | 0 | 0 | 0 | 0 | | | | | | | |
| Total | | | | | 1 | 0 | 1 | 6 | 21 | 19 | 2 | 52.50 | 7 | 4 | 8 | 19 | | | | | | | |



Team : JPN (Black)

Head Coach : NAKAKITA Kojin

| No. | Pos. | Name | Gen | G | A | P | PIM | FO+ | FO- | FO+/- | FO% | Shots on Goal | | | | +/- | Time on Ice | | | TOT | SHF | AVG |
|--------------|------|---------------------|-----|----------|----------|----------|----------|-----------|-----------|-----------|--------------|---------------|----------|----------|----------|-----|-------------|-------|-------|-------|-----|------|
| | | | | | | | | | | | | 1 | 2 | 3 | OT | | 1 | 2 | 3 | | | |
| 5 | F | NIITSU Kazuyoshi +A | M | 0 | 0 | 0 | 0 | 0 | 1 | -1 | 0.00 | 1 | 0 | 0 | 1 | -1 | 8:43 | 6:00 | 1:07 | 15:50 | 10 | 1:35 |
| 8 | D | ISHIKAWA Yudai +A | M | 0 | 0 | 0 | 0 | 0 | 0 | 0 | 0.00 | 0 | 0 | 3 | 3 | -1 | 9:29 | 9:51 | 10:09 | 29:29 | 14 | 2:06 |
| 10 | F | ITO Itsuki | M | 0 | 0 | 0 | 0 | 0 | 0 | 0 | 0.00 | 0 | 1 | 0 | 1 | 0 | 6:42 | 9:55 | 13:53 | 30:30 | 12 | 2:32 |
| 23 | F | UKAI Shosei | M | 0 | 0 | 0 | 0 | 12 | 13 | -1 | 48.00 | 0 | 1 | 1 | 2 | 0 | 6:37 | 11:30 | 13:53 | 32:00 | 13 | 2:27 |
| 24 | D | SUDO Satoru | M | 0 | 0 | 0 | 2 | 0 | 0 | 0 | 0.00 | 0 | 0 | 1 | 1 | -1 | 9:46 | 9:51 | 12:35 | 32:12 | 12 | 2:41 |
| 7 | D | MATSUSHITA Masahiro | M | 0 | 0 | 0 | 0 | 0 | 0 | 0 | 0.00 | 0 | 0 | 0 | 0 | 0 | 4:51 | 5:09 | 4:51 | 14:51 | 12 | 1:14 |
| 17 | F | MORISAKI Amu | M | 0 | 0 | 0 | 2 | 0 | 0 | 0 | 0.00 | 0 | 0 | 0 | 0 | -1 | 5:54 | 5:09 | 4:32 | 15:35 | 12 | 1:17 |
| 25 | F | MISAWA Eiji | M | 0 | 0 | 0 | 0 | 1 | 0 | 1 | 100.00 | 0 | 0 | 0 | 0 | 0 | 2:22 | 3:27 | 0:24 | 6:13 | 7 | 0:53 |
| 95 | F | KAWAHARA Yusei | M | 0 | 0 | 0 | 0 | 2 | 1 | 1 | 66.67 | 0 | 0 | 0 | 0 | 0 | 6:16 | 1:49 | 0:24 | 8:29 | 6 | 1:24 |
| 96 | F | KUMAGAI Masaharu +C | M | 0 | 0 | 0 | 2 | 0 | 2 | -2 | 0.00 | 0 | 0 | 0 | 0 | -1 | 5:21 | 5:19 | 9:09 | 19:49 | 12 | 1:39 |
| 3 | D | FUKUNISHI Akari | F | 0 | 0 | 0 | 0 | 0 | 0 | 0 | 0.00 | 0 | 0 | 0 | 0 | 0 | 0:00 | 0:00 | 0:00 | 0:00 | 0 | 0:00 |
| 11 | D | NASU Norihiko | M | 0 | 0 | 0 | 0 | 0 | 0 | 0 | 0.00 | 0 | 0 | 0 | 0 | 0 | 1:47 | 1:41 | 0:00 | 3:28 | 3 | 1:09 |
| 13 | F | YOSHIKAWA Mamoru | M | 0 | 0 | 0 | 0 | 4 | 4 | 0 | 50.00 | 0 | 0 | 0 | 0 | 0 | 3:45 | 1:53 | 0:00 | 5:38 | 4 | 1:24 |
| 40 | D | SHIOYA Yoshihiro | M | 0 | 0 | 0 | 0 | 0 | 0 | 0 | 0.00 | 0 | 0 | 0 | 0 | 0 | 3:27 | 1:26 | 0:00 | 4:53 | 4 | 1:13 |
| 38 | GK | OKABE Manabu | M | 0 | 0 | 0 | 0 | | | | | 0 | 0 | 0 | 0 | | | | | | | |
| 45 | GK | HORIE Wataru | M | 0 | 0 | 0 | 0 | | | | | 0 | 0 | 0 | 0 | | | | | | | |
| Total | | | | 0 | 0 | 0 | 6 | 19 | 21 | -2 | 47.50 | 1 | 2 | 5 | 8 | | | | | | | |

Legend:

| | | | | | | | |
|---------------|---------------------------------|--------------|-----------------------------|------------|----------------------|-------------|----------------|
| (G) | Goals in tournament | +/- | Plus/minus net | +A | Alternate Captain | +C | Captain |
| A | Assists | AVG | Average time on ice / shift | D | Defender | EQ | Equal strength |
| ET/Res | Penalty end time/Result of game | F | Female / Forward | FO% | % Face-offs won | FO+ | Face-offs won |
| FO- | Face-offs lost | FO+/- | Face-offs net | G | Goals | Gen | Gender |
| GK | Goalkeeper | M | Male | MIP | Minutes in play (GK) | No. | Jersey number |
| OT | Overtime | P | Points | PIM | Penalties in minutes | Pos. | Position |
| PPG | Power play goals | SHF | Number of shifts | SHG | Shorthanded goals | SOG | Shots on goal |
| SVS | Saves | TOT | Total | TPP | Time on power play | TS | Total shots |



Shot Chart
Tabella azioni di tiro

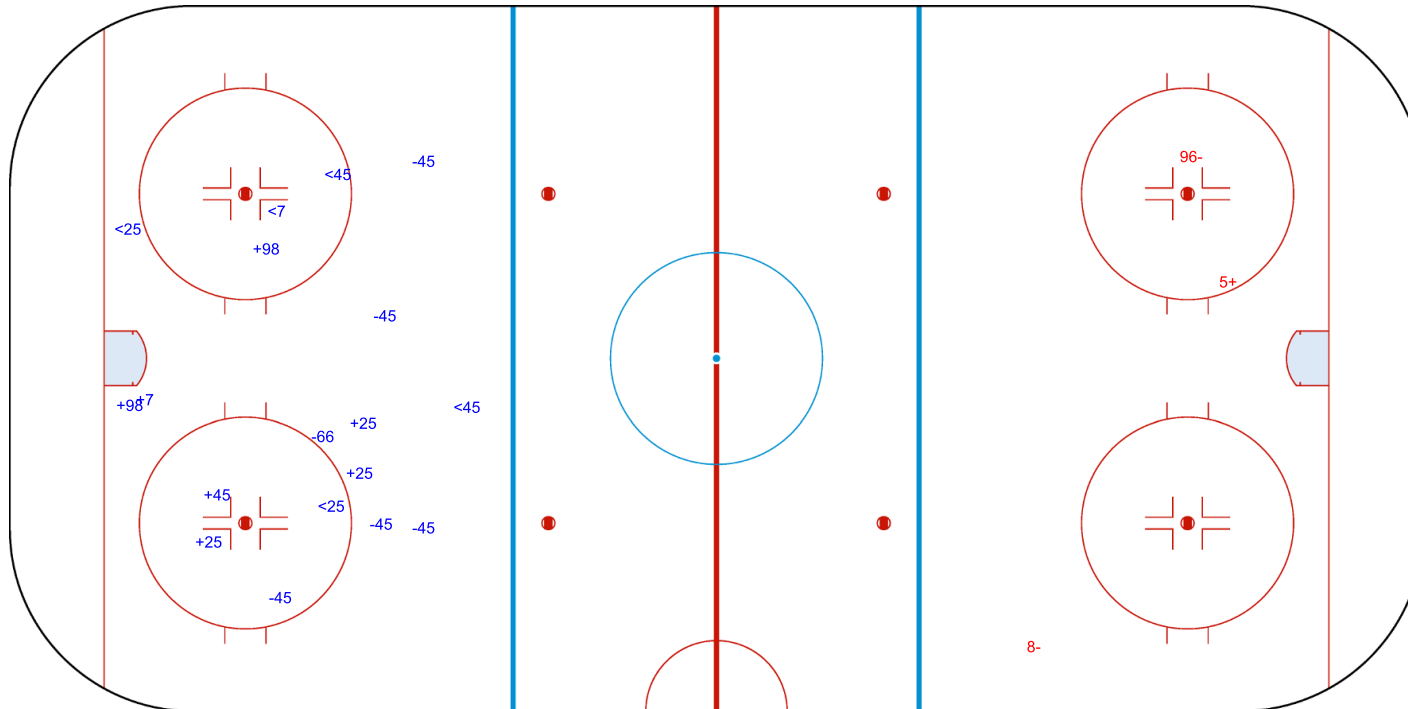
SVK - JPN



Shots by SVK
Goal (o): 0
Block (<): 5
Save (+): 7
Miss (-): 6



GK 45 of JPN



Shots by JPN
Goal (o): 0
Block (>): 0
Save (+): 1
Miss (-): 2



GK 18 of SVK



Shots by JPN

Goal (o): 0

Block (<): 0

Save (+): 2

Miss (-): 2



GK 18 of SVK



2nd Period



Shots by SVK

Goal (o): 0

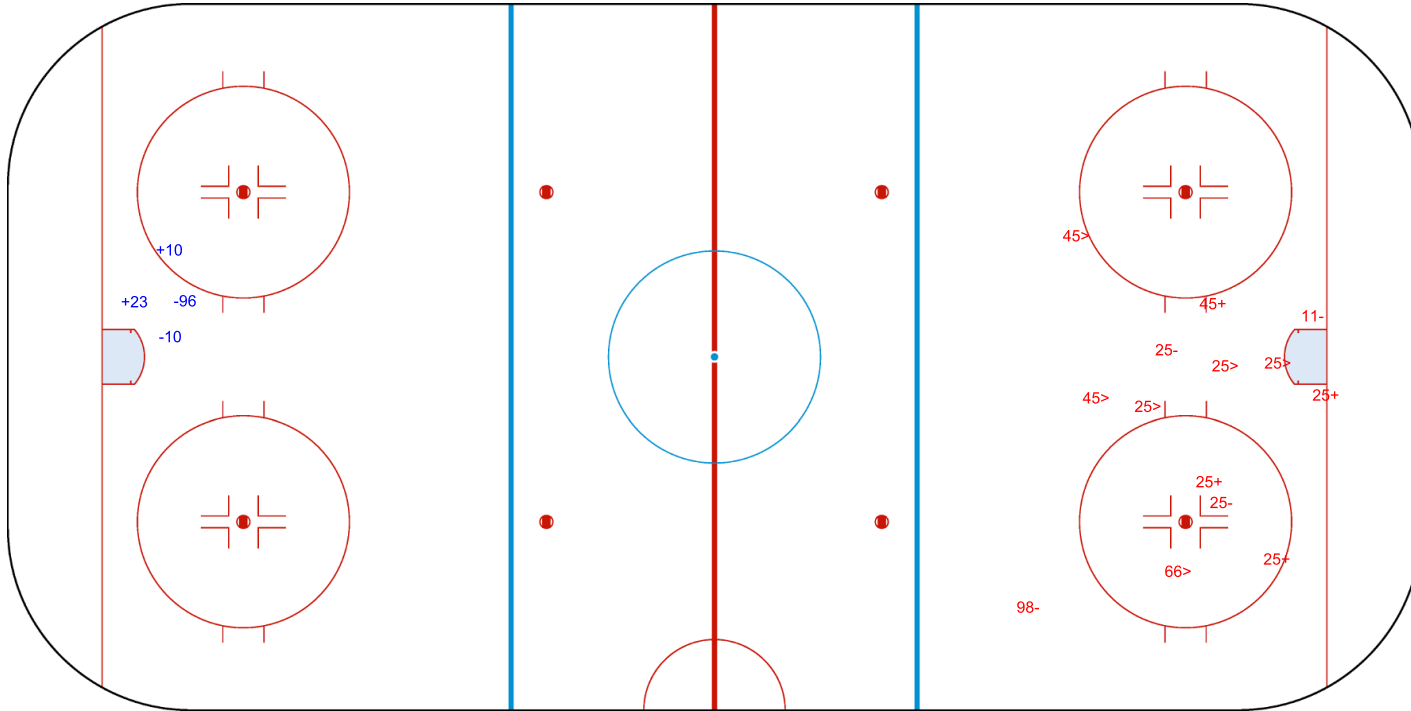
Block (>): 6

Save (+): 4

Miss (-): 4



GK 45 of JPN





Shots by SVK

Goal (o): 1 Save (+): 7
Block (<): 1 Miss (-): 6



GK 45 of JPN



3rd Period

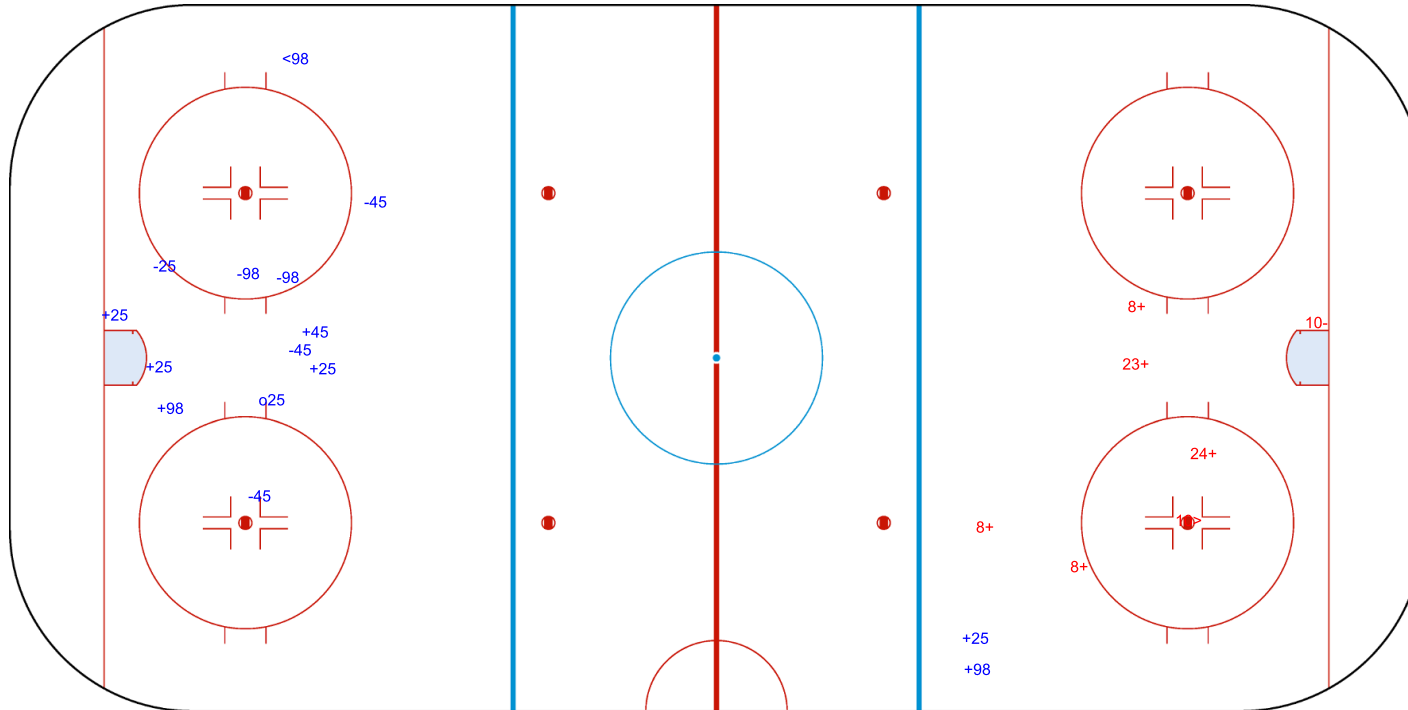


Shots by JPN

Goal (o): 0 Save (+): 5
Block (>): 1 Miss (-): 1



GK 18 of SVK



Legend: GK Goalkeeper



Face-off Chart

Tabella ingaggi

SVK - JPN

1st PERIOD

| | SVK | | JPN | | SVK | | JPN | | |
|---------------------|-----------|-----------|--------------|--------------|-----------|-----------|-----------|-----------|-------------------------|
| | Def. zone | Att. zone | Neutral zone | Neutral zone | Att. zone | Def. zone | Def. zone | Att. zone | |
| | + 25 | - 23 | - 25 | + 13 | - 66 | + 23 | | | Total wins all zones |
| | - 25 | + 95 | | | + 25 | - 23 | | | |
| | | | | | - 66 | + 95 | | | |
| | | | | | - 66 | + 13 | | | |
| | | | | | + 11 | - 13 | | | |
| | | | | | - 11 | + 13 | | | |
| | | | | | + 66 | - 13 | | | |
| | | | | | + 66 | - 13 | | | |
| | | | | | + 11 | - 13 | | | |
| | | | | | - 11 | + 23 | | | |
| | | | | | + 11 | - 23 | | | |
| | | | | | + 11 | - 23 | | | |
| Total wins / period | 1 / 50% | 1 / 50% | 0 / 0% | 1 / 100% | 7 / 58% | 5 / 42% | 8 / 53% | 7 / 47% | |

2nd PERIOD

| | SVK | | JPN | | SVK | | JPN | | |
|---------------------|-----------|-----------|--------------|--------------|-----------|-----------|-----------|-----------|-------------------------|
| | Def. zone | Att. zone | Neutral zone | Neutral zone | Att. zone | Def. zone | Def. zone | Att. zone | |
| | - 25 | + 25 | - 45 | + 23 | - 25 | + 23 | | | Total wins all zones |
| | + 25 | - 23 | - 11 | + 23 | + 11 | - 23 | | | |
| | | | - 11 | + 23 | - 66 | + 13 | | | |
| | | | - 11 | + 23 | - 66 | + 23 | | | |
| | | | + 11 | - 95 | | | | | |
| | | | - 11 | + 23 | | | | | |
| | | | | | | | | | |
| Total wins / period | 1 / 50% | 1 / 50% | 1 / 17% | 5 / 83% | 1 / 25% | 3 / 75% | 3 / 25% | 9 / 75% | |

3rd PERIOD

| | SVK | | JPN | | SVK | | JPN | | |
|---------------------|-----------|-----------|--------------|--------------|-----------|-----------|-----------|-----------|-------------------------|
| | Def. zone | Att. zone | Neutral zone | Neutral zone | Att. zone | Def. zone | Def. zone | Att. zone | |
| | + 66 | - 23 | + 11 | - 23 | + 11 | - 23 | | | Total wins all zones |
| | - 11 | + 23 | + 11 | - 23 | + 11 | - 23 | | | |
| | - 11 | + 23 | + 11 | - 23 | + 11 | - 96 | | | |
| | + 66 | - 5 | | | - 11 | + 23 | | | |
| | | | | | + 11 | - 23 | | | |
| | | | | | + 11 | - 96 | | | |
| Total wins / period | 2 / 50% | 2 / 50% | 3 / 100% | 0 / 0% | 5 / 83% | 1 / 17% | 10 / 77% | 3 / 23% | |

TOTAL

| | SVK | | JPN | | SVK | | JPN | | |
|-------------------|-----------|-----------|--------------|--------------|-----------|-----------|-----------|-----------|--|
| | Def. zone | Att. zone | Neutral zone | Neutral zone | Att. zone | Def. zone | Def. zone | Att. zone | |
| Total wins / game | 4 / 50% | 4 / 50% | 4 / 40% | 6 / 60% | 13 / 59% | 9 / 41% | 21 / 53% | 19 / 47% | |



HEAD TO HEAD

| | | JPN | | | | | | | | | |
|-----------------|-------------|-----------|-----------|-----------|-----------|---------|-----------|-----------|-----------|----------|-----------|
| No. | 5 | 13 | 23 | 25 | 95 | 96 | Tot. | wins SVK | Dz | Nz | Az |
| SVK | 11 | 2 - 1 | 9 - 8 | | 1 - 0 | 2 - 0 | 23 | 14 61% | 0 0% | 4 50% | 10 77% |
| | 25 | 0 - 1 | 3 - 1 | 0 - 1 | 0 - 1 | | 7 | 3 43% | 2 50% | 0 0% | 1 50% |
| | 45 | | 0 - 1 | | | | 1 | 0 0% | | 0 0% | |
| | 66 | 1 - 0 | 2 - 2 | 1 - 2 | | 0 - 1 | 9 | 4 44% | 2 100% | | 2 29% |
| | Tot. | 1 | 8 | 25 | 1 | 3 | 2 | 40 | 21 53% | 4 50% | 4 40% |
| wins JPN | 0 0% | 4 50% | 12 48% | 1 100% | 2 67% | 0 0% | 19 47% | | | | |
| Dz | | 3 43% | 5 42% | | 1 100% | 0 0% | 9 41% | | | | |
| Nz | | 1 100% | 5 63% | | 0 0% | | 6 60% | | | | |
| Az | 0 0% | | 2 40% | 1 100% | 1 100% | | 4 50% | | | | |

Legend:

| | | | | | | | |
|-------------|---------------|-----------|----------------|-------------|------------------------|-----------|----------------|
| Att. | Attacking | Az | Attacking zone | Def. | Defending | Dz | Defending zone |
| No. | Jersey number | Nz | Neutral zone | Tot. | Total face-offs played | | |



Line-Ups

Formazioni

ITA - GER

Referee

FERGENBAUM Matthew (CAN)

Goalkeepers

Team: ITA

| No. | Name | Gen |
|-----|--------------------|-----|
| 1 | STILLITANO Santino | M |
| 82 | KASSLATTER Julian | M |

Team Line-ups

Team: ITA (Blue)

| No. | Pos. | Name | Gen |
|-----|------|------------------------|-----|
| 2 | D | ENDERLE Alex | M |
| 15 | D | LANDEROS Nikko | M |
| 3 | F | ROSA Gianluigi +C | M |
| 11 | F | LARCH Nils | M |
| 62 | F | DEPAOLI Christoph +A | M |
| 18 | D | MACRI Andrea +A | M |
| 26 | D | ANTOCHI Eusebiu | M |
| 9 | F | KALEGARIS Sandro | M |
| 10 | F | KAFMANN Stephan | M |
| 27 | F | ANDREONI Alessandro | M |
| 4 | F | REMOTTI MARNINI Matteo | M |
| 8 | F | RADICE Roberto | M |
| 25 | F | TORELLA Francesco | M |

Head Coach: BIANCHI Mirko

NOT DRESSED:

| | | | |
|----|---|---------------------|---|
| 6 | D | CAVALIERE Gian Luca | M |
| 74 | D | ARAUDO Gabriele | M |

Linespersons

FAZEKAS Tibor (SRB), HERMANSEN OSWOLD Marius (NOR)

Team: GER

| No. | Name | Gen |
|-----|----------------|-----|
| 22 | MUEHLHANS Veit | M |
| 47 | KUNST Simon | M |

Team: GER (White)

| No. | Pos. | Name | Gen |
|-----|------|--------------------------|-----|
| 6 | D | RAEDLER Hugo | M |
| 55 | D | STUMPE Sven | M |
| 3 | F | DISVELD Bas | M |
| 8 | F | RENNHACK Frank +A | M |
| 43 | F | HERING Bernhard | M |
| 33 | D | KUHLI-LAUENSTEIN Ingo +A | M |
| 44 | D | BRELAGE Malte +C | M |
| 7 | F | REIMANN Leopold | M |
| 27 | F | MALCHIN Marcel Nicolas | M |
| 97 | F | SCHRADER Felix | M |
| 12 | F | JASTER Christian | M |
| 14 | F | BUSSMANN Jano | M |
| 77 | F | WEDDE Joerg | M |

Head Coach: WILLMANN Peter

NOT DRESSED:

| | | | |
|----|---|----------------|---|
| 21 | D | BETZ Steven | M |
| 83 | D | PILZ Christian | M |

Legend:

| | | | | | | | |
|------------|-------------------|-----------|---------|------------|---------------|-------------|----------|
| +A | Alternate Captain | +C | Captain | D | Defender | F | Forward |
| Gen | Gender | M | Male | No. | Jersey number | Pos. | Position |



Graphical Line-ups

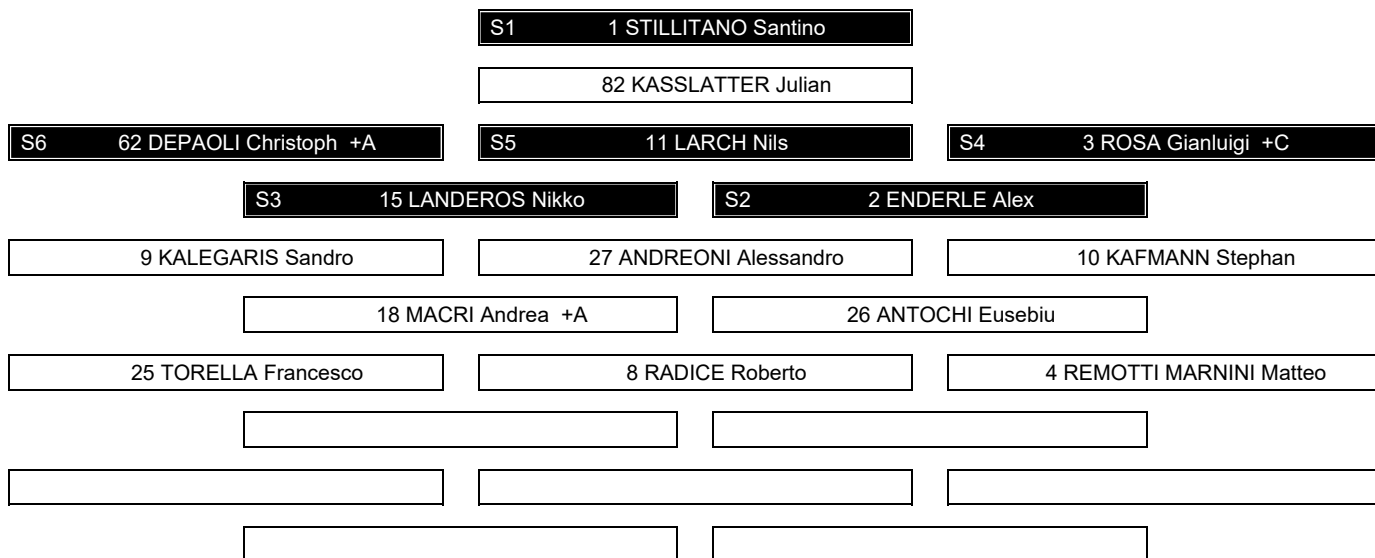
Schema grafico formazioni

ITA - GER

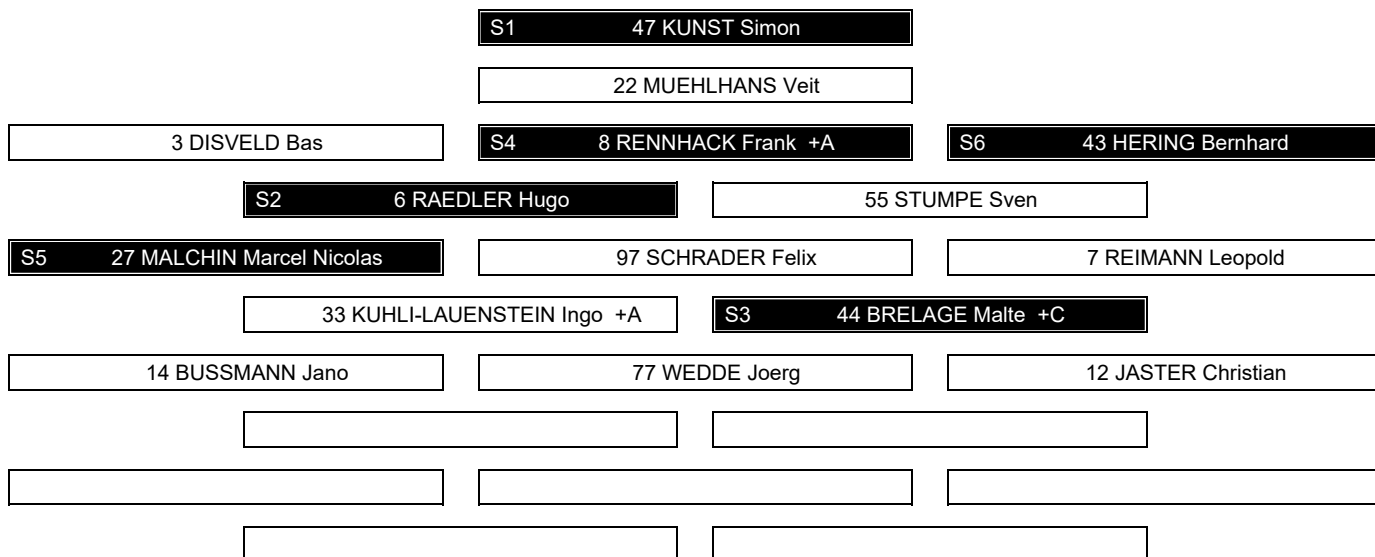
Referee
FERGENBAUM Matthew (CAN)

Linespersons
FAZEKAS Tibor (SRB), HERMANSEN OSWOLD Marius (NOR)

Team: ITA - Italy (Blue) **Head Coach:** BIANCHI Mirko



Team: GER - Germany (White) **Head Coach:** WILLMANN Peter



Legend:

+A Alternate Captain +C Captain Sn Starting position



Game Summary

Tabella riassuntiva partita

ITA - GER 5 - 2 (0 - 1 , 2 - 1 , 3 - 0)

| Spectators | Referee | Linespersons |
|------------|--------------------------|-----------------------------------------------------|
| 6495 | FERGENBAUM Matthew (CAN) | FAZEKAS Tibor (SRB) , HERMANSEN OSWOLD Marius (NOR) |

Team Statistics

| Period | Score | SVS | SOG | PIM | TPP | PPG | SHG |
|--------------|--------------|---------------|----------------|----------------|--------------------|--------------|--------------|
| 1 | 0 : 1 | 3 : 8 | 8 : 4 | 2 : 4 | 2:46 : 1:59 | 0 : 1 | 0 : 0 |
| 2 | 2 : 1 | 1 : 9 | 11 : 2 | 0 : 6 | 4:46 : 0:00 | 1 : 0 | 0 : 0 |
| 3 | 3 : 0 | 5 : 3 | 6 : 5 | 16 : 14 | 0:18 : 2:00 | 0 : 0 | 0 : 0 |
| Total | 5 : 2 | 9 : 20 | 25 : 11 | 18 : 24 | 7:50 : 3:59 | 1 : 1 | 0 : 0 |

1st Period

| Action | Time | ET/Res | Team | Type | No. | Name | (G) | Name of Assistant(s) / Action Description |
|-------------|--------------|--------------|------------|------------|-----------|-----------------|-----|----------------------------------------------------------------------------------|
| GK | 00:00 | | GER | | 47 | KUNST S | | - Goalkeeper in |
| GK | 00:00 | | ITA | | 1 | STILLITANO S | | - Goalkeeper in |
| Penalty | 03:48 | 05:48 | GER | 2 min. | 3 | DISVELD B | | - Roughing |
| Penalty | 04:34 | 06:34 | GER | 2 min. | 43 | HERING B | | - Holding |
| Penalty | 07:10 | 09:09 | ITA | 2 min. | 18 | MACRI A | | - High Sticking |
| Goal | 09:09 | 0 : 1 | GER | PP1 | 43 | HERING B | (1) | 97 SCHRADER F 6 RAEDLER H On Ice ITA 1 2 11 15 62 GER 47 6 8 33 43 97 * |

2nd Period

| Action | Time | ET/Res | Team | Type | No. | Name | (G) | Name of Assistant(s) / Action Description |
|-------------|--------------|--------------|------------|------------|-----------|--------------------|-----|------------------------------------------------------------------------------|
| Goal | 17:54 | 1 : 1 | ITA | EQ | 15 | LANDEROS N | (6) | 2 ENDERLE A 3 ROSA G On Ice ITA 1 2 3 11 15 27 GER 47 3 14 33 55 77 |
| Goal | 21:08 | 1 : 2 | GER | EQ | 43 | HERING B | (2) | On Ice ITA 1 3 11 15 26 62 GER 47 3 7 33 43 44 |
| Penalty | 21:08 | 23:08 | GER | 2 min. | 43 | HERING B | | - Hooking |
| Penalty | 25:52 | 26:56 | GER | 2 min. | 27 | MALCHIN MN | | - Teeing |
| Goal | 26:56 | 2 : 2 | ITA | PP1 | 62 | DEPAOLI C | (2) | 3 ROSA G On Ice ITA 1 3 9 11 15 62 GER 47 3 6 7 44 * |
| Penalty | 28:18 | 30:18 | GER | 2 min. | 33 | KUHLI-LAUENSTEIN I | | - Interference |

3rd Period

| Action | Time | ET/Res | Team | Type | No. | Name | (G) | Name of Assistant(s) / Action Description |
|-------------|--------------|--------------|------------|-----------|-----------|-------------------|-----|---------------------------------------------------------------------------------|
| Penalty | 34:03 | 36:03 | ITA | 2 min. | 26 | ANTOCHI E | | - Interference |
| Goal | 37:05 | 3 : 2 | ITA | EQ | 15 | LANDEROS N | (7) | 62 DEPAOLI C 3 ROSA G On Ice ITA 1 3 11 15 18 62 GER 47 3 14 33 43 55 |
| Goal | 38:05 | 4 : 2 | ITA | EQ | 3 | ROSA G | (1) | 18 MACRI A 9 KALEGARIS S On Ice ITA 1 3 9 10 15 18 GER 47 3 6 7 14 44 |
| Penalty | 38:36 | 40:36 | GER | 2 min. | 97 | SCHRADER F | | - High Sticking |
| Penalty | 38:36 | 40:36 | ITA | 2 min. | 15 | LANDEROS N | | - Roughing |
| Penalty | 41:33 | 43:33 | GER | 2 min. | 44 | BRELAGE M | | - Slashing |
| Penalty | 41:33 | 43:33 | ITA | 2 min. | 9 | KALEGARIS S | | - High Sticking |
| Penalty | 41:33 | 45:00 | GER | 10 min. | 44 | BRELAGE M | | - Unsportsmanlike Conduct / start serving at 43:33 |
| Penalty | 41:33 | 45:00 | ITA | 10 min. | 9 | KALEGARIS S | | - Unsportsmanlike Conduct / start serving at 43:33 |
| Goal | 42:53 | 5 : 2 | ITA | EQ | 3 | ROSA G | (2) | 11 LARCH N 18 MACRI A On Ice ITA 3 10 11 15 18 62 GER 47 6 14 55 77 97 |
| GK | 45:00 | | ITA | | | | | 1 STILLITANO S - Goalkeeper out |
| GK | 45:00 | | GER | | | | | 47 KUNST S - Goalkeeper out |

Goalkeeper Records

Team : ITA - Italy

| No. | Name | SOG | SVS | MIP |
|-----|--------------------|-----|-----|-------|
| 1 | STILLITANO Santino | 11 | 9 | 45:00 |
| 82 | KASSLATTER Julian | | | |

Team : GER - Germany

| No. | Name | SOG | SVS | MIP |
|-----|----------------|-----|-----|-------|
| 47 | KUNST Simon | 25 | 20 | 45:00 |
| 22 | MUEHLHANS Veit | | | |

Game Statistics



Team : ITA (Blue)

Head Coach : BIANCHI Mirko

| No. | Pos. | Name | Gen | G | A | P | PIM | FO+ | FO- | FO+/- | FO% | Shots on Goal | | | | +/- | Time on Ice | | | OT | TOT | SHF | AVG |
|--------------|------|------------------------|-----|----------|----------|-----------|-----------|-----------|-----------|-----------|--------------|---------------|-----------|----------|-----------|-----|-------------|-------|-------|-------|-----|-------|-----|
| | | | | | | | | | | | | 1 | 2 | 3 | OTTS | | 1 | 2 | 3 | | | | |
| 2 | D | ENDERLE Alex | M | 0 | 1 | 1 | 0 | 0 | 0 | 0 | 0.00 | 0 | 0 | 0 | 0 | +1 | 5:20 | 5:51 | 9:08 | 20:19 | 10 | 2:01 | |
| 3 | F | ROSA Gianluigi +C | M | 2 | 3 | 5 | 0 | 2 | 2 | 0 | 50.00 | 2 | 4 | 3 | 9 | +3 | 8:47 | 10:40 | 7:00 | 26:27 | 12 | 2:12 | |
| 11 | F | LARCH Nils | M | 0 | 1 | 1 | 0 | 11 | 3 | 8 | 78.57 | 1 | 0 | 0 | 1 | +2 | 11:08 | 10:22 | 7:20 | 28:50 | 12 | 2:24 | |
| 15 | D | LANDEROS Nikko | M | 2 | 0 | 2 | 2 | 0 | 0 | 0 | 0.00 | 1 | 3 | 2 | 6 | +3 | 15:00 | 15:00 | 13:01 | 43:01 | 4 | 10:45 | |
| 62 | F | DEPAOLI Christoph +A | M | 1 | 1 | 2 | 0 | 2 | 1 | 1 | 66.67 | 2 | 3 | 0 | 5 | +1 | 10:06 | 10:27 | 7:25 | 27:58 | 12 | 2:19 | |
| 9 | F | KALEGARIS Sandro | M | 0 | 1 | 1 | 12 | 10 | 4 | 6 | 71.43 | 1 | 1 | 0 | 2 | +1 | 7:33 | 8:40 | 4:24 | 20:37 | 11 | 1:52 | |
| 10 | F | KAFMANN Stephan | M | 0 | 0 | 0 | 0 | 0 | 0 | 0 | 0.00 | 1 | 0 | 0 | 1 | +2 | 4:48 | 4:20 | 5:47 | 14:55 | 12 | 1:14 | |
| 18 | D | MACRI Andrea +A | M | 0 | 2 | 2 | 2 | 0 | 0 | 0 | 0.00 | 0 | 0 | 0 | 0 | +3 | 6:19 | 3:34 | 6:03 | 15:56 | 11 | 1:26 | |
| 26 | D | ANTOCHI Eusebiu | M | 0 | 0 | 0 | 2 | 0 | 0 | 0 | 0.00 | 0 | 0 | 0 | 0 | -1 | 1:00 | 1:33 | 1:05 | 3:38 | 5 | 0:43 | |
| 27 | F | ANDREONI Alessandro | M | 0 | 0 | 0 | 0 | 4 | 5 | -1 | 44.44 | 0 | 0 | 1 | 1 | +1 | 2:48 | 4:33 | 2:53 | 10:14 | 7 | 1:27 | |
| 4 | F | REMOTTI MARNINI Matteo | M | 0 | 0 | 0 | 0 | 0 | 0 | 0 | 0.00 | 0 | 0 | 0 | 0 | 0 | 0:00 | 0:00 | 2:07 | 2:07 | 1 | 2:07 | |
| 8 | F | RADICE Roberto | M | 0 | 0 | 0 | 0 | 0 | 2 | -2 | 0.00 | 0 | 0 | 0 | 0 | 0 | 0:20 | 0:00 | 3:01 | 3:21 | 3 | 1:07 | |
| 25 | F | TORELLA Francesco | M | 0 | 0 | 0 | 0 | 0 | 0 | 0 | 0.00 | 0 | 0 | 0 | 0 | 0 | 0:00 | 0:00 | 2:07 | 2:07 | 1 | 2:07 | |
| 1 | GK | STILLITANO Santino | M | 0 | 0 | 0 | 0 | | | | | 0 | 0 | 0 | 0 | | | | | | | | |
| 82 | GK | KASSLATTER Julian | M | 0 | 0 | 0 | 0 | | | | | 0 | 0 | 0 | 0 | | | | | | | | |
| Total | | | | 5 | 9 | 14 | 18 | 29 | 17 | 12 | 63.04 | 8 | 11 | 6 | 25 | | | | | | | | |

Team : GER (White)

Head Coach : WILLMANN Peter

| No. | Pos. | Name | Gen | G | A | P | PIM | FO+ | FO- | FO+/- | FO% | Shots on Goal | | | | +/- | Time on Ice | | | OT | TOT | SHF | AVG |
|--------------|------|--------------------------|-----|----------|----------|----------|-----------|-----------|-----------|------------|--------------|---------------|----------|----------|-----------|-----|-------------|-------|------|-------|-----|------|-----|
| | | | | | | | | | | | | 1 | 2 | 3 | OTTS | | 1 | 2 | 3 | | | | |
| 3 | F | DISVELD Bas | M | 0 | 0 | 0 | 2 | 4 | 5 | -1 | 44.44 | 1 | 0 | 0 | 1 | -2 | 6:04 | 4:54 | 4:33 | 15:31 | 16 | 0:58 | |
| 6 | D | RAEDLER Hugo | M | 0 | 1 | 1 | 0 | 0 | 0 | 0 | 0.00 | 0 | 0 | 0 | 0 | -2 | 7:24 | 8:32 | 6:51 | 22:47 | 19 | 1:11 | |
| 8 | F | RENNHACK Frank +A | M | 0 | 0 | 0 | 0 | 0 | 1 | -1 | 0.00 | 0 | 0 | 0 | 0 | 0 | 5:41 | 8:33 | 6:38 | 20:52 | 15 | 1:23 | |
| 43 | F | HERING Bernhard | M | 2 | 0 | 2 | 4 | 8 | 13 | -5 | 38.10 | 1 | 2 | 1 | 4 | 0 | 7:18 | 7:41 | 8:43 | 23:42 | 17 | 1:23 | |
| 55 | D | STUMPE Sven | M | 0 | 0 | 0 | 0 | 0 | 0 | 0 | 0.00 | 0 | 0 | 0 | 0 | -3 | 4:55 | 3:58 | 5:42 | 14:35 | 14 | 1:02 | |
| 7 | F | REIMANN Leopold | M | 0 | 0 | 0 | 0 | 1 | 2 | -1 | 33.33 | 0 | 0 | 0 | 0 | 0 | 5:10 | 3:56 | 3:28 | 12:34 | 11 | 1:08 | |
| 27 | F | MALCHIN Marcel Nicolas | M | 0 | 0 | 0 | 2 | 0 | 0 | 0 | 0.00 | 0 | 0 | 0 | 0 | 0 | 1:42 | 5:18 | 1:57 | 8:57 | 10 | 0:53 | |
| 33 | D | KUHLI-LAUENSTEIN Ingo +A | M | 0 | 0 | 0 | 2 | 0 | 0 | 0 | 0.00 | 1 | 0 | 1 | 2 | -1 | 10:05 | 6:54 | 9:58 | 26:57 | 19 | 1:25 | |
| 44 | D | BRELAGE Malte +C | M | 0 | 0 | 0 | 12 | 0 | 1 | -1 | 0.00 | 0 | 0 | 1 | 1 | 0 | 7:11 | 10:36 | 7:53 | 25:40 | 17 | 1:30 | |
| 97 | F | SCHRADER Felix | M | 0 | 1 | 1 | 2 | 1 | 2 | -1 | 33.33 | 0 | 0 | 2 | 2 | -1 | 6:49 | 5:02 | 7:22 | 19:13 | 15 | 1:16 | |
| 12 | F | JASTER Christian | M | 0 | 0 | 0 | 0 | 0 | 0 | 0 | 0.00 | 0 | 0 | 0 | 0 | 0 | 0:00 | 0:00 | 0:00 | 0:00 | 0 | 0:00 | |
| 14 | F | BUSSMANN Jano | M | 0 | 0 | 0 | 0 | 3 | 5 | -2 | 37.50 | 1 | 0 | 0 | 1 | -4 | 5:31 | 3:29 | 6:12 | 15:12 | 11 | 1:22 | |
| 77 | F | WEDDE Joerg | M | 0 | 0 | 0 | 0 | 0 | 0 | 0 | 0.00 | 0 | 0 | 0 | 0 | -2 | 3:10 | 1:21 | 3:23 | 7:54 | 7 | 1:07 | |
| 22 | GK | MUEHLHANS Veit | M | 0 | 0 | 0 | 0 | | | | | 0 | 0 | 0 | 0 | | | | | | | | |
| 47 | GK | KUNST Simon | M | 0 | 0 | 0 | 0 | | | | | 0 | 0 | 0 | 0 | | | | | | | | |
| Total | | | | 2 | 2 | 4 | 24 | 17 | 29 | -12 | 36.96 | 4 | 2 | 5 | 11 | | | | | | | | |

Legend:

| | | | |
|---------------------------------|----------------------------------------|-----------------------------------------------|-----------------------------|
| (G) Goals in tournament | * Does not count for Plus/minus | +/- Plus/minus net | +A Alternate Captain |
| +C Captain | A Assists | AVG Average time on ice / shift | D Defender |
| EA Extra attacker | EQ Equal strength | ET/Res Penalty end time/Result of game | F Forward |
| FO% % Face-offs won | FO+ Face-offs won | FO- Face-offs lost | FO+/- Face-offs net |
| G Goals | Gen Gender | GK Goalkeeper | M Male |
| MIP Minutes in play (GK) | No. Jersey number | OT Overtime | P Points |
| PIM Penalties in minutes | Pos. Position | PP1 Power play - 1 player | PPG Power play goals |
| SHF Number of shifts | SHG Shorthanded goals | SOG Shots on goal | SVS Saves |
| TOT Total | TPP Time on power play | TS Total shots | |



Shot Chart
Tabella azioni di tiro

ITA - GER



1st Period



Shots by ITA

Goal (o): 0

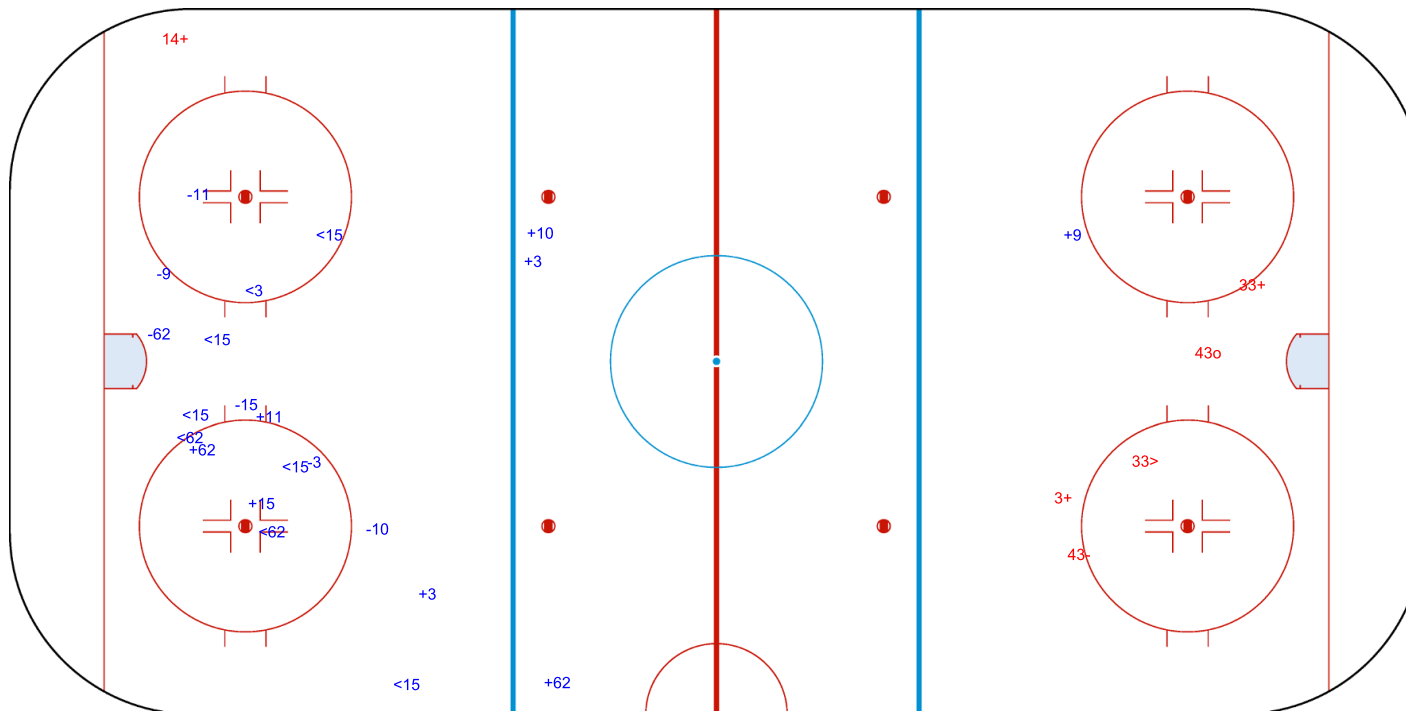
Block (<): 8

Save (+): 8

Miss (-): 6



GK 47 of GER




Shots by GER

Goal (o): 1

Block (>): 1

Save (+): 3

Miss (-): 1



GK 1 of ITA



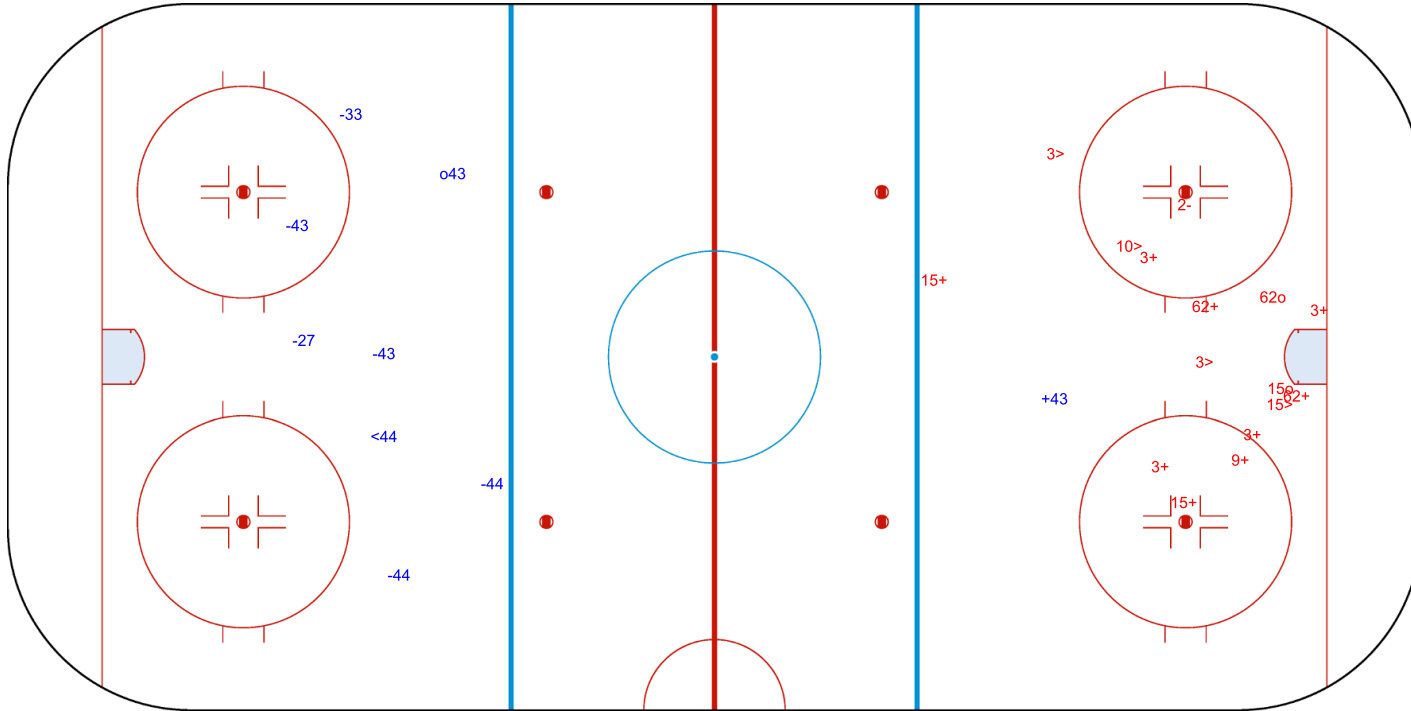
Shots by GER

Goal (o): 1 Save (+): 1
Block (<): 1 Miss (-): 6



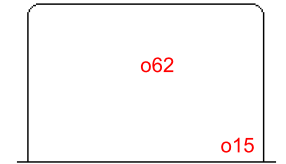
GK 1 of ITA

ITA → 2nd Period ← GER



Shots by ITA

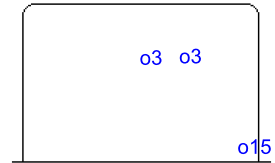
Goal (o): 2 Save (+): 9
Block (>): 4 Miss (-): 1



GK 47 of GER



Shots by ITA
Goal (o): 3 Save (+): 3
Block (<): 3 Miss (-): 3



GK 47 of GER



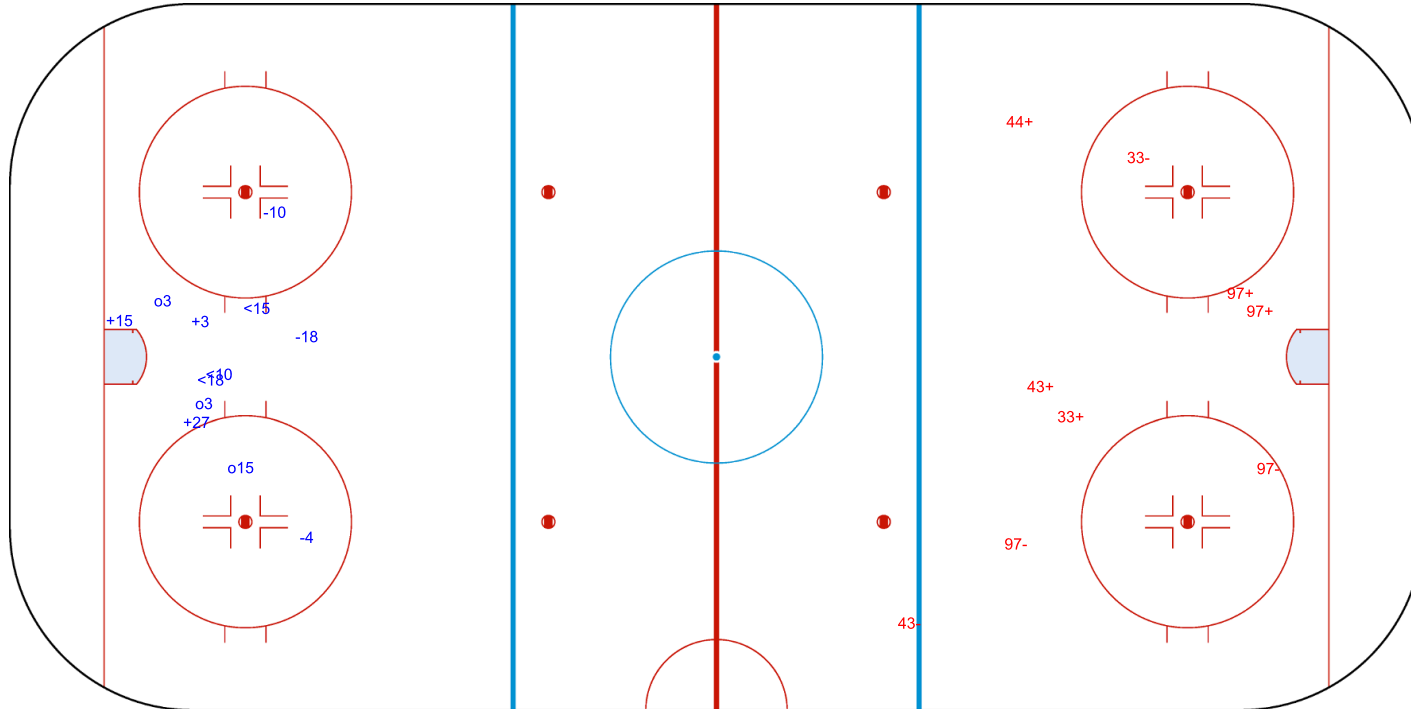
3rd Period



Shots by GER
Goal (o): 0 Save (+): 5
Block (>): 0 Miss (-): 4



GK 1 of ITA



Legend: GK Goalkeeper



Face-off Chart

Tabella ingaggi

ITA - GER

1st PERIOD

| | ITA | | GER | | ITA | | GER | | Total wins all zones | | | | |
|---------------------|-----------|-----------|--------------|--------------|-----------|-----------|-----------|-----------|--------------------------------------------------------------------------------------------------------------------------------------------------|-----|-----|----------|---------|
| | Def. zone | Att. zone | Neutral zone | Neutral zone | Att. zone | Def. zone | Def. zone | Att. zone | | | | | |
| | - 3 | + 43 | - 11 | + 43 | + 11 | - 14 | | | <table border="1"> <thead> <tr> <th>ITA</th> <th>GER</th> </tr> </thead> <tbody> <tr> <td>10 / 67%</td> <td>5 / 33%</td> </tr> </tbody> </table> | ITA | GER | 10 / 67% | 5 / 33% |
| ITA | GER | | | | | | | | | | | | |
| 10 / 67% | 5 / 33% | | | | | | | | | | | | |
| | - 27 | + 14 | + 9 | - 97 | + 27 | - 3 | | | | | | | |
| | | | + 9 | - 3 | + 9 | - 43 | | | | | | | |
| | | | + 27 | - 14 | + 9 | - 97 | | | | | | | |
| | | | + 11 | - 43 | + 9 | - 44 | | | | | | | |
| | | | | | - 62 | + 43 | | | | | | | |
| | | | | | - 11 | + 14 | | | | | | | |
| | | | | | + 11 | - 14 | | | | | | | |
| Total wins / period | 0 / 0% | 2 / 100% | 4 / 80% | 1 / 20% | 6 / 75% | 2 / 25% | | | | | | | |

2nd PERIOD

| | ITA | | GER | | ITA | | GER | | Total wins all zones | | | | |
|---------------------|-----------|-----------|--------------|--------------|-----------|-----------|-----------|-----------|-------------------------------------------------------------------------------------------------------------------------------------------------|-----|-----|---------|---------|
| | Def. zone | Att. zone | Neutral zone | Neutral zone | Att. zone | Def. zone | Def. zone | Att. zone | | | | | |
| | + 11 | - 43 | + 11 | - 43 | + 9 | - 3 | | | <table border="1"> <thead> <tr> <th>ITA</th> <th>GER</th> </tr> </thead> <tbody> <tr> <td>8 / 57%</td> <td>6 / 43%</td> </tr> </tbody> </table> | ITA | GER | 8 / 57% | 6 / 43% |
| ITA | GER | | | | | | | | | | | | |
| 8 / 57% | 6 / 43% | | | | | | | | | | | | |
| | - 27 | + 43 | + 27 | - 43 | - 27 | + 97 | | | | | | | |
| | | | + 11 | - 3 | - 9 | + 3 | | | | | | | |
| | | | + 3 | - 8 | - 9 | + 3 | | | | | | | |
| | | | - 27 | + 43 | + 11 | - 3 | | | | | | | |
| | | | - 9 | + 43 | | | | | | | | | |
| | | | + 9 | - 43 | | | | | | | | | |
| Total wins / period | 1 / 50% | 1 / 50% | 5 / 71% | 2 / 29% | 2 / 40% | 3 / 60% | | | | | | | |

3rd PERIOD

| | ITA | | GER | | ITA | | GER | | Total wins all zones | | | | |
|---------------------|-----------|-----------|--------------|--------------|-----------|-----------|-----------|-----------|--------------------------------------------------------------------------------------------------------------------------------------------------|-----|-----|----------|---------|
| | Def. zone | Att. zone | Neutral zone | Neutral zone | Att. zone | Def. zone | Def. zone | Att. zone | | | | | |
| | + 3 | - 43 | + 11 | - 43 | + 27 | - 43 | | | <table border="1"> <thead> <tr> <th>ITA</th> <th>GER</th> </tr> </thead> <tbody> <tr> <td>11 / 65%</td> <td>6 / 35%</td> </tr> </tbody> </table> | ITA | GER | 11 / 65% | 6 / 35% |
| ITA | GER | | | | | | | | | | | | |
| 11 / 65% | 6 / 35% | | | | | | | | | | | | |
| | - 11 | + 43 | - 27 | + 14 | + 9 | - 43 | | | | | | | |
| | + 11 | - 43 | - 3 | + 3 | + 11 | - 14 | | | | | | | |
| | + 62 | - 43 | + 11 | - 14 | - 8 | + 3 | | | | | | | |
| | + 62 | - 43 | - 8 | + 43 | | | | | | | | | |
| | + 9 | - 7 | | | | | | | | | | | |
| | + 9 | - 7 | | | | | | | | | | | |
| | - 9 | + 7 | | | | | | | | | | | |
| Total wins / period | 6 / 75% | 2 / 25% | 2 / 40% | 3 / 60% | 3 / 75% | 1 / 25% | | | | | | | |

TOTAL

| | ITA | | GER | | ITA | | GER | | Total wins all zones | | | | |
|-------------------|-----------|-----------|--------------|--------------|-----------|-----------|-----------|-----------|---------------------------------------------------------------------------------------------------------------------------------------------------|-----|-----|----------|----------|
| | Def. zone | Att. zone | Neutral zone | Neutral zone | Att. zone | Def. zone | Def. zone | Att. zone | | | | | |
| Total wins / game | 7 / 58% | 5 / 42% | 11 / 65% | 6 / 35% | 11 / 65% | 6 / 35% | | | <table border="1"> <thead> <tr> <th>ITA</th> <th>GER</th> </tr> </thead> <tbody> <tr> <td>29 / 63%</td> <td>17 / 37%</td> </tr> </tbody> </table> | ITA | GER | 29 / 63% | 17 / 37% |
| ITA | GER | | | | | | | | | | | | |
| 29 / 63% | 17 / 37% | | | | | | | | | | | | |



HEAD TO HEAD

| | | GER | | | | | | | | | | | |
|-----|-----------------|----------|----------|---------|-----------|----------|---------|----------|-----------|-----------|-----------|-----------|-----------|
| | No. | 3 | 7 | 8 | 14 | 43 | 44 | 97 | Tot. | wins ITA | Dz | Nz | Az |
| ITA | 3 | 0 - 1 | | 1 - 0 | | 1 - 1 | | | 4 | 2 50% | 1 50% | 1 50% | |
| | 8 | 0 - 1 | | | | 0 - 1 | | | 2 | 0 0% | | 0 0% | 0 0% |
| | 9 | 2 - 2 | 2 - 1 | | | 3 - 1 | 1 - 0 | 2 - 0 | 14 | 10 71% | 2 67% | 3 75% | 5 71% |
| | 11 | 2 - 0 | | | 4 - 1 | 5 - 2 | | | 14 | 11 79% | 2 67% | 5 83% | 4 80% |
| | 27 | 1 - 0 | | | 1 - 2 | 2 - 2 | | 0 - 1 | 9 | 4 44% | 0 0% | 2 50% | 2 67% |
| | 62 | | | | | 2 - 1 | | | 3 | 2 67% | 2 100% | | 0 0% |
| | Tot. | 9 | 3 | 1 | 8 | 21 | 1 | 3 | 46 | 29 63% | 7 58% | 11 65% | 11 65% |
| | wins GER | 4 44% | 1 33% | 0 0% | 3 38% | 8 38% | 0 0% | 1 33% | 17 37% | | | | |
| | Dz | 3 50% | | | 1 25% | 1 25% | 0 0% | 1 50% | 6 35% | | | | |
| | Nz | 1 33% | | 0 0% | 1 33% | 4 44% | | 0 0% | 6 35% | | | | |
| | Az | | 1 33% | | 1 100% | 3 38% | | | 5 42% | | | | |

Legend:

| | | | | | | | |
|-------------|---------------|-----------|----------------|-------------|------------------------|-----------|----------------|
| Att. | Attacking | Az | Attacking zone | Def. | Defending | Dz | Defending zone |
| No. | Jersey number | Nz | Neutral zone | Tot. | Total face-offs played | | |



Line-Ups

Formazioni

CHN - CZE

Referee

MYERS Patrick (CAN)

Goalkeepers

Team: CHN

| No. | Name | Gen |
|-----|------------|-----|
| 1 | WANG Wei | M |
| 20 | JI Yanzhao | M |

Team Line-ups

Team: CHN (Red)

| No. | Pos. | Name | Gen |
|-----|------|-----------------|-----|
| 19 | D | ZHANG Zheng +A | M |
| 24 | D | ZHU Zhanfu | M |
| 8 | F | WANG Zhidong +C | M |
| 17 | F | SHEN Yifeng +A | M |
| 28 | F | TIAN Jintao | M |
| 3 | D | LYU Zhi | M |
| 18 | D | WANG Jujiang | M |
| 15 | F | SONG Xiaodong | M |
| 32 | F | LI Hongguan | M |
| 39 | F | LIU Wenxu | M |
| 12 | D | CHE Hang | M |
| 37 | D | HE Haoran | M |
| 33 | F | CHEN Hongyu | M |

Head Coach: SHARSHUKOV Nikolay

NOT DRESSED:

| | | | |
|----|---|--------------|---|
| 23 | F | CUI Yutao | M |
| 30 | F | QIU Dianpeng | M |

Linespersons

LEWIS Brendan (USA), LUNDEN Andreas (SWE)

Team: CZE

| No. | Name | Gen |
|-----|-----------------|-----|
| 1 | KUDELA Martin | M |
| 92 | SEDLACEK Patrik | M |

Team: CZE (White)

| No. | Pos. | Name | Gen |
|-----|------|---------------------|-----|
| 15 | D | ZELINKA Radek +C | M |
| 67 | D | DOLEZAL Pavel | M |
| 12 | F | ZIZLAVSKY Martin +A | M |
| 33 | F | HECKO Vaclav +A | M |
| 55 | F | VESELY Filip | M |
| 29 | D | KUBES Pavel | M |
| 80 | D | KAPKO Lukas | M |
| 19 | F | OHAR Alex | M |
| 74 | F | GEIER Michal | M |
| 82 | F | HABL Zdenek | M |
| 27 | D | VRUBEL David | M |
| 17 | F | PATEK Theodor | M |
| 47 | F | ONDRAK David | M |

Head Coach: NOVOTNY Jakub

NOT DRESSED:

| | | | |
|---|---|------------|---|
| 2 | D | BOCEK Petr | M |
|---|---|------------|---|

Legend:

| | | | | | | | |
|------------|-------------------|-----------|---------|------------|---------------|-------------|----------|
| +A | Alternate Captain | +C | Captain | D | Defender | F | Forward |
| Gen | Gender | M | Male | No. | Jersey number | Pos. | Position |



Graphical Line-ups

Schema grafico formazioni

CHN - CZE

Referee

MYERS Patrick (CAN)

Linespersons

LEWIS Brendan (USA), LUNDEN Andreas (SWE)

Team: CHN - People's Republic of China (Red)

Head Coach: SHARSHUKOV Nikolay



Team: CZE - Czechia (White)

Head Coach: NOVOTNY Jakub



Legend:

+A Alternate Captain +C Captain Sn Starting position



Game Summary

Tabella riassuntiva partita

CHN - CZE 3 - 2 (2 - 2, 0 - 0, 1 - 0)

| Spectators | Referee | Linespersons |
|------------|---------------------|--------------------------------------------|
| 3962 | MYERS Patrick (CAN) | LEWIS Brendan (USA) , LUNDEN Andreas (SWE) |

Team Statistics

| Period | Score | SVS | SOG | PIM | TPP | PPG | SHG |
|--------------|--------------|----------------|----------------|--------------|--------------------|--------------|--------------|
| 1 | 2 : 2 | 3 : 5 | 7 : 5 | 4 : 0 | 0:00 : 4:00 | 0 : 0 | 0 : 0 |
| 2 | 0 : 0 | 6 : 8 | 8 : 6 | 0 : 0 | 0:00 : 0:00 | 0 : 0 | 0 : 0 |
| 3 | 1 : 0 | 5 : 7 | 8 : 5 | 4 : 2 | 1:01 : 2:28 | 0 : 0 | 0 : 0 |
| Total | 3 : 2 | 14 : 20 | 23 : 16 | 8 : 2 | 1:01 : 6:28 | 0 : 0 | 0 : 0 |

1st Period

| Action | Time | ET/Res | Team | Type | No. | Name | (G) | Name of Assistant(s) / Action Description |
|---------|-------|--------|------|--------|-----|------------|-----|----------------------------------------------------------------------------------|
| GK | 00:00 | | CHN | | 20 | JI Y | | - Goalkeeper in |
| GK | 00:00 | | CZE | | 92 | SEDLACEK P | | - Goalkeeper in |
| Goal | 01:40 | 0 : 1 | CZE | EQ | 29 | KUBES P | (1) | 74 GEIER M On Ice CHN 20 3 15 17 18 28 80 KAPKO L CZE 92 19 29 74 80 82 |
| Goal | 02:34 | 0 : 2 | CZE | EQ | 15 | ZELINKA R | (4) | 12 ZIZLAVSKY M On Ice CHN 20 3 15 18 32 39 67 DOLEZAL P CZE 92 12 15 33 55 67 |
| Goal | 06:03 | 1 : 2 | CHN | EQ | 28 | TIAN J | (8) | 17 SHEN Y On Ice CHN 20 8 17 19 24 28 CZE 92 29 33 55 80 82 |
| Goal | 08:05 | 2 : 2 | CHN | EQ | 8 | WANG Z | (6) | 24 ZHU Z On Ice CHN 20 8 17 19 24 28 19 ZHANG Z CZE 92 19 29 55 80 82 |
| Penalty | 10:23 | 12:23 | CHN | 2 min. | 8 | WANG Z | | - Interference |
| Penalty | 12:42 | 14:42 | CHN | 2 min. | 28 | TIAN J | | - Hooking |

2nd Period

No game actions in this period

3rd Period

| Action | Time | ET/Res | Team | Type | No. | Name | (G) | Name of Assistant(s) / Action Description |
|----------|-------|--------|------|--------|-----|---------|-----|----------------------------------------------------------------|
| Goal | 30:18 | 3 : 2 | CHN | EQ | 28 | TIAN J | (9) | 17 SHEN Y On Ice CHN 20 8 17 19 24 28 CZE 92 12 15 33 55 67 |
| Penalty | 33:38 | 35:38 | CHN | 2 min. | 19 | ZHANG Z | | - Interference |
| Penalty | 34:39 | 36:39 | CZE | 2 min. | 19 | OHAR A | | - Roughing |
| Time-out | 41:30 | | CZE | | | | | |
| Penalty | 43:33 | 45:00 | CHN | 2 min. | 24 | ZHU Z | | - Delaying the Game |
| Time-out | 43:33 | | CHN | | | | | |
| GK | 43:49 | | CZE | | | | | 92 SEDLACEK P - Goalkeeper out |
| GK | 45:00 | | CHN | | | | | 20 JI Y - Goalkeeper out |

Goalkeeper Records

Team : CHN - People's Republic of China

| No. | Name | SOG | SVS | MIP |
|-----|------------|-----|-----|-------|
| 20 | JI Yanzhao | 16 | 14 | 45:00 |
| 1 | WANG Wei | | | |

Team : CZE - Czechia

| No. | Name | SOG | SVS | MIP |
|-----|-----------------|-----|-----|-------|
| 92 | SEDLACEK Patrik | 23 | 20 | 43:49 |
| 1 | KUDELA Martin | | | |

Game Statistics

| Team : CHN (Red) | | | | | | | | | | | | | | Shots on Goal | | Time on Ice | | | | | | | |
|------------------|------|-----------------|-----|---|---|---|-----|-----|-----|-------|-------|---|---|---------------|------|-------------|-------|-------|-------|----|-------|-----|------|
| No. | Pos. | Name | Gen | G | A | P | PIM | FO+ | FO- | FO+/- | FO% | 1 | 2 | 3 | OTTS | +/- | 1 | 2 | 3 | OT | TOT | SHF | AVG |
| 8 | F | WANG Zhidong +C | M | 1 | 0 | 1 | 2 | 13 | 14 | -1 | 48.15 | 4 | 2 | 3 | 9 | +3 | 7:55 | 10:50 | 12:41 | | 31:26 | 12 | 2:37 |
| 17 | F | SHEN Yifeng +A | M | 0 | 2 | 2 | 0 | 0 | 1 | -1 | 0.00 | 1 | 2 | 1 | 4 | +2 | 10:58 | 11:50 | 12:56 | | 35:44 | 14 | 2:33 |
| 19 | D | ZHANG Zheng +A | M | 0 | 1 | 1 | 2 | 0 | 0 | 0 | 0.00 | 0 | 0 | 0 | 0 | +3 | 8:43 | 8:36 | 11:40 | | 28:59 | 13 | 2:13 |
| 24 | D | ZHU Zhanfu | M | 0 | 1 | 1 | 2 | 0 | 0 | 0 | 0.00 | 1 | 0 | 0 | 1 | +3 | 10:39 | 10:47 | 12:07 | | 33:33 | 12 | 2:47 |
| 28 | F | TIAN Jintao | M | 2 | 0 | 2 | 2 | 8 | 2 | 6 | 80.00 | 1 | 2 | 4 | 7 | +2 | 10:45 | 13:22 | 14:30 | | 38:37 | 12 | 3:13 |
| 3 | D | LYU Zhi | M | 0 | 0 | 0 | 0 | 0 | 0 | 0 | 0.00 | 0 | 0 | 0 | 0 | -2 | 5:09 | 3:42 | 1:12 | | 10:03 | 9 | 1:07 |
| 15 | F | SONG Xiaodong | M | 0 | 0 | 0 | 0 | 1 | 2 | -1 | 33.33 | 0 | 1 | 0 | 1 | -2 | 5:37 | 4:21 | 1:09 | | 11:07 | 10 | 1:06 |



| Head Coach : SHARSHUKOV Nikolay | | | | | | | | | | | Shots on Goal | | | | Time on Ice | | | | | | | | | |
|---------------------------------|------|--------------|-----|----------|----------|----------|----------|-----------|-----------|----------|---------------|----------|----------|----------|-------------|----|-----|------|------|------|----|-------|-----|------|
| No. | Pos. | Name | Gen | G | A | P | PIM | FO+ | FO-F | FO+/- | FO% | 1 | 2 | 3 | OT | TS | +/- | 1 | 2 | 3 | OT | TOT | SHF | AVG |
| 18 | D | WANG Jujiang | M | 0 | 0 | 0 | 0 | 0 | 0 | 0 | 0.00 | 0 | 0 | 0 | 0 | 0 | -2 | 5:29 | 6:27 | 1:43 | | 13:39 | 11 | 1:14 |
| 32 | F | LI Hongguan | M | 0 | 0 | 0 | 0 | 0 | 0 | 0 | 0.00 | 0 | 1 | 0 | 0 | 1 | -1 | 4:52 | 5:05 | 3:34 | | 13:31 | 12 | 1:07 |
| 39 | F | LIU Wenxu | M | 0 | 0 | 0 | 0 | 0 | 0 | 0 | 0.00 | 0 | 0 | 0 | 0 | 0 | -1 | 0:53 | 0:00 | 0:00 | | 0:53 | 1 | 0:53 |
| 12 | D | CHE Hang | M | 0 | 0 | 0 | 0 | 0 | 0 | 0 | 0.00 | 0 | 0 | 0 | 0 | 0 | 0 | 0:00 | 0:00 | 0:00 | | 0:00 | 0 | 0:00 |
| 33 | F | CHEN Hongyu | M | 0 | 0 | 0 | 0 | 0 | 0 | 0 | 0.00 | 0 | 0 | 0 | 0 | 0 | 0 | 0:00 | 0:00 | 0:00 | | 0:00 | 0 | 0:00 |
| 37 | D | HE Haoran | M | 0 | 0 | 0 | 0 | 0 | 0 | 0 | 0.00 | 0 | 0 | 0 | 0 | 0 | 0 | 0:00 | 0:00 | 0:00 | | 0:00 | 0 | 0:00 |
| 1 | GK | WANG Wei | M | 0 | 0 | 0 | 0 | | | | | 0 | 0 | 0 | 0 | 0 | | | | | | | | |
| 20 | GK | JI Yanzhao | M | 0 | 0 | 0 | 0 | | | | | 0 | 0 | 0 | 0 | 0 | | | | | | | | |
| Total | | | | 3 | 4 | 7 | 8 | 22 | 19 | 3 | 53.66 | 7 | 8 | 8 | 23 | | | | | | | | | |

Team : CZE (White)

| Head Coach : NOVOTNY Jakub | | | | | | | | | | | Shots on Goal | | | | Time on Ice | | | | | | | | | |
|----------------------------|------|---------------------|-----|----------|----------|----------|----------|-----------|-----------|-----------|---------------|----------|----------|----------|-------------|----|------|------|------|------|-------|-------|------|------|
| No. | Pos. | Name | Gen | G | A | P | PIM | FO+ | FO-F | FO+/- | FO% | 1 | 2 | 3 | OT | TS | +/- | 1 | 2 | 3 | OT | TOT | SHF | AVG |
| 12 | F | ZIZLAVSKY Martin +A | M | 0 | 1 | 1 | 0 | 13 | 15 | -2 | 46.43 | 0 | 1 | 0 | 1 | 0 | 0 | 8:35 | 7:31 | 9:40 | | 25:46 | 19 | 1:21 |
| 15 | D | ZELINKA Radek +C | M | 1 | 0 | 1 | 0 | 0 | 0 | 0 | 0.00 | 1 | 1 | 0 | 2 | 0 | 0 | 8:02 | 8:49 | 8:57 | | 25:48 | 19 | 1:21 |
| 33 | F | HECKO Vaclav +A | M | 0 | 0 | 0 | 0 | 0 | 0 | 0 | 0.00 | 0 | 1 | 1 | 2 | -1 | 9:16 | 6:52 | 9:43 | | 25:51 | 17 | 1:31 | |
| 55 | F | VESELY Filip | M | 0 | 0 | 0 | 0 | 0 | 0 | 0 | 0.00 | 0 | 0 | 1 | 1 | -2 | 9:45 | 6:54 | 7:35 | | 24:14 | 17 | 1:25 | |
| 67 | D | DOLEZAL Pavel | M | 0 | 1 | 1 | 0 | 0 | 0 | 0 | 0.00 | 2 | 1 | 1 | 4 | 0 | 0 | 8:28 | 7:45 | 8:59 | | 25:12 | 20 | 1:15 |
| 19 | F | OHAR Alex | M | 0 | 0 | 0 | 2 | 0 | 0 | 0 | 0.00 | 0 | 0 | 0 | 0 | 0 | 0 | 5:18 | 7:36 | 5:25 | | 18:19 | 19 | 0:57 |
| 29 | D | KUBES Pavel | M | 1 | 0 | 1 | 0 | 0 | 0 | 0 | 0.00 | 1 | 0 | 0 | 1 | -1 | 6:26 | 6:45 | 6:01 | | 19:12 | 18 | 1:04 | |
| 74 | F | GEIER Michal | M | 0 | 1 | 1 | 0 | 0 | 0 | 0 | 0.00 | 1 | 0 | 1 | 2 | +1 | 5:41 | 7:54 | 6:47 | | 20:22 | 18 | 1:07 | |
| 80 | D | KAPKO Lukas | M | 0 | 1 | 1 | 0 | 0 | 0 | 0 | 0.00 | 0 | 0 | 0 | 0 | -1 | 6:58 | 6:41 | 6:03 | | 19:42 | 17 | 1:09 | |
| 82 | F | HABL Zdenek | M | 0 | 0 | 0 | 0 | 6 | 7 | -1 | 46.15 | 0 | 1 | 1 | 2 | -1 | 6:31 | 8:13 | 5:17 | | 20:01 | 16 | 1:15 | |
| 17 | F | PATEK Theodor | M | 0 | 0 | 0 | 0 | 0 | 0 | 0 | 0.00 | 0 | 0 | 0 | 0 | 0 | 0 | 0:00 | 0:00 | 0:00 | | 0:00 | 0 | 0:00 |
| 27 | D | VRUBEL David | M | 0 | 0 | 0 | 0 | 0 | 0 | 0 | 0.00 | 0 | 1 | 0 | 1 | 0 | 0 | 0:00 | 0:00 | 0:00 | | 0:00 | 0 | 0:00 |
| 47 | F | ONDRAK David | M | 0 | 0 | 0 | 0 | 0 | 0 | 0 | 0.00 | 0 | 0 | 0 | 0 | 0 | 0 | 0:00 | 0:00 | 0:00 | | 0:00 | 0 | 0:00 |
| 1 | GK | KUDELA Martin | M | 0 | 0 | 0 | 0 | | | | | 0 | 0 | 0 | 0 | 0 | | | | | | | | |
| 92 | GK | SEDLACEK Patrik | M | 0 | 0 | 0 | 0 | | | | | 0 | 0 | 0 | 0 | 0 | | | | | | | | |
| Total | | | | 2 | 4 | 6 | 2 | 19 | 22 | -3 | 46.34 | 5 | 6 | 5 | 16 | | | | | | | | | |

| Legend: | | | | | | | |
|---------------|---------------------------------|--------------|-----------------------------|------------|----------------------|-------------|----------------|
| (G) | Goals in tournament | +/- | Plus/minus net | +A | Alternate Captain | +C | Captain |
| A | Assists | AVG | Average time on ice / shift | D | Defender | EQ | Equal strength |
| ET/Res | Penalty end time/Result of game | F | Forward | FO% | % Face-offs won | FO+ | Face-offs won |
| FO- | Face-offs lost | FO+/- | Face-offs net | G | Goals | Gen | Gender |
| GK | Goalkeeper | M | Male | MIP | Minutes in play (GK) | No. | Jersey number |
| OT | Overtime | P | Points | PIM | Penalties in minutes | Pos. | Position |
| PPG | Power play goals | SHF | Number of shifts | SHG | Shorthanded goals | SOG | Shots on goal |
| SVS | Saves | TOT | Total | TPP | Time on power play | TS | Total shots |



Shot Chart
Tabella azioni di tiro

CHN - CZE




1st Period



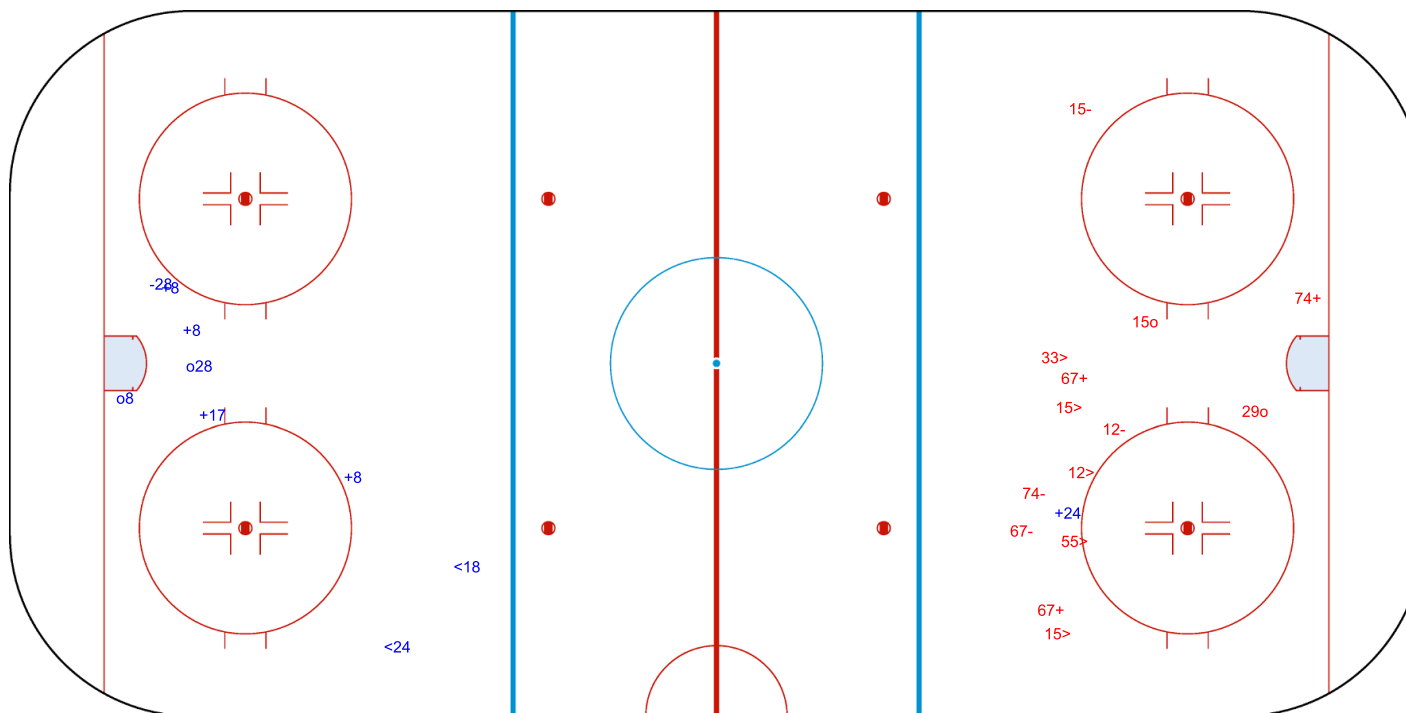
Shots by CHN

Goal (o): 2 Save (+): 5

Block (<): 2 Miss (-): 1




GK 92 of CZE



Shots by CZE

Goal (o): 2 Save (+): 3

Block (>): 5 Miss (-): 4



GK 20 of CHN

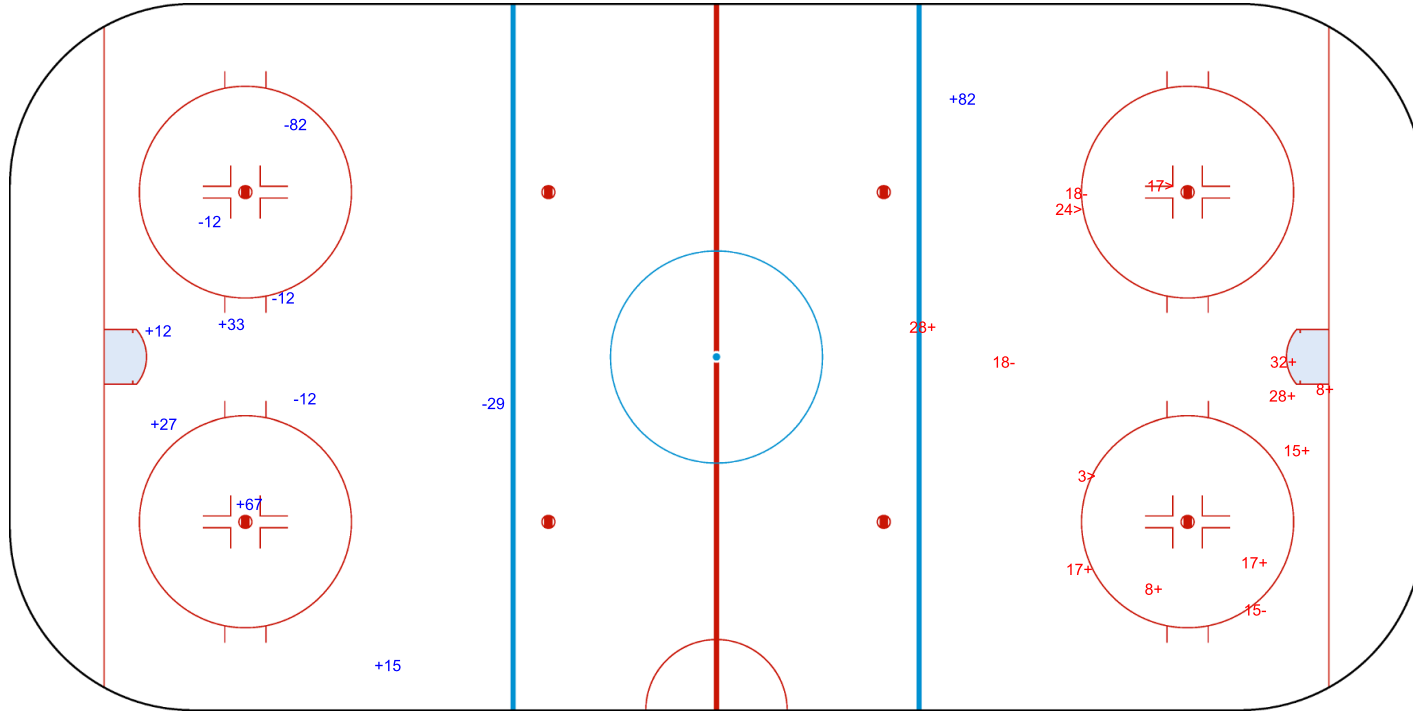


Shots by CZE
Goal (o): 0
Block (<): 0
Save (+): 6
Miss (-): 5



GK 20 of CHN

CHN → 2nd Period ← CZE



Shots by CHN
Goal (o): 0
Block (>): 3
Save (+): 8
Miss (-): 3



GK 92 of CZE



Shots by CHN

Goal (o): 1

Save (+): 7

Block (<): 5

Miss (-): 4



GK 92 of CZE



3rd Period




Shots by CZE

Goal (o): 0

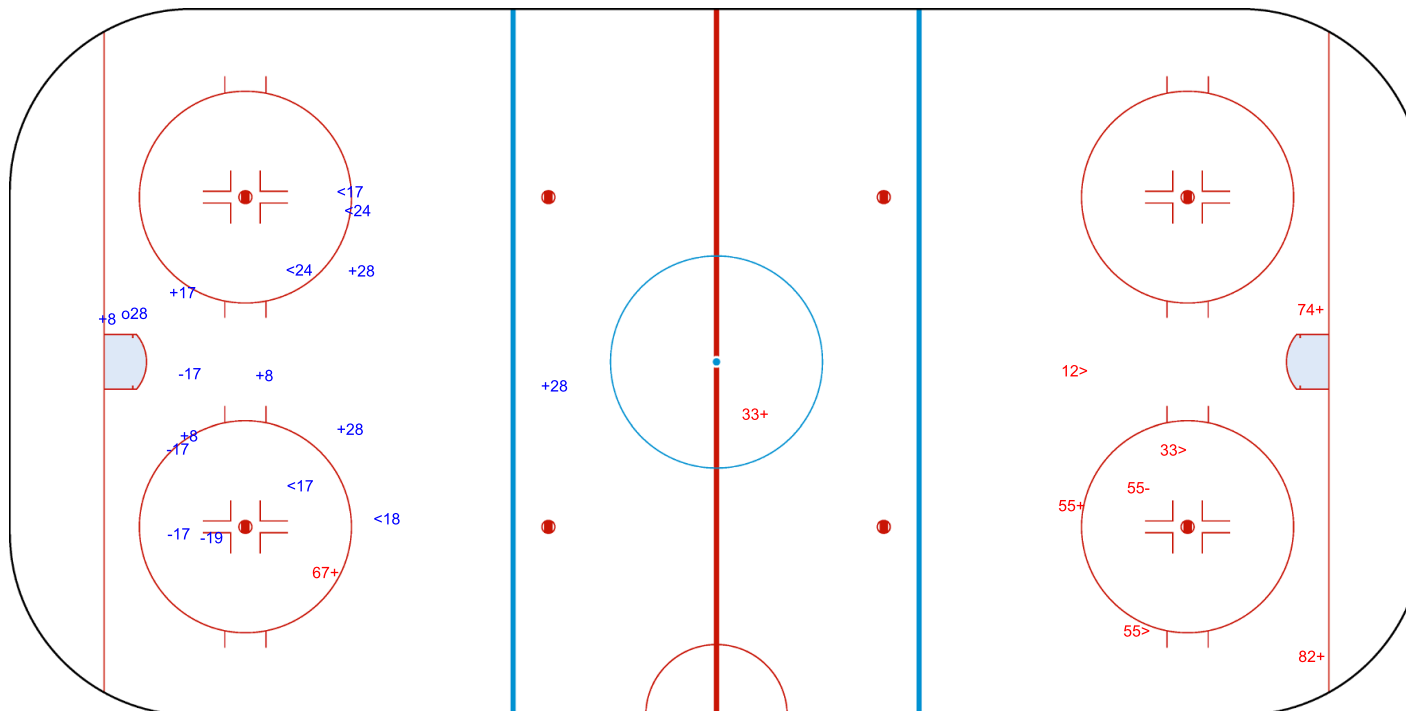
Save (+): 5

Block (>): 3

Miss (-): 1



GK 20 of CHN



Legend:

GK

Goalkeeper



Face-off Chart

Tabella ingaggi

CHN - CZE

1st PERIOD

| | CHN | | CZE | | CHN | | CZE | | CHN | | CZE | |
|---------------------|-----------|-----------|--------------|--------------|-----------|-----------|-----------|-----------|-------------------------|-----|-----|--|
| | Def. zone | Att. zone | Neutral zone | Neutral zone | Att. zone | Def. zone | Att. zone | Def. zone | Total wins all zones | CHN | CZE | |
| | - 15 | + 12 | + 8 | - 12 | | | | | Total wins all zones | CHN | CZE | |
| | - 8 | + 12 | + 15 | - 12 | | | | | | | | |
| | - 28 | + 12 | - 8 | + 82 | | | | | | | | |
| | + 8 | - 82 | + 28 | - 12 | | | | | | | | |
| | + 28 | - 12 | + 8 | - 82 | | | | | | | | |
| | | | - 15 | + 82 | | | | | | | | |
| Total wins / period | 2 / 40% | 3 / 60% | 4 / 67% | 2 / 33% | | | | 6 / 55% | 5 / 45% | | | |

2nd PERIOD

| | CHN | | CZE | | CHN | | CZE | | CHN | | CZE | |
|---------------------|-----------|-----------|--------------|--------------|-----------|-----------|-----------|-----------|-------------------------|-----|-----|--|
| | Def. zone | Att. zone | Neutral zone | Neutral zone | Att. zone | Def. zone | Att. zone | Def. zone | Total wins all zones | CHN | CZE | |
| | - 28 | + 82 | + 8 | - 12 | + 28 | - 82 | | | Total wins all zones | CHN | CZE | |
| | + 8 | - 82 | | | - 8 | + 12 | | | | | | |
| | - 17 | + 82 | | | - 8 | + 12 | | | | | | |
| | + 8 | - 12 | | | + 28 | - 12 | | | | | | |
| | | | | | + 28 | - 12 | | | | | | |
| | | | | | - 8 | + 12 | | | | | | |
| Total wins / period | 2 / 50% | 2 / 50% | 1 / 100% | 0 / 0% | 3 / 43% | 4 / 57% | | 6 / 50% | 6 / 50% | | | |

3rd PERIOD

| | CHN | | CZE | | CHN | | CZE | | CHN | | CZE | |
|---------------------|-----------|-----------|--------------|--------------|-----------|-----------|-----------|-----------|-------------------------|-----|-----|--|
| | Def. zone | Att. zone | Neutral zone | Neutral zone | Att. zone | Def. zone | Att. zone | Def. zone | Total wins all zones | CHN | CZE | |
| | - 8 | + 12 | - 8 | + 12 | + 8 | - 12 | | | Total wins all zones | CHN | CZE | |
| | + 8 | - 12 | + 8 | - 12 | + 8 | - 12 | | | | | | |
| | - 8 | + 12 | + 8 | - 12 | + 28 | - 82 | | | | | | |
| | + 8 | - 82 | + 8 | - 82 | - 8 | + 82 | | | | | | |
| | - 8 | + 12 | | | + 28 | - 12 | | | | | | |
| | + 28 | - 12 | | | - 8 | + 12 | | | | | | |
| Total wins / period | 3 / 43% | 4 / 57% | 3 / 75% | 1 / 25% | 4 / 57% | 3 / 43% | | 10 / 56% | 8 / 44% | | | |

TOTAL

| | CHN | | CZE | | CHN | | CZE | | CHN | | CZE | |
|-------------------|-----------|-----------|--------------|--------------|-----------|-----------|-----------|-----------|----------------------|-----|-----|--|
| | Def. zone | Att. zone | Neutral zone | Neutral zone | Att. zone | Def. zone | Att. zone | Def. zone | Total wins all zones | CHN | CZE | |
| Total wins / game | 7 / 44% | 9 / 56% | 8 / 73% | 3 / 27% | 7 / 50% | 7 / 50% | | 22 / 54% | 19 / 46% | | | |



HEAD TO HEAD

| | | CZE | | | | | | | |
|-----|----------|-----------|----------|-----------|-----------|----------|-----------|-----------|--|
| | No. | 12 | 82 | Tot. | wins CHN | Dz | Nz | Az | |
| CHN | 8 | 8 - 11 | 5 - 3 | 27 | 13 48% | 5 50% | 6 75% | 2 22% | |
| | 15 | 1 - 1 | 0 - 1 | 3 | 1 33% | 0 0% | 1 50% | | |
| | 17 | | 0 - 1 | 1 | 0 0% | 0 0% | | | |
| | 28 | 6 - 1 | 2 - 1 | 10 | 8 80% | 2 50% | 1 100% | 5 100% | |
| | Tot. | 28 | 13 | 41 | 22 54% | 7 44% | 8 73% | 7 50% | |
| | wins CZE | 13 46% | 6 46% | 19 46% | | | | | |
| | Dz | 5 50% | 2 50% | 7 50% | | | | | |
| Nz | 1 14% | 2 50% | 3 27% | | | | | | |
| Az | 7 64% | 2 40% | 9 56% | | | | | | |

Legend:

Att. Attacking Az Attacking zone Def. Defending Dz Defending zone
No. Jersey number Nz Neutral zone Tot. Total face-offs played



Line-Ups

Formazioni

USA - CAN

Referee

WEBINGER Kevin (CAN)

Goalkeepers

Team: USA

| No. | Name | Gen |
|-----|-----------------|-----|
| 29 | LAMARRE Griffin | M |
| 32 | LEE Jen | M |

Team Line-ups

Team: USA (White)

| No. | Pos. | Name | Gen |
|-----|------|------------------|-----|
| 22 | D | GROVE Noah | M |
| 27 | D | PAULS Josh +C | M |
| 4 | F | ROYBAL Brody | M |
| 10 | F | BOLTON Brett | M |
| 16 | F | FARMER Declan +A | M |
| 8 | D | WALLACE Jack | M |
| 23 | D | CUNNINGHAM Liam | M |
| 9 | F | DODSON Travis +A | M |
| 24 | F | MISIEWICZ Joshua | M |
| 37 | F | EUSTACE David | M |
| 7 | F | BEASLEY Kayden | M |
| 18 | F | NICHOLS Evan | M |
| 19 | F | JONES Malik | M |

Head Coach: HOFF David

NOT DRESSED:

| | | | |
|----|---|--------------|---|
| 11 | D | UTHKE Landon | M |
| 88 | F | McKEE Kevin | M |

Linespersons

DAUPHINEE Dylan (CAN), RUNDSTROM Tony (SWE)

Team: CAN

| No. | Name | Gen |
|-----|----------------|-----|
| 30 | WATSON Corbin | M |
| 54 | KINGSMILL Adam | M |

Team: CAN (Red)

| No. | Pos. | Name | Gen |
|-----|------|----------------------|-----|
| 92 | D | HALBERT Auren | M |
| 98 | D | LELIEVRE Mathieu | M |
| 8 | F | McGREGOR Tyler +C | M |
| 23 | F | HICKEY Liam | M |
| 26 | F | JACOBS-WEBB Anton | M |
| 5 | D | HENRY Tyrone | M |
| 61 | D | ARMSTRONG Rob | M |
| 4 | F | DUNN James +A | M |
| 13 | F | BOILY Vincent | M |
| 19 | F | COZZOLINO Dominic +A | M |
| 7 | F | LAVIN Zach | M |
| 11 | F | DIXON Adam | M |
| 12 | F | WESTLAKE Greg | M |

Head Coach: RYBALKA Boris

NOT DRESSED:

| | | | |
|----|---|------------------|---|
| 17 | D | BURNETT Shawn | M |
| 29 | F | KOVACEVICH Micah | M |

Legend:

| | | | | | | | |
|------------|-------------------|-----------|---------|------------|---------------|-------------|----------|
| +A | Alternate Captain | +C | Captain | D | Defender | F | Forward |
| Gen | Gender | M | Male | No. | Jersey number | Pos. | Position |



Graphical Line-ups

Schema grafico formazioni


USA - CAN

Referee
WEBINGER Kevin (CAN)

Linespersons
DAUPHINEE Dylan (CAN), RUNDSTROM Tony (SWE)

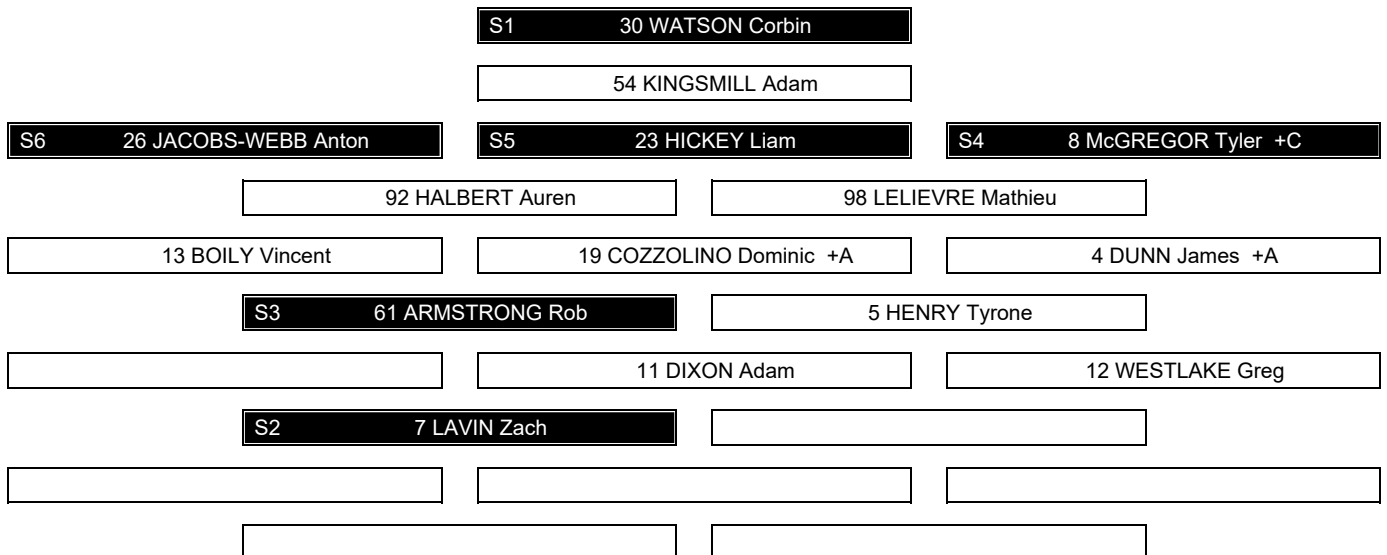
Team: USA - United States of America (White)

Head Coach: HOFF David



Team: CAN - Canada (Red)

Head Coach: RYBALKA Boris



Legend:

+A Alternate Captain **+C** Captain **Sn** Starting position



Game Summary

Tabella riassuntiva partita

USA - CAN 6 - 2 (1 - 0, 2 - 1, 3 - 1)

| Spectators | Referee | Linespersons |
|------------|----------------------|----------------------------------------------|
| 11500 | WEBINGER Kevin (CAN) | DAUPHINEE Dylan (CAN) , RUNDSTROM Tony (SWE) |

Team Statistics

| Period | Score | SVS | SOG | PIM | TPP | PPG | SHG |
|--------------|--------------|----------------|----------------|--------------|--------------------|--------------|--------------|
| 1 | 1 : 0 | 4 : 9 | 10 : 4 | 2 : 4 | 3:02 : 2:00 | 1 : 0 | 0 : 0 |
| 2 | 2 : 1 | 6 : 5 | 7 : 7 | 2 : 2 | 2:00 : 0:16 | 0 : 1 | 0 : 0 |
| 3 | 3 : 1 | 3 : 6 | 9 : 4 | 2 : 2 | 1:03 : 2:00 | 0 : 0 | 2 : 0 |
| Total | 6 : 2 | 13 : 20 | 26 : 15 | 6 : 8 | 6:05 : 4:16 | 1 : 1 | 2 : 0 |

1st Period

| Action | Time | ET/Res | Team | Type | No. | Name | (G) | Name of Assistant(s) / Action Description |
|-------------|--------------|--------------|------------|------------|----------|------------------|-----|--------------------------------------------------|
| GK | 00:00 | | CAN | | 30 | WATSON C | | - Goalkeeper in |
| GK | 00:00 | | USA | | 29 | LAMARRE G | | - Goalkeeper in |
| Penalty | 02:25 | 04:25 | CAN | 2 min. | 13 | BOILY V | | - Holding |
| Penalty | 07:37 | 08:39 | CAN | 2 min. | 26 | JACOBS-WEBB A | | - Holding |
| Goal | 08:39 | 1 : 0 | USA | PP1 | 8 | WALLACE J | (4) | On Ice USA 29 4 8 16 24 27 CAN 30 7 8 23 92 * |
| Penalty | 11:25 | 13:25 | USA | 2 min. | 16 | FARMER D | | - Hooking |

2nd Period

| Action | Time | ET/Res | Team | Type | No. | Name | (G) | Name of Assistant(s) / Action Description |
|-------------|--------------|--------------|------------|------------|-----------|------------------|-----|------------------------------------------------------------------------------------|
| Penalty | 16:29 | 16:45 | USA | 2 min. | 16 | FARMER D | | - Tripping |
| Goal | 16:45 | 1 : 1 | CAN | PP1 | 23 | HICKEY L | (5) | 8 McGREGOR T 19 COZZOLINO D On Ice USA 29 8 9 27 37 CAN 30 4 8 19 23 92 * |
| Penalty | 18:06 | 20:06 | CAN | 2 min. | 61 | ARMSTRONG R | | - Slashing |
| Goal | 21:29 | 2 : 1 | USA | EQ | 7 | BEASLEY K | (4) | On Ice USA 29 7 18 19 22 27 CAN 30 7 8 23 26 61 |
| Goal | 24:52 | 3 : 1 | USA | EQ | 8 | WALLACE J | (5) | 16 FARMER D On Ice USA 29 4 7 8 16 22 CAN 30 7 8 23 26 61 |

3rd Period

| Action | Time | ET/Res | Team | Type | No. | Name | (G) | Name of Assistant(s) / Action Description |
|-------------|--------------|--------------|------------|------------|-----------|------------------|------|------------------------------------------------------------------|
| Goal | 31:42 | 4 : 1 | USA | EQ | 8 | WALLACE J | (6) | 27 PAULS J On Ice USA 29 8 9 24 27 37 CAN 30 4 13 19 92 98 |
| Goal | 32:06 | 4 : 2 | CAN | EQ | 23 | HICKEY L | (6) | On Ice USA 29 8 9 16 27 37 CAN 30 7 8 23 26 61 |
| Penalty | 39:54 | 41:54 | USA | 2 min. | 37 | EUSTACE D | | - Delaying the Game |
| Goal | 41:20 | 5 : 2 | USA | SH1 | 16 | FARMER D | (15) | 8 WALLACE J On Ice USA 29 4 8 16 27 CAN 30 12 13 19 26 92 |
| GK | 41:27 | | CAN | | | | | 30 WATSON C - Goalkeeper out |
| Goal | 41:29 | 6 : 2 | USA | SH1 | 4 | ROYBAL B | (3) | On Ice USA 29 4 8 16 27 CAN 4 8 19 23 26 92 |
| GK | 41:29 | | CAN | | 30 | WATSON C | | - Goalkeeper in |
| Penalty | 43:57 | 45:00 | CAN | 2 min. | 8 | McGREGOR T | | - Teeing |
| GK | 45:00 | | USA | | | | | 29 LAMARRE G - Goalkeeper out |
| GK | 45:00 | | CAN | | | | | 30 WATSON C - Goalkeeper out |

Goalkeeper Records

Team : USA - United States of America

Team : CAN - Canada

| No. | Name | SOG | SVS | MIP |
|-----|-----------------|-----|-----|-------|
| 29 | LAMARRE Griffin | 15 | 13 | 45:00 |
| 32 | LEE Jen | | | |

| No. | Name | SOG | SVS | MIP |
|-----|----------------|-----|-----|-------|
| 30 | WATSON Corbin | 25 | 20 | 44:58 |
| 54 | KINGSMILL Adam | | | |

Game Statistics

Team : USA (White)



| Head Coach : HOFF David | | | | | | | | | | | Shots on Goal | | | | Time on Ice | | | | | | | | |
|-------------------------|------|------------------|-----|----------|----------|----------|----------|-----------|-----------|-----------|---------------|-----------|----------|----------|-------------|-----|-------|-------|-------|----|-------|-----|------|
| No. | Pos. | Name | Gen | G | A | P | PIM | FO+ | FO-F | FO+/- | FO% | 1 | 2 | 3 | OTTS | +/- | 1 | 2 | 3 | OT | TOT | SHF | AVG |
| 4 | F | ROYBAL Brody | M | 1 | 0 | 1 | 0 | 0 | 0 | 0 | 0.00 | 1 | 0 | 1 | 2 | +3 | 7:21 | 8:12 | 8:08 | | 23:41 | 13 | 1:49 |
| 10 | F | BOLTON Brett | M | 0 | 0 | 0 | 0 | 0 | 0 | 0 | 0.00 | 0 | 0 | 0 | 0 | 0 | 4:27 | 2:14 | 1:56 | | 8:37 | 8 | 1:04 |
| 16 | F | FARMER Declan +A | M | 1 | 1 | 2 | 4 | 14 | 17 | -3 | 45.16 | 1 | 2 | 3 | 6 | +2 | 9:10 | 10:58 | 11:22 | | 31:30 | 18 | 1:45 |
| 22 | D | GROVE Noah | M | 0 | 0 | 0 | 0 | 0 | 0 | 0 | 0.00 | 0 | 1 | 1 | 2 | +2 | 10:00 | 8:28 | 8:56 | | 27:24 | 18 | 1:31 |
| 27 | D | PAULS Josh +C | M | 0 | 1 | 1 | 0 | 0 | 0 | 0 | 0.00 | 3 | 0 | 1 | 4 | +3 | 9:51 | 10:51 | 9:12 | | 29:54 | 19 | 1:34 |
| 8 | D | WALLACE Jack | M | 3 | 1 | 4 | 0 | 0 | 0 | 0 | 0.00 | 3 | 2 | 2 | 7 | +3 | 9:58 | 8:31 | 10:20 | | 28:49 | 14 | 2:03 |
| 9 | F | DODSON Travis +A | M | 0 | 0 | 0 | 0 | 2 | 5 | -3 | 28.57 | 1 | 0 | 0 | 1 | 0 | 3:57 | 2:43 | 2:05 | | 8:45 | 10 | 0:52 |
| 23 | D | CUNNINGHAM Liam | M | 0 | 0 | 0 | 0 | 0 | 0 | 0 | 0.00 | 0 | 0 | 0 | 0 | 0 | 0:00 | 2:10 | 1:32 | | 3:42 | 3 | 1:14 |
| 24 | F | MISIEWICZ Joshua | M | 0 | 0 | 0 | 0 | 1 | 1 | 0 | 50.00 | 0 | 0 | 0 | 0 | +1 | 2:53 | 3:46 | 1:25 | | 8:04 | 7 | 1:09 |
| 37 | F | EUSTACE David | M | 0 | 0 | 0 | 2 | 0 | 0 | 0 | 0.00 | 1 | 0 | 0 | 1 | 0 | 4:04 | 5:36 | 5:09 | | 14:49 | 13 | 1:08 |
| 7 | F | BEASLEY Kayden | M | 1 | 0 | 1 | 0 | 0 | 0 | 0 | 0.00 | 0 | 1 | 0 | 1 | +2 | 3:08 | 3:49 | 4:05 | | 11:02 | 9 | 1:13 |
| 18 | F | NICHOLS Evan | M | 0 | 0 | 0 | 0 | 2 | 5 | -3 | 28.57 | 0 | 0 | 0 | 0 | +1 | 4:21 | 3:48 | 4:19 | | 12:28 | 11 | 1:08 |
| 19 | F | JONES Malik | M | 0 | 0 | 0 | 0 | 1 | 0 | 1 | 100.00 | 0 | 1 | 1 | 2 | +1 | 3:49 | 3:38 | 4:27 | | 11:54 | 11 | 1:04 |
| 29 | GK | LAMARRE Griffin | M | 0 | 0 | 0 | 0 | | | | | 0 | 0 | 0 | 0 | | | | | | | | |
| 32 | GK | LEE Jen | M | 0 | 0 | 0 | 0 | | | | | 0 | 0 | 0 | 0 | | | | | | | | |
| Total | | | | 6 | 3 | 9 | 6 | 20 | 28 | -8 | 41.67 | 10 | 7 | 9 | 26 | | | | | | | | |

| Team : CAN (Red) | | | | | | | | | | | | | | | | | | | | | | | |
|----------------------------|------|----------------------|-----|----------|----------|----------|----------|-----------|-----------|----------|---------------|----------|----------|----------|-------------|-----|------|-------|------|----|-------|-----|------|
| Head Coach : RYBALKA Boris | | | | | | | | | | | Shots on Goal | | | | Time on Ice | | | | | | | | |
| No. | Pos. | Name | Gen | G | A | P | PIM | FO+ | FO-F | FO+/- | FO% | 1 | 2 | 3 | OTTS | +/- | 1 | 2 | 3 | OT | TOT | SHF | AVG |
| 8 | F | McGREGOR Tyler +C | M | 0 | 1 | 1 | 2 | 2 | 0 | 2 | 100.00 | 1 | 1 | 0 | 2 | -2 | 7:47 | 10:03 | 7:40 | | 25:30 | 19 | 1:20 |
| 23 | F | HICKEY Liam | M | 2 | 0 | 2 | 0 | 0 | 2 | -2 | 0.00 | 0 | 1 | 1 | 2 | -2 | 9:02 | 10:27 | 6:56 | | 26:25 | 20 | 1:19 |
| 26 | F | JACOBS-WEBB Anton | M | 0 | 0 | 0 | 2 | 15 | 8 | 7 | 65.22 | 1 | 1 | 0 | 2 | -3 | 5:48 | 8:07 | 5:22 | | 19:17 | 18 | 1:04 |
| 92 | D | HALBERT Auren | M | 0 | 0 | 0 | 0 | 0 | 0 | 0 | 0.00 | 0 | 1 | 1 | 2 | -3 | 9:11 | 9:22 | 9:50 | | 28:23 | 14 | 2:01 |
| 98 | D | LELIEVRE Mathieu | M | 0 | 0 | 0 | 0 | 0 | 0 | 0 | 0.00 | 0 | 0 | 0 | 0 | -1 | 4:00 | 5:12 | 5:41 | | 14:53 | 11 | 1:21 |
| 4 | F | DUNN James +A | M | 0 | 0 | 0 | 0 | 0 | 0 | 0 | 0.00 | 2 | 1 | 0 | 3 | -2 | 5:13 | 4:58 | 6:58 | | 17:09 | 19 | 0:54 |
| 5 | D | HENRY Tyrone | M | 0 | 0 | 0 | 0 | 0 | 0 | 0 | 0.00 | 0 | 0 | 0 | 0 | 0 | 0:00 | 0:00 | 0:00 | | 0:00 | 0 | 0:00 |
| 13 | F | BOILY Vincent | M | 0 | 0 | 0 | 2 | 0 | 0 | 0 | 0.00 | 0 | 0 | 0 | 0 | -2 | 4:52 | 3:47 | 6:39 | | 15:18 | 16 | 0:57 |
| 19 | F | COZZOLINO Dominic +A | M | 0 | 1 | 1 | 0 | 9 | 9 | 0 | 50.00 | 0 | 2 | 1 | 3 | -3 | 7:13 | 5:27 | 7:41 | | 20:21 | 16 | 1:16 |
| 61 | D | ARMSTRONG Rob | M | 0 | 0 | 0 | 2 | 0 | 0 | 0 | 0.00 | 0 | 0 | 0 | 0 | -1 | 6:57 | 7:02 | 6:37 | | 20:36 | 16 | 1:17 |
| 7 | F | LAVIN Zach | M | 0 | 0 | 0 | 0 | 0 | 0 | 0 | 0.00 | 0 | 0 | 0 | 0 | -1 | 7:23 | 8:18 | 6:37 | | 22:18 | 16 | 1:23 |
| 11 | F | DIXON Adam | M | 0 | 0 | 0 | 0 | 2 | 1 | 1 | 66.67 | 0 | 0 | 0 | 0 | 0 | 3:07 | 0:17 | 2:15 | | 5:39 | 5 | 1:07 |
| 12 | F | WESTLAKE Greg | M | 0 | 0 | 0 | 0 | 0 | 0 | 0 | 0.00 | 0 | 0 | 1 | 1 | -1 | 1:25 | 0:00 | 1:45 | | 3:10 | 3 | 1:03 |
| 30 | GK | WATSON Corbin | M | 0 | 0 | 0 | 0 | | | | | 0 | 0 | 0 | 0 | | | | | | | | |
| 54 | GK | KINGSMILL Adam | M | 0 | 0 | 0 | 0 | | | | | 0 | 0 | 0 | 0 | | | | | | | | |
| Total | | | | 2 | 2 | 4 | 8 | 28 | 20 | 8 | 58.33 | 4 | 7 | 4 | 15 | | | | | | | | |

| Legend: | | | | | |
|-----------------------------------|-------------|-------------------------------|---------------|---------------------------------|-----------------------------|
| (G) Goals in tournament | * | Does not count for Plus/minus | +/- | Plus/minus net | +A Alternate Captain |
| +C Captain | A | Assists | AVG | Average time on ice / shift | D Defender |
| ENG Empty net goal | EQ | Equal strength | ET/Res | Penalty end time/Result of game | F Forward |
| FO% % Face-offs won | FO+ | Face-offs won | FO- | Face-offs lost | FO+/- Face-offs net |
| G Goals | Gen | Gender | GK | Goalkeeper | M Male |
| MIP Minutes in play (GK) | No. | Jersey number | OT | Overtime | P Points |
| PIM Penalties in minutes | Pos. | Position | PP1 | Power play - 1 player | PPG Power play goals |
| SH1 Shorthanded - 1 player | SHF | Number of shifts | SHG | Shorthanded goals | SOG Shots on goal |
| SVS Saves | TOT | Total | TPP | Time on power play | TS Total shots |




Shot Chart
Tabella azioni di tiro

USA - CAN

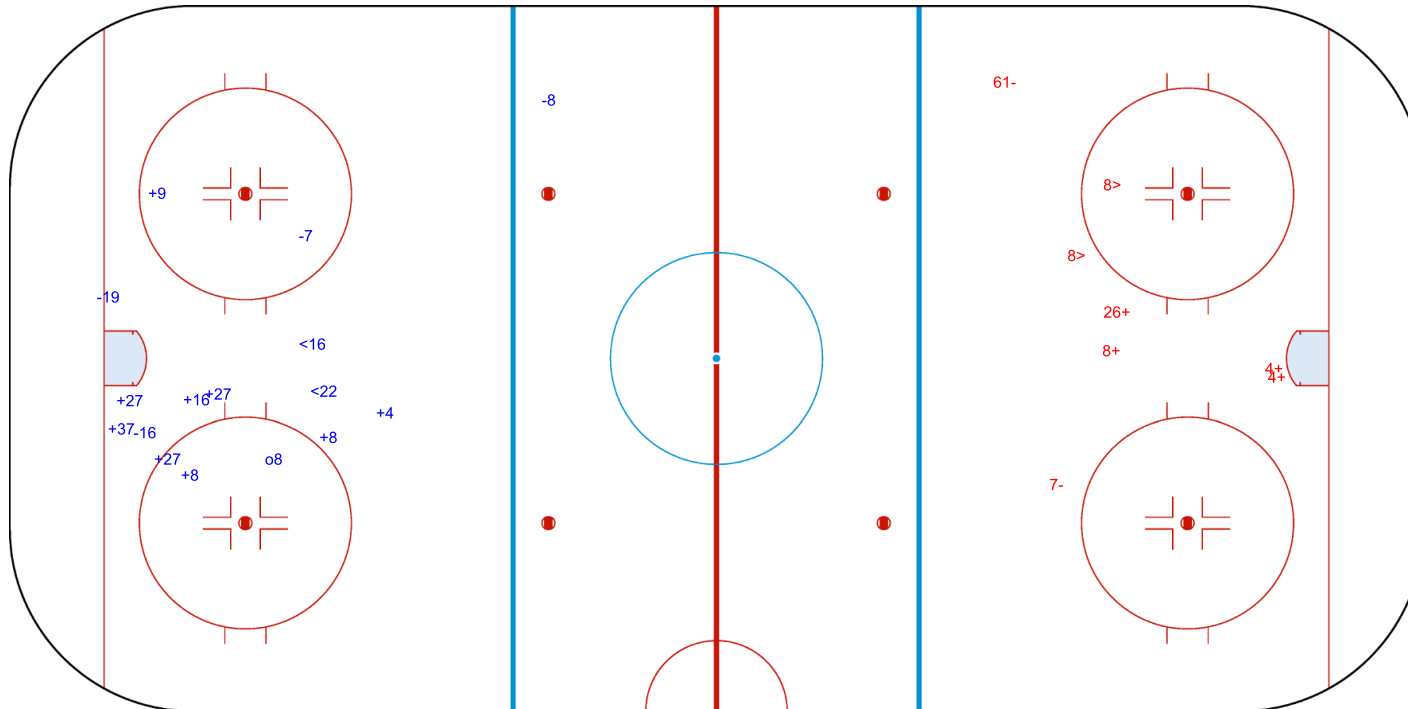


Shots by USA
Goal (o): 1
Block (<): 2
Save (+): 9
Miss (-): 4

Shots by CAN
Goal (o): 0
Block (>): 2
Save (+): 4
Miss (-): 2



GK 30 of CAN




GK 29 of USA



Shots by CAN

Goal (o): 1 Save (+): 6
Block (<): 0 Miss (-): 1



GK 29 of USA



2nd Period

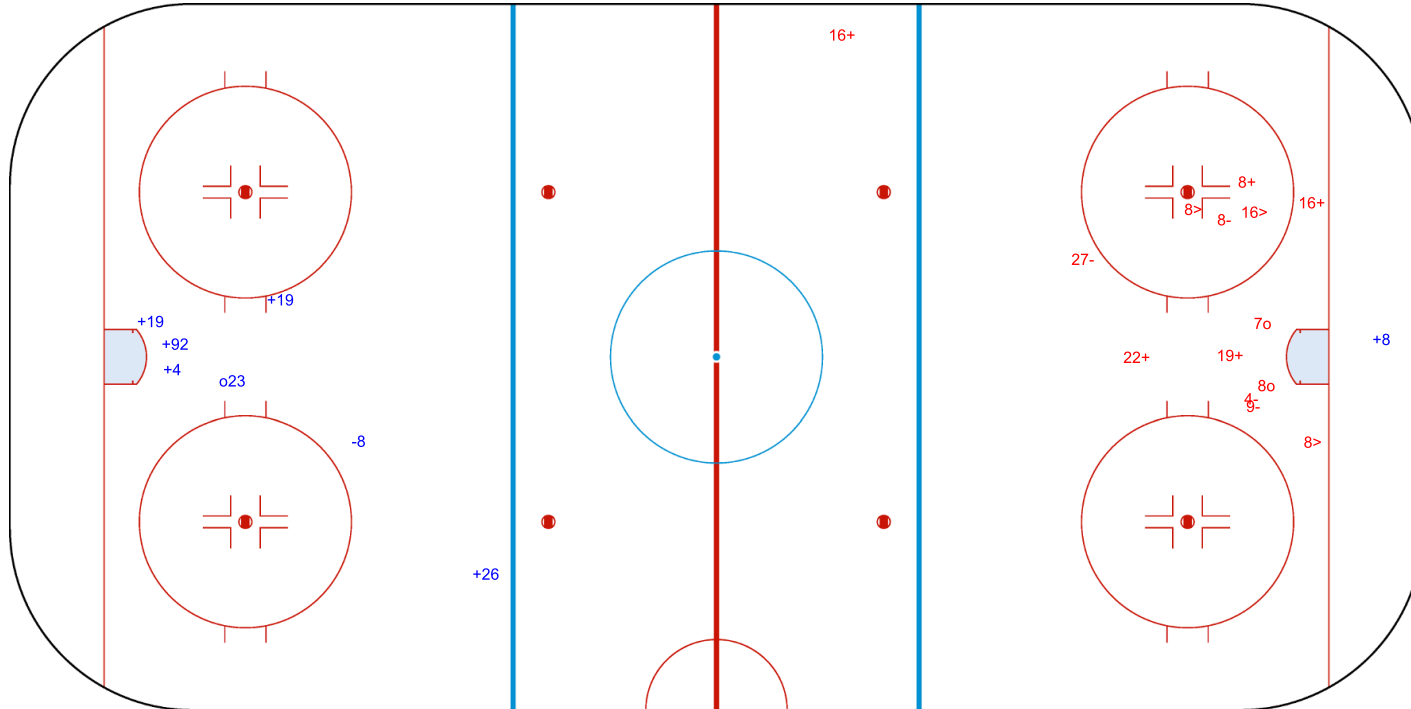


Shots by USA

Goal (o): 2 Save (+): 5
Block (>): 3 Miss (-): 4



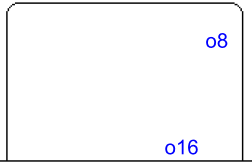
GK 30 of CAN



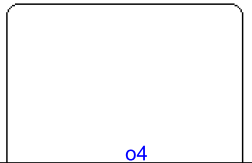


Shots by USA

Goal (o): 3 Save (+): 6
Block (<): 1 Miss (-): 1



GK 30 of CAN



ENG



3rd Period

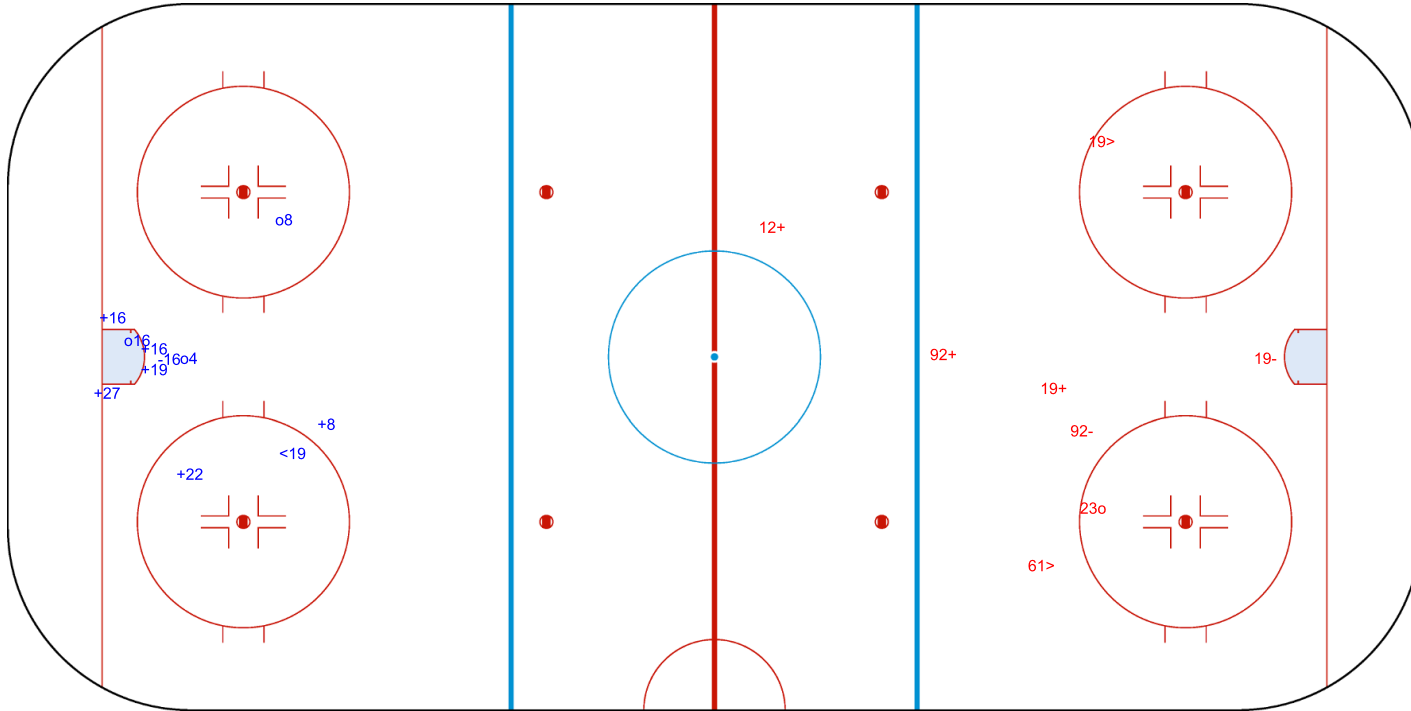


Shots by CAN

Goal (o): 1 Save (+): 3
Block (>): 2 Miss (-): 2



GK 29 of USA



Legend:

ENG

Empty net goal

GK

Goalkeeper



Face-off Chart

Tabella ingaggi

USA - CAN

1st PERIOD

| | USA | | CAN | | USA | | CAN | | Total wins all zones |
|---------------------|-----------|-----------|--------------|--------------|-----------|-----------|-----------|-----------|-------------------------|
| | Def. zone | Att. zone | Neutral zone | Neutral zone | Att. zone | Def. zone | Def. zone | Att. zone | |
| | + 9 | - 19 | + 16 | - 26 | + 18 | - 19 | | | |
| | - 16 | + 26 | + 16 | - 19 | - 16 | + 26 | | | |
| | + 9 | - 19 | - 16 | + 19 | - 16 | + 26 | | | |
| | - 9 | + 19 | | | - 16 | + 26 | | | |
| | | | | | + 16 | - 23 | | | |
| | | | | | - 16 | + 19 | | | |
| | | | | | - 18 | + 11 | | | |
| Total wins / period | 2 / 50% | 2 / 50% | 2 / 67% | 1 / 33% | 2 / 29% | 5 / 71% | 6 / 43% | 8 / 57% | |

2nd PERIOD

| | USA | | CAN | | USA | | CAN | | Total wins all zones |
|---------------------|-----------|-----------|--------------|--------------|-----------|-----------|-----------|-----------|-------------------------|
| | Def. zone | Att. zone | Neutral zone | Neutral zone | Att. zone | Def. zone | Def. zone | Att. zone | |
| | - 9 | + 19 | + 16 | - 26 | + 16 | - 26 | | | |
| | - 18 | + 26 | + 19 | - 26 | - 16 | + 19 | | | |
| | - 16 | + 8 | + 16 | - 26 | + 16 | - 23 | | | |
| | + 16 | - 26 | - 16 | + 19 | - 9 | + 19 | | | |
| | | | - 9 | + 26 | - 18 | + 26 | | | |
| | | | | | + 18 | - 19 | | | |
| | | | | | + 16 | - 26 | | | |
| | | | | | - 9 | + 26 | | | |
| | | | | | + 16 | - 26 | | | |
| Total wins / period | 1 / 25% | 3 / 75% | 3 / 60% | 2 / 40% | 5 / 56% | 4 / 44% | 9 / 50% | 9 / 50% | |

3rd PERIOD

| | USA | | CAN | | USA | | CAN | | Total wins all zones |
|---------------------|-----------|-----------|--------------|--------------|-----------|-----------|-----------|-----------|-------------------------|
| | Def. zone | Att. zone | Neutral zone | Neutral zone | Att. zone | Def. zone | Def. zone | Att. zone | |
| | + 16 | - 19 | - 16 | + 26 | - 16 | + 26 | | | |
| | + 24 | - 19 | - 16 | + 26 | - 16 | + 19 | | | |
| | - 16 | + 26 | - 18 | + 19 | - 24 | + 26 | | | |
| | - 16 | + 8 | - 16 | + 26 | + 16 | - 19 | | | |
| | | | - 16 | + 11 | + 16 | - 19 | | | |
| | | | | | + 16 | - 11 | | | |
| | | | | | - 18 | + 26 | | | |
| Total wins / period | 2 / 50% | 2 / 50% | 0 / 0% | 5 / 100% | 3 / 43% | 4 / 57% | 5 / 31% | 11 / 69% | |

TOTAL

| | USA | | CAN | | USA | | CAN | | Total wins all zones |
|-------------------|-----------|-----------|--------------|--------------|-----------|-----------|-----------|-----------|-------------------------|
| | Def. zone | Att. zone | Neutral zone | Neutral zone | Att. zone | Def. zone | Def. zone | Att. zone | |
| Total wins / game | 5 / 42% | 7 / 58% | 5 / 38% | 8 / 62% | 10 / 43% | 13 / 57% | 20 / 42% | 28 / 58% | |



HEAD TO HEAD

| | | CAN | | | | | | | | | |
|-----------------|-------------------|-------------------|------------------|-----------------|-------------------|-------------------|-------------------|------------------|------------------|-------------------|---------|
| No. | 8 | 11 | 19 | 23 | 26 | Tot. | wins USA | Dz | Nz | Az | |
| USA | 9 | | 2 - 3 | | 0 - 2 | 7 | 2 29% | 2 50% | 0 0% | 0 0% | |
| | 16 | 0 - 2 | 1 - 1 | 4 - 5 | 2 - 0 | 31 | 14 45% | 2 33% | 4 40% | 8 53% | |
| | 18 | | 0 - 1 | 2 - 1 | | 7 | 2 29% | 0 0% | 0 0% | 2 40% | |
| | 19 | | | | 1 - 0 | 1 | 1 100% | | 1 100% | | |
| | 24 | | | 1 - 0 | | 0 - 1 | 2 | 1 50% | 1 100% | | 0 0% |
| Tot. | 2 | 3 | 18 | 2 | 23 | 48 | 20 42% | 5 42% | 5 38% | 10 43% | |
| wins CAN | 2 100% | 2 67% | 9 50% | 0 0% | 15 65% | 28 58% | | | | | |
| Dz | | 1 50% | 4 50% | 0 0% | 8 73% | 13 57% | | | | | |
| Nz | | 1 100% | 3 75% | | 4 50% | 8 62% | | | | | |
| Az | 2 100% | | 2 33% | | 3 75% | 7 58% | | | | | |

Legend:

| | | | |
|--------------------------|--------------------------|------------------------------------|--------------------------|
| Att. Attacking | Az Attacking zone | Def. Defending | Dz Defending zone |
| No. Jersey number | Nz Neutral zone | Tot. Total face-offs played | |



Player Statistics by Team

Statistiche giocatori per squadra

As of SUN 15 MAR 2026

Including Game 20

CAN - Canada

Playing Statistics

| No. | Name | Gen | Pos. | GP | G | A | PTS | PIM | +/- | GWG | PPG | SHG | SOG | SG% | TM | M/G | TSh | AT/S |
|-----|-------------------|-----|------|----|---|---|-----|-----|-----|-----|-----|-----|-----|-------|--------|-------|-----|------|
| 4 | DUNN James | M | F | 5 | 5 | 1 | 6 | 0 | +6 | 1 | 1 | 0 | 26 | 19.23 | 86:39 | 17:19 | 77 | 1:07 |
| 5 | HENRY Tyrone | M | D | 4 | 0 | 0 | 0 | 0 | +3 | 0 | 0 | 0 | 2 | 0.00 | 34:34 | 8:38 | 39 | 0:53 |
| 7 | LAVIN Zach | M | F | 5 | 0 | 3 | 3 | 2 | +5 | 0 | 0 | 0 | 7 | 0.00 | 83:18 | 16:39 | 68 | 1:13 |
| 8 | McGREGOR Tyler | M | F | 5 | 6 | 8 | 14 | 2 | +8 | 1 | 2 | 0 | 24 | 25.00 | 109:50 | 21:58 | 81 | 1:21 |
| 11 | DIXON Adam | M | F | 5 | 1 | 1 | 2 | 6 | +5 | 0 | 1 | 0 | 11 | 9.09 | 66:38 | 13:19 | 53 | 1:15 |
| 12 | WESTLAKE Greg | M | F | 4 | 0 | 0 | 0 | 2 | +1 | 0 | 0 | 0 | 2 | 0.00 | 33:42 | 8:25 | 31 | 1:05 |
| 13 | BOILY Vincent | M | F | 5 | 4 | 4 | 8 | 6 | +6 | 1 | 2 | 0 | 16 | 25.00 | 73:00 | 14:36 | 67 | 1:05 |
| 17 | BURNETT Shawn | M | D | 2 | 0 | 0 | 0 | 0 | +4 | 0 | 0 | 0 | 1 | 0.00 | 30:43 | 15:21 | 24 | 1:16 |
| 19 | COZZOLINO Dominic | M | F | 5 | 5 | 5 | 10 | 0 | +7 | 1 | 1 | 0 | 18 | 27.78 | 100:23 | 20:04 | 76 | 1:19 |
| 23 | HICKEY Liam | M | F | 5 | 6 | 7 | 13 | 0 | +10 | 0 | 1 | 0 | 25 | 24.00 | 108:47 | 21:45 | 80 | 1:21 |
| 26 | JACOBS-WEBB Anton | M | F | 5 | 0 | 7 | 7 | 2 | +7 | 0 | 0 | 0 | 9 | 0.00 | 74:56 | 14:59 | 69 | 1:05 |
| 29 | KOVACEVICH Micah | M | F | 1 | 0 | 0 | 0 | 0 | +3 | 0 | 0 | 0 | 4 | 0.00 | 17:01 | 17:01 | 11 | 1:32 |
| 30 | WATSON Corbin | M | GK | 5 | 0 | 0 | 0 | 0 | | 0 | 0 | 0 | 0 | 0.00 | | | | |
| 54 | KINGSMILL Adam | M | GK | 5 | 0 | 0 | 0 | 0 | | 0 | 0 | 0 | 0 | 0.00 | | | | |
| 61 | ARMSTRONG Rob | M | D | 5 | 0 | 4 | 4 | 2 | +8 | 0 | 0 | 0 | 6 | 0.00 | 99:10 | 19:50 | 81 | 1:13 |
| 92 | HALBERT Auren | M | D | 5 | 5 | 3 | 8 | 8 | +12 | 0 | 0 | 0 | 14 | 35.71 | 135:38 | 27:07 | 78 | 1:44 |
| 98 | LELIEVRE Mathieu | M | D | 3 | 0 | 3 | 3 | 2 | +8 | 0 | 0 | 0 | 4 | 0.00 | 45:02 | 15:00 | 41 | 1:05 |

Goalkeeping Statistics

| No. | Name | Gen | GPT | GKD | GPI | MIP | MIP% | GA | SVS | SOG | SVS% | GAA | SO | W | L |
|-----|----------------|-----|-----|-----|-----|--------|-------|----|-----|-----|--------|------|----|---|---|
| 30 | WATSON Corbin | M | 5 | 5 | 4 | 179:58 | 80.00 | 8 | 42 | 50 | 84.00 | 2.00 | 1 | 3 | 1 |
| 54 | KINGSMILL Adam | M | 5 | 5 | 1 | 45:00 | 20.00 | 0 | 2 | 2 | 100.00 | 0.00 | 1 | 1 | 0 |

Legend:

| | | |
|--------------------------------------------|----------------------------------------------------|---------------------------------------|
| +/- Plus/minus net | A Assists | AT/S Average time per shift |
| D Defender | F Forward | G Goals |
| GA Goals against | GAA Goals against as average per 45 minutes | Gen Gender |
| GK Goalkeeper | GKD Goalkeeper dressed | GP Games played |
| GPI Games played in | GPT Games played by team | GWG Game winning goals |
| L Number of games lost | M Male | MIP Minutes and seconds played |
| MIP% MIP as percentage | M/G Minutes per game | No. Jersey number |
| PIM Penalties in minutes | Pos. Position on team | PPG Power play goals |
| PTS Points | SG% Percentage of goals from total shots | SHG Shorthanded goals |
| SO Shutouts | SOG Shots on goal | SVS Saves |
| SVS% SVS as percentage of total SOG | TM Total minutes played | TSh Total shifts played |
| W Number of games won | | |



Player Statistics by Team

Statistiche giocatori per squadra

As of SUN 15 MAR 2026

Including Game 19

CHN - People's Republic of China

Playing Statistics

| No. | Name | Gen | Pos. | GP | G | A | PTS | PIM | +/- | GWG | PPG | SHG | SOG | SG% | TM | M/G | TSh | AT/S |
|-----|---------------|-----|------|----|---|----|-----|-----|-----|-----|-----|-----|-----|-------|--------|-------|-----|------|
| 1 | WANG Wei | M | GK | 5 | 0 | 0 | 0 | 0 | | 0 | 0 | 0 | 0 | 0.00 | | | | |
| 3 | LYU Zhi | M | D | 5 | 0 | 6 | 6 | 6 | +5 | 0 | 0 | 0 | 2 | 0.00 | 63:23 | 12:40 | 65 | 0:58 |
| 8 | WANG Zhidong | M | F | 5 | 6 | 5 | 11 | 4 | +6 | 1 | 0 | 0 | 29 | 20.69 | 134:42 | 26:56 | 92 | 1:27 |
| 12 | CHE Hang | M | D | 5 | 0 | 1 | 1 | 2 | +2 | 0 | 0 | 0 | 1 | 0.00 | 20:24 | 4:04 | 20 | 1:01 |
| 15 | SONG Xiaodong | M | F | 5 | 1 | 5 | 6 | 4 | +5 | 0 | 0 | 0 | 10 | 10.00 | 81:25 | 16:17 | 74 | 1:06 |
| 17 | SHEN Yifeng | M | F | 5 | 1 | 13 | 14 | 2 | +8 | 0 | 0 | 0 | 11 | 9.09 | 143:27 | 28:41 | 87 | 1:38 |
| 18 | WANG Jujiang | M | D | 5 | 1 | 2 | 3 | 6 | +5 | 0 | 1 | 0 | 4 | 25.00 | 84:17 | 16:51 | 83 | 1:00 |
| 19 | ZHANG Zheng | M | D | 5 | 1 | 1 | 2 | 4 | +9 | 0 | 1 | 0 | 5 | 20.00 | 133:59 | 26:47 | 90 | 1:29 |
| 20 | JI Yanzhao | M | GK | 5 | 0 | 0 | 0 | 0 | | 0 | 0 | 0 | 0 | 0.00 | | | | |
| 23 | CUI Yutao | M | F | 1 | 0 | 0 | 0 | 4 | 0 | 0 | 0 | 0 | 0 | 0.00 | 12:23 | 12:23 | 13 | 0:57 |
| 24 | ZHU Zhanfu | M | D | 5 | 1 | 6 | 7 | 4 | +9 | 0 | 0 | 0 | 5 | 20.00 | 135:45 | 27:09 | 90 | 1:30 |
| 28 | TIAN Jintao | M | F | 5 | 9 | 4 | 13 | 8 | +11 | 1 | 1 | 0 | 27 | 33.33 | 122:26 | 24:29 | 80 | 1:31 |
| 30 | QIU Dianpeng | M | F | 4 | 4 | 0 | 4 | 0 | +3 | 1 | 2 | 0 | 11 | 36.36 | 64:07 | 16:01 | 60 | 1:04 |
| 32 | LI Hongguan | M | F | 4 | 2 | 3 | 5 | 2 | +6 | 0 | 1 | 0 | 5 | 40.00 | 61:28 | 15:22 | 56 | 1:05 |
| 33 | CHEN Hongyu | M | F | 5 | 1 | 0 | 1 | 0 | +4 | 0 | 0 | 0 | 5 | 20.00 | 13:51 | 2:46 | 13 | 1:03 |
| 37 | HE Haoran | M | D | 1 | 0 | 0 | 0 | 0 | 0 | 0 | 0 | 0 | 0 | 0.00 | 0:00 | 0:00 | 0 | 0:00 |
| 39 | LIU Wenxu | M | F | 5 | 2 | 0 | 2 | 0 | +2 | 0 | 0 | 0 | 3 | 66.67 | 16:10 | 3:14 | 16 | 1:00 |

Goalkeeping Statistics

| No. | Name | Gen | GPT | GKD | GPI | MIP | MIP% | GA | SVS | SOG | SVS% | GAA | SO | W | L |
|-----|------------|-----|-----|-----|-----|--------|-------|----|-----|-----|-------|------|----|---|---|
| 1 | WANG Wei | M | 5 | 5 | 3 | 105:00 | 46.67 | 6 | 30 | 36 | 83.33 | 2.57 | 0 | 1 | 1 |
| 20 | JI Yanzhao | M | 5 | 5 | 3 | 120:00 | 53.33 | 8 | 37 | 45 | 82.22 | 3.00 | 1 | 2 | 1 |

Legend:

| | | | | | |
|-------------|--------------------------------|-------------|-----------------------------------------|-------------|----------------------------|
| +/- | Plus/minus net | A | Assists | AT/S | Average time per shift |
| D | Defender | F | Forward | G | Goals |
| GA | Goals against | GAA | Goals against as average per 45 minutes | Gen | Gender |
| GK | Goalkeeper | GKD | Goalkeeper dressed | GP | Games played |
| GPI | Games played in | GPT | Games played by team | GWG | Game winning goals |
| L | Number of games lost | M | Male | MIP | Minutes and seconds played |
| MIP% | MIP as percentage | M/G | Minutes per game | No. | Jersey number |
| PIM | Penalties in minutes | Pos. | Position on team | PPG | Power play goals |
| PTS | Points | SG% | Percentage of goals from total shots | SHG | Shorthanded goals |
| SO | Shutouts | SOG | Shots on goal | SVS | Saves |
| SVS% | SVS as percentage of total SOG | TM | Total minutes played | TSh | Total shifts played |
| W | Number of games won | | | | |



Player Statistics by Team

Statistiche giocatori per squadra

As of SUN 15 MAR 2026

Including Game 19

CZE - Czechia

Playing Statistics

| No. | Name | Gen | Pos. | GP | G | A | PTS | PIM | +/- | GWG | PPG | SHG | SOG | SG% | TM | M/G | TSh | AT/S |
|-----|------------------|-----|------|----|---|---|-----|-----|-----|-----|-----|-----|-----|-------|--------|-------|-----|------|
| 1 | KUDELA Martin | M | GK | 5 | 0 | 0 | 0 | 0 | | 0 | 0 | 0 | 0 | 0.00 | | | | |
| 2 | BOCEK Petr | M | D | 0 | 0 | 0 | 0 | 0 | 0 | 0 | 0 | 0 | 0 | 0.00 | 0:00 | 0:00 | 0 | 0:00 |
| 12 | ZIZLAVSKY Martin | M | F | 5 | 2 | 2 | 4 | 2 | +2 | 1 | 0 | 0 | 10 | 20.00 | 111:16 | 22:15 | 97 | 1:08 |
| 15 | ZELINKA Radek | M | D | 5 | 4 | 3 | 7 | 4 | +3 | 0 | 0 | 0 | 16 | 25.00 | 130:03 | 26:00 | 99 | 1:18 |
| 17 | PATEK Theodor | M | F | 5 | 0 | 1 | 1 | 0 | +1 | 0 | 0 | 0 | 0 | 0.00 | 10:54 | 2:10 | 10 | 1:05 |
| 19 | OHAR Alex | M | F | 5 | 0 | 1 | 1 | 4 | -1 | 0 | 0 | 0 | 4 | 0.00 | 93:29 | 18:41 | 83 | 1:07 |
| 27 | VRUBEL David | M | D | 5 | 0 | 0 | 0 | 0 | +1 | 0 | 0 | 0 | 2 | 0.00 | 12:16 | 2:27 | 10 | 1:13 |
| 29 | KUBES Pavel | M | D | 5 | 1 | 1 | 2 | 0 | -5 | 0 | 0 | 0 | 10 | 10.00 | 97:14 | 19:26 | 96 | 1:00 |
| 33 | HECKO Vaclav | M | F | 5 | 0 | 2 | 2 | 8 | +2 | 0 | 0 | 0 | 11 | 0.00 | 113:33 | 22:42 | 95 | 1:11 |
| 47 | ONDRAK David | M | F | 5 | 0 | 0 | 0 | 0 | +1 | 0 | 0 | 0 | 0 | 0.00 | 10:59 | 2:11 | 10 | 1:05 |
| 55 | VESELY Filip | M | F | 5 | 2 | 3 | 5 | 2 | +1 | 0 | 0 | 0 | 13 | 15.38 | 114:48 | 22:57 | 88 | 1:18 |
| 67 | DOLEZAL Pavel | M | D | 5 | 1 | 3 | 4 | 2 | +6 | 0 | 0 | 0 | 8 | 12.50 | 122:12 | 24:26 | 101 | 1:12 |
| 74 | GEIER Michal | M | F | 5 | 3 | 2 | 5 | 2 | -1 | 0 | 1 | 0 | 11 | 27.27 | 100:28 | 20:05 | 85 | 1:10 |
| 80 | KAPKO Lukas | M | D | 5 | 1 | 2 | 3 | 4 | -4 | 1 | 1 | 0 | 3 | 33.33 | 95:29 | 19:05 | 91 | 1:02 |
| 82 | HABL Zdenek | M | F | 5 | 1 | 1 | 2 | 4 | -1 | 0 | 1 | 0 | 5 | 20.00 | 87:40 | 17:32 | 80 | 1:05 |
| 92 | SEDLACEK Patrik | M | GK | 5 | 0 | 0 | 0 | 0 | | 0 | 0 | 0 | 0 | 0.00 | | | | |

Goalkeeping Statistics

| No. | Name | Gen | GPT | GKD | GPI | MIP | MIP% | GA | SVS | SOG | SVS% | GAA | SO | W | L |
|-----|-----------------|-----|-----|-----|-----|--------|-------|----|-----|-----|-------|------|----|---|---|
| 1 | KUDELA Martin | M | 5 | 5 | 1 | 45:00 | 20.13 | 1 | 8 | 9 | 88.89 | 1.00 | 0 | 1 | 0 |
| 92 | SEDLACEK Patrik | M | 5 | 5 | 4 | 178:30 | 79.87 | 14 | 79 | 93 | 84.95 | 3.53 | 0 | 1 | 3 |

Legend:

| | | | | | |
|-------------|--------------------------------|-------------|-----------------------------------------|-------------|----------------------------|
| +/- | Plus/minus net | A | Assists | AT/S | Average time per shift |
| D | Defender | F | Forward | G | Goals |
| GA | Goals against | GAA | Goals against as average per 45 minutes | Gen | Gender |
| GK | Goalkeeper | GKD | Goalkeeper dressed | GP | Games played |
| GPI | Games played in | GPT | Games played by team | GWG | Game winning goals |
| L | Number of games lost | M | Male | MIP | Minutes and seconds played |
| MIP% | MIP as percentage | M/G | Minutes per game | No. | Jersey number |
| PIM | Penalties in minutes | Pos. | Position on team | PPG | Power play goals |
| PTS | Points | SG% | Percentage of goals from total shots | SHG | Shorthanded goals |
| SO | Shutouts | SOG | Shots on goal | SVS | Saves |
| SVS% | SVS as percentage of total SOG | TM | Total minutes played | TSh | Total shifts played |
| W | Number of games won | | | | |



Player Statistics by Team

Statistiche giocatori per squadra

As of SAT 14 MAR 2026

Including Game 18

GER - Germany

Playing Statistics

| No. | Name | Gen | Pos. | GP | G | A | PTS | PIM | +/- | GWG | PPG | SHG | SOG | SG% | TM | M/G | TSh | AT/S |
|-----|------------------------|-----|------|----|---|---|-----|-----|-----|-----|-----|-----|-----|-------|--------|-------|-----|------|
| 3 | DISVELD Bas | M | F | 5 | 0 | 1 | 1 | 2 | -7 | 0 | 0 | 0 | 4 | 0.00 | 84:29 | 16:53 | 68 | 1:14 |
| 6 | RAEDLER Hugo | M | D | 5 | 0 | 1 | 1 | 0 | -11 | 0 | 0 | 0 | 0 | 0.00 | 117:15 | 23:27 | 97 | 1:12 |
| 7 | REIMANN Leopold | M | F | 5 | 0 | 0 | 0 | 2 | -6 | 0 | 0 | 0 | 1 | 0.00 | 66:42 | 13:20 | 57 | 1:10 |
| 8 | RENNHACK Frank | M | F | 5 | 0 | 0 | 0 | 4 | -12 | 0 | 0 | 0 | 5 | 0.00 | 98:49 | 19:45 | 79 | 1:15 |
| 12 | JASTER Christian | M | F | 1 | 0 | 0 | 0 | 0 | 0 | 0 | 0 | 0 | 0 | 0.00 | 0:00 | 0:00 | 0 | 0:00 |
| 14 | BUSSMANN Jano | M | F | 5 | 1 | 0 | 1 | 2 | -9 | 0 | 0 | 0 | 2 | 50.00 | 72:29 | 14:29 | 64 | 1:07 |
| 21 | BETZ Steven | M | D | 2 | 0 | 0 | 0 | 0 | -4 | 0 | 0 | 0 | 0 | 0.00 | 22:29 | 11:14 | 18 | 1:14 |
| 22 | MUEHLHANS Veit | M | GK | 5 | 0 | 0 | 0 | 0 | | 0 | 0 | 0 | 0 | 0.00 | | | | |
| 27 | MALCHIN Marcel Nicolas | M | F | 5 | 0 | 0 | 0 | 2 | -10 | 0 | 0 | 0 | 2 | 0.00 | 64:08 | 12:49 | 62 | 1:02 |
| 33 | KUHLI-LAUENSTEIN Ingo | M | D | 5 | 0 | 1 | 1 | 6 | -12 | 0 | 0 | 0 | 3 | 0.00 | 119:01 | 23:48 | 91 | 1:18 |
| 43 | HERING Bernhard | M | F | 5 | 2 | 0 | 2 | 6 | -10 | 0 | 1 | 0 | 9 | 22.22 | 107:34 | 21:30 | 84 | 1:16 |
| 44 | BRELAGE Malte | M | D | 5 | 0 | 1 | 1 | 28 | -10 | 0 | 0 | 0 | 3 | 0.00 | 117:17 | 23:27 | 91 | 1:17 |
| 47 | KUNST Simon | M | GK | 5 | 0 | 0 | 0 | 0 | | 0 | 0 | 0 | 0 | 0.00 | | | | |
| 55 | STUMPE Sven | M | D | 5 | 0 | 2 | 2 | 0 | -13 | 0 | 0 | 0 | 0 | 0.00 | 90:48 | 18:09 | 81 | 1:07 |
| 77 | WEDDE Joerg | M | F | 5 | 0 | 0 | 0 | 0 | -8 | 0 | 0 | 0 | 3 | 0.00 | 68:43 | 13:44 | 62 | 1:06 |
| 83 | PILZ Christian | M | D | 2 | 0 | 0 | 0 | 0 | -2 | 0 | 0 | 0 | 0 | 0.00 | 8:39 | 4:19 | 13 | 0:39 |
| 97 | SCHRADER Felix | M | F | 5 | 4 | 1 | 5 | 6 | -7 | 1 | 0 | 0 | 11 | 36.36 | 80:49 | 16:09 | 72 | 1:07 |

Goalkeeping Statistics

| No. | Name | Gen | GPT | GKD | GPI | MIP | MIP% | GA | SVS | SOG | SVS% | GAA | SO | W | L |
|-----|----------------|-----|-----|-----|-----|--------|-------|----|-----|-----|-------|------|----|---|---|
| 22 | MUEHLHANS Veit | M | 5 | 5 | 2 | 96:04 | 41.64 | 16 | 50 | 66 | 75.76 | 7.49 | 0 | 1 | 1 |
| 47 | KUNST Simon | M | 5 | 5 | 3 | 134:40 | 58.36 | 19 | 66 | 85 | 77.65 | 6.35 | 0 | 0 | 3 |

Legend:

| | | |
|--------------------------------------------|----------------------------------------------------|---------------------------------------|
| +/- Plus/minus net | A Assists | AT/S Average time per shift |
| D Defender | F Forward | G Goals |
| GA Goals against | GAA Goals against as average per 45 minutes | Gen Gender |
| GK Goalkeeper | GKD Goalkeeper dressed | GP Games played |
| GPI Games played in | GPT Games played by team | GWG Game winning goals |
| L Number of games lost | M Male | MIP Minutes and seconds played |
| MIP% MIP as percentage | M/G Minutes per game | No. Jersey number |
| PIM Penalties in minutes | Pos. Position on team | PPG Power play goals |
| PTS Points | SG% Percentage of goals from total shots | SHG Shorthanded goals |
| SO Shutouts | SOG Shots on goal | SVS Saves |
| SVS% SVS as percentage of total SOG | TM Total minutes played | TSh Total shifts played |
| W Number of games won | | |



Player Statistics by Team

Statistiche giocatori per squadra

As of SAT 14 MAR 2026

Including Game 18

ITA - Italy

Playing Statistics

| No. | Name | Gen | Pos. | GP | G | A | PTS | PIM | +/- | GWG | PPG | SHG | SOG | SG% | TM | M/G | TSh | AT/S |
|-----|------------------------|-----|------|----|---|---|-----|-----|-----|-----|-----|-----|-----|--------|--------|-------|-----|------|
| 1 | STILLITANO Santino | M | GK | 5 | 0 | 0 | 0 | 0 | | 0 | 0 | 0 | 0 | 0.00 | | | | |
| 2 | ENDERLE Alex | M | D | 5 | 0 | 1 | 1 | 0 | -11 | 0 | 0 | 0 | 4 | 0.00 | 103:28 | 20:41 | 61 | 1:41 |
| 3 | ROSA Gianluigi | M | F | 5 | 2 | 7 | 9 | 6 | -7 | 0 | 0 | 0 | 23 | 8.70 | 127:45 | 25:33 | 62 | 2:03 |
| 4 | REMOTTI MARNINI Matteo | M | F | 5 | 0 | 0 | 0 | 2 | -5 | 0 | 0 | 0 | 0 | 0.00 | 23:51 | 4:46 | 19 | 1:15 |
| 6 | CAVALIERE Gian Luca | M | D | 0 | 0 | 0 | 0 | 0 | 0 | 0 | 0 | 0 | 0 | 0.00 | 0:00 | 0:00 | 0 | 0:00 |
| 8 | RADICE Roberto | M | F | 5 | 1 | 0 | 1 | 0 | -1 | 0 | 0 | 0 | 1 | 100.00 | 14:22 | 2:52 | 14 | 1:01 |
| 9 | KALEGARIS Sandro | M | F | 5 | 1 | 3 | 4 | 14 | -4 | 0 | 0 | 0 | 8 | 12.50 | 101:07 | 20:13 | 62 | 1:37 |
| 10 | KAFMANN Stephan | M | F | 5 | 0 | 1 | 1 | 0 | -2 | 0 | 0 | 0 | 6 | 0.00 | 74:15 | 14:51 | 54 | 1:22 |
| 11 | LARCH Nils | M | F | 5 | 1 | 3 | 4 | 2 | -8 | 0 | 1 | 0 | 6 | 16.67 | 125:37 | 25:07 | 64 | 1:57 |
| 15 | LANDEROS Nikko | M | D | 5 | 7 | 1 | 8 | 4 | -7 | 3 | 1 | 0 | 22 | 31.82 | 192:52 | 38:34 | 41 | 4:42 |
| 18 | MACRI Andrea | M | D | 5 | 0 | 4 | 4 | 2 | -1 | 0 | 0 | 0 | 1 | 0.00 | 79:47 | 15:57 | 55 | 1:27 |
| 25 | TORELLA Francesco | M | F | 5 | 0 | 1 | 1 | 2 | -3 | 0 | 0 | 0 | 0 | 0.00 | 12:54 | 2:34 | 11 | 1:10 |
| 26 | ANTOCHI Eusebiu | M | D | 5 | 0 | 0 | 0 | 4 | -8 | 0 | 0 | 0 | 1 | 0.00 | 47:52 | 9:34 | 41 | 1:10 |
| 27 | ANDREONI Alessandro | M | F | 5 | 0 | 0 | 0 | 2 | -4 | 0 | 0 | 0 | 3 | 0.00 | 61:45 | 12:21 | 48 | 1:17 |
| 62 | DEPAOLI Christoph | M | F | 5 | 2 | 2 | 4 | 0 | -9 | 0 | 1 | 0 | 13 | 15.38 | 134:10 | 26:50 | 68 | 1:58 |
| 74 | ARAUDO Gabriele | M | D | 0 | 0 | 0 | 0 | 0 | 0 | 0 | 0 | 0 | 0 | 0.00 | 0:00 | 0:00 | 0 | 0:00 |
| 82 | KASSLATTER Julian | M | GK | 5 | 0 | 0 | 0 | 0 | | 0 | 0 | 0 | 0 | 0.00 | | | | |

Goalkeeping Statistics

| No. | Name | Gen | GPT | GKD | GPI | MIP | MIP% | GA | SVS | SOG | SVS% | GAA | SO | W | L |
|-----|--------------------|-----|-----|-----|-----|--------|-------|----|-----|-----|-------|------|----|---|---|
| 1 | STILLITANO Santino | M | 5 | 5 | 4 | 146:03 | 64.91 | 16 | 66 | 82 | 80.49 | 4.93 | 1 | 2 | 1 |
| 82 | KASSLATTER Julian | M | 5 | 5 | 3 | 78:57 | 35.09 | 12 | 34 | 46 | 73.91 | 6.84 | 0 | 1 | 1 |

Legend:

| | | | | | |
|-------------|--------------------------------|-------------|-----------------------------------------|-------------|----------------------------|
| +/- | Plus/minus net | A | Assists | AT/S | Average time per shift |
| D | Defender | F | Forward | G | Goals |
| GA | Goals against | GAA | Goals against as average per 45 minutes | Gen | Gender |
| GK | Goalkeeper | GKD | Goalkeeper dressed | GP | Games played |
| GPI | Games played in | GPT | Games played by team | GWG | Game winning goals |
| L | Number of games lost | M | Male | MIP | Minutes and seconds played |
| MIP% | MIP as percentage | M/G | Minutes per game | No. | Jersey number |
| PIM | Penalties in minutes | Pos. | Position on team | PPG | Power play goals |
| PTS | Points | SG% | Percentage of goals from total shots | SHG | Shorthanded goals |
| SO | Shutouts | SOG | Shots on goal | SVS | Saves |
| SVS% | SVS as percentage of total SOG | TM | Total minutes played | TSh | Total shifts played |
| W | Number of games won | | | | |



Player Statistics by Team

Statistiche giocatori per squadra

As of SAT 14 MAR 2026

Including Game 17

JPN - Japan

Playing Statistics

| No. | Name | Gen | Pos. | GP | G | A | PTS | PIM | +/- | GWG | PPG | SHG | SOG | SG% | TM | M/G | TSh | AT/S |
|-----|---------------------|-----|------|----|---|---|-----|-----|-----|-----|-----|-----|-----|-------|--------|-------|-----|------|
| 1 | KANEKO Mikio | M | F | 1 | 0 | 0 | 0 | 0 | 0 | 0 | 0 | 0 | 0 | 0.00 | 0:00 | 0:00 | 0 | 0:00 |
| 3 | FUKUNISHI Akari | F | D | 5 | 0 | 0 | 0 | 0 | -1 | 0 | 0 | 0 | 0 | 0.00 | 1:55 | 0:23 | 1 | 1:55 |
| 5 | NIITSU Kazuyoshi | M | F | 5 | 1 | 1 | 2 | 4 | -10 | 0 | 0 | 0 | 4 | 25.00 | 86:22 | 17:16 | 66 | 1:18 |
| 7 | MATSUSHITA Masahiro | M | D | 4 | 0 | 1 | 1 | 4 | -5 | 0 | 0 | 0 | 2 | 0.00 | 71:49 | 17:57 | 55 | 1:18 |
| 8 | ISHIKAWA Yudai | M | D | 5 | 0 | 0 | 0 | 6 | -18 | 0 | 0 | 0 | 6 | 0.00 | 140:01 | 28:00 | 69 | 2:01 |
| 10 | ITO Itsuki | M | F | 5 | 2 | 1 | 3 | 2 | -12 | 0 | 0 | 0 | 11 | 18.18 | 176:20 | 35:16 | 57 | 3:05 |
| 11 | NASU Norihiko | M | D | 5 | 0 | 0 | 0 | 0 | -1 | 0 | 0 | 0 | 1 | 0.00 | 19:39 | 3:55 | 14 | 1:24 |
| 13 | YOSHIKAWA Mamoru | M | F | 5 | 0 | 0 | 0 | 0 | -2 | 0 | 0 | 0 | 0 | 0.00 | 12:54 | 2:34 | 10 | 1:17 |
| 17 | MORISAKI Amu | M | F | 5 | 0 | 0 | 0 | 6 | -7 | 0 | 0 | 0 | 0 | 0.00 | 103:52 | 20:46 | 66 | 1:34 |
| 23 | UKAI Shosei | M | F | 5 | 0 | 2 | 2 | 2 | -14 | 0 | 0 | 0 | 4 | 0.00 | 163:53 | 32:46 | 63 | 2:36 |
| 24 | SUDO Satoru | M | D | 5 | 0 | 0 | 0 | 6 | -13 | 0 | 0 | 0 | 2 | 0.00 | 140:40 | 28:08 | 68 | 2:04 |
| 25 | MISAWA Eiji | M | F | 5 | 0 | 0 | 0 | 0 | 0 | 0 | 0 | 0 | 0 | 0.00 | 20:39 | 4:07 | 20 | 1:01 |
| 38 | OKABE Manabu | M | GK | 5 | 0 | 0 | 0 | 0 | 0 | 0 | 0 | 0 | 0 | 0.00 | | | | |
| 40 | SHIOYA Yoshihiro | M | D | 5 | 0 | 0 | 0 | 0 | 0 | 0 | 0 | 0 | 0 | 0.00 | 5:19 | 1:03 | 5 | 1:03 |
| 45 | HORIE Wataru | M | GK | 5 | 0 | 0 | 0 | 0 | 0 | 0 | 0 | 0 | 0 | 0.00 | | | | |
| 58 | NAKAMURA Shunsuke | M | F | 0 | 0 | 0 | 0 | 0 | 0 | 0 | 0 | 0 | 0 | 0.00 | 0:00 | 0:00 | 0 | 0:00 |
| 95 | KAWAHARA Yusei | M | F | 5 | 0 | 0 | 0 | 2 | -7 | 0 | 0 | 0 | 1 | 0.00 | 43:06 | 8:37 | 39 | 1:06 |
| 96 | KUMAGAI Masaharu | M | F | 5 | 0 | 0 | 0 | 6 | -13 | 0 | 0 | 0 | 6 | 0.00 | 108:14 | 21:38 | 66 | 1:38 |

Goalkeeping Statistics

| No. | Name | Gen | GPT | GKD | GPI | MIP | MIP% | GA | SVS | SOG | SVS% | GAA | SO | W | L |
|-----|--------------|-----|-----|-----|-----|--------|--------|----|-----|-----|-------|------|----|---|---|
| 38 | OKABE Manabu | M | 5 | 5 | 0 | 0:00 | 0.00 | 0 | 0 | 0 | 0.00 | 0.00 | 0 | 0 | 0 |
| 45 | HORIE Wataru | M | 5 | 5 | 5 | 225:00 | 100.00 | 28 | 135 | 163 | 82.82 | 5.60 | 0 | 0 | 5 |

Legend:

| | | | | | |
|-------------|--------------------------------|-------------|-----------------------------------------|-------------|----------------------------|
| +/- | Plus/minus net | A | Assists | AT/S | Average time per shift |
| D | Defender | F | Female / Forward | G | Goals |
| GA | Goals against | GAA | Goals against as average per 45 minutes | Gen | Gender |
| GK | Goalkeeper | GKD | Goalkeeper dressed | GP | Games played |
| GPI | Games played in | GPT | Games played by team | GWG | Game winning goals |
| L | Number of games lost | M | Male | MIP | Minutes and seconds played |
| MIP% | MIP as percentage | M/G | Minutes per game | No. | Jersey number |
| PIM | Penalties in minutes | Pos. | Position on team | PPG | Power play goals |
| PTS | Points | SG% | Percentage of goals from total shots | SHG | Shorthanded goals |
| SO | Shutouts | SOG | Shots on goal | SVS | Saves |
| SVS% | SVS as percentage of total SOG | TM | Total minutes played | TSh | Total shifts played |
| W | Number of games won | | | | |



Player Statistics by Team

Statistiche giocatori per squadra

As of SAT 14 MAR 2026

Including Game 17

SVK - Slovakia

Playing Statistics

| No. | Name | Gen | Pos. | GP | G | A | PTS | PIM | +/- | GWG | PPG | SHG | SOG | SG% | TM | M/G | TSh | AT/S |
|-----|-------------------|-----|------|----|---|---|-----|-----|-----|-----|-----|-----|-----|--------|--------|-------|-----|-------|
| 4 | PUCHEIN Jan | M | D | 0 | 0 | 0 | 0 | 0 | 0 | 0 | 0 | 0 | 0 | 0.00 | 0:00 | 0:00 | 0 | 0:00 |
| 5 | HOZAKOVA Michaela | F | F | 0 | 0 | 0 | 0 | 0 | 0 | 0 | 0 | 0 | 0 | 0.00 | 0:00 | 0:00 | 0 | 0:00 |
| 7 | STASAK Miroslav | M | F | 5 | 0 | 0 | 0 | 0 | -1 | 0 | 0 | 0 | 2 | 0.00 | 36:33 | 7:18 | 24 | 1:31 |
| 11 | LIGDA Marian | M | F | 5 | 0 | 3 | 3 | 6 | -7 | 0 | 0 | 0 | 7 | 0.00 | 174:24 | 34:52 | 54 | 3:13 |
| 15 | GARBIAR Jozef | M | F | 5 | 0 | 0 | 0 | 0 | -2 | 0 | 0 | 0 | 0 | 0.00 | 8:06 | 1:37 | 6 | 1:21 |
| 17 | VARGA Richard | M | D | 0 | 0 | 0 | 0 | 0 | 0 | 0 | 0 | 0 | 0 | 0.00 | 0:00 | 0:00 | 0 | 0:00 |
| 18 | LEPACEK Eduard | M | GK | 5 | 0 | 0 | 0 | 0 | | 0 | 0 | 0 | 0 | 0.00 | | | | |
| 21 | PASTUCHA Miroslav | M | GK | 5 | 0 | 0 | 0 | 0 | | 0 | 0 | 0 | 0 | 0.00 | | | | |
| 25 | JOPPA Martin | M | F | 5 | 4 | 4 | 8 | 2 | -11 | 1 | 0 | 0 | 37 | 10.81 | 226:20 | 45:16 | 22 | 10:17 |
| 30 | FOJTIK Erik | M | D | 0 | 0 | 0 | 0 | 0 | 0 | 0 | 0 | 0 | 0 | 0.00 | 0:00 | 0:00 | 0 | 0:00 |
| 33 | HLINKA Michal | M | D | 5 | 1 | 0 | 1 | 2 | -6 | 0 | 0 | 0 | 1 | 100.00 | 124:35 | 24:55 | 74 | 1:41 |
| 44 | TURIC Robert | M | F | 5 | 0 | 1 | 1 | 0 | -4 | 0 | 0 | 0 | 2 | 0.00 | 36:53 | 7:22 | 35 | 1:03 |
| 45 | VECEREK Milos | M | F | 5 | 2 | 0 | 2 | 2 | -4 | 0 | 0 | 0 | 12 | 16.67 | 179:47 | 35:57 | 56 | 3:12 |
| 66 | FERENCIK Slavomir | M | D | 5 | 1 | 2 | 3 | 2 | -10 | 0 | 0 | 0 | 6 | 16.67 | 145:41 | 29:08 | 69 | 2:06 |
| 85 | KARDOS Miroslav | M | D | 0 | 0 | 0 | 0 | 0 | 0 | 0 | 0 | 0 | 0 | 0.00 | 0:00 | 0:00 | 0 | 0:00 |
| 98 | KORMAN David | M | F | 5 | 2 | 3 | 5 | 2 | -9 | 1 | 1 | 0 | 17 | 11.76 | 201:55 | 40:23 | 42 | 4:48 |

Goalkeeping Statistics

| No. | Name | Gen | GPT | GKD | GPI | MIP | MIP% | GA | SVS | SOG | SVS% | GAA | SO | W | L |
|-----|-------------------|-----|-----|-----|-----|--------|--------|----|-----|-----|-------|------|----|---|---|
| 18 | LEPACEK Eduard | M | 5 | 5 | 5 | 231:00 | 100.00 | 21 | 92 | 113 | 81.42 | 4.09 | 1 | 2 | 3 |
| 21 | PASTUCHA Miroslav | M | 5 | 5 | 0 | 0:00 | 0.00 | 0 | 0 | 0 | 0.00 | 0.00 | 0 | 0 | 0 |

Legend:

| | | | | | |
|-------------|--------------------------------|-------------|-----------------------------------------|-------------|----------------------------|
| +/- | Plus/minus net | A | Assists | AT/S | Average time per shift |
| D | Defender | F | Female / Forward | G | Goals |
| GA | Goals against | GAA | Goals against as average per 45 minutes | Gen | Gender |
| GK | Goalkeeper | GKD | Goalkeeper dressed | GP | Games played |
| GPI | Games played in | GPT | Games played by team | GWG | Game winning goals |
| L | Number of games lost | M | Male | MIP | Minutes and seconds played |
| MIP% | MIP as percentage | M/G | Minutes per game | No. | Jersey number |
| PIM | Penalties in minutes | Pos. | Position on team | PPG | Power play goals |
| PTS | Points | SG% | Percentage of goals from total shots | SHG | Shorthanded goals |
| SO | Shutouts | SOG | Shots on goal | SVS | Saves |
| SVS% | SVS as percentage of total SOG | TM | Total minutes played | TSh | Total shifts played |
| W | Number of games won | | | | |



Player Statistics by Team

Statistiche giocatori per squadra

As of SUN 15 MAR 2026

Including Game 20

USA - United States of America

Playing Statistics

| No. | Name | Gen | Pos. | GP | G | A | PTS | PIM | +/- | GWG | PPG | SHG | SOG | SG% | TM | M/G | TSh | AT/S |
|-----|------------------|-----|------|----|----|----|-----|-----|-----|-----|-----|-----|-----|-------|--------|-------|-----|------|
| 4 | ROYBAL Brody | M | F | 5 | 3 | 10 | 13 | 2 | +16 | 0 | 2 | 1 | 15 | 20.00 | 97:54 | 19:34 | 68 | 1:26 |
| 7 | BEASLEY Kayden | M | F | 5 | 4 | 1 | 5 | 0 | +11 | 0 | 0 | 0 | 12 | 33.33 | 59:26 | 11:53 | 55 | 1:04 |
| 8 | WALLACE Jack | M | D | 5 | 6 | 8 | 14 | 4 | +15 | 1 | 1 | 0 | 33 | 18.18 | 125:24 | 25:04 | 92 | 1:21 |
| 9 | DODSON Travis | M | F | 5 | 0 | 6 | 6 | 0 | +7 | 0 | 0 | 0 | 6 | 0.00 | 62:22 | 12:28 | 71 | 0:52 |
| 10 | BOLTON Brett | M | F | 5 | 4 | 1 | 5 | 2 | +15 | 1 | 0 | 0 | 17 | 23.53 | 63:36 | 12:43 | 61 | 1:02 |
| 11 | UTHKE Landon | M | D | 1 | 0 | 2 | 2 | 0 | +7 | 0 | 0 | 0 | 4 | 0.00 | 24:21 | 24:21 | 18 | 1:21 |
| 16 | FARMER Declan | M | F | 5 | 15 | 11 | 26 | 4 | +26 | 2 | 1 | 1 | 40 | 37.50 | 116:22 | 23:16 | 79 | 1:28 |
| 18 | NICHOLS Evan | M | F | 5 | 1 | 5 | 6 | 2 | +5 | 0 | 0 | 0 | 4 | 25.00 | 72:40 | 14:32 | 65 | 1:07 |
| 19 | JONES Malik | M | F | 5 | 1 | 2 | 3 | 2 | +9 | 0 | 0 | 0 | 7 | 14.29 | 60:59 | 12:11 | 55 | 1:06 |
| 22 | GROVE Noah | M | D | 5 | 2 | 9 | 11 | 0 | +22 | 0 | 1 | 0 | 13 | 15.38 | 118:26 | 23:41 | 93 | 1:16 |
| 23 | CUNNINGHAM Liam | M | D | 4 | 1 | 1 | 2 | 0 | +3 | 0 | 1 | 0 | 9 | 11.11 | 57:46 | 14:26 | 62 | 0:55 |
| 24 | MISIEWICZ Joshua | M | F | 2 | 0 | 0 | 0 | 0 | +1 | 0 | 0 | 0 | 4 | 0.00 | 18:47 | 9:23 | 19 | 0:59 |
| 27 | PAULS Josh | M | D | 5 | 2 | 7 | 9 | 0 | +22 | 0 | 1 | 0 | 11 | 18.18 | 121:50 | 24:22 | 97 | 1:15 |
| 29 | LAMARRE Griffin | M | GK | 5 | 0 | 0 | 0 | 0 | | 0 | 0 | 0 | 0 | 0.00 | | | | |
| 32 | LEE Jen | M | GK | 5 | 0 | 0 | 0 | 0 | | 0 | 0 | 0 | 0 | 0.00 | | | | |
| 37 | EUSTACE David | M | F | 5 | 6 | 3 | 9 | 2 | +9 | 1 | 1 | 0 | 15 | 40.00 | 72:08 | 14:25 | 74 | 0:58 |
| 88 | McKEE Kevin | M | F | 3 | 1 | 0 | 1 | 0 | +4 | 0 | 0 | 0 | 2 | 50.00 | 38:28 | 12:49 | 38 | 1:00 |

Goalkeeping Statistics

| No. | Name | Gen | GPT | GKD | GPI | MIP | MIP% | GA | SVS | SOG | SVS% | GAA | SO | W | L |
|-----|-----------------|-----|-----|-----|-----|--------|-------|----|-----|-----|-------|------|----|---|---|
| 29 | LAMARRE Griffin | M | 5 | 5 | 3 | 135:00 | 60.00 | 3 | 18 | 21 | 85.71 | 1.00 | 1 | 3 | 0 |
| 32 | LEE Jen | M | 5 | 5 | 2 | 90:00 | 40.00 | 2 | 9 | 11 | 81.82 | 1.00 | 0 | 2 | 0 |

Legend:

| | | | | | |
|-------------|--------------------------------|-------------|-----------------------------------------|-------------|----------------------------|
| +/- | Plus/minus net | A | Assists | AT/S | Average time per shift |
| D | Defender | F | Forward | G | Goals |
| GA | Goals against | GAA | Goals against as average per 45 minutes | Gen | Gender |
| GK | Goalkeeper | GKD | Goalkeeper dressed | GP | Games played |
| GPI | Games played in | GPT | Games played by team | GWG | Game winning goals |
| L | Number of games lost | M | Male | MIP | Minutes and seconds played |
| MIP% | MIP as percentage | M/G | Minutes per game | No. | Jersey number |
| PIM | Penalties in minutes | Pos. | Position on team | PPG | Power play goals |
| PTS | Points | SG% | Percentage of goals from total shots | SHG | Shorthanded goals |
| SO | Shutouts | SOG | Shots on goal | SVS | Saves |
| SVS% | SVS as percentage of total SOG | TM | Total minutes played | TSh | Total shifts played |
| W | Number of games won | | | | |



Team Statistics

Statistiche squadra
As of SUN 15 MAR 2026
Including Game 20

Scoring Efficiency

(Ranked by highest SG% / highest GP)

| Rank | Team | GP | GF | SSG | SOG | SG% |
|------|------|----|----|-----|-----|--------------|
| 1 | CHN | 5 | 29 | 89 | 118 | 24.58 |
| 2 | USA | 5 | 46 | 146 | 192 | 23.96 |
| 3 | CAN | 5 | 32 | 137 | 169 | 18.93 |
| 4 | GER | 5 | 7 | 36 | 43 | 16.28 |
| 5 | CZE | 5 | 15 | 78 | 93 | 16.13 |
| 6 | ITA | 5 | 14 | 74 | 88 | 15.91 |
| 7 | SVK | 5 | 10 | 74 | 84 | 11.90 |
| 8 | JPN | 5 | 3 | 34 | 37 | 8.11 |

Power Play

(Ranked by highest PP% / highest GP)

| Rank | Team | GP | ADV | PPGF | PP% | TPP | M:S |
|------|------|----|-----|------|--------------|-------|-------|
| 1 | CHN | 5 | 12 | 6 | 50.00 | 17:26 | 2:54 |
| 2 | USA | 5 | 18 | 8 | 44.44 | 27:48 | 3:28 |
| 3 | CAN | 5 | 21 | 8 | 38.10 | 30:13 | 3:46 |
| 4 | CZE | 5 | 15 | 3 | 20.00 | 24:08 | 8:02 |
| 4 | ITA | 5 | 15 | 3 | 20.00 | 28:18 | 9:26 |
| 6 | GER | 5 | 7 | 1 | 14.29 | 13:59 | 13:59 |
| 7 | SVK | 5 | 10 | 1 | 10.00 | 19:10 | 19:10 |
| 8 | JPN | 5 | 10 | 0 | 0.00 | 19:28 | 0:00 |

Penalty Killing

(Ranked by highest PK% / highest GP)

| Rank | Team | GP | DVG | PPGA | PK% | TSH | M:S |
|------|------|----|-----|------|--------------|-------|-------|
| 1 | SVK | 5 | 7 | 1 | 85.71 | 15:15 | 15:15 |
| 2 | JPN | 5 | 17 | 4 | 76.47 | 27:33 | 6:53 |
| 3 | ITA | 5 | 12 | 3 | 75.00 | 22:34 | 7:31 |
| 3 | USA | 5 | 8 | 2 | 75.00 | 12:24 | 6:12 |
| 5 | CAN | 5 | 14 | 4 | 71.43 | 20:32 | 5:08 |
| 5 | CHN | 5 | 21 | 6 | 71.43 | 35:08 | 5:51 |
| 7 | GER | 5 | 15 | 5 | 66.67 | 27:07 | 5:25 |
| 8 | CZE | 5 | 14 | 5 | 64.29 | 19:57 | 3:59 |

Goalkeeping

(Ranked by highest SVS%)

| Rank | Team | GP | GA | SVS | SOG | SVS% | GAA | SHGA | PPGA | SO | ENG |
|------|------|----|----|-----|-----|--------------|------|------|------|----|-----|
| 1 | CZE | 5 | 16 | 87 | 103 | 84.47 | 3.22 | 0 | 5 | 0 | 1 |
| 2 | USA | 5 | 5 | 27 | 32 | 84.38 | 1.00 | 0 | 2 | 1 | 0 |
| 3 | CAN | 5 | 9 | 44 | 53 | 83.02 | 1.80 | 2 | 4 | 2 | 1 |
| 4 | JPN | 5 | 28 | 135 | 163 | 82.82 | 5.60 | 0 | 4 | 0 | 0 |
| 5 | CHN | 5 | 14 | 67 | 81 | 82.72 | 2.80 | 0 | 6 | 1 | 0 |
| 6 | SVK | 5 | 21 | 92 | 113 | 81.42 | 4.09 | 0 | 1 | 1 | 0 |
| 7 | ITA | 5 | 28 | 100 | 128 | 78.12 | 5.60 | 0 | 3 | 1 | 0 |
| 8 | GER | 5 | 35 | 116 | 151 | 76.82 | 6.83 | 0 | 5 | 0 | 0 |

Penalties

(Ranked by highest PIM)

| Rank | Team | GP | 2 | 5 | 10 | GM | PIM | PAVG |
|------|------|----|----|---|----|----|-----------|-------|
| 1 | GER | 5 | 19 | 0 | 2 | 0 | 58 | 11:36 |
| 2 | CHN | 5 | 23 | 0 | 0 | 0 | 46 | 9:12 |
| 3 | ITA | 5 | 14 | 0 | 1 | 0 | 38 | 7:36 |
| 3 | JPN | 5 | 19 | 0 | 0 | 0 | 38 | 7:36 |
| 5 | CZE | 5 | 17 | 0 | 0 | 0 | 34 | 6:48 |
| 6 | CAN | 5 | 16 | 0 | 0 | 0 | 32 | 6:24 |
| 7 | USA | 5 | 10 | 0 | 0 | 0 | 20 | 4:00 |
| 8 | SVK | 5 | 8 | 0 | 0 | 0 | 16 | 3:12 |

Shorthanded Goals

(Ranked by highest NET / lowest GP)

| Rank | Team | GP | SHGF | SHGA | NET |
|------|------|----|------|------|-----------|
| 1 | USA | 5 | 2 | 0 | +2 |
| 2 | CHN | 5 | 0 | 0 | 0 |
| 2 | CZE | 5 | 0 | 0 | 0 |
| 2 | GER | 5 | 0 | 0 | 0 |
| 2 | ITA | 5 | 0 | 0 | 0 |
| 2 | JPN | 5 | 0 | 0 | 0 |
| 2 | SVK | 5 | 0 | 0 | 0 |
| 8 | CAN | 5 | 0 | 2 | -2 |

Attendance

(Ranked by highest average attendance)

| Rank | Team | GP | Spect | AVG |
|------|--------------|----|-------|-------------|
| 1 | ITA | 5 | 28494 | 5698 |
| 2 | USA | 5 | 27452 | 5490 |
| 3 | CAN | 5 | 24237 | 4847 |
| 4 | GER | 5 | 18815 | 3763 |
| 5 | CHN | 5 | 17807 | 3561 |
| 6 | SVK | 5 | 15238 | 3047 |
| 7 | JPN | 5 | 13896 | 2779 |
| 8 | CZE | 5 | 12707 | 2541 |
| | Total | 20 | 79323 | 3966 |

Legend:

| | | |
|----------------------------------------------|--------------------------------------------|-------------------------------------------------------|
| 2 Two (2) minute penalties | 5 Five (5) minute penalties | 10 Ten (10) minute penalties |
| ADV Advantage (times on power play) | AVG Average | DVG Disadvantage (number of times shorthanded) |
| ENG Empty net goals | GA Goals against | GAA Goals against as average per 45 minutes |
| GF Goals for | GM Game misconducts | GP Games played |
| M:S Average time in min. and sec. | NET SHGF - SHGA | PAVG PIM in average |
| PIM Penalties in minutes | PK% Penalty killing percentage | PPGA Power play goals against |
| PPGF Power play goals for | PP% Power play eff. as percentage | SG% Percentage of goals from total shots |
| SHGA Shorthanded goals against | SHGF Shorthanded goals for | SO Shutouts |
| SOG Shots on goal | Spect Spectators | SSG Shots saved by goalkeeper |
| SVS Saves | SVS% SVS as percentage of total SOG | TPP Time of power play |
| TSH Time shorthanded in min. and sec. | | |



Goalkeepers

Portieri

As of SUN 15 MAR 2026

Including Game 20

(Ranked by highest SVS% / lowest GAA / highest GPI)

| Rank | Name | Gender | No. | Team | GKD | GPI | MIP | MIP% | SOG | GA | SVS | SVS% | GAA | PPGA | SHGA | SO |
|------|--------------------|--------|-----|------|-----|-----|--------|--------|-----|----|-----|--------------|------|------|------|----|
| 1 | LAMARRE Griffin | M | 29 | USA | 5 | 3 | 135:00 | 60.00 | 21 | 3 | 18 | 85.71 | 1.00 | 2 | 0 | 1 |
| 2 | SEDLACEK Patrik | M | 92 | CZE | 5 | 4 | 178:30 | 79.87 | 93 | 14 | 79 | 84.95 | 3.53 | 4 | 0 | 0 |
| 3 | WATSON Corbin | M | 30 | CAN | 5 | 4 | 179:58 | 80.00 | 50 | 8 | 42 | 84.00 | 2.00 | 4 | 1 | 1 |
| 4 | WANG Wei | M | 1 | CHN | 5 | 3 | 105:00 | 46.67 | 36 | 6 | 30 | 83.33 | 2.57 | 1 | 0 | 0 |
| 5 | HORIE Wataru | M | 45 | JPN | 5 | 5 | 225:00 | 100.00 | 163 | 28 | 135 | 82.82 | 5.60 | 4 | 0 | 0 |
| 6 | JI Yanzhao | M | 20 | CHN | 5 | 3 | 120:00 | 53.33 | 45 | 8 | 37 | 82.22 | 3.00 | 5 | 0 | 1 |
| 7 | LEE Jen | M | 32 | USA | 5 | 2 | 90:00 | 40.00 | 11 | 2 | 9 | 81.82 | 1.00 | 0 | 0 | 0 |
| 8 | LEPACEK Eduard | M | 18 | SVK | 5 | 5 | 231:00 | 100.00 | 113 | 21 | 92 | 81.42 | 4.09 | 1 | 0 | 1 |
| 9 | STILLITANO Santino | M | 1 | ITA | 5 | 4 | 146:03 | 64.91 | 82 | 16 | 66 | 80.49 | 4.93 | 1 | 0 | 1 |
| 10 | KUNST Simon | M | 47 | GER | 5 | 3 | 134:40 | 58.36 | 85 | 19 | 66 | 77.65 | 6.35 | 4 | 0 | 0 |
| 11 | MUEHLHANS Veit | M | 22 | GER | 5 | 2 | 96:04 | 41.64 | 66 | 16 | 50 | 75.76 | 7.49 | 1 | 0 | 0 |

(Goalkeepers with less than 40% of their team's total minutes (MIP% less 40))

| Name | Gender | No. | Team | GKD | GPI | MIP | MIP% | SOG | GA | SVS | SVS% | GAA | PPGA | SHGA | SO |
|-------------------|--------|-----|------|-----|-----|-------|-------|-----|----|-----|---------------|------|------|------|----|
| KINGSMILL Adam | M | 54 | CAN | 5 | 1 | 45:00 | 20.00 | 2 | 0 | 2 | 100.00 | 0.00 | 0 | 0 | 1 |
| KUDELA Martin | M | 1 | CZE | 5 | 1 | 45:00 | 20.13 | 9 | 1 | 8 | 88.89 | 1.00 | 1 | 0 | 0 |
| KASSLATTER Julian | M | 82 | ITA | 5 | 3 | 78:57 | 35.09 | 46 | 12 | 34 | 73.91 | 6.84 | 2 | 0 | 0 |

Legend:

| | | | | | |
|-------------|---------------------------|-------------|-----------------------------------------|-------------|----------------------------|
| GA | Goals against | GAA | Goals against as average per 45 minutes | GKD | Goalkeeper dressed |
| GPI | Games played in | M | Male | MIP | Minutes and seconds played |
| MIP% | MIP as percentage | No. | Jersey number | PPGA | Power play goals against |
| SHGA | Shorthanded goals against | SO | Shutouts (no GA in a game) | SOG | Shots on goal (G+SSG) |
| SVS | Saves | SVS% | SVS as percentage of total SOG | | |



Scoring Leaders
Migliori giocatori
As of SUN 15 MAR 2026
Including Game 20

(Ranked by highest PTS/ highest G/ lowest GP)

| Rank | Name | Gender | No. | Team | Pos. | GP | G | A | PTS | PIM | +/- |
|------|-------------------|--------|-----|------|------|----|----|----|-----------|-----|-----|
| 1 | FARMER Declan | M | 16 | USA | F | 5 | 15 | 11 | 26 | 4 | +26 |
| 2 | McGREGOR Tyler | M | 8 | CAN | F | 5 | 6 | 8 | 14 | 2 | +8 |
| 2 | WALLACE Jack | M | 8 | USA | D | 5 | 6 | 8 | 14 | 4 | +15 |
| 4 | SHEN Yifeng | M | 17 | CHN | F | 5 | 1 | 13 | 14 | 2 | +8 |
| 5 | TIAN Jintao | M | 28 | CHN | F | 5 | 9 | 4 | 13 | 8 | +11 |
| 6 | HICKEY Liam | M | 23 | CAN | F | 5 | 6 | 7 | 13 | 0 | +10 |
| 7 | ROYBAL Brody | M | 4 | USA | F | 5 | 3 | 10 | 13 | 2 | +16 |
| 8 | WANG Zhidong | M | 8 | CHN | F | 5 | 6 | 5 | 11 | 4 | +6 |
| 9 | GROVE Noah | M | 22 | USA | D | 5 | 2 | 9 | 11 | 0 | +22 |
| 10 | COZZOLINO Dominic | M | 19 | CAN | F | 5 | 5 | 5 | 10 | 0 | +7 |
| 11 | EUSTACE David | M | 37 | USA | F | 5 | 6 | 3 | 9 | 2 | +9 |
| 12 | PAULS Josh | M | 27 | USA | D | 5 | 2 | 7 | 9 | 0 | +22 |
| 12 | ROSA Gianluigi | M | 3 | ITA | F | 5 | 2 | 7 | 9 | 6 | -7 |
| 14 | LANDEROS Nikko | M | 15 | ITA | D | 5 | 7 | 1 | 8 | 4 | -7 |
| 15 | HALBERT Auren | M | 92 | CAN | D | 5 | 5 | 3 | 8 | 8 | +12 |
| 16 | BOILY Vincent | M | 13 | CAN | F | 5 | 4 | 4 | 8 | 6 | +6 |
| 16 | JOPPA Martin | M | 25 | SVK | F | 5 | 4 | 4 | 8 | 2 | -11 |
| 18 | ZELINKA Radek | M | 15 | CZE | D | 5 | 4 | 3 | 7 | 4 | +3 |
| 19 | ZHU Zhanfu | M | 24 | CHN | D | 5 | 1 | 6 | 7 | 4 | +9 |
| 20 | JACOBS-WEBB Anton | M | 26 | CAN | F | 5 | 0 | 7 | 7 | 2 | +7 |
| 21 | DUNN James | M | 4 | CAN | F | 5 | 5 | 1 | 6 | 0 | +6 |
| 22 | NICHOLS Evan | M | 18 | USA | F | 5 | 1 | 5 | 6 | 2 | +5 |
| 22 | SONG Xiaodong | M | 15 | CHN | F | 5 | 1 | 5 | 6 | 4 | +5 |
| 24 | DODSON Travis | M | 9 | USA | F | 5 | 0 | 6 | 6 | 0 | +7 |
| 24 | LYU Zhi | M | 3 | CHN | D | 5 | 0 | 6 | 6 | 6 | +5 |
| 26 | BEASLEY Kayden | M | 7 | USA | F | 5 | 4 | 1 | 5 | 0 | +11 |
| 26 | BOLTON Brett | M | 10 | USA | F | 5 | 4 | 1 | 5 | 2 | +15 |
| 26 | SCHRADER Felix | M | 97 | GER | F | 5 | 4 | 1 | 5 | 6 | -7 |
| 29 | GEIER Michal | M | 74 | CZE | F | 5 | 3 | 2 | 5 | 2 | -1 |
| 30 | LI Hongguan | M | 32 | CHN | F | 4 | 2 | 3 | 5 | 2 | +6 |

| Legend: | | | | | |
|-------------|----------------|------------|---------------|------------|----------------------|
| +/- | Plus/minus net | A | Assists | D | Defender |
| F | Forward | G | Goals | GP | Games played |
| M | Male | No. | Jersey number | PIM | Penalties in minutes |
| Pos. | Position | PTS | Points | | |



Goal Scoring Leaders

Migliori marcatori
As of SUN 15 MAR 2026
Including Game 20

(Ranked by highest G/ lowest GP)

| Rank | Name | Gender | No. | Team | Pos. | GP | G | S | SG% | PPG | SHG | +/- |
|------|-------------------|--------|-----|------|------|----|----|----|-------|-----|-----|-----|
| 1 | FARMER Declan | M | 16 | USA | F | 5 | 15 | 40 | 37.50 | 1 | 1 | +26 |
| 2 | TIAN Jintao | M | 28 | CHN | F | 5 | 9 | 27 | 33.33 | 1 | 0 | +11 |
| 3 | LANDEROS Nikko | M | 15 | ITA | D | 5 | 7 | 22 | 31.82 | 1 | 0 | -7 |
| 4 | EUSTACE David | M | 37 | USA | F | 5 | 6 | 15 | 40.00 | 1 | 0 | +9 |
| 4 | HICKEY Liam | M | 23 | CAN | F | 5 | 6 | 25 | 24.00 | 1 | 0 | +10 |
| 4 | McGREGOR Tyler | M | 8 | CAN | F | 5 | 6 | 24 | 25.00 | 2 | 0 | +8 |
| 4 | WALLACE Jack | M | 8 | USA | D | 5 | 6 | 33 | 18.18 | 1 | 0 | +15 |
| 4 | WANG Zhidong | M | 8 | CHN | F | 5 | 6 | 29 | 20.69 | 0 | 0 | +6 |
| 9 | COZZOLINO Dominic | M | 19 | CAN | F | 5 | 5 | 18 | 27.78 | 1 | 0 | +7 |
| 9 | DUNN James | M | 4 | CAN | F | 5 | 5 | 26 | 19.23 | 1 | 0 | +6 |
| 9 | HALBERT Auren | M | 92 | CAN | D | 5 | 5 | 14 | 35.71 | 0 | 0 | +12 |
| 12 | QIU Dianpeng | M | 30 | CHN | F | 4 | 4 | 11 | 36.36 | 2 | 0 | +3 |
| 13 | BEASLEY Kayden | M | 7 | USA | F | 5 | 4 | 12 | 33.33 | 0 | 0 | +11 |
| 13 | BOILY Vincent | M | 13 | CAN | F | 5 | 4 | 16 | 25.00 | 2 | 0 | +6 |
| 13 | BOLTON Brett | M | 10 | USA | F | 5 | 4 | 17 | 23.53 | 0 | 0 | +15 |
| 13 | JOPPA Martin | M | 25 | SVK | F | 5 | 4 | 37 | 10.81 | 0 | 0 | -11 |
| 13 | SCHRADER Felix | M | 97 | GER | F | 5 | 4 | 11 | 36.36 | 0 | 0 | -7 |
| 13 | ZELINKA Radek | M | 15 | CZE | D | 5 | 4 | 16 | 25.00 | 0 | 0 | +3 |
| 19 | GEIER Michal | M | 74 | CZE | F | 5 | 3 | 11 | 27.27 | 1 | 0 | -1 |
| 19 | ROYBAL Brody | M | 4 | USA | F | 5 | 3 | 15 | 20.00 | 2 | 1 | +16 |
| 21 | LI Hongguan | M | 32 | CHN | F | 4 | 2 | 5 | 40.00 | 1 | 0 | +6 |
| 22 | DEPAOLI Christoph | M | 62 | ITA | F | 5 | 2 | 13 | 15.38 | 1 | 0 | -9 |
| 22 | GROVE Noah | M | 22 | USA | D | 5 | 2 | 13 | 15.38 | 1 | 0 | +22 |
| 22 | HERING Bernhard | M | 43 | GER | F | 5 | 2 | 9 | 22.22 | 1 | 0 | -10 |
| 22 | ITO Itsuki | M | 10 | JPN | F | 5 | 2 | 11 | 18.18 | 0 | 0 | -12 |
| 22 | KORMAN David | M | 98 | SVK | F | 5 | 2 | 17 | 11.76 | 1 | 0 | -9 |
| 22 | LIU Wenxu | M | 39 | CHN | F | 5 | 2 | 3 | 66.67 | 0 | 0 | +2 |
| 22 | PAULS Josh | M | 27 | USA | D | 5 | 2 | 11 | 18.18 | 1 | 0 | +22 |
| 22 | ROSA Gianluigi | M | 3 | ITA | F | 5 | 2 | 23 | 8.70 | 0 | 0 | -7 |
| 22 | VECEREK Milos | M | 45 | SVK | F | 5 | 2 | 12 | 16.67 | 0 | 0 | -4 |
| 22 | VESELY Filip | M | 55 | CZE | F | 5 | 2 | 13 | 15.38 | 0 | 0 | +1 |
| 22 | ZIZLAVSKY Martin | M | 12 | CZE | F | 5 | 2 | 10 | 20.00 | 0 | 0 | +2 |

Legend:

| | | | | | | | |
|------------|------------------|----------|----------|------------|--------------------------------------|-------------|-------------------|
| +/- | Plus/minus net | D | Defender | F | Forward | G | Goals |
| GP | Games played | M | Male | No. | Jersey number | Pos. | Position |
| PPG | Power play goals | S | Shots | SG% | Percentage of goals from total shots | SHG | Shorthanded goals |



Assist Leaders
Migliori realizzatori di assist
As of SUN 15 MAR 2026
Including Game 20

(Ranked by highest A/ lowest GP)

| Rank | Name | Gender | No. | Team | Pos. | GP | A | +/- |
|------|-------------------|--------|-----|------|------|----|----|-----|
| 1 | SHEN Yifeng | M | 17 | CHN | F | 5 | 13 | +8 |
| 2 | FARMER Declan | M | 16 | USA | F | 5 | 11 | +26 |
| 3 | ROYBAL Brody | M | 4 | USA | F | 5 | 10 | +16 |
| 4 | GROVE Noah | M | 22 | USA | D | 5 | 9 | +22 |
| 5 | McGREGOR Tyler | M | 8 | CAN | F | 5 | 8 | +8 |
| 5 | WALLACE Jack | M | 8 | USA | D | 5 | 8 | +15 |
| 7 | HICKEY Liam | M | 23 | CAN | F | 5 | 7 | +10 |
| 7 | JACOBS-WEBB Anton | M | 26 | CAN | F | 5 | 7 | +7 |
| 7 | PAULS Josh | M | 27 | USA | D | 5 | 7 | +22 |
| 7 | ROSA Gianluigi | M | 3 | ITA | F | 5 | 7 | -7 |
| 11 | DODSON Travis | M | 9 | USA | F | 5 | 6 | +7 |
| 11 | LYU Zhi | M | 3 | CHN | D | 5 | 6 | +5 |
| 11 | ZHU Zhanfu | M | 24 | CHN | D | 5 | 6 | +9 |
| 14 | COZZOLINO Dominic | M | 19 | CAN | F | 5 | 5 | +7 |
| 14 | NICHOLS Evan | M | 18 | USA | F | 5 | 5 | +5 |
| 14 | SONG Xiaodong | M | 15 | CHN | F | 5 | 5 | +5 |
| 14 | WANG Zhidong | M | 8 | CHN | F | 5 | 5 | +6 |
| 18 | ARMSTRONG Rob | M | 61 | CAN | D | 5 | 4 | +8 |
| 18 | BOILY Vincent | M | 13 | CAN | F | 5 | 4 | +6 |
| 18 | JOPPA Martin | M | 25 | SVK | F | 5 | 4 | -11 |
| 18 | MACRI Andrea | M | 18 | ITA | D | 5 | 4 | -1 |
| 18 | TIAN Jintao | M | 28 | CHN | F | 5 | 4 | +11 |
| 23 | LELIEVRE Mathieu | M | 98 | CAN | D | 3 | 3 | +8 |
| 24 | LI Hongguan | M | 32 | CHN | F | 4 | 3 | +6 |
| 25 | DOLEZAL Pavel | M | 67 | CZE | D | 5 | 3 | +6 |
| 25 | EUSTACE David | M | 37 | USA | F | 5 | 3 | +9 |
| 25 | HALBERT Auren | M | 92 | CAN | D | 5 | 3 | +12 |
| 25 | KALEGARIS Sandro | M | 9 | ITA | F | 5 | 3 | -4 |
| 25 | KORMAN David | M | 98 | SVK | F | 5 | 3 | -9 |
| 25 | LARCH Nils | M | 11 | ITA | F | 5 | 3 | -8 |
| 25 | LAVIN Zach | M | 7 | CAN | F | 5 | 3 | +5 |
| 25 | LIGDA Marian | M | 11 | SVK | F | 5 | 3 | -7 |
| 25 | VESELY Filip | M | 55 | CZE | F | 5 | 3 | +1 |
| 25 | ZELINKA Radek | M | 15 | CZE | D | 5 | 3 | +3 |

| Legend: | | A | D | F |
|---------|----------------|---------|-------------------|---------------|
| +/- | Plus/minus net | Assists | Defender | Forward |
| GP | Games played | M Male | No. Jersey number | Pos. Position |



Defenders Scoring Leaders

Migliori difensori
As of SUN 15 MAR 2026
Including Game 20

(Ranked by highest PTS / highest G / lowest GP)

| Rank | Name | Gender | No. | Team | GP | G | A | PTS | PIM | +/- |
|------|-----------------------|--------|-----|------|----|---|---|-----|-----|-----|
| 1 | WALLACE Jack | M | 8 | USA | 5 | 6 | 8 | 14 | 4 | +15 |
| 2 | GROVE Noah | M | 22 | USA | 5 | 2 | 9 | 11 | 0 | +22 |
| 3 | PAULS Josh | M | 27 | USA | 5 | 2 | 7 | 9 | 0 | +22 |
| 4 | LANDEROS Nikko | M | 15 | ITA | 5 | 7 | 1 | 8 | 4 | -7 |
| 5 | HALBERT Auren | M | 92 | CAN | 5 | 5 | 3 | 8 | 8 | +12 |
| 6 | ZELINKA Radek | M | 15 | CZE | 5 | 4 | 3 | 7 | 4 | +3 |
| 7 | ZHU Zhanfu | M | 24 | CHN | 5 | 1 | 6 | 7 | 4 | +9 |
| 8 | LYU Zhi | M | 3 | CHN | 5 | 0 | 6 | 6 | 6 | +5 |
| 9 | DOLEZAL Pavel | M | 67 | CZE | 5 | 1 | 3 | 4 | 2 | +6 |
| 10 | ARMSTRONG Rob | M | 61 | CAN | 5 | 0 | 4 | 4 | 2 | +8 |
| 10 | MACRI Andrea | M | 18 | ITA | 5 | 0 | 4 | 4 | 2 | -1 |
| 12 | FERENCIK Slavomir | M | 66 | SVK | 5 | 1 | 2 | 3 | 2 | -10 |
| 12 | KAPKO Lukas | M | 80 | CZE | 5 | 1 | 2 | 3 | 4 | -4 |
| 12 | WANG Jujiang | M | 18 | CHN | 5 | 1 | 2 | 3 | 6 | +5 |
| 15 | LELIEVRE Mathieu | M | 98 | CAN | 3 | 0 | 3 | 3 | 2 | +8 |
| 16 | CUNNINGHAM Liam | M | 23 | USA | 4 | 1 | 1 | 2 | 0 | +3 |
| 17 | KUBES Pavel | M | 29 | CZE | 5 | 1 | 1 | 2 | 0 | -5 |
| 17 | ZHANG Zheng | M | 19 | CHN | 5 | 1 | 1 | 2 | 4 | +9 |
| 19 | UTHKE Landon | M | 11 | USA | 1 | 0 | 2 | 2 | 0 | +7 |
| 20 | STUMPE Sven | M | 55 | GER | 5 | 0 | 2 | 2 | 0 | -13 |
| 21 | HLINKA Michal | M | 33 | SVK | 5 | 1 | 0 | 1 | 2 | -6 |
| 22 | MATSUSHITA Masahiro | M | 7 | JPN | 4 | 0 | 1 | 1 | 4 | -5 |
| 23 | BRELAGE Malte | M | 44 | GER | 5 | 0 | 1 | 1 | 28 | -10 |
| 23 | CHE Hang | M | 12 | CHN | 5 | 0 | 1 | 1 | 2 | +2 |
| 23 | ENDERLE Alex | M | 2 | ITA | 5 | 0 | 1 | 1 | 0 | -11 |
| 23 | KUHLI-LAUENSTEIN Ingo | M | 33 | GER | 5 | 0 | 1 | 1 | 6 | -12 |
| 23 | RAEDLER Hugo | M | 6 | GER | 5 | 0 | 1 | 1 | 0 | -11 |

Legend:

| | | | | | |
|------------|----------------------|------------|---------|------------|---------------|
| +/- | Plus/minus net | A | Assists | G | Goals |
| GP | Games played | M | Male | No. | Jersey number |
| PIM | Penalties in minutes | PTS | Points | | |



Face-off Leaders
Migliori giocatori agli ingaggi
As of SUN 15 MAR 2026
Including Game 20

(Ranked by highest FO%)

| Rank | Name | Gender | No. | Team | Pos. | GP | FO+ | FO- | FO+/- | FO% |
|------|---------------------|--------|-----|------|------|----|-----|-----|-------|--------------|
| 1 | JACOBS-WEBB Anton | M | 26 | CAN | F | 5 | 55 | 25 | 30 | 68.75 |
| 2 | LARCH Nils | M | 11 | ITA | F | 5 | 56 | 28 | 28 | 66.67 |
| 3 | LIGDA Marian | M | 11 | SVK | F | 5 | 39 | 22 | 17 | 63.93 |
| 4 | DIXON Adam | M | 11 | CAN | F | 5 | 19 | 13 | 6 | 59.38 |
| 5 | NICHOLS Evan | M | 18 | USA | F | 5 | 27 | 19 | 8 | 58.70 |
| 6 | TIAN Jintao | M | 28 | CHN | F | 5 | 34 | 25 | 9 | 57.63 |
| 7 | HICKEY Liam | M | 23 | CAN | F | 5 | 13 | 10 | 3 | 56.52 |
| 8 | EUSTACE David | M | 37 | USA | F | 5 | 22 | 17 | 5 | 56.41 |
| 9 | COZZOLINO Dominic | M | 19 | CAN | F | 5 | 43 | 36 | 7 | 54.43 |
| 10 | FARMER Declan | M | 16 | USA | F | 5 | 66 | 56 | 10 | 54.10 |
| 11 | ROSA Gianluigi | M | 3 | ITA | F | 5 | 11 | 10 | 1 | 52.38 |
| 12 | ANDREONI Alessandro | M | 27 | ITA | F | 5 | 25 | 23 | 2 | 52.08 |
| 13 | HABL Zdenek | M | 82 | CZE | F | 5 | 36 | 34 | 2 | 51.43 |
| 14 | KAWAHARA Yusei | M | 95 | JPN | F | 5 | 19 | 18 | 1 | 51.35 |
| 15 | DODSON Travis | M | 9 | USA | F | 5 | 11 | 11 | 0 | 50.00 |
| 15 | FERENCIK Slavomir | M | 66 | SVK | D | 5 | 31 | 31 | 0 | 50.00 |
| 15 | WANG Zhidong | M | 8 | CHN | F | 5 | 61 | 61 | 0 | 50.00 |
| 18 | ZIZLAVSKY Martin | M | 12 | CZE | F | 5 | 57 | 58 | -1 | 49.57 |
| 19 | HERING Bernhard | M | 43 | GER | F | 5 | 49 | 50 | -1 | 49.49 |
| 20 | KALEGARIS Sandro | M | 9 | ITA | F | 5 | 17 | 20 | -3 | 45.95 |
| 21 | CUI Yutao | M | 23 | CHN | F | 1 | 7 | 9 | -2 | 43.75 |
| 22 | JOPPA Martin | M | 25 | SVK | F | 5 | 42 | 56 | -14 | 42.86 |
| 23 | UKAI Shosei | M | 23 | JPN | F | 5 | 57 | 78 | -21 | 42.22 |
| 24 | DISVELD Bas | M | 3 | GER | F | 5 | 22 | 35 | -13 | 38.60 |
| 25 | BUSSMANN Jano | M | 14 | GER | F | 5 | 18 | 38 | -20 | 32.14 |
| 26 | KUMAGAI Masaharu | M | 96 | JPN | F | 5 | 4 | 16 | -12 | 20.00 |

Note:
Average of four face-offs per game played required for ranking.

Legend:

| | | | | | |
|-------------|----------------|--------------|---------------|------------|-----------------------------|
| D | Defender | F | Forward | FO+ | Face-offs won |
| FO- | Face-offs lost | FO+/- | Face-offs net | FO% | Face-offs won as percentage |
| GP | Games played | M | Male | No. | Jersey number |
| Pos. | Position | | | | |



Plus-Minus Leaders

Migliori giocatori secondo la statistica Plus/Minus

As of SUN 15 MAR 2026

Including Game 20

(Ranked by highest +/- / highest + /lowest GP)

| Rank | Name | Gender | No. | Team | Pos. | GP | + | - | +/- |
|------|-------------------|--------|-----|------|------|----|----|---|------------|
| 1 | FARMER Declan | M | 16 | USA | F | 5 | 28 | 2 | +26 |
| 2 | PAULS Josh | M | 27 | USA | D | 5 | 23 | 1 | +22 |
| 3 | GROVE Noah | M | 22 | USA | D | 5 | 22 | 0 | +22 |
| 4 | ROYBAL Brody | M | 4 | USA | F | 5 | 17 | 1 | +16 |
| 5 | WALLACE Jack | M | 8 | USA | D | 5 | 18 | 3 | +15 |
| 6 | BOLTON Brett | M | 10 | USA | F | 5 | 16 | 1 | +15 |
| 7 | HALBERT Auren | M | 92 | CAN | D | 5 | 15 | 3 | +12 |
| 8 | TIAN Jintao | M | 28 | CHN | F | 5 | 15 | 4 | +11 |
| 9 | BEASLEY Kayden | M | 7 | USA | F | 5 | 11 | 0 | +11 |
| 10 | HICKEY Liam | M | 23 | CAN | F | 5 | 13 | 3 | +10 |
| 11 | ZHANG Zheng | M | 19 | CHN | D | 5 | 14 | 5 | +9 |
| 12 | ZHU Zhanfu | M | 24 | CHN | D | 5 | 13 | 4 | +9 |
| 13 | EUSTACE David | M | 37 | USA | F | 5 | 11 | 2 | +9 |
| 14 | JONES Malik | M | 19 | USA | F | 5 | 9 | 0 | +9 |
| 15 | SHEN Yifeng | M | 17 | CHN | F | 5 | 14 | 6 | +8 |
| 16 | McGREGOR Tyler | M | 8 | CAN | F | 5 | 11 | 3 | +8 |
| 17 | ARMSTRONG Rob | M | 61 | CAN | D | 5 | 10 | 2 | +8 |
| 18 | LELIEVRE Mathieu | M | 98 | CAN | D | 3 | 9 | 1 | +8 |
| 19 | JACOBS-WEBB Anton | M | 26 | CAN | F | 5 | 11 | 4 | +7 |
| 20 | COZZOLINO Dominic | M | 19 | CAN | F | 5 | 10 | 3 | +7 |
| 21 | DODSON Travis | M | 9 | USA | F | 5 | 9 | 2 | +7 |
| 22 | UTHKE Landon | M | 11 | USA | D | 1 | 7 | 0 | +7 |
| 23 | WANG Zhidong | M | 8 | CHN | F | 5 | 10 | 4 | +6 |
| 24 | DOLEZAL Pavel | M | 67 | CZE | D | 5 | 9 | 3 | +6 |
| 25 | LI Hongguan | M | 32 | CHN | F | 4 | 8 | 2 | +6 |
| 26 | BOILY Vincent | M | 13 | CAN | F | 5 | 8 | 2 | +6 |
| 26 | DUNN James | M | 4 | CAN | F | 5 | 8 | 2 | +6 |
| 28 | SONG Xiaodong | M | 15 | CHN | F | 5 | 9 | 4 | +5 |
| 28 | WANG Jujiang | M | 18 | CHN | D | 5 | 9 | 4 | +5 |
| 30 | LYU Zhi | M | 3 | CHN | D | 5 | 8 | 3 | +5 |

Legend:

| | | | | | | | |
|-------------|------------------------|------------|----------------|----------|------------------------|------------|---------------|
| + | Positive participation | +/- | Plus/minus net | - | Negative participation | D | Defender |
| F | Forward | GP | Games played | M | Male | No. | Jersey number |
| Pos. | Position | | | | | | |



Most Penalised Players

Giocatori piu puniti
As of SUN 15 MAR 2026
Including Game 20

(Ranked by highest PIM / lowest GP)

| Rank | Name | Gender | No. | Team | Pos. | GP | PIM | 2 | 5 | 10 | GM | PAVG |
|------|-----------------------|--------|-----|------|------|----|-----|---|---|----|----|------|
| 1 | BRELAGE Malte | M | 44 | GER | D | 5 | 28 | 4 | 0 | 2 | 0 | 5:36 |
| 2 | KALEGARIS Sandro | M | 9 | ITA | F | 5 | 14 | 2 | 0 | 1 | 0 | 2:48 |
| 3 | HALBERT Auren | M | 92 | CAN | D | 5 | 8 | 4 | 0 | 0 | 0 | 1:36 |
| 3 | HECKO Vaclav | M | 33 | CZE | F | 5 | 8 | 4 | 0 | 0 | 0 | 1:36 |
| 3 | TIAN Jintao | M | 28 | CHN | F | 5 | 8 | 4 | 0 | 0 | 0 | 1:36 |
| 6 | BOILY Vincent | M | 13 | CAN | F | 5 | 6 | 3 | 0 | 0 | 0 | 1:12 |
| 6 | DIXON Adam | M | 11 | CAN | F | 5 | 6 | 3 | 0 | 0 | 0 | 1:12 |
| 6 | HERING Bernhard | M | 43 | GER | F | 5 | 6 | 3 | 0 | 0 | 0 | 1:12 |
| 6 | ISHIKAWA Yudai | M | 8 | JPN | D | 5 | 6 | 3 | 0 | 0 | 0 | 1:12 |
| 6 | KUHLI-LAUENSTEIN Ingo | M | 33 | GER | D | 5 | 6 | 3 | 0 | 0 | 0 | 1:12 |
| 6 | KUMAGAI Masaharu | M | 96 | JPN | F | 5 | 6 | 3 | 0 | 0 | 0 | 1:12 |
| 6 | LIGDA Marian | M | 11 | SVK | F | 5 | 6 | 3 | 0 | 0 | 0 | 1:12 |
| 6 | LYU Zhi | M | 3 | CHN | D | 5 | 6 | 3 | 0 | 0 | 0 | 1:12 |
| 6 | MORISAKI Amu | M | 17 | JPN | F | 5 | 6 | 3 | 0 | 0 | 0 | 1:12 |
| 6 | ROSA Gianluigi | M | 3 | ITA | F | 5 | 6 | 3 | 0 | 0 | 0 | 1:12 |
| 6 | SCHRADER Felix | M | 97 | GER | F | 5 | 6 | 3 | 0 | 0 | 0 | 1:12 |
| 6 | SUDO Satoru | M | 24 | JPN | D | 5 | 6 | 3 | 0 | 0 | 0 | 1:12 |
| 6 | WANG Juijiang | M | 18 | CHN | D | 5 | 6 | 3 | 0 | 0 | 0 | 1:12 |
| 19 | CUI Yutao | M | 23 | CHN | F | 1 | 4 | 2 | 0 | 0 | 0 | 4:00 |
| 20 | MATSUSHITA Masahiro | M | 7 | JPN | D | 4 | 4 | 2 | 0 | 0 | 0 | 1:00 |
| 21 | ANTOCHI Eusebiu | M | 26 | ITA | D | 5 | 4 | 2 | 0 | 0 | 0 | 0:48 |
| 21 | FARMER Declan | M | 16 | USA | F | 5 | 4 | 2 | 0 | 0 | 0 | 0:48 |
| 21 | HABL Zdenek | M | 82 | CZE | F | 5 | 4 | 2 | 0 | 0 | 0 | 0:48 |
| 21 | KAPKO Lukas | M | 80 | CZE | D | 5 | 4 | 2 | 0 | 0 | 0 | 0:48 |
| 21 | LANDEROS Nikko | M | 15 | ITA | D | 5 | 4 | 2 | 0 | 0 | 0 | 0:48 |
| 21 | NIITSU Kazuyoshi | M | 5 | JPN | F | 5 | 4 | 2 | 0 | 0 | 0 | 0:48 |
| 21 | OHAR Alex | M | 19 | CZE | F | 5 | 4 | 2 | 0 | 0 | 0 | 0:48 |
| 21 | RENNHACK Frank | M | 8 | GER | F | 5 | 4 | 2 | 0 | 0 | 0 | 0:48 |
| 21 | SONG Xiaodong | M | 15 | CHN | F | 5 | 4 | 2 | 0 | 0 | 0 | 0:48 |
| 21 | WALLACE Jack | M | 8 | USA | D | 5 | 4 | 2 | 0 | 0 | 0 | 0:48 |
| 21 | WANG Zhidong | M | 8 | CHN | F | 5 | 4 | 2 | 0 | 0 | 0 | 0:48 |
| 21 | ZELINKA Radek | M | 15 | CZE | D | 5 | 4 | 2 | 0 | 0 | 0 | 0:48 |
| 21 | ZHANG Zheng | M | 19 | CHN | D | 5 | 4 | 2 | 0 | 0 | 0 | 0:48 |
| 21 | ZHU Zhanfu | M | 24 | CHN | D | 5 | 4 | 2 | 0 | 0 | 0 | 0:48 |

Legend:

2 Two (2) minute penalties
D Defender
GP Games played
PAVG PIM (average) per game

5 Five (5) minute penalties
F Forward
M Male
PIM Penalties in minutes

10 Ten (10) minute penalties
GM Game misconducts
No. Jersey number
Pos. Position



Best Players Selected by the Directorate
Migliori giocatori selezionati dalla Direzione
As of SUN 15 MAR 2026

| Award | Number | Name | Gender | Team |
|-----------------|--------|-----------------|--------|--------------------------------|
| Best Goalkeeper | 92 | SEDLACEK Patrik | M | CZE - Czechia |
| Best Defender | 8 | WALLACE Jack | M | USA - United States of America |
| Best Forward | 16 | FARMER Declan | M | USA - United States of America |

Legend:
M Male



Time on Ice Leaders
Migliori giocatori per tempo sul ghiaccio
As of SUN 15 MAR 2026
Including Game 20

(Ranked by highest M/G / highest GP / highest TSh)

| Rank | Name | Gender | No. | Team | Pos. | GP | TM | M/G | TSh | AT/S | AS/G |
|------|-----------------------|--------|-----|------|------|----|--------|--------------|-----|-------|------|
| 1 | JOPPA Martin | M | 25 | SVK | F | 5 | 226:20 | 45:16 | 22 | 10:17 | 4.4 |
| 2 | KORMAN David | M | 98 | SVK | F | 5 | 201:55 | 40:23 | 42 | 4:48 | 8.4 |
| 3 | LANDEROS Nikko | M | 15 | ITA | D | 5 | 192:52 | 38:34 | 41 | 4:42 | 8.2 |
| 4 | VECEREK Milos | M | 45 | SVK | F | 5 | 179:47 | 35:57 | 56 | 3:12 | 11.2 |
| 5 | ITO Itsuki | M | 10 | JPN | F | 5 | 176:20 | 35:16 | 57 | 3:05 | 11.4 |
| 6 | LIGDA Marian | M | 11 | SVK | F | 5 | 174:24 | 34:52 | 54 | 3:13 | 10.8 |
| 7 | UKAI Shosei | M | 23 | JPN | F | 5 | 163:53 | 32:46 | 63 | 2:36 | 12.6 |
| 8 | FERENCIK Slavomir | M | 66 | SVK | D | 5 | 145:41 | 29:08 | 69 | 2:06 | 13.8 |
| 9 | SHEN Yifeng | M | 17 | CHN | F | 5 | 143:27 | 28:41 | 87 | 1:38 | 17.4 |
| 10 | SUDO Satoru | M | 24 | JPN | D | 5 | 140:40 | 28:08 | 68 | 2:04 | 13.6 |
| 11 | ISHIKAWA Yudai | M | 8 | JPN | D | 5 | 140:01 | 28:00 | 69 | 2:01 | 13.8 |
| 12 | ZHU Zhanfu | M | 24 | CHN | D | 5 | 135:45 | 27:09 | 90 | 1:30 | 18.0 |
| 13 | HALBERT Auren | M | 92 | CAN | D | 5 | 135:38 | 27:07 | 78 | 1:44 | 15.6 |
| 14 | WANG Zhidong | M | 8 | CHN | F | 5 | 134:42 | 26:56 | 92 | 1:27 | 18.4 |
| 15 | DEPAOLI Christoph | M | 62 | ITA | F | 5 | 134:10 | 26:50 | 68 | 1:58 | 13.6 |
| 16 | ZHANG Zheng | M | 19 | CHN | D | 5 | 133:59 | 26:47 | 90 | 1:29 | 18.0 |
| 17 | ZELINKA Radek | M | 15 | CZE | D | 5 | 130:03 | 26:00 | 99 | 1:18 | 19.8 |
| 18 | ROSA Gianluigi | M | 3 | ITA | F | 5 | 127:45 | 25:33 | 62 | 2:03 | 12.4 |
| 19 | LARCH Nils | M | 11 | ITA | F | 5 | 125:37 | 25:07 | 64 | 1:57 | 12.8 |
| 20 | WALLACE Jack | M | 8 | USA | D | 5 | 125:24 | 25:04 | 92 | 1:21 | 18.4 |
| 21 | HLINKA Michal | M | 33 | SVK | D | 5 | 124:35 | 24:55 | 74 | 1:41 | 14.8 |
| 22 | TIAN Jintao | M | 28 | CHN | F | 5 | 122:26 | 24:29 | 80 | 1:31 | 16.0 |
| 23 | DOLEZAL Pavel | M | 67 | CZE | D | 5 | 122:12 | 24:26 | 101 | 1:12 | 20.2 |
| 24 | PAULS Josh | M | 27 | USA | D | 5 | 121:50 | 24:22 | 97 | 1:15 | 19.4 |
| 25 | UTHKE Landon | M | 11 | USA | D | 1 | 24:21 | 24:21 | 18 | 1:21 | 18.0 |
| 26 | KUHLI-LAUENSTEIN Ingo | M | 33 | GER | D | 5 | 119:01 | 23:48 | 91 | 1:18 | 18.2 |
| 27 | GROVE Noah | M | 22 | USA | D | 5 | 118:26 | 23:41 | 93 | 1:16 | 18.6 |
| 28 | BRELAGE Malte | M | 44 | GER | D | 5 | 117:17 | 23:27 | 91 | 1:17 | 18.2 |
| 29 | RAEDLER Hugo | M | 6 | GER | D | 5 | 117:15 | 23:27 | 97 | 1:12 | 19.4 |
| 30 | FARMER Declan | M | 16 | USA | F | 5 | 116:22 | 23:16 | 79 | 1:28 | 15.8 |

Legend:

AS/G Average shifts per game
F Forward
No. Jersey number
TSh Total shifts played

AT/S Average time per shift
GP Games played
Pos. Position

D Defender
M/G Minutes per game
TM Total minutes played



Shots on Goal Leaders
Migliori giocatori per colpi a segno
As of SUN 15 MAR 2026
Including Game 20

(Ranked by highest SOG/ fewest GP)

| Rank | Name | Gender | No. | Team | Pos. | GP | SOG |
|------|-------------------|--------|-----|------|------|----|-----|
| 1 | FARMER Declan | M | 16 | USA | F | 5 | 40 |
| 2 | JOPPA Martin | M | 25 | SVK | F | 5 | 37 |
| 3 | WALLACE Jack | M | 8 | USA | D | 5 | 33 |
| 4 | WANG Zhidong | M | 8 | CHN | F | 5 | 29 |
| 5 | TIAN Jintao | M | 28 | CHN | F | 5 | 27 |
| 6 | DUNN James | M | 4 | CAN | F | 5 | 26 |
| 7 | HICKEY Liam | M | 23 | CAN | F | 5 | 25 |
| 8 | McGREGOR Tyler | M | 8 | CAN | F | 5 | 24 |
| 9 | ROSA Gianluigi | M | 3 | ITA | F | 5 | 23 |
| 10 | LANDEROS Nikko | M | 15 | ITA | D | 5 | 22 |
| 11 | COZZOLINO Dominic | M | 19 | CAN | F | 5 | 18 |
| 12 | BOLTON Brett | M | 10 | USA | F | 5 | 17 |
| 12 | KORMAN David | M | 98 | SVK | F | 5 | 17 |
| 14 | BOILY Vincent | M | 13 | CAN | F | 5 | 16 |
| 14 | ZELINKA Radek | M | 15 | CZE | D | 5 | 16 |
| 16 | EUSTACE David | M | 37 | USA | F | 5 | 15 |
| 16 | ROYBAL Brody | M | 4 | USA | F | 5 | 15 |
| 18 | HALBERT Auren | M | 92 | CAN | D | 5 | 14 |
| 19 | DEPAOLI Christoph | M | 62 | ITA | F | 5 | 13 |
| 19 | GROVE Noah | M | 22 | USA | D | 5 | 13 |
| 19 | VESELY Filip | M | 55 | CZE | F | 5 | 13 |
| 22 | BEASLEY Kayden | M | 7 | USA | F | 5 | 12 |
| 22 | VECEREK Milos | M | 45 | SVK | F | 5 | 12 |
| 24 | QIU Dianpeng | M | 30 | CHN | F | 4 | 11 |
| 25 | DIXON Adam | M | 11 | CAN | F | 5 | 11 |
| 25 | GEIER Michal | M | 74 | CZE | F | 5 | 11 |
| 25 | HECKO Vaclav | M | 33 | CZE | F | 5 | 11 |
| 25 | ITO Itsuki | M | 10 | JPN | F | 5 | 11 |
| 25 | PAULS Josh | M | 27 | USA | D | 5 | 11 |
| 25 | SCHRADER Felix | M | 97 | GER | F | 5 | 11 |
| 25 | SHEN Yifeng | M | 17 | CHN | F | 5 | 11 |

| | | | | | | | |
|----------------|---------------|-------------|----------|------------|---------------|----------|------|
| Legend: | | | | | | | |
| D | Defender | F | Forward | GP | Games played | M | Male |
| No. | Jersey number | Pos. | Position | SOG | Shots on goal | | |



Media All Stars and Most Valuable Player

Media All Stars e Giocatore di maggior valore
As of SUN 15 MAR 2026

| | Position | Name | NPC Code |
|------------------------------|------------|--------------------|----------|
| Media All Stars: | Goalkeeper | STILLITANO Santino | ITA |
| | Defender | ZELINKA Radek | CZE |
| | | PAULS Josh | USA |
| | Forward | COZZOLINO Dominic | CAN |
| | | FARMER Declan | USA |
| | | TIAN Jintao | CHN |
| Most Valuable Player: | Forward | FARMER Declan | USA |



Medallists
Medagliati
SUN 15 MAR 2026

| GOLD | SILVER | BRONZE |
|---------------------------------------|----------------------|-----------------------------------------|
| USA - United States of America | CAN - Canada | CHN - People's Republic of China |
| 4 ROYBAL Brody | 4 DUNN James | 1 WANG Wei |
| 7 BEASLEY Kayden | 5 HENRY Tyrone | 3 LYU Zhi |
| 8 WALLACE Jack | 7 LAVIN Zach | 8 WANG Zhidong |
| 9 DODSON Travis | 8 McGREGOR Tyler | 12 CHE Hang |
| 10 BOLTON Brett | 11 DIXON Adam | 15 SONG Xiaodong |
| 11 UTHKE Landon | 12 WESTLAKE Greg | 17 SHEN Yifeng |
| 16 FARMER Declan | 13 BOILY Vincent | 18 WANG Jujiang |
| 18 NICHOLS Evan | 17 BURNETT Shawn | 19 ZHANG Zheng |
| 19 JONES Malik | 19 COZZOLINO Dominic | 20 JI Yanzhao |
| 22 GROVE Noah | 23 HICKEY Liam | 23 CUI Yutao |
| 23 CUNNINGHAM Liam | 26 JACOBS-WEBB Anton | 24 ZHU Zhanfu |
| 24 MISIEWICZ Joshua | 29 KOVACEVICH Micah | 28 TIAN Jintao |
| 27 PAULS Josh | 30 WATSON Corbin | 30 QIU Dianpeng |
| 29 LAMARRE Griffin | 54 KINGSMILL Adam | 32 LI Hongguan |
| 32 LEE Jen | 61 ARMSTRONG Rob | 33 CHEN Hongyu |
| 37 EUSTACE David | 92 HALBERT Auren | 37 HE Haoran |
| 88 McKEE Kevin | 98 LELIEVRE Mathieu | 39 LIU Wenxu |



Sport Terminology

Terminologia sportiva
As of WED 4 MAR 2026

| Term | Definition |
|----------------------------|---------------------------------------------------------------------------------------------------------------------------------------------------------------------------------------------------------------------------------------------------------------------------------------------------------------------------------------|
| Alternate Captain | A maximum of two skaters per team can be designated by their head coach as alternate captains. They are identified with an "A" on front top left of their jersey. When the captain is not on the ice, an alternate captain who is on the ice can act as captain. |
| Assist | Awarded to the offensive player(s) who control(s) the puck immediately preceding control by the goal scorer. A maximum of two assists can be credited for one goal. There is no minimum. |
| Assistant Coach | A member of the playing team's staff that is positioned on the player's bench and aides the head coach in managing the players and team tactics. |
| Attacking Zone | Area between the opposing team's blue line and end boards. |
| Backcheck | Attempt by a player, skating back to their defensive zone, to regain the puck from the opposition by checking or harassing an opponent who has the puck. |
| Back Pass | Pass in the direction of a player's own goal while the team is moving forward, usually to maintain puck control. |
| Blades/ blade carrier | Each sledge must be mounted with two blades maximum. If the sledge consists of two blades, then the blades must be mounted parallel and square under the bucket of the sledge. |
| Blind Pass | To pass the puck without looking at the intended recipient. |
| Blocker | Goalkeeper equipment worn on the hand holding the stick, used to block shots on that side. |
| Blue Lines | Two blue, 30cm wide lines running parallel across the ice. They divide the rink into three zones called the attacking, defending and neutral (or centre) zones. The defending blue line is the closer to a player's own net, while the attacking blue line is the one farther from a player's net and is used in determining offside. |
| Boards or Wall | Fibre glass or composite approximately 1.2m high, which encloses the playing surface; all rinks have shatterproof glass that rises above the boards to provide additional protection. |
| Breakaway | Fast break in which an attacker with the puck skates in alone on the opposing goalkeeper, having skated past or clear of all other opponents. |
| Bucket (Sledge Seat) | The bucket is the seat for the sledge and may be made from any suitable material but must not have any sharp edges. |
| Captain | Player representing the team who is responsible for discussions with the officials. They are identified with a "C" on the front top left of their jersey. |
| Catching Glove (Catcher) | Special goalkeeper's glove worn on the non-stick hand, which is intended to catch or stop shots. |
| Centre | The central player on the forward line who usually leads the team's attack when it is trying to score a goal. This player also takes part in most of the face-offs for their team. |
| Centre Ice Spot and Circle | Circle, measuring 9.1m in diameter, at the centre of the ice, where the puck is dropped in a face-off to start each period of play and to restart the game after a goal has been scored. |



Sport Terminology

Terminologia sportiva
As of WED 4 MAR 2026

| Term | Definition |
|---------------------------------|----------------------------------------------------------------------------------------------------------------------------------------------------------------------------------------------------------------------------------------------------------------------------------------------------------------------------------------------------------------------------------------------|
| Centre Ice | Area between the two blue lines, also called the neutral zone. |
| Check or Checking | Legal contact initiated by a defending player against a puck-carrying opponent to prevent any advance towards the goal. There are two main types of checks: stick checks and body checks. These are allowed only against a player in control of the puck or against the last player to control it immediately after giving it up. Checking after too many steps or strides becomes charging. |
| Clearing the Puck | Getting the puck out of one's own defensive zone. |
| Clearing the Zone | When the puck comes outside the blue line, all the attacking players must also skate outside the blue line to avoid being called offside when the puck re-enters the zone. |
| Crease | Semi-circular area on ice (painted blue) with a 1.82m radius in front of each goal. Players are allowed to pass through but not establish position in this area designated to protect goalkeepers and allow them a fair opportunity to stop the puck. |
| Cross Bar | Horizontal bar connecting the tops of the two goal posts, 1.22m above the ice surface. |
| Dead Puck | Puck that flies out of the rink or that is no longer in play, forcing a stoppage in play. |
| Deke or Deking | When the puck carrier feigns a move to make an opponent shift in one direction while the puck carrier then quickly moves the opposite way. |
| Defenders | Two of the six players of one team on the ice whose priority in the defensive end is to stay close to the goalkeeper and help prevent goals. |
| Defensive Zone | The area inside a team's own blue line. |
| Deflection | A pass or shot that is redirected intentionally or otherwise. |
| Delayed Penalty | Penalty that cannot be immediately served due to prior penalties currently being served by the penalised team having reduce their playing strength to three skaters and a goalkeeper. The penalty starts when a penalty expires that would have otherwise resulted in a playing strength of four skaters and a goalkeeper. |
| Delayed Whistle or Delayed Call | When a referee indicates a penalty but does not blow the whistle because the non-offending team is still in possession of the puck. Only when the offending team gains control of the puck does the referee stop play to assess the penalty. |
| Delay of the Game | Minor penalty imposed on any player who purposely delays the game in any way, such as shooting or batting the puck outside the playing area or displacing a goalpost. |
| Directorate | The directorate is an executive body of the WPIH composed of the tournament chairperson and a representative of each playing team. The directorate is charged with ensuring the integrity of the tournament or competition. |
| Double Minor | Two concurrent minor penalties assessed to the same player. |
| Drop Pass | When the puck carrier leaves the puck for a crossing or trailing teammate to pick up, either for an immediate shot or to further advance the attack. |



Sport Terminology

Terminologia sportiva

As of WED 4 MAR 2026

| Term | Definition |
|----------------------------|-------------------------------------------------------------------------------------------------------------------------------------------------------------------------------------------------------------------------------------------------------------|
| Empty-Net Goal | Goal scored against a team that has pulled the goalkeeper. |
| End Boards | Boards at each end of the rink. |
| Face Mask | Protective mask worn by the goalkeeper in play. |
| Face-Off | Method of starting play when the official drops the puck between the sticks of two opposing players standing one stick-length apart with stick blades flat on the ice. It is used to begin each period and to resume play after a whistle during periods. |
| Face-Off Circles and Spots | Various circular spots on the ice where an official and two players hold a face-off to resume play. There is one blue face-off circle and four red face-off spots located in the neutral zone. Two red face-off circles are located at each end of the ice. |
| Field of Play | Includes the ice surface, players' benches, scorekeeper's bench, penalty benches, all boards and glass. |
| Foot Guard | A foot guard on the sledge is required for all players, regardless of the impairment. The tubes of the footguard shall be made from the same material as the main frame with a diameter of not less than 1.5cm and not more than 3cm. |
| Forecheck | To check or harass an opponent who has the puck in the offensive zone, the purpose of which is to gain control and create an opportunity to score a goal. |
| Forward Line | Consists of two wings (right and left) and a centre. These three players play nearer the opponent's goal and are responsible for most of the scoring. |
| Forwards | The three players who make up the attacking line of a team: the centre, and the right and left wings. |
| Freeze the Puck | By a player: to hold the puck against the boards with the skate or stick in an effort to stop play. By a goalkeeper: to make a save and hold the puck long enough to stop play. |
| Front Skid | The sledge must only have one skid. The skid must be attached to the frame not more than 3cm from the front of the main frame. |
| Full Strength | When a team has a full complement of six players on the ice. |
| Game | A game is a competition between two teams that comprises three fifteen (15) minute stop time periods, with an overtime period and the Penalty-Shot Shootout procedure if required. |
| Goal | A shot attempt during play that completely crosses the goal line results in a score for the attacking team. |
| Goal Cage | A 1.82m wide by 1.22m high tubular steel frame consisting of a cross bar and two goalposts to which a net is attached. |
| Goal Line | A 5cm wide red line between the goalposts that stretches in both directions to the sideboards. |



Sport Terminology

Terminologia sportiva
As of WED 4 MAR 2026

| Term | Definition |
|-------------------|----------------------------------------------------------------------------------------------------------------------------------------------------------------------------------------------------------------------------------------------------------------------------------------------------------------------------------------------------------------------------------------------------------------------------------------------------------------------------------------------------------------------------------------------------------------------|
| Goalkeeper | The heavily padded player who guards the goal and attempts to prevent opponents from scoring by stopping the puck any way possible. Sometimes referred to as a goaltender or goalie. |
| Goalposts | The vertical metal bars that frame the area to which the net is attached, which rests on the centre of the goal line, and between which a puck must completely pass to score a goal. |
| Group | In the preliminary round teams will be seeded into two groups. Each group will consist of four teams. Within a group each team plays one game against every other team in the group. |
| Hat Trick | Three goals scored by a player in one game. |
| Hockey Sticks | Para Ice Hockey players use two hockey sticks during play. Sticks may be made of wood or any other material such as carbon fibre and fibreglass. They must not have any projections and all edges must be bevelled. Nothing shall be added to the sticks apart from picks and tape. |
| Ice Resurfacer | A large vehicle used to clean and smooth the surface of an ice rink. Also colloquially referred to as a 'Zamboni', although this is a brand name. |
| Icing | A violation that occurs when the team in possession of the puck shoots it from behind the red centre line across the opponent's goal line (but not into the goal) without a player from either side touching the puck. If a member of the opposing team touches it first, play will be halted and a face-off will occur in the offender's defensive zone. If the attacking team touches the puck first or the officials deem the defending team had reasonable opportunity to play the puck, no icing will be called. A shorthanded team cannot be called for icing. |
| Intermission | A fifteen (15) minute recess between each of the three periods of an ice hockey game. |
| Jersey | The top part of the uniform of the player worn over the protective equipment which indicates to which team the player belongs. |
| Lane | A specific section of ice in which no opponent can be found and to which players are encouraged to skate to receive a pass or skate unobstructed. |
| Line Change | The substitution of any or all players either as play continues or during a stoppage in play, usually involving the three forwards. |
| Linespersons | The on-ice game officials assisting the referee in their duties on the ice. There is one linesperson toward each end of the rink, responsible for monitoring infractions of the rules concerning offside plays at the blue lines and for any icing violations. They conduct most of the face-offs, and sometimes advise the referee concerning penalties. |
| Neutral Zone | Area between the two blue lines. |
| Off-Ice Officials | The officials who assist the on-ice officials in conducting a game. They comprise the game and referee supervisors, the goal judges, the scorekeeper, the scorekeeper assistants, the timekeeper, the announcer and the penalty box attendants. |
| On-Ice Officials | The assigned game officials responsible for the conduct of the game in accordance with the official rules and for maintaining discipline and order on the ice during the game. They are the referee and linespersons. |



Sport Terminology

Terminologia sportiva
As of WED 4 MAR 2026

| Term | Definition |
|-----------|-------------------------------------------------------------------------------------------------------------------------------------------------------------------------------------------------------------------------------------------------------------------------------------------------------------------------------------------------------------------------------------------------------------------------------------------------|
| Offside | A violation that occurs when both skates of an attacking player cross the plane of the opponent's blue line before the puck is passed or carried into the attacking zone. Also called when a player passes the puck from his or her defending zone to a teammate across the far blue line. |
| One-timer | An immediate shot off a teammate's pass without first stopping or controlling the puck. |
| Overtime | If a game is tied at the conclusion time a period of overtime will take place. The length of an overtime period is: <ul style="list-style-type: none"> - five (5) minutes for the preliminary round games, - ten (10) minutes for play-off games except the gold medal game, - fifteen (15) minutes for the gold medal game. The overtime period will stop after the first goal is scored ("sudden death"). |
| Picks | Picks fixed to the butt end of the stick are used by players to propel themselves on the ice during play. Picks shall have at least six teeth of equal length per stick (minimum three each side) with the teeth on the pick-ends not exceeding 4mm in order to avoid damaging the ice. |
| Sledge | The sledge is the device used by players to sit in and play para ice hockey. The sledge consists of a frame, heel/ leg support, front skid, foot guard, bucket (sledge seat), blade carrier and blades. |
| Teeing | A player making contact with an opponent with any part of the front radius of the sledge straight into their opponent. |
| Tripping | Any player who uses their stick or arm to push, pull or impede an opponent's sledge or blades in a manner causing the player to fall to the ice, lose their balance, or lose control of their sledge. |

Note:
For further information please consult: www.paralympic.org



Game, Penalty and Equipment Description

Descrizione del gioco, delle penalità e dell'equipaggiamento
As of WED 4 MAR 2026

UNDERSTANDING PARA ICE HOCKEY

Para ice hockey players use a sledge for mobility on the ice and they have use two sticks with a flat blade at the end to handle and shoot a hard rubber disk, called a puck, across the ice. The sticks also have picks on the butt end used for propulsion.

The aim of each team is to outscore the opponent by shooting the puck into the opposing team's goal and preventing the opposing team from scoring. The team with the highest score at the end of the contest wins.

The game consists of three fifteen (15) minute periods of play, during which players are rotated frequently, with a fifteen (15) minute rest between periods.

A team must not have more than six players on the ice at any one time during play. These six players are a designated goalkeeper, right and left defenders and three forwards - centre, right and left wing. Substitutions are permitted at any time during the course of the game. When players are substituted during play, it is called changing on the fly.

Forwards typically play together as units or lines, with the same three forwards always playing together. A substitution of an entire unit at once is called a line change.

The goalkeeper wears special equipment and has the ability to freeze the puck to stop play.

Players may also redirect the puck with any part of their bodies, including sledge and hands, with two restrictions: they cannot pass the puck with their hand to a teammate outside their own defensive zone (or from the neutral zone back into their defensive zone), and they cannot intentionally propel the puck into the goal with anything other than the stick.

The standard international dimensions of an ice hockey rink are 60m long and 26-30m wide.

The ice is surrounded by a wooden or plastic wall, known as "the boards", and the ideal height is 1.07m.

A red centre line divides the rink in half. Two blue lines divide the rink into three equal zones: defending, neutral and attacking. In addition to the centre circle, there are four face-off circles, two in front of each goal.

Regulation goals are made of a metal framework with a white nylon cord net. They measure 1.83m wide by 1.22m high.

Goals, or nets, are centred on the goal line and set four metres away from the backboards so players can skate behind them.

The game is paused when there are penalties. After a penalty, the offending player is sent off the ice to a rink side penalty box for two (2), five (5) or ten (10) minutes, or for the remainder of the game depending on the seriousness of the infraction.

During that time, the team with the penalised player must play one player shorthanded. After an infraction or penalty, the game restarts with a face-off from a face-off circle (when the puck is dropped between two opposing players that are facing each other).



Game, Penalty and Equipment Description

Descrizione del gioco, delle penalità e dell'equipaggiamento

As of WED 4 MAR 2026

Penalties and Disqualification

Penalties are divided into the following categories showing time to be served:

- Minor penalty: two (2) minutes
- Bench minor penalty: two (2) minutes
- Major penalty: five (5) minutes
- Misconduct penalty: ten (10) minutes
- Game misconduct penalty: balance of the game, with substitution allowed immediately

Minor penalty

For a minor penalty, the offending player, other than the goalkeeper, will be ruled off the ice for two minutes and no substitution shall be permitted.

Bench minor penalty

For a bench minor penalty, any player, other than the goalkeeper, of the penalised team, designated by the manager or the coach through the captain, will be ruled off the ice for two minutes and no substitution shall be permitted. If, while a team is shorthanded (down a player) because of one or more minor or bench minor penalties, the opposing team scores a goal, the first of such penalties shall automatically terminate unless such a penalty was assessed at the same time as an opposing player's penalty which originally caused both teams to play one player short, in which case the next minor or bench minor penalty assessed to the scored upon team shall terminate.

Major penalty

For a major penalty, the offending player, other than the goalkeeper, will be ruled off the ice for five minutes and assessed a game misconduct penalty, and substitution shall not be permitted after five minutes (even if the other team scores multiple goals).

Misconduct penalty

When a misconduct penalty is assessed, the offending player, other than the goalkeeper, shall be ruled off the ice for ten minutes and immediate substitution shall be permitted. The player whose misconduct penalty has expired shall stay in the penalty bench until the next stoppage of play. When a player receives a second misconduct penalty in one game, the offending player, including the goalkeeper, shall automatically be ruled off the ice for the balance of the game (game misconduct penalty) and immediate substitution shall be permitted.

Game misconduct penalty

For a game misconduct penalty, the offending player, including the goalkeeper or team official, will be ruled off the ice and ordered to the dressing room for the balance of the game and immediate substitution for the player or the goalkeeper shall be permitted.

Penalty shot

Five conditions are required to award a penalty shot for a player being fouled from behind:

- The infraction must take place when the puck is outside of the player's defending zone (completely across the blue line).
- The attacking player must be in possession and have "control of the puck".
- The infraction must have been committed from behind.
- The attacking player in possession and control of the puck must have been denied a reasonable scoring opportunity.
- The attacking player in possession and control of the puck shall have no opposing players to pass other than the goalkeeper.



Game, Penalty and Equipment Description

Descrizione del gioco, delle penalità e dell'equipaggiamento

As of WED 4 MAR 2026

Common Game Penalties

Abuse of officials - A player who challenges or disputes the ruling of any official during the game shall be assessed a misconduct penalty (ten (10) minutes). For any further dispute he shall be assessed a game misconduct penalty (balance of the game). Profane language and physical force are forbidden and such actions are subject to a game misconduct penalty.

Boarding - A boarding penalty shall be imposed on any player who checks or pushes a defenceless opponent in such a manner that causes the opponent to hit or impact the boards violently or dangerously. The severity of the penalty, based upon the impact with the boards, shall be at the discretion of the referee.

Butt-ending - The action whereby a player uses the shaft of the stick(s), above the upper hand, to check an opposing player in any manner or jabs or attempts to jab an opposing player with this part of the stick(s), whether contact is made or not.

Charging - A penalty shall be imposed on a player who, as a result of distance travelled, violently checks an opponent. Charging may be the result of a check into the boards, into the goal frame, or on open ice.

Checking from behind - A check from behind is a check delivered to a vulnerable player who is not aware of the impending hit, therefore unable to protect or defend themselves from such a hit and contact is made on the back part of the body. A player who hits an opponent from behind into the boards, the goal net, or on open ice in any manner (i.e., high-sticking, crosschecking, etc.) shall be penalised according to this rule. When a player being bodychecked intentionally turns their back towards an opponent and puts themselves in a vulnerable position immediately before a bodycheck, to create a "checking from behind" situation, no penalty for "checking from behind" shall be assessed. However, other penalties may still be assessed.

Checking to the head and neck area - There is no clean check to the head or neck. The player delivering the hit must avoid hitting the opponent's head or neck. A hit resulting in contact with an opponent's head where the head was the main point of contact and such contact to the head was avoidable is not permitted. This rule supersedes all similar actions regarding hits to the head and neck. When a player is skating with their head up, whether they are in possession of the puck and may reasonably be expecting impending contact, an opponent does not have the right to hit them on the head or neck. A player who delivers a bodycheck to an opponent who is skating with the puck with their head down in the direction of the player and does not use an upward motion or drive their body up into the opponent, shall not be penalised for an "illegal check to the head".

Cross-checking – This is a check delivered with hands on both sticks and no part of either stick on the ice.

Delaying the game - A player or a team may be penalised when, in the opinion of the referee, they are delaying the game in any manner.

Diving / embellishment - Any player who "blatantly dives", "embellishes" a fall or a reaction, or who "feigns an injury" shall be penalised with a minor penalty under this rule. A goalkeeper who deliberately initiates contact with an attacking player other than to establish position in the crease, or who otherwise acts to create the appearance of other than "incidental contact" with an attacking player, is subject to the assessment of a minor penalty for "diving/ embellishment".

Note: "diving" is the action of a player trying to draw a penalty against an opponent while "embellishment" means that the victim makes the impression of a foul look "bigger" than it really is, even though a foul has been committed.

Elbowing - Elbowing shall mean the use of an extended elbow to strike/check an opponent in a manner that may or may not cause injury.

Fighting - Players who willingly participate in a "brawl/fight", so-called "willing combatants", shall be penalised accordingly by the referee(s) and may be ejected from the game. Further supplementary discipline may be imposed. A "fight" shall be deemed to have occurred when at least one player punches or attempts to punch an opponent repeatedly or when two players wrestle in such a manner as to make it difficult for the linespersons to intervene and separate the combatants. Any player who persists in continuing or attempting to continue a "fight or altercation" after they have been ordered by the referee to stop, or who resists a linesperson in the discharge of their duties shall, at the discretion of the referee, incur at least a major penalty ("fighting") plus an automatic game misconduct penalty (five (5) minutes + GMP) in addition to any additional penalties imposed. The referees are provided very wide latitude in penalties they may impose under this rule. This is done intentionally to enable them to differentiate between the obvious degrees of responsibility of the participants either for starting the "fight or persisting in continuing the fight". The discretion provided should be exercised rationally.

High-sticking - A "high stick" is one which is carried above the height of the opponent's shoulders. Players must be in control



Game, Penalty and Equipment Description

Descrizione del gioco, delle penalità e dell'equipaggiamento

As of WED 4 MAR 2026

and responsible for their sticks.

Holding - Any action by a player that restrains or impedes the progress of an opposing player, whether or not they are in possession of the puck. This includes holds on an opponent or any part of the sledge with the hand or stick or in any other way.

Holding the stick - A player who holds an opponent's stick with his hands or in any other way shall be assessed a minor penalty (two minutes).

Hooking - Hooking is the act of using the stick in a manner that enables a player to restrain an opponent. If the stick goes against the opponent's hands/ or near the opponent's hands, it shall be penalised as "hooking". When a player is checking another in such a way that there is only stick-to-stick contact, such action is not to be penalised as "hooking".

Illegal equipment - Equipment that does not conform to WPIH standards, and equipment deemed unacceptable for game action are all classified as dangerous equipment and players wearing such equipment are subject to penalties.

Interference - A player who obstructs or prevents an opponent "without possession of the puck" from skating, receiving a pass, or moving about the ice freely is considered as "interference". A "late-hit" constitutes reckless endangerment of a player who "no longer has control or possession of the puck". Any player who is in the process of "abandoning" or "losing control or possession of the puck" is subject to a bodycheck so long as the aggressor is in the immediate vicinity of the skater with the puck.

Interference with the goalkeeper - This rule is based on the premise that an attacking player's position, whether inside or outside the goal crease, should not, by itself, determine whether a goal should be allowed or disallowed. In other words, goals scored while attacking players are standing in the goal crease may, in appropriate circumstances be allowed. Goals should be disallowed only if: (I) an attacking player, either by their positioning or by a "relevant contact", impairs the goalkeeper's ability to move freely within their goal crease or defend their goal; or (II) an attacking player initiates intentional or deliberate contact with a goalkeeper, inside or outside of their goal crease. "Incidental contact" with a goalkeeper will be permitted, and resulting goals allowed, when such contact is initiated outside of the goal crease, provided the attacking player has made a reasonable effort to avoid such contact. The rule will be enforced exclusively in accordance with the on-ice judgement of the referee(s) but may be subject to a video review. For purposes of this rule, "contact/ relevant contact" whether "incidental or otherwise", shall mean any contact that is made between or among a goalkeeper and attacking player(s), whether by means of a stick or any part of the body. The overriding rationale of this rule is that a goalkeeper should have the ability to move freely within their goal crease without being hindered by the actions of an attacking player. If an attacking player enters the goal crease and, by their actions, impairs the goalkeeper's ability to defend their goal, and a goal is scored, the goal will be disallowed. If an attacking player is in the goal crease and does not leave immediately, the referee has the possibility to stop the game and the subsequent "face-off" shall take place at the nearest neutral zone face-off spot outside the attacking zone of the offending team. If an attacking player has been pushed, shoved, or fouled by a defending player so as to cause them to come into contact with the goalkeeper, such contact will not be deemed contact initiated by the attacking player for purposes of this rule, provided the attacking player has made a reasonable effort to avoid such contact. If a defending player has been pushed, shoved, or fouled by an attacking player so as to cause the defending player to come into contact with their own goalkeeper, such contact shall be deemed contact initiated by the attacking player for purposes of this rule, and if necessary, a penalty assessed to the attacking player and if a goal is scored it would be disallowed.

Slashing - Slashing is the act of a player swinging their stick at an opponent, whether contact is made or not. "Nonaggressive" stick contact to the pant or front of the shin pads, should not be penalised as slashing. Any forceful or powerful chop with the stick on an opponent's body, the opponent's stick, or on or near the opponent's hands that, in the judgment of the referee, is not an attempt to play the puck, shall be penalised as slashing.

Spearing - Spearing shall mean stabbing an opponent with the point/toe of the stick blade, whether contact is made or not.

Teeing - A player who charges an opponent or who charges the opposing goalkeeper in his crease, using any part of the front radius of the sledge.

Too many players on the ice - At the discretion of the on-ice officials, should a substituting player come onto the ice before their teammate is within the 3m (10ft) limit of the players' bench (and therefore clearly causing their team to have "too many players" on the ice), then a bench minor penalty may be assessed. When a player is retiring from the ice surface and is within the 1.50m limit of their players' bench, and their substitute is on the ice, then the retiring player shall be considered off the ice



Game, Penalty and Equipment Description

Descrizione del gioco, delle penalità e dell'equipaggiamento

As of WED 4 MAR 2026

for the purpose of Rule 70 – Leaving Players Bench or Penalty Box. If in the course of making a substitution, either the player entering the game or the player retiring from the ice surface plays the puck with their stick, skates or hands or who checks or makes any physical contact with an opposing player while either the player entering the game or the retiring player is actually on the ice, then the infraction of “too many players on the ice” will be called. If in the course of a substitution either the player(s) entering the play or the player(s) retiring is struck by the puck accidentally, the play will not be stopped, and no penalty will be called. During the play, the player retiring from the ice must do so at the players’ bench and not through any other exit leading from the rink. This is not a legal player change and therefore when a violation occurs, a bench minor penalty shall be imposed.

Tripping - Any player who uses their stick or arm to push/ pull/ impede an opponent’s sledge or blades in any manner causing the player to fall to the ice, lose their balance, or lose control of their sledge.



Game, Penalty and Equipment Description

Descrizione del gioco, delle penalità e dell'equipaggiamento

As of WED 4 MAR 2026

Team Changes

Change of players and goalkeepers

The players and goalkeepers may be changed at any time during the play or during a stoppage of play. However:

- If, during a substitution, the player entering the game plays the puck or makes any physical contact with an opponent while the retiring player is actually on the ice, there shall be a penalty.
- If, during the substitution, either the entering player or the retiring player is struck accidentally by the puck, the play will not be stopped, and no penalty is called.

Change of players and goalkeepers from the player's bench during play

The players and goalkeepers may be changed at any time from the player's bench while the game is in progress provided that:

- The changing players and goalkeepers are within an imaginary area limited by the length of the respective players bench and 3m from the boards.
- The changing players and goalkeepers are out of the play before any change is made.

If, when a goalkeeper leaves his goal crease and proceeds to his player's bench for the purpose of substituting another player, the substitution is made prematurely, the official will stop the play when the offending team gains possession of the puck and the face-off will take place at the centre face-off spot.

During a stoppage and a team attempts to make a player change after its allotted period of time, the referee shall send the player(s) back to the bench and warn that team. Any subsequent infraction of this procedure at any time during the course of the game by the warned team shall result in the team receiving a bench minor penalty. No warm-ups shall be permitted for a substitute goalkeeper.

Change of player procedure during stoppage of play

Following the stoppage of play, the visiting team shall promptly place a line-up on the ice ready for play and no substitution shall be made from that time until play has been resumed. The home team may then make any desired substitution, except in cases following an "icing", which does not result in the delay of the game. "Placing a line-up on the ice" shall mean that both teams shall place the full complement of players (and not exceed) to which they are entitled within the line change time frame. If there is any undue delay by either team in changing players, the referee shall order the offending team or teams to take their positions immediately and not permit any further player changes. When a substitution has been made under the above rule, no additional substitution may be made until play commences. Once the line change procedure has been completed, no additional player substitutions shall be permitted until the "face-off" has been completed legally and play has resumed, except when a penalty or penalties are imposed that affect the "on-ice strength" of either or both teams. This may include penalties imposed following the completion of the line change and prior to the "face-off", or due to a penalty assessed for a "face-off" violation – refer to Rule 705 – Line Change – Procedure. A team that is in violation of Rule 1041 – Delaying the Game or Icing, shall not be permitted to make any player substitutions prior to the ensuing "face-off". However, a team shall be permitted to make a player substitution to replace a goalkeeper who had been substituted for an extra attacker, to replace an injured player, or when a penalty has been assessed which affects the "on-ice strength" of either team. The determination of players on ice will be made when the puck leaves the offending player's stick. Goalkeepers' substitution during a game will be conducted within the same time frame as a regular line change. No extra time will be allotted to the goalkeeper coming off the bench, except in the case where an injury to a goalkeeper occurs.



Game, Penalty and Equipment Description

Descrizione del gioco, delle penalità e dell'equipaggiamento
As of WED 4 MAR 2026

Clothing and Equipment

Clothing and equipment worn or used by players and other participants in the Paralympic Winter Games Para ice hockey competition must comply with WPIH rules and WPIH advertising regulations, and with the IPC manufacturer trademark guidelines for the Milano Cortina 2026 Olympic Winter Games.

This player and goalkeeper equipment shall consist of sledge, sticks and picks, protective equipment and uniforms. All protective equipment, except gloves, helmets and goalkeepers leg guards, must be worn entirely underneath the uniform. Infractions related to the wearing of equipment may be penalised at the discretion of the referee according to the WPIH Rule Book.

Sledge

The sledge consists of the frame, blade carrier, blades, front skid, heel support, foot guard and bucket. The frame may only be constructed from steel, aluminium, titanium and magnesium and must not have a diameter smaller than 1.5cm or greater than 3cm. The height of the main frame measured from the ice to the bottom of the frame shall be 8.5cm minimum to 9.5cm maximum.

Sticks

Sticks may be made of wood or other material, such as carbon fibre and fibreglass. They must not have any projections and all edges must be bevelled. Nothing shall be added to the sticks apart from picks and tape. Sticks will have a maximum length of 100cm from the toe to the pick end of the shaft. The players stick blade may be curved but there are restrictions on the curvature. The blade can have a maximum length of 32cm (from the heel to the toe) and a maximum width of 7.5cm.

Picks

Pick ends must be fixed to the lower or butt end of the stick and not end in a single sharp point but have at least six teeth of equal length (teeth shall not extend past 4mm) to avoid damaging the ice surface. Picks are used by skaters for propulsion on the ice.

Puck

The puck is made of vulcanised rubber or other material approved by the WPIH and primarily black in colour. The dimensions of a puck shall not exceed:

- Diameter: 7.6cm
- Thickness: 2.5cm
- Weight: 156g to 170g

It is frozen to prevent excessive bouncing and changed throughout the game. The puck can travel up to 175kph on a slap shot.

Uniforms

All players of each team shall be dressed uniformly with an approved design and colour of their helmets, jerseys, short pants, and socks. All jerseys of a team must be of the same design, including logo on the front, numbers on the sleeves and back, and nameplate on the back. The dominant colour of the uniform must cover approximately 80% of the jersey and socks, excluding names and numbers. If, in the opinion of the referee, the uniform colours of the competing teams are too similar and there is a possibility of misidentifying players, it is the responsibility of the home team to change its jerseys. All players on a team must wear the same uniforms and jersey numbers in the on-ice warm-up as during the game. Numbers are limited to the numbers 1 to 99.

Note:
For further information please consult: www.paralympic.com



MILANO CORTINA
2026

