



*Para Cross-Country Skiing*

*Sci di fondo Paralimpico*

# RESULTS BOOK

**RASSEGNA RISULTATI**

# VERSION HISTORY

VERSION	DATE	COMMENTS
1.0	15 MAR 2026	Created at the end of the CCS competition



## Competition Format and Rules

Formato e regole gara

As of WED 4 MAR 2026

### COMPETITION FORMAT

There are 20 events across the Para cross-country skiing programme at the Milano Cortina 2026 Paralympic Winter Games:

Women's (nine):

- Sprint Sitting
- Sprint Classic Standing
- Sprint Classic Vision Impaired
- 10km Interval Start Sitting
- 10km Interval Start Classic Standing
- 10km Interval Start Classic Vision Impaired
- 20km Interval Start Sitting
- 20km Interval Start Free Standing
- 20km Interval Start Free Vision Impaired

Men's (nine):

- Sprint Sitting
- Sprint Classic Standing
- Sprint Classic Vision Impaired
- 10km Interval Start Sitting
- 10km Interval Start Classic Standing
- 10km Interval Start Classic Vision Impaired
- 20km Interval Start Sitting
- 20km Interval Start Free Standing
- 20km Interval Start Free Vision Impaired

Mixed (two):

Mixed 4x2.5km relay  
Open 4x2.5km relay

### Course

Para cross-country skiing courses are designed with uphill, downhill and flat sections.

Depending on the race format, different courses are used, which are part of a course network. For each competition, there are separate courses for athletes in the Sitting category and for athletes in the Standing and VI categories. The courses for the athletes in the sitting category show lower gradients as the athletes rely on the upper body for pushing/pulling themselves forward while seated in a sit-ski.

The following course distances will be used during the Paralympic Winter Games: 1km, 2.5km and 4km.



## Competition Format and Rules

Formato e regole gara

As of WED 4 MAR 2026

### Interval Start

Competitors start at intervals of 30 seconds (can be changed at the discretion of the Jury). The athletes are ranked based on calculated finish time (in ascending order). Time is measured electronically to 1/1000th of a second in sprint qualification and 1/100th of a second in all other races. This measured time is truncated to form a 'real net' time as 1/100th in sprint and 1/10th of a second in other events. The calculated finish time is computed by multiplying the 'real net' time by the athlete's percentage. Athletes with the same calculated time are given the same rank and are ordered with the lowest bib number first except for Sprint competition where special rules apply.

### Sprint Start

The heats for the semifinals are determined from the finish ranking in the qualification round. Competitors' start time is calculated from the running time of the winner of the qualification round by category and gender and a pursuit start format is applied, where the athletes with the lower percentages start ahead of athletes with higher percentages. The athletes are ranked based on finish position in the finals.

### Mass Start

Only used for relays where the teams start simultaneously, lined up using angled start lines in the shape of an arrow. Each event has 4 stages (legs). As soon as the incoming competitor has passed the finish line in the exchange zone with the whole body, the next competitor can start and this repeats until all legs are finished. No physical contact between the competitors is required. Teams are ranked based on the total finish time (in ascending order). Time is measured electronically to 1/100th of a second and is truncated to form a 'real net' time as 1/10th of a second. The ranking of teams with the same time will be handled by the tie break rules below.

### Participation references

Athlete quota: 180

National Paralympic Committee (NPC) quota: An NPC may be allocated a maximum of 18 male and 14 female qualification slots. Exceptions may be made via the Bipartite Commission Invitation Allocation method. An NPC can enter a maximum of 7 eligible athletes per medal event and gender, and no more than four (4) per sport class in each medal event (Bipartite exceptions apply).

Expected number of athletes: 70 female/110 male

## SPORT RULES AND PROCEDURES

### Tie-Break Rule

- **Interval Start**

- A tie of two or more competitors with the same time remains as such. They shall have the same ranking in the result list and the competitor with the lower starting number will be listed first. The exception is a tie in a qualification race of the Sprint event. If two athletes have the same result in the qualification round (calculated time in hundreds of a second) and both or only one of them qualifies for the next round the following order of "tie breakers" shall be used:

- Calculated time: All available digits of the calculated time shall be used
- Current FIS points list (current season)
- Highest number of individual World Cup wins (current season)
- Best World Cup result (current season)

If none of them qualify for the next round they shall be ranked on the same place in the result.



## Competition Format and Rules

Formato e regole gara

As of WED 4 MAR 2026

### • Relay Events

- The ranking of standing athletes involved in a photo finish will be established according to the order they crossed the vertical plane of the finish line by the toe of the front foot.
- LW 10 – 12: In a photo finish, the competitor whose front binding crosses the finish line is ahead.
- If the photo finish cannot decide the ranking, the teams share the same rank.

### • Sprint Events

- In case of a tie (“dead heat”) in semi-finals, the competitors shall have the same ranking in the result list and the competitor with the better qualification time is ranked listed first. If there is a tie in the finals and the photo finish cannot decide the ranking then the competitors shall have the same ranking in the result list and the competitor with the better qualification time is listed first.
- If more than one competitor is ranked as last in the final heat, the competitor with best qualification time is ranked ahead.

## DIFFERENCES FROM BEIJING 2022 PARALYMPIC GAMES

- Ski technique alternates between Games. At Beijing (2022), the long distance Para cross-country skiing events were held using the classic technique. For Milano Cortina 2026, they will be held using the free technique. Middle distance events were free technique in Beijing and will be classic technique at Milano Cortina 2026. Sprint events were free technique in Beijing and will be classic technique at Milano Cortina 2026.

## DIFFERENCES FROM OLYMPIC GAMES

- With three classes and two genders, there are up to six events per day as compared with up to two per day during the Olympic Games.
- Depending on the final schedule some events may be run concurrently – i.e. two races [two genders same class] running simultaneously.
- Athletes in the vision impaired category ski with guides, guides names are included in the start and results lists and guides also receive medals.
- Results are based on calculated times derived from applying the athlete’s percentage to their actual time.
- The relay exchange does not contain a physical tag for the Paralympic Games. Rather, the arriving athletes ski across an exchange finish line placed five metres ahead of the exchange departure line in an adjacent lane. Departing athletes cannot leave their ‘start line’ until the arriving athlete has crossed their ‘finish line’.
- A relay team in Paralympics can be made up of two, three or four athletes (plus Guides as appropriate) with athlete(s) able to ski more than one leg.
- In sprint heats athletes start in a ‘pursuit format’ rather than simultaneously with start time determined by a calculation that compares a competitor’s basic time to the winners real time following the principle that competitors with different impairments (different percentages) shall have the same chance to win the heat. Competitors with lower percentages than the winner will start before the winner and competitors with higher percentages will start after the winner in the heat.

**Note:**

For further information please consult: [www.fis-ski.com](http://www.fis-ski.com)



## Medallists by Event

Medagliati per evento

As of SUN 15 MAR 2026 at 13:51

After 20 of 20 Events

Event	Date	Medal	Name	NPC Code
Women's Sprint Sitting	TUE 10 MAR	GOLD	MASTERS Oksana	USA
		SILVER	KIM Yunji	KOR
		BRONZE	WANG Shiyu	CHN
Men's Sprint Sitting	TUE 10 MAR	GOLD	LIU Zixu	CHN
		SILVER	WESTEMAIER RIBERA Cristian	BRA
		BRONZE	KHAMITOV Yerbol	KAZ
Women's Sprint Classic Standing	TUE 10 MAR	GOLD	NILSEN Vilde	NOR
		SILVER	PETERSON Sydney	USA
		BRONZE	WILKIE Natalie	CAN
Men's Sprint Classic Standing	TUE 10 MAR	GOLD	SVIRYDZENKA Raman	BLR
		SILVER	MARBURGER Sebastian	GER
		BRONZE	DAVIET Benjamin	FRA
Women's Sprint Classic Vision Impaired	TUE 10 MAR	GOLD	BAGIAN Anastasiia Guide: SINIAKIN Sergei	RUS
		SILVER	KAZMAIER Linn Guide: BAUMANN Florian	GER
		BRONZE	CONG Jihong Guide: LIU Jiaxuan	CHN
Men's Sprint Classic Vision Impaired	TUE 10 MAR	GOLD	ADICOFF Jake Guide: WOLTER Peter	USA
		SILVER	YU Shuang Guide: SHANG Jincai	CHN
		BRONZE	MODIN Zebastian Guide: TALSI Emil	SWE
Women's 10km Interval Start Sitting	WED 11 MAR	GOLD	MASTERS Oksana	USA
		SILVER	KIM Yunji	KOR
		BRONZE	GRETSCH Kendall	USA
Men's 10km Interval Start Sitting	WED 11 MAR	GOLD	GOLUBKOV Ivan	RUS
		SILVER	MAO Zhongwu	CHN
		BRONZE	ZHENG Peng	CHN
Women's 10km Interval Start Classic Standing	WED 11 MAR	GOLD	PETERSON Sydney	USA
		SILVER	NILSEN Vilde	NOR
		BRONZE	HUDAK Brittany	CAN
Men's 10km Interval Start Classic Standing	WED 11 MAR	GOLD	TABOURET Karl	FRA
		SILVER	SVIRYDZENKA Raman	BLR
		BRONZE	ARENDZ Mark	CAN
Women's 10km Interval Start Classic Vision Impaired	WED 11 MAR	GOLD	BAGIAN Anastasiia Guide: SINIAKIN Sergei	RUS
		SILVER	BUBENICKOVA Simona Guide: SRUTEK David	CZE
		BRONZE	WALTER Leonie Maria Guide: KRASMAN Christian	GER
Men's 10km Interval Start Classic Vision Impaired	WED 11 MAR	GOLD	ADICOFF Jake Guide: GOBLE Reid	USA
		SILVER	INOLA Inkki Guide: INKILA Reetu	FIN
		BRONZE	MODIN Zebastian Guide: TALSI Emil	SWE
Women's 20km Interval Start Sitting	SUN 15 MAR	GOLD	KIM Yunji	KOR
		SILVER	WICKER Anja	GER
		BRONZE	MASTERS Oksana	USA
Men's 20km Interval Start Sitting	SUN 15 MAR	GOLD	GOLUBKOV Ivan	RUS
		SILVER	MAO Zhongwu	CHN
		BRONZE	ROMELE Giuseppe	ITA
Women's 20km Interval Start Free Standing	SUN 15 MAR	GOLD	PETERSON Sydney	USA
		SILVER	NILSEN Vilde	NOR
		BRONZE	KONONOVA Oleksandra	UKR



## Medallists by Event

Medagliati per evento

As of SUN 15 MAR 2026 at 13:51

Event	Date	Medal	Name	NPC Code
Men's 20km Interval Start Free Standing	SUN 15 MAR	GOLD	WANG Chenyang	CHN
		SILVER	HUANG Lingxin	CHN
		BRONZE	LIU Xiaobin	CHN
Women's 20km Interval Start Free Vision Impaired	SUN 15 MAR	GOLD	BAGIIAN Anastasiia Guide: SINIAKIN Sergei	RUS
		SILVER	BUBENICKOVA Simona Guide: SRUTEK David	CZE
		BRONZE	WANG Yue Guide: CHEN Guoming	CHN
Men's 20km Interval Start Free Vision Impaired	SUN 15 MAR	GOLD	ADICOFF Jake Guide: WOLTER Peter	USA
		SILVER	KAZIK Oleksandr Guide: KUCHERIAVYI Serhii	UKR
		BRONZE	CHALENCON Anthony Guide: MICHELON Florian	FRA
Mixed 4x2.5km Relay	SAT 14 MAR	GOLD	SWEENEY Joshua (M) MASTERS Oksana (F) PETERSON Sydney (F) ADICOFF Jake (M) Guide: GOBLE Reid	USA
		SILVER	BAL Pavlo (M) RAD Taras (M) KONONOVA Oleksandra (F) LIASHENKO Liudmyla (F)	UKR
		BRONZE	MAO Zhongwu (M) ZHENG Peng (M) WANG Yue (F) Guide: CHEN Guoming HUANG Lingxin (M)	CHN
Open 4x2.5km Relay	SAT 14 MAR	GOLD	DANG Hesong (M) Guide: LU Hongda WANG Tao (M) WANG Chenyang (M) YU Shuang (M) Guide: SHANG Jincai	CHN
		SILVER	BOLD Theo (M) Guide: BOLD Jakob MARBURGER Sebastian (M) KAZMAIER Linn (F) Guide: BAUMANN Florian MAIER Marco (M)	GER
		BRONZE	HAUGEN Kjartan (M) NILSEN Vilde (F) OXAAL Thomas (M)	NOR

**Legend:**

F Female

M Male



## Medal Standings

Medagliere

As of SUN 15 MAR 2026 at 13:52

After 20 of 20 Events

Rank	NPC	Men				Women				Relays				Total				Rank by Total
		G	S	B	Tot	G	S	B	Tot	G	S	B	Tot	G	S	B	Tot	
1	USA - United States	3			3	4	1	2	7	1			1	8	1	2	11	2
2	RUS - Russian Federation	2			2	3			3				5			5	=3	
3	CHN - China	2	4	2	8			3	3			1	1	3	4	6	13	1
4	NOR - Norway					1	2		3			1	1	1	2	1	4	5
5	KOR - Korea					1	2		3					1	2		3	=6
6	BLR - Belarus	1	1		2									1	1		2	=10
7	FRA - France	1		2	3								1		2	3	=6	
8	GER - Germany		1		1	2	1	3		1		1		4	1	5	=3	
9	UKR - Ukraine		1		1		1	1		1		1		2	1	3	=6	
10	CZE - Czechia					2		2						2		2	=10	
11	BRA - Brazil		1		1									1		1	=13	
11	FIN - Finland		1		1									1		1	=13	
13	CAN - Canada			1	1		2	2							3	3	=6	
14	SWE - Sweden			2	2										2	2	=10	
15	ITA - Italy			1	1										1	1	=13	
15	KAZ - Kazakhstan			1	1										1	1	=13	
	<b>Total:</b>	<b>9</b>	<b>9</b>	<b>9</b>	<b>27</b>	<b>9</b>	<b>9</b>	<b>9</b>	<b>27</b>	<b>1</b>	<b>1</b>	<b>1</b>	<b>3</b>	<b>20</b>	<b>20</b>	<b>20</b>	<b>60</b>	

**Note:**  
Rank by Total is calculated by the total number of gold, silver and bronze medals

**Legend:**  
= Equal sign indicates that two or more NPCs share the same rank by total  
G Gold  
S Silver  
B Bronze  
Tot Total



TUE 10 MAR 2026

Start Time 9:45

End Time 9:54

## Results

### Risultati

Rank	Bib	FIS Code	Name	NPC Code	Sport Class	%	Real Time	Delta	Result	FIS Points	Remarks
1	2	100278	MASTERS Oksana	USA	LW12	100	2:29.32		2:29.32	0.00	Qualified
2	3	100857	KIM Yunji	KOR	LW10.5	87	2:58.38	+6.75	2:35.19	31.45	Qualified
3	4	100303	dos SANTOS ROCHA Aline	BRA	LW10.5	87	3:01.10	+9.47	2:37.56	44.15	Qualified
4	1	100054	WICKER Anja	GER	LW10	86	3:03.62	+9.99	2:37.91	46.02	Qualified
5	5	100607	WANG Shiyu	CHN	LW12	100	2:42.71	+13.39	2:42.71	71.74	Qualified
6	13	100855	HAN Seunghee	KOR	LW10	86	3:11.56	+17.93	2:44.74	82.61	Qualified
7	7	100052	ESKAU Andrea	GER	LW11	93	2:57.92	+17.36	2:45.47	86.53	Qualified
8	10	100241	BIRYLA Valiantsina	BLR	LW10.5	87	3:11.61	+19.98	2:46.70	93.12	Qualified
9	14	100261	LOBAN Lidziya	BLR	LW12	100	2:49.03	+19.71	2:49.03	105.60	Qualified
10	12	100888	ZAINO Nicole	USA	LW11.5	96	2:56.29	+20.75	2:49.24	106.72	Qualified
11	8	100361	PICTON Christina	CAN	LW12	100	2:50.10	+20.78	2:50.10	111.33	Qualified
12	9	100672	LISETH Indira	NOR	LW10.5	87	3:16.27	+24.64	2:50.75	114.81	Qualified
13	17	101137	PARKER Lauren	AUS	LW10	86	3:22.07	+28.44	2:53.78	131.05	Not Qualified
14	16	100721	MARTIN Erin	USA	LW10	86	3:24.22	+30.59	2:55.63	140.96	Not Qualified
15	6	100397	MENJE Merle Marie	GER	LW11	93	3:09.06	+28.50	2:55.83	142.03	Not Qualified
16	11	100872	de SENA SOUZA Elena Regina	BRA	LW12	100	2:57.52	+28.20	2:57.52	151.08	Not Qualified
17	15	100446	BILODEAU Lyne-Marie	CAN	LW12	100	3:09.70	+40.38	3:09.70	216.34	Not Qualified
18	18	100982	SATO Nana	JPN	LW10.5	87	3:39.49	+47.86	3:10.96	223.09	Not Qualified
19	19	100747	ALBERTSDOTTIR Arna	ISL	LW10	86	4:14.63	+1:21.00	3:38.98	373.21	Not Qualified

Jury Information		Course Information	
FIS Technical Delegate	AALBERG John (CAN)	Course name	Sit Ski CC Sprint
FIS Assistant Technical Delegate	KALVEDAL Ingela (SWE)	Height Difference (HD)	5m
FIS Race Director	ZIPFEL Georg (FIS)	Maximum Climb (MC)	4m
Chief of Competition	ROSA Anna (ITA)	Total Climb (TC)	13m
FIS Jury Member	VELECHSHUK Alexandr (GER)	Length of Lap	1024m
FIS Adaptive Equipment Controller (Classification) – Non-voting	SANDWICK Sue (FIS)	Number of Laps	1
FIS Equipment Controller – Non-voting	ENNEMOSER Lukas (FIS)		

Weather	Snow Condition	Temperature		Athletes/NPCs						
		Air	Snow	Entries	Ranked	DNF	DSQ	DNS	NPS	DQB
Partly Cloudy	Icy	7.9°C	0.0°C	19/11	19/11	0/0	0/0	0/0	0/0	0/0

#### Note:

All times except 'Real Time' are calculated times. Result is the real time multiplied by the athlete's percentage.

Delta – is the time (in real time) the skier would have to ski faster in order to tie the winners result (in adjusted time).

#### Legend:

**DNF** Did not finish

**DSQ** Disqualified

**DNS** Did not start

**NPS** Not Permitted to Start

**DQB** Disqualified for unsportsmanlike behaviour



TUE 10 MAR 2026

Start Time 9:45

End Time 13:28

## Results Summary

Riepilogo risultati

Rank	Bib	Name	NPC Code	Sport Class	%	Qualification	Semifinals		Final
							1	2	

### Final

1	2	MASTERS Oksana	USA	LW12	100	2:29.32 (1)	3:06.8 (1)		3:07.1 (1)
2	3	KIM Yunji	KOR	LW10.5	87	2:35.19 (2)		3:01.1 (1)	+3.0 (2)
3	5	WANG Shiyu	CHN	LW12	100	2:42.71 (5)	+10.5 (3)		+10.8 (3)
4	7	ESKAU Andrea	GER	LW11	93	2:45.47 (7)		+14.3 (3)	+12.7 (4)
5	4	dos SANTOS ROCHA Aline	BRA	LW10.5	87	2:37.56 (3)		+3.9 (2)	+13.9 (5)
6	1	WICKER Anja	GER	LW10	86	2:37.91 (4)	+5.7 (2)		+17.6 (6)

### Semifinals

7	14	LOBAN Lidziya	BLR	LW12	100	2:49.03 (9)	+15.7 (4)		
8	12	ZAINO Nicole	USA	LW11.5	96	2:49.24 (10)		+19.8 (4)	
9	8	PICTON Christina	CAN	LW12	100	2:50.10 (11)		+19.8 (5)	
10	9	LISETH Indira	NOR	LW10.5	87	2:50.75 (12)	+19.5 (5)		
11	13	HAN Seunghee	KOR	LW10	86	2:44.74 (6)		+25.0 (6)	
12	10	BIRYLA Valiantsina	BLR	LW10.5	87	2:46.70 (8)	+22.5 (6)		

### Qualification

13	17	PARKER Lauren	AUS	LW10	86	2:53.78 (13)			
14	16	MARTIN Erin	USA	LW10	86	2:55.63 (14)			
15	6	MENJE Merle Marie	GER	LW11	93	2:55.83 (15)			
16	11	de SENA SOUZA Elena Regina	BRA	LW12	100	2:57.52 (16)			
17	15	BILODEAU Lyne-Marie	CAN	LW12	100	3:09.70 (17)			
18	18	SATO Nana	JPN	LW10.5	87	3:10.96 (18)			
19	19	ALBERTSDOTTIR Arna	ISL	LW10	86	3:38.98 (19)			

Jury Information			Course Information		
FIS Technical Delegate	AALBERG John (CAN)		Course name	Sit Ski CC Sprint	
FIS Assistant Technical Delegate	KALVEDAL Ingela (SWE)		Height Difference (HD)	5m	
FIS Race Director	ZIPFEL Georg (FIS)		Maximum Climb (MC)	4m	
Chief of Competition	ROSA Anna (ITA)		Total Climb (TC)	13m	
FIS Jury Member	VELECHSHUK Alexandr (GER)		Length of Lap	1024m	
FIS Adaptive Equipment Controller (Classification) – Non-voting	SANDWICK Sue (FIS)		Number of Laps	1	
FIS Equipment Controller – Non-voting	ENNEMOSER Lukas (FIS)				

Weather	Snow Condition	Temperatures		Competitors						
		Air	Snow	Entries	Ranked	DNF	DSQ	DNS	NPS	DQB
Partly Cloudy	Icy	7.9°C	0.0°C	19/11	19/11	0/0	0/0	0/0	0/0	0/0

Legend:	
<b>DNF</b>	Did Not Finish
<b>DQB</b>	Disqualified for unsportsmanlike behaviour
<b>NPS</b>	Not Permitted to Start
<b>DNS</b>	Did Not Start
<b>DSQ</b>	Disqualified



TUE 10 MAR 2026

Start Time 12:15

End Time 13:28

## Bracket

Tabellone

Semifinals

Final

Semifinal 1		12:15			3:06.8	
Rank	Bib Name	NPC Code	Sport Class	%	Time Behind	
1	1 MASTERS Oksana	USA	LW12	100	0.0	
2	4 WICKER Anja	GER	LW10	86	+5.7	
3	5 WANG Shiyu	CHN	LW12	100	+10.5	
4	9 LOBAN Lidziya	BLR	LW12	100	+15.7	
5	12 LISETH Indira	NOR	LW10.5	87	+19.5	
6	8 BIRYLA V	BLR	LW10.5	87	+22.5	

Final		13:22			3:07.1	
Rank	Bib Name	NPC Code	Sport Class	%	Time Behind	
1	1 MASTERS Oksana	USA	LW12	100	0.0	
2	2 KIM Yunji	KOR	LW10.5	87	+3.0	
3	5 WANG Shiyu	CHN	LW12	100	+10.8	
4	7 ESKAU Andrea	GER	LW11	93	+12.7	
5	3 dos SANTOS ROCHA A	BRA	LW10.5	87	+13.9	
6	4 WICKER Anja	GER	LW10	86	+17.6	

Semifinal 2		12:20			3:01.1	
Rank	Bib Name	NPC Code	Sport Class	%	Time Behind	
1	2 KIM Yunji	KOR	LW10.5	87	0.0	
2	3 dos SANTOS ROCHA A	BRA	LW10.5	87	+3.9	
3	7 ESKAU Andrea	GER	LW11	93	+14.3	
4	10 ZAINO Nicole	USA	LW11.5	96	+19.8	
5	11 PICTON C	CAN	LW12	100	+19.8	
6	6 HAN Seunghee	KOR	LW10	86	+25.0	

Jury Information		Course Information	
FIS Technical Delegate	AALBERG John (CAN)	Course name	Sit Ski CC Sprint
FIS Assistant Technical Delegate	KALVEDAL Ingela (SWE)	Height Difference (HD)	5m
FIS Race Director	ZIPFEL Georg (FIS)	Maximum Climb (MC)	4m
Chief of Competition	ROSA Anna (ITA)	Total Climb (TC)	13m
FIS Jury Member	VELECHSHUK Alexandr (GER)	Length of Lap	1024m
FIS Adaptive Equipment Controller (Classification) – Non-voting	SANDWICK Sue (FIS)	Number of Laps	1
FIS Equipment Controller – Non-voting	ENNEMOSER Lukas (FIS)		



## Results

### Risultati

Rank	Bib	FIS Code	Name	NPC Code	Sport Class	%	Real Time	Delta	Result	FIS Points	Remarks
1	103	100570	WILKIE Natalie	CAN	LW8	92	3:08.13		2:53.08	0.00	Qualified
2	101	100471	NILSEN Vilde	NOR	LW4	97	2:58.71	+0.28	2:53.35	1.25	Qualified
3	109	101070	MARCHAND Kathrin	GER	LW9	88	3:18.78	+2.10	2:54.93	8.55	Qualified
4	102	100839	PETERSON Sydney	USA	LW9	88	3:18.91	+2.23	2:55.04	9.06	Qualified
5	104	100258	LIASHENKO Liudmyla	UKR	LW8	92	3:17.51	+9.38	3:01.71	39.89	Qualified
6	107	100409	ARAVICH Danielle	USA	LW8	92	3:21.48	+13.35	3:05.36	56.76	Qualified
7	112	100181	ABE Yurika	JPN	LW6	90	3:27.80	+15.49	3:07.02	64.43	Qualified
8	106	100124	KONONOVA Oleksandra	UKR	LW8	92	3:24.96	+16.83	3:08.56	71.55	Qualified
9	105	100602	ZHAO Zhiqing	CHN	LW5/7	81	3:56.55	+22.87	3:11.61	85.65	Qualified
10	114	100603	GUO Yujie	CHN	LW8	92	3:29.11	+20.98	3:12.38	89.21	Qualified
11	110	100903	ARCHIBALD Emma	CAN	LW5/7	81	4:01.13	+27.45	3:15.32	102.80	Qualified
12	108	100208	BUI Iryna	UKR	LW8	92	3:33.57	+25.44	3:16.48	108.16	Qualified
13	113	100970	MORELIUS Alice	SWE	LW8	92	3:37.38	+29.25	3:19.99	124.38	Not Qualified
14	116	100449	FEDZKOVICH Darya	BLR	LW4	97	3:27.73	+29.30	3:21.50	131.36	Not Qualified
15	111	100803	WESTERLUND Ellen	SWE	LW9	88	4:02.22	+45.54	3:33.15	185.21	Not Qualified
16	115	100567	IWAMOTO Mika	JPN	LW8	92	3:53.93	+45.80	3:35.22	194.78	Not Qualified
17	117	100802	DOLZAN Tabea	SLO	LW3	86	4:57.95	+1:36.69	4:16.24	384.38	Not Qualified

Jury Information			Course Information		
FIS Technical Delegate	AALBERG John (CAN)		Course name	Standing CC Sprint	
FIS Assistant Technical Delegate	KALVEDAL Ingela (SWE)		Height Difference (HD)	24m	
FIS Race Director	ZIPFEL Georg (FIS)		Maximum Climb (MC)	21m	
Chief of Competition	ROSA Anna (ITA)		Total Climb (TC)	34m	
FIS Jury Member	VELECHSHUK Alexandr (GER)		Length of Lap	1139m	
FIS Adaptive Equipment Controller (Classification) – Non-voting	SANDWICK Sue (FIS)		Number of Laps	1	
FIS Equipment Controller – Non-voting	ENNEMOSER Lukas (FIS)				

Weather	Snow Condition	Temperature		Athletes/NPCs						
		Air	Snow	Entries	Ranked	DNF	DSQ	DNS	NPS	DQB
Partly Cloudy	Icy	9.2°C	0.0°C	17/10	17/10	0/0	0/0	0/0	0/0	0/0

#### Note:

All times except 'Real Time' are calculated times. Result is the real time multiplied by the athlete's percentage.

Delta – is the time (in real time) the skier would have to ski faster in order to tie the winners result (in adjusted time).

#### Legend:

**DNF** Did not finish  
**DSQ** Disqualified

**DNS** Did not start  
**NPS** Not Permitted to Start

**DQB** Disqualified for unsportsmanlike behaviour



TUE 10 MAR 2026

Start Time 10:25

End Time 13:42

## Results Summary

Riepilogo risultati

Rank	Bib	Name	NPC Code	Sport Class	%	Qualification	Semifinals		Final
							1	2	

### Final

1	101	NILSEN Vilde	NOR	LW4	97	2:53.35 (2)		3:39.6 (1)	3:31.3 (1)
2	102	PETERSON Sydney	USA	LW9	88	2:55.04 (4)	+6.0 (2)		+4.2 (2)
3	103	WILKIE Natalie	CAN	LW8	92	2:53.08 (1)	3:31.4 (1)		+8.9 (3)
4	109	MARCHAND Kathrin	GER	LW9	88	2:54.93 (3)		+4.6 (2)	+10.8 (4)
5	105	ZHAO Zhiqing	CHN	LW5/7	81	3:11.61 (9)	+10.8 (3)		+12.1 (5)
6	107	ARAVICH Danielle	USA	LW8	92	3:05.36 (6)		+9.8 (3)	+26.3 (6)

### Semifinals

7	104	LIASHENKO Liudmyla	UKR	LW8	92	3:01.71 (5)	+15.9 (4)		
8	110	ARCHIBALD Emma	CAN	LW5/7	81	3:15.32 (11)		+13.4 (4)	
9	112	ABE Yurika	JPN	LW6	90	3:07.02 (7)		+19.5 (5)	
10	108	BUI Iryna	UKR	LW8	92	3:16.48 (12)	+27.4 (5)		
11	114	GUO Yujie	CHN	LW8	92	3:12.38 (10)		+24.9 (6)	
12	106	KONONOVA Oleksandra	UKR	LW8	92	3:08.56 (8)	DNS		

### Qualification

13	113	MORELIUS Alice	SWE	LW8	92	3:19.99 (13)			
14	116	FEDZKOVICH Darya	BLR	LW4	97	3:21.50 (14)			
15	111	WESTERLUND Ellen	SWE	LW9	88	3:33.15 (15)			
16	115	IWAMOTO Mika	JPN	LW8	92	3:35.22 (16)			
17	117	DOLZAN Tabea	SLO	LW3	86	4:16.24 (17)			

Jury Information			Course Information		
FIS Technical Delegate	AALBERG John (CAN)		Course name	Standing CC Sprint	
FIS Assistant Technical Delegate	KALVEDAL Ingela (SWE)		Height Difference (HD)	24m	
FIS Race Director	ZIPFEL Georg (FIS)		Maximum Climb (MC)	21m	
Chief of Competition	ROSA Anna (ITA)		Total Climb (TC)	34m	
FIS Jury Member	VELECHSHUK Alexandr (GER)		Length of Lap	1139m	
FIS Adaptive Equipment Controller (Classification) – Non-voting	SANDWICK Sue (FIS)		Number of Laps	1	
FIS Equipment Controller – Non-voting	ENNEMOSER Lukas (FIS)				

Weather	Snow Condition	Temperatures		Competitors						
		Air	Snow	Entries	Ranked	DNF	DSQ	DNS	NPS	DQB
Partly Cloudy	Icy	9.2°C	0.0°C	17/10	16/10	0/0	0/0	1/1	0/0	0/0

### Legend:

<b>DNF</b>	Did Not Finish	<b>DNS</b>	Did Not Start
<b>DQB</b>	Disqualified for unsportsmanlike behaviour	<b>DSQ</b>	Disqualified
<b>NPS</b>	Not Permitted to Start		

TUE 10 MAR 2026

Start Time 12:37

End Time 13:42



## Bracket

Tabellone

Semifinals

Final

Semifinal 1		12:37			3:31.4	
Rank	Bib Name	NPC Code	Sport Class	%	Time Behind	
1	1 WILKIE Natalie	CAN	LW8	92	0.0	
2	4 PETERSON Sydney	USA	LW9	88	+6.0	
3	9 ZHAO Zhiqing	CHN	LW5/7	81	+10.8	
4	5 LIASHENKO L	UKR	LW8	92	+15.9	
5	12 BUI Iryna	UKR	LW8	92	+27.4	
	8 KONONOVA O	UKR	LW8	92	DNS	

Final		13:38			3:31.3	
Rank	Bib Name	NPC Code	Sport Class	%	Time Behind	
1	2 NILSEN Vilde	NOR	LW4	97	0.0	
2	4 PETERSON Sydney	USA	LW9	88	+4.2	
3	1 WILKIE Natalie	CAN	LW8	92	+8.9	
4	3 MARCHAND K	GER	LW9	88	+10.8	
5	9 ZHAO Zhiqing	CHN	LW5/7	81	+12.1	
6	6 ARAVICH D	USA	LW8	92	+26.3	

Semifinal 2		12:42			3:39.6	
Rank	Bib Name	NPC Code	Sport Class	%	Time Behind	
1	2 NILSEN Vilde	NOR	LW4	97	0.0	
2	3 MARCHAND K	GER	LW9	88	+4.6	
3	6 ARAVICH D	USA	LW8	92	+9.8	
4	11 ARCHIBALD Emma	CAN	LW5/7	81	+13.4	
5	7 ABE Yurika	JPN	LW6	90	+19.5	
6	10 GUO Yujie	CHN	LW8	92	+24.9	

Jury Information		Course Information	
FIS Technical Delegate	AALBERG John (CAN)	Course name	Standing CC Sprint
FIS Assistant Technical Delegate	KALVEDAL Ingela (SWE)	Height Difference (HD)	24m
FIS Race Director	ZIPFEL Georg (FIS)	Maximum Climb (MC)	21m
Chief of Competition	ROSA Anna (ITA)	Total Climb (TC)	34m
FIS Jury Member	VELECHSHUK Alexandr (GER)	Length of Lap	1139m
FIS Adaptive Equipment Controller (Classification) – Non-voting	SANDWICK Sue (FIS)	Number of Laps	1
FIS Equipment Controller – Non-voting	ENNEMOSER Lukas (FIS)		

### Legend:

DNS Did Not Start



TUE 10 MAR 2026

Start Time 10:55

End Time 11:05

## Results

### Risultati

Rank	Bib	FIS Code	Name	NPC Code	Sport Class	%	Real Time	Delta	Result	FIS Points	Remarks
1	201	100933 100935	<b>BUBENICKOVA Simona</b> Guide: SRUTEK David	CZE	NS1	88	3:14.88		2:51.49	0.00	Qualified
2	205	100818 100771	<b>BAGIAN Anastasiia</b> Guide: SINIAKIN Sergei	RUS	NS1	88	3:18.99	+4.12	2:55.11	16.89	Qualified
3	202	100783 100801	<b>KAZMAIER Linn</b> Guide: BAUMANN Florian	GER	NS3	100	3:03.79	+12.30	3:03.79	57.38	Qualified
4	203	100585 100976	<b>WALTER Leonie Maria</b> Guide: KRASMAN Christian	GER	NS2	97	3:11.91	+15.12	3:06.15	68.39	Qualified
5	209	100752 101120	<b>CONG Jihong</b> Guide: LIU Jiaxuan	CHN	NS3	100	3:08.10	+16.61	3:08.10	77.49	Qualified
6	207	100844 101126	<b>MULLIN Maddie</b> Guide: AILEY Brooke	CAN	NS3	100	3:11.08	+19.59	3:11.08	91.39	Qualified
7	208	100734 100896	<b>KOBYRN Aneta</b> Guide: PUTO Bartlomiej	POL	NS2	97	3:19.11	+22.32	3:13.14	101.00	Qualified
8	206	100132 101080	<b>SHYSHKOVA Oksana</b> Guide: KAZARIAN Artem	UKR	NS3	100	3:19.69	+28.20	3:19.69	131.55	Qualified
9	210	101038 101083	<b>LOBASHEVA Romana</b> Guide: SHABALDINA Anastasiia	UKR	NS3	100	3:23.96	+32.47	3:23.96	151.47	Not Qualified
10	212	100673 100761	<b>YANG Qianru</b> Guide: WANG Guanyu	CHN	NS3	100	3:28.57	+37.08	3:28.57	172.98	Not Qualified
11	211	100991 101108	<b>MATSUDO Kotoha</b> Guide: SHIMADA Yuji	JPN	NS3	100	3:57.74	+1:06.25	3:57.74	309.06	Not Qualified
12	213	100875 100904	<b>GRACHOVA Anna</b> Guide: ORMANTAYEV Yermek	KAZ	NS3	100	4:20.67	+1:29.18	4:20.67	416.02	Not Qualified
13	214	100889 101069	<b>DICKENS Taryn</b> Guide: CULLEN Lynn Maree	AUS	NS3	100	5:21.76	+2:30.27	5:21.76	701.01	Not Qualified

#### Did Not Start

	204	100562 101099	<b>RECKTENWALD Johanna</b> Guide: WEISS Emily Rose	GER	NS2	97					
--	-----	------------------	---	-----	-----	----	--	--	--	--	--

#### Jury Information

FIS Technical Delegate	AALBERG John (CAN)
FIS Assistant Technical Delegate	KALVEDAL Ingela (SWE)
FIS Race Director	ZIPFEL Georg (FIS)
Chief of Competition	ROSA Anna (ITA)
FIS Jury Member	VELECHSHUK Alexandr (GER)
FIS Adaptive Equipment Controller (Classification) – Non-voting	SANDWICK Sue (FIS)
FIS Equipment Controller – Non-voting	ENNEMOSER Lukas (FIS)

#### Course Information

Course name	Standing CC Sprint
Height Difference (HD)	24m
Maximum Climb (MC)	21m
Total Climb (TC)	34m
Length of Lap	1139m
Number of Laps	1

Weather	Snow Condition	Temperature		Athletes/NPCs						
		Air	Snow	Entries	Ranked	DNF	DSQ	DNS	NPS	DQB
Partly Cloudy	Icy	9.7°C	0.0°C	14/10	13/10	0/0	0/0	1/1	0/0	0/0

#### Note:

All times except 'Real Time' are calculated times. Result is the real time multiplied by the athlete's percentage.

Delta – is the time (in real time) the skier would have to ski faster in order to tie the winners result (in adjusted time).

#### Legend:

<b>DNF</b> Did not finish	<b>DNS</b> Did not start	<b>DQB</b> Disqualified for unsportsmanlike behaviour
<b>DSQ</b> Disqualified	<b>NPS</b> Not Permitted to Start	



TUE 10 MAR 2026

Start Time 10:55

End Time 13:57

## Results Summary

Riepilogo risultati

Rank	Bib	Name	NPC Code	Sport Class	%	Qualification	Semifinals		Final
							1	2	
<b>Final</b>									
1	205	<b>BAGLIAN Anastasiia</b> Guide: SINIAKIN Sergei	RUS	NS1	88	2:55.11 (2)		3:24.0 (1)	3:16.1 (1)
2	202	<b>KAZMAIER Linn</b> Guide: BAUMANN Florian	GER	NS3	100	3:03.79 (3)		+5.4 (2)	+9.2 (2)
3	209	<b>CONG Jihong</b> Guide: LIU Jiaxuan	CHN	NS3	100	3:08.10 (5)	+8.0 (2)		+14.1 (3)
4	203	<b>WALTER Leonie Maria</b> Guide: KRASMAN Christian	GER	NS2	97	3:06.15 (4)	3:21.2 (1)		RAL (4)

### Semifinals

5	201	<b>BUBENICKOVA Simona</b> Guide: SRUTEK David	CZE	NS1	88	2:51.49 (1)	+10.6 (3)		
6	207	<b>MULLIN Maddie</b> Guide: AILEY Brooke	CAN	NS3	100	3:11.08 (6)		+17.4 (3)	
7	208	<b>KOBYRN Aneta</b> Guide: PUTO Bartłomiej	POL	NS2	97	3:13.14 (7)		+18.6 (4)	
8	206	<b>SHYSHKOVA Oksana</b> Guide: KAZARIAN Artem	UKR	NS3	100	3:19.69 (8)	+16.5 (4)		

### Qualification

9	210	<b>LOBASHEVA Romana</b> Guide: SHABALDINA Anastasiia	UKR	NS3	100	3:23.96 (9)			
10	212	<b>YANG Qianru</b> Guide: WANG Guanyu	CHN	NS3	100	3:28.57 (10)			
11	211	<b>MATSUDO Kotoha</b> Guide: SHIMADA Yuji	JPN	NS3	100	3:57.74 (11)			
12	213	<b>GRACHOVA Anna</b> Guide: ORMANTAYEV Yermek	KAZ	NS3	100	4:20.67 (12)			
13	214	<b>DICKENS Taryn</b> Guide: CULLEN Lynn Maree	AUS	NS3	100	5:21.76 (13)			

### Did Not Start - Qualification

		<b>RECKTENWALD Johanna</b> Guide: WEISS Emily Rose	GER	NS2	97				
--	--	---	-----	-----	----	--	--	--	--

### Jury Decisions

Ranked As Last			
		WALTER Leonie Maria	GER 12343.8 - Classical technique infraction (Guide)

Jury Information	Course Information	
FIS Technical Delegate	AALBERG John (CAN)	
FIS Assistant Technical Delegate	KALVEDAL Ingela (SWE)	
FIS Race Director	ZIPFEL Georg (FIS)	
Chief of Competition	ROSA Anna (ITA)	
FIS Jury Member	VELECHSHUK Alexandr (GER)	
FIS Adaptive Equipment Controller (Classification) – Non-voting	SANDWICK Sue (FIS)	
FIS Equipment Controller – Non-voting	ENNEMOSER Lukas (FIS)	
	Course name	Standing CC Sprint
	Height Difference (HD)	24m
	Maximum Climb (MC)	21m
	Total Climb (TC)	34m
	Length of Lap	1139m
	Number of Laps	1



TUE 10 MAR 2026

Start Time 10:55

End Time 13:57

## Results Summary

Riepilogo risultati

Weather	Snow Condition	Temperatures		Competitors						
		Air	Snow	Entries	Ranked	DNF	DSQ	DNS	NPS	DQB
Mostly Cloudy	Hard packed	10.3°C	0.0°C	14/10	12/10	0/0	0/0	1/1	0/0	0/0

**Legend:**

**DNF** Did Not Finish

**DQB** Disqualified for unsportsmanlike behaviour

**NPS** Not Permitted to Start

**DNS** Did Not Start

**DSQ** Disqualified

**RAL** Ranked As Last



TUE 10 MAR 2026

Start Time 12:59

End Time 13:57

## Bracket

Tabellone

Semifinals

Final

Semifinal 1		12:59			3:21.2	
Rank	Bib Name	NPC Code	Sport Class	%	Time Behind	
1	4 WALTER LM G.: KRASMAN Christian	GER	NS2	97	0.0	
2	5 CONG Jihong G.: LIU Jiaxuan	CHN	NS3	100	+8.0	
3	1 BUBENICKOVA S G.: SRUTEK David	CZE	NS1	88	+10.6	
4	8 SHYSHKOVA O G.: KAZARIAN Artem	UKR	NS3	100	+16.5	

Final		13:54			3:16.1	
Rank	Bib Name	NPC Code	Sport Class	%	Time Behind	
1	2 BAGIIAN A G.: SINIAKIN Sergei	RUS	NS1	88	0.0	
2	3 KAZMAIER Linn G.: BAUMANN Florian	GER	NS3	100	+9.2	
3	5 CONG Jihong G.: LIU Jiaxuan	CHN	NS3	100	+14.1	
4	4 WALTER LM G.: KRASMAN Christian	GER	NS2	97	RAL	

Semifinal 2		13:04			3:24.0	
Rank	Bib Name	NPC Code	Sport Class	%	Time Behind	
1	2 BAGIIAN A G.: SINIAKIN Sergei	RUS	NS1	88	0.0	
2	3 KAZMAIER Linn G.: BAUMANN Florian	GER	NS3	100	+5.4	
3	6 MULLIN Maddie G.: AILEY Brooke	CAN	NS3	100	+17.4	
4	7 KOBRYN Aneta G.: PUTO Bartlomiej	POL	NS2	97	+18.6	

Jury Information		Course Information	
FIS Technical Delegate	AALBERG John (CAN)	Course name	Standing CC Sprint
FIS Assistant Technical Delegate	KALVEDAL Ingela (SWE)	Height Difference (HD)	24m
FIS Race Director	ZIPFEL Georg (FIS)	Maximum Climb (MC)	21m
Chief of Competition	ROSA Anna (ITA)	Total Climb (TC)	34m
FIS Jury Member	VELECHSHUK Alexandr (GER)	Length of Lap	1139m
FIS Adaptive Equipment Controller (Classification) – Non-voting	SANDWICK Sue (FIS)	Number of Laps	1
FIS Equipment Controller – Non-voting	ENNEMOSER Lukas (FIS)		

### Legend:

**RAL** Ranked As Last



TUE 10 MAR 2026

Start Time 9:55

End Time 11:18

## Results

### Risultati

Rank	Bib	FIS Code	Name	NPC Code	Sport Class	%	Real Time	Delta	Result	FIS Points	Remarks
1	21	100539	WESTEMAIER RIBERA Cristian	BRA	LW11	93	2:17.87		2:08.22	0.00	Qualified
2	26	100447	CAMERON Collin	CAN	LW11.5	96	2:16.37	+2.81	2:10.92	16.85	Qualified
3	23	100715	BAL Pavlo	UKR	LW11.5	96	2:16.77	+3.21	2:11.30	19.22	Qualified
4	30	100696	WANG Tao	CHN	LW12	100	2:13.52	+5.30	2:13.52	33.07	Qualified
5	31	100015	PIKE Aaron	USA	LW11	93	2:24.15	+6.28	2:14.06	36.44	Qualified
6	27	100625	KHAMITOV Yerbol	KAZ	LW12	100	2:14.47	+6.25	2:14.47	39.00	Qualified
7	24	100559	ZHENG Peng	CHN	LW11	93	2:26.15	+8.28	2:15.92	48.04	Qualified
8	32	100714	ALEKSYK Oleksandr	UKR	LW12	100	2:15.92	+7.70	2:15.92	48.04	Qualified
9	28	100432	RAD Taras	UKR	LW12	100	2:15.98	+7.76	2:15.98	48.42	Qualified
10	29	100692	LIU Zixu	CHN	LW12	100	2:16.28	+8.06	2:16.28	50.29	Qualified
11	40	100994	SHYMKO Hryhorii	UKR	LW10.5	87	2:37.72	+10.34	2:17.22	56.15	Qualified
12	35	100561	KRAVCHUK Vasyi	UKR	LW11	93	2:27.72	+9.85	2:17.38	57.15	Qualified
13	22	100013	ROMELE Giuseppe	ITA	LW11.5	96	2:23.84	+10.28	2:18.09	61.58	Not Qualified
14	34	100186	SWEENEY Joshua	USA	LW12	100	2:19.61	+11.39	2:19.61	71.07	Not Qualified
15	33	100164	CNOSSEN Daniel	USA	LW12	100	2:20.05	+11.83	2:20.05	73.81	Not Qualified
16	37	100777	BIGLIONE Michele	ITA	LW12	100	2:20.67	+12.45	2:20.67	77.68	Not Qualified
17	43	100554	FURUBERG Arnt Christian	SWE	LW11.5	96	2:27.84	+14.28	2:21.93	85.54	Not Qualified
18	39	100612	ROCHA Guilherme	BRA	LW12	100	2:22.41	+14.19	2:22.41	88.54	Not Qualified
19	25	100262	GOLUBKOV Ivan	RUS	LW11.5	96	2:28.38	+14.82	2:22.44	88.72	Not Qualified
20	44	100611	LULA Robelson	BRA	LW12	100	2:25.01	+16.79	2:25.01	104.76	Not Qualified
21	36	100325	SHIN Eui Hyun	KOR	LW12	100	2:25.04	+16.82	2:25.04	104.94	Not Qualified
22	41	100811	JEONG Jaeseok	KOR	LW10.5	87	2:47.56	+20.18	2:25.78	109.56	Not Qualified
23	38	100566	MORI Hiroaki	JPN	LW12	100	2:26.48	+18.26	2:26.48	113.93	Not Qualified
24	46	100990	RIVERO FERNANDEZ Higinio	ESP	LW10.5	87	2:53.61	+26.23	2:31.04	142.38	Not Qualified
25	51	100887	PISANI Marco	ITA	LW12	100	2:31.77	+23.55	2:31.77	146.93	Not Qualified
26	42	100760	MINAMOTO Takaharu	JPN	LW12	100	2:32.58	+24.36	2:32.58	151.99	Not Qualified
27	53	100986	CHAVEZ David	ESA	LW10.5	87	2:56.66	+29.28	2:33.69	158.91	Not Qualified
28	55	101058	MILN Dave	AUS	LW12	100	2:33.82	+25.60	2:33.82	159.73	Not Qualified
29	49	100748	SAMMARELLI Leo	CAN	LW10	86	2:58.89	+29.80	2:33.85	159.91	Not Qualified
30	48	100664	LIMA Nicolas	ARG	LW11.5	96	2:41.34	+27.78	2:34.89	166.40	Not Qualified
31	47	100624	BEREZIN Yuriy	KAZ	LW12	100	2:36.18	+27.96	2:36.18	174.45	Not Qualified
32	50	100905	KNEELAND Michael	USA	LW11.5	96	2:44.10	+30.54	2:37.54	182.94	Not Qualified
33	52	100538	DADIANI Temuri	GEO	LW12	100	2:40.68	+32.46	2:40.68	202.53	Not Qualified
34	45	100877	SPATOLA Giuseppe	ITA	LW12	100	2:43.65	+35.43	2:43.65	221.06	Not Qualified
35	54	100779	LORENZO Omar Alejandro	ARG	LW11	93	3:05.95	+48.08	2:52.93	278.96	Not Qualified
36	56	100983	ARIAS Jonathan	ESA	LW10	86	3:25.57	+56.48	2:56.79	303.04	Not Qualified
37	57	100894	BRUMBY Matthew	AUS	LW10	86	4:06.07	+1:36.98	3:31.62	520.36	Not Qualified

Jury Information		Course Information	
FIS Technical Delegate	AALBERG John (CAN)	Course name	Sit Ski CC Sprint
FIS Assistant Technical Delegate	KALVEDAL Ingela (SWE)	Height Difference (HD)	5m
FIS Race Director	ZIPFEL Georg (FIS)	Maximum Climb (MC)	4m
Chief of Competition	ROSA Anna (ITA)	Total Climb (TC)	13m
FIS Jury Member	VELECHSHUK Alexandr (GER)	Length of Lap	1024m
FIS Adaptive Equipment Controller (Classification) – Non-voting	SANDWICK Sue (FIS)	Number of Laps	1
FIS Equipment Controller – Non-voting	ENNEMOSER Lukas (FIS)		



## Results

### Risultati

Weather	Snow Condition	Temperature		Athletes/NPCs						
		Air	Snow	Entries	Ranked	DNF	DSQ	DNS	NPS	DQB
Partly Cloudy	Icy	7.9°C	0.0°C	37/16	37/16	0/0	0/0	0/0	0/0	0/0

**Note:**

All times except 'Real Time' are calculated times. Result is the real time multiplied by the athlete's percentage.

Delta – is the time (in real time) the skier would have to ski faster in order to tie the winners result (in adjusted time).

**Legend:**

**DNF** Did not finish

**DNS** Did not start

**DQB** Disqualified for unsportsmanlike behaviour

**DSQ** Disqualified

**NPS** Not Permitted to Start



TUE 10 MAR 2026

Start Time 9:55

End Time 13:34

## Results Summary

Riepilogo risultati

Rank	Bib	Name	NPC Code	Sport Class	%	Qualification	Semifinals		Final
							1	2	
<b>Final</b>									
1	29	LIU Zixu	CHN	LW12	100	2:16.28 (10)		+9.1 (3)	2:28.9 (1)
2	21	WESTEMAIER RIBERA Cristian	BRA	LW11	93	2:08.22 (1)	2:28.7 (1)		+0.7 (2)
3	27	KHAMITOV Yerbol	KAZ	LW12	100	2:14.47 (6)		2:38.1 (1)	+1.0 (3)
4	32	ALEKSYK Oleksandr	UKR	LW12	100	2:15.92 (8)	+2.0 (3)		+2.3 (4)
5	23	BAL Pavlo	UKR	LW11.5	96	2:11.30 (3)		+2.4 (2)	+3.4 (5)
6	30	WANG Tao	CHN	LW12	100	2:13.52 (4)	+0.5 (2)		+3.7 (6)

### Semifinals

7	28	RAD Taras	UKR	LW12	100	2:15.98 (9)	+2.1 (4)		
8	40	SHYMKO Hryhorii	UKR	LW10.5	87	2:17.22 (11)		+13.2 (4)	
9	31	PIKE Aaron	USA	LW11	93	2:14.06 (5)	+2.7 (5)		
10	24	ZHENG Peng	CHN	LW11	93	2:15.92 (7)		+32.2 (5)	
11	26	CAMERON Collin	CAN	LW11.5	96	2:10.92 (2)			RAL (6)
12	35	KRAVCHUK Vasyil	UKR	LW11	93	2:17.38 (12)	+8.8 (6)		

### Qualification

13	22	ROMELE Giuseppe	ITA	LW11.5	96	2:18.09 (13)			
14	34	SWEENEY Joshua	USA	LW12	100	2:19.61 (14)			
15	33	CNOSSEN Daniel	USA	LW12	100	2:20.05 (15)			
16	37	BIGLIONE Michele	ITA	LW12	100	2:20.67 (16)			
17	43	FURUBERG Arnt Christian	SWE	LW11.5	96	2:21.93 (17)			
18	39	ROCHA Guilherme	BRA	LW12	100	2:22.41 (18)			
19	25	GOLUBKOV Ivan	RUS	LW11.5	96	2:22.44 (19)			
20	44	LULA Robelson	BRA	LW12	100	2:25.01 (20)			
21	36	SHIN Eui Hyun	KOR	LW12	100	2:25.04 (21)			
22	41	JEONG Jaeseok	KOR	LW10.5	87	2:25.78 (22)			
23	38	MORI Hiroaki	JPN	LW12	100	2:26.48 (23)			
24	46	RIVERO FERNANDEZ Higinio	ESP	LW10.5	87	2:31.04 (24)			
25	51	PISANI Marco	ITA	LW12	100	2:31.77 (25)			
26	42	MINAMOTO Takaharu	JPN	LW12	100	2:32.58 (26)			
27	53	CHAVEZ David	ESA	LW10.5	87	2:33.69 (27)			
28	55	MILN Dave	AUS	LW12	100	2:33.82 (28)			
29	49	SAMMARELLI Leo	CAN	LW10	86	2:33.85 (29)			
30	48	LIMA Nicolas	ARG	LW11.5	96	2:34.89 (30)			
31	47	BEREZIN Yuriy	KAZ	LW12	100	2:36.18 (31)			
32	50	KNEELAND Michael	USA	LW11.5	96	2:37.54 (32)			
33	52	DADIANI Temuri	GEO	LW12	100	2:40.68 (33)			
34	45	SPATOLA Giuseppe	ITA	LW12	100	2:43.65 (34)			
35	54	LORENZO Omar Alejandro	ARG	LW11	93	2:52.93 (35)			
36	56	ARIAS Jonathan	ESA	LW10	86	2:56.79 (36)			
37	57	BRUMBY Matthew	AUS	LW10	86	3:31.62 (37)			

### Jury Decisions

Ranked As Last		
CAMERON Collin	CAN	ICR 12343.9 - Obstruction

Jury Information	Course Information	
FIS Technical Delegate	AALBERG John (CAN)	
FIS Assistant Technical Delegate	KALVEDAL Ingela (SWE)	
FIS Race Director	ZIPFEL Georg (FIS)	
Chief of Competition	ROSA Anna (ITA)	
FIS Jury Member	VELECHSHUK Alexandr (GER)	
FIS Adaptive Equipment Controller (Classification) – Non-voting	SANDWICK Sue (FIS)	
FIS Equipment Controller – Non-voting	ENNEMOSER Lukas (FIS)	
	Course name	Sit Ski CC Sprint
	Height Difference (HD)	5m
	Maximum Climb (MC)	4m
	Total Climb (TC)	13m
	Length of Lap	1024m
	Number of Laps	1



TUE 10 MAR 2026

Start Time 9:55

End Time 13:34

## Results Summary

Riepilogo risultati

Weather	Snow Condition	Temperatures		Competitors						
		Air	Snow	Entries	Ranked	DNF	DSQ	DNS	NPS	DQB
Partly Cloudy	Icy	7.7°C	0.0°C	37/16	36/16	0/0	0/0	0/0	0/0	0/0

**Legend:**

**DNF** Did Not Finish

**DQB** Disqualified for unsportsmanlike behaviour

**NPS** Not Permitted to Start

**DNS** Did Not Start

**DSQ** Disqualified

**RAL** Ranked As Last



TUE 10 MAR 2026

Start Time 12:26

End Time 13:34

## Bracket

Tabellone

Semifinals

Final

Semifinal 1		12:26			2:28.7	
Rank	Bib Name	NPC Code	Sport Class	%	Time Behind	
1	1 WESTEMAIER RIBERA	BRA	LW11	93	0.0	
2	4 WANG Tao	CHN	LW12	100	+0.5	
3	8 ALEKSYK O	UKR	LW12	100	+2.0	
4	9 RAD Taras	UKR	LW12	100	+2.1	
5	5 PIKE Aaron	USA	LW11	93	+2.7	
6	12 KRAVCHUK Vasyi	UKR	LW11	93	+8.8	

Final		13:29			2:28.9	
Rank	Bib Name	NPC Code	Sport Class	%	Time Behind	
1	10 LIU Zixu	CHN	LW12	100	0.0	
2	1 WESTEMAIER RIBERA	BRA	LW11	93	+0.7	
3	6 KHAMITOV Yerbol	KAZ	LW12	100	+1.0	
4	8 ALEKSYK O	UKR	LW12	100	+2.3	
5	3 BAL Pavlo	UKR	LW11.5	96	+3.4	
6	4 WANG Tao	CHN	LW12	100	+3.7	

Semifinal 2		12:31			2:38.1	
Rank	Bib Name	NPC Code	Sport Class	%	Time Behind	
1	6 KHAMITOV Yerbol	KAZ	LW12	100	0.0	
2	3 BAL Pavlo	UKR	LW11.5	96	+2.4	
3	10 LIU Zixu	CHN	LW12	100	+9.1	
4	11 SHYMKO Hryhorii	UKR	LW10.5	87	+13.2	
5	7 ZHENG Peng	CHN	LW11	93	+32.2	
6	2 CAMERON Collin	CAN	LW11.5	96	RAL	

Jury Information		Course Information	
FIS Technical Delegate	AALBERG John (CAN)	Course name	Sit Ski CC Sprint
FIS Assistant Technical Delegate	KALVEDAL Ingela (SWE)	Height Difference (HD)	5m
FIS Race Director	ZIPFEL Georg (FIS)	Maximum Climb (MC)	4m
Chief of Competition	ROSA Anna (ITA)	Total Climb (TC)	13m
FIS Jury Member	VELECHSHUK Alexandr (GER)	Length of Lap	1024m
FIS Adaptive Equipment Controller (Classification) – Non-voting	SANDWICK Sue (FIS)	Number of Laps	1
FIS Equipment Controller – Non-voting	ENNEMOSER Lukas (FIS)		

### Legend:

RAL Ranked As Last



TUE 10 MAR 2026

Start Time 10:35

End Time 10:46

## Results

### Risultati

Rank	Bib	FIS Code	Name	NPC Code	Sport Class	%	Real Time	Delta	Result	FIS Points	Remarks
1	121	100848	MARBURGER Sebastian	GER	LW2	92	2:30.85		2:18.78	0.00	Qualified
2	134	100077	HAUGEN Kjartan	NOR	LW4	97	2:28.02	+4.95	2:23.58	27.67	Qualified
3	122	100435	KAWAYOKE Taiki	JPN	LW5/7	81	3:02.98	+11.65	2:28.21	54.36	Qualified
4	127	100730	TABOURET Karl	FRA	LW3	86	2:53.15	+11.78	2:28.91	58.39	Qualified
5	128	100068	NITTA Yoshihiro	JPN	LW8	92	2:42.25	+11.40	2:29.27	60.47	Qualified
6	132	100582	CAI Jiayun	CHN	LW8	92	2:43.24	+12.39	2:30.18	65.72	Qualified
7	126	100033	ARENDZ Mark	CAN	LW6	90	2:48.64	+14.44	2:31.78	74.94	Qualified
8	125	100822	DRAHUN Serafym	UKR	LW8	92	2:47.01	+16.16	2:33.65	85.72	Qualified
9	133	100214	DAVIET Benjamin	FRA	LW2	92	2:47.72	+16.87	2:34.30	89.47	Qualified
10	124	100294	SKUPIEN Witold	POL	LW5/7	81	3:11.51	+20.18	2:35.12	94.19	Qualified
11	139	101009	BERRY Jack	USA	LW4	97	2:41.87	+18.80	2:37.01	105.09	Qualified
12	129	100838	SVIRYDZENKA Raman	BLR	LW4	97	2:42.42	+19.35	2:37.55	108.20	Qualified
13	138	100598	ALIMOV Nurlan	KAZ	LW6	90	2:55.11	+20.91	2:37.60	108.49	Not Qualified
14	141	100945	EGGER-RIEDMUELLER Stefan	AUT	LW4	97	2:43.20	+20.13	2:38.30	112.52	Not Qualified
15	135	101092	KOBAL Vladislav	KAZ	LW8	92	2:54.65	+23.80	2:40.68	126.24	Not Qualified
16	145	100267	BATMUNKH Ganbold	MGL	LW6	90	3:02.92	+28.72	2:44.63	149.01	Not Qualified
17	136	100560	EHLER Alexander	GER	LW4	97	2:49.94	+26.87	2:44.84	150.22	Not Qualified
18	131	100135	VOVCHYNSKYI Grygorii	UKR	LW8	92	3:01.23	+30.38	2:46.73	161.12	Not Qualified
19	144	100957	da SILVA Wellington	BRA	LW8	92	3:02.92	+32.07	2:48.29	170.11	Not Qualified
20	142	100687	YUAN Mingshou	CHN	LW5/7	81	3:30.66	+39.33	2:50.63	183.60	Not Qualified
21	130	100706	HUANG Lingxin	CHN	LW5/7	81	3:31.74	+40.41	2:51.51	188.67	Not Qualified
22	146	100635	TSEGMID Dashdorj	MGL	LW8	92	3:06.72	+35.87	2:51.78	190.23	Not Qualified
23	123	100497	WANG Chenyang	CHN	LW5/7	81	3:32.46	+41.13	2:52.09	192.02	Not Qualified
24	143	100318	IWAMOTO Keigo	JPN	LW3	86	3:21.18	+39.81	2:53.01	197.32	Not Qualified
25	137	100710	WEIDNER Maximilian	GER	LW8	92	3:08.93	+38.08	2:53.82	201.99	Not Qualified
26	140	100425	TAVASCI Luca	SUI	LW8	92	3:12.99	+42.14	2:57.55	223.49	Not Qualified
27	148	100885	DAL PASTRO Mattia	ITA	LW6	90	3:18.38	+44.18	2:58.54	229.20	Not Qualified
28	147	100936	SKODA Matej	CZE	LW8	92	3:14.80	+43.95	2:59.22	233.12	Not Qualified
29	149	101081	MELKONYAN Garik	ARM	LW6	90	3:20.50	+46.30	3:00.45	240.21	Not Qualified
30	150	100937	MOTEJZIK Miroslav	CZE	LW4	97	3:28.47	+1:05.40	3:22.22	365.70	Not Qualified

Jury Information			Course Information		
FIS Technical Delegate	AALBERG John (CAN)		Course name	Standing CC Sprint	
FIS Assistant Technical Delegate	KALVEDAL Ingela (SWE)		Height Difference (HD)	24m	
FIS Race Director	ZIPFEL Georg (FIS)		Maximum Climb (MC)	21m	
Chief of Competition	ROSA Anna (ITA)		Total Climb (TC)	34m	
FIS Jury Member	VELECHSHUK Alexandr (GER)		Length of Lap	1139m	
FIS Adaptive Equipment Controller (Classification) – Non-voting	SANDWICK Sue (FIS)		Number of Laps	1	
FIS Equipment Controller – Non-voting	ENNEMOSER Lukas (FIS)				

Weather	Snow Condition	Temperature		Athletes/NPCs						
		Air	Snow	Entries	Ranked	DNF	DSQ	DNS	NPS	DQB
Partly Cloudy	Icy	9.5°C	0.0°C	30/18	30/18	0/0	0/0	0/0	0/0	0/0

#### Note:

All times except 'Real Time' are calculated times. Result is the real time multiplied by the athlete's percentage.

Delta – is the time (in real time) the skier would have to ski faster in order to tie the winners result (in adjusted time).

#### Legend:

**DNF** Did not finish

**DSQ** Disqualified

**DNS** Did not start

**NPS** Not Permitted to Start

**DQB** Disqualified for unsportsmanlike behaviour



TUE 10 MAR 2026

Start Time 10:35

End Time 13:48

## Results Summary

Riepilogo risultati

Rank	Bib	Name	NPC Code	Sport Class	%	Qualification	Semifinals		Final
							1	2	
<b>Final</b>									
1	129	SVIRYDZENKA Raman	BLR	LW4	97	2:37.55 (12)	2:50.5 (1)		2:35.4 (1)
2	121	MARBURGER Sebastian	GER	LW2	92	2:18.78 (1)	+0.2 (2)		+2.7 (2)
3	133	DAVIET Benjamin	FRA	LW2	92	2:34.30 (9)	+2.8 (3)		+6.8 (3)
4	132	CAI Jiayun	CHN	LW8	92	2:30.18 (6)		3:06.5 (1)	+8.8 (4)
5	134	HAUGEN Kjartan	NOR	LW4	97	2:23.58 (2)		+0.8 (3)	+9.5 (5)
6	126	ARENDZ Mark	CAN	LW6	90	2:31.78 (7)		+0.4 (2)	+14.3 (6)

### Semifinals

7	122	KAWAYOKE Taiki	JPN	LW5/7	81	2:28.21 (3)		+1.3 (4)	
8	127	TABOURET Karl	FRA	LW3	86	2:28.91 (4)	+3.9 (4)		
9	128	NITTA Yoshihiro	JPN	LW8	92	2:29.27 (5)	+7.5 (5)		
10	139	BERRY Jack	USA	LW4	97	2:37.01 (11)		+3.8 (5)	
11	125	DRAHUN Serafym	UKR	LW8	92	2:33.65 (8)	+13.2 (6)		
12	124	SKUPIEN Witold	POL	LW5/7	81	2:35.12 (10)		+16.0 (6)	

### Qualification

13	138	ALIMOV Nurlan	KAZ	LW6	90	2:37.60 (13)			
14	141	EGGER-RIEDMUELLER Stefan	AUT	LW4	97	2:38.30 (14)			
15	135	KOBAL Vladislav	KAZ	LW8	92	2:40.68 (15)			
16	145	BATMUNKH Ganbold	MGL	LW6	90	2:44.63 (16)			
17	136	EHLER Alexander	GER	LW4	97	2:44.84 (17)			
18	131	VOVCHYNSKYI Grygorii	UKR	LW8	92	2:46.73 (18)			
19	144	da SILVA Wellington	BRA	LW8	92	2:48.29 (19)			
20	142	YUAN Mingshou	CHN	LW5/7	81	2:50.63 (20)			
21	130	HUANG Lingxin	CHN	LW5/7	81	2:51.51 (21)			
22	146	TSEGMID Dashdorj	MGL	LW8	92	2:51.78 (22)			
23	123	WANG Chenyang	CHN	LW5/7	81	2:52.09 (23)			
24	143	IWAMOTO Keigo	JPN	LW3	86	2:53.01 (24)			
25	137	WEIDNER Maximilian	GER	LW8	92	2:53.82 (25)			
26	140	TAVASCI Luca	SUI	LW8	92	2:57.55 (26)			
27	148	DAL PASTRO Mattia	ITA	LW6	90	2:58.54 (27)			
28	147	SKODA Matej	CZE	LW8	92	2:59.22 (28)			
29	149	MELKONYAN Garik	ARM	LW6	90	3:00.45 (29)			
30	150	MOTEJZIK Miroslav	CZE	LW4	97	3:22.22 (30)			

Jury Information			Course Information	
FIS Technical Delegate	AALBERG John (CAN)		Course name	Standing CC Sprint
FIS Assistant Technical Delegate	KALVEDAL Ingela (SWE)		Height Difference (HD)	24m
FIS Race Director	ZIPFEL Georg (FIS)		Maximum Climb (MC)	21m
Chief of Competition	ROSA Anna (ITA)		Total Climb (TC)	34m
FIS Jury Member	VELECHSHUK Alexandr (GER)		Length of Lap	1139m
FIS Adaptive Equipment Controller (Classification) – Non-voting	SANDWICK Sue (FIS)		Number of Laps	1
FIS Equipment Controller – Non-voting	ENNEMOSER Lukas (FIS)			

Weather	Snow Condition	Temperatures		Competitors						
		Air	Snow	Entries	Ranked	DNF	DSQ	DNS	NPS	DQB
Partly Cloudy	Icy	9.5°C	0.0°C	30/18	30/18	0/0	0/0	0/0	0/0	0/0

Legend:			
<b>DNF</b>	Did Not Finish	<b>DNS</b>	Did Not Start
<b>DQB</b>	Disqualified for unsportsmanlike behaviour	<b>DSQ</b>	Disqualified
<b>NPS</b>	Not Permitted to Start		



## Bracket

Tabellone

Semifinals

Final

Semifinal 1		12:48			2:50.5	
Rank	Bib Name	NPC Code	Sport Class	%	Time Behind	
1	12 SVIRYDZENKA R	BLR	LW4	97	0.0	
2	1 MARBURGER S	GER	LW2	92	+0.2	
3	9 DAVIET Benjamin	FRA	LW2	92	+2.8	
4	4 TABOURET Karl	FRA	LW3	86	+3.9	
5	5 NITTA Yoshihiro	JPN	LW8	92	+7.5	
6	8 DRAHUN Serafym	UKR	LW8	92	+13.2	

Final		13:45			2:35.4	
Rank	Bib Name	NPC Code	Sport Class	%	Time Behind	
1	12 SVIRYDZENKA R	BLR	LW4	97	0.0	
2	1 MARBURGER S	GER	LW2	92	+2.7	
3	9 DAVIET Benjamin	FRA	LW2	92	+6.8	
4	6 CAI Jiayun	CHN	LW8	92	+8.8	
5	2 HAUGEN Kjartan	NOR	LW4	97	+9.5	
6	7 ARENDZ Mark	CAN	LW6	90	+14.3	

Semifinal 2		12:53			3:06.5	
Rank	Bib Name	NPC Code	Sport Class	%	Time Behind	
1	6 CAI Jiayun	CHN	LW8	92	0.0	
2	7 ARENDZ Mark	CAN	LW6	90	+0.4	
3	2 HAUGEN Kjartan	NOR	LW4	97	+0.8	
4	3 KAWAYOKE Taiki	JPN	LW5/7	81	+1.3	
5	11 BERRY Jack	USA	LW4	97	+3.8	
6	10 SKUPIEN Witold	POL	LW5/7	81	+16.0	

Jury Information		Course Information	
FIS Technical Delegate	AALBERG John (CAN)	Course name	Standing CC Sprint
FIS Assistant Technical Delegate	KALVEDAL Ingela (SWE)	Height Difference (HD)	24m
FIS Race Director	ZIPFEL Georg (FIS)	Maximum Climb (MC)	21m
Chief of Competition	ROSA Anna (ITA)	Total Climb (TC)	34m
FIS Jury Member	VELECHSHUK Alexandr (GER)	Length of Lap	1139m
FIS Adaptive Equipment Controller (Classification) – Non-voting	SANDWICK Sue (FIS)	Number of Laps	1
FIS Equipment Controller – Non-voting	ENNEMOSER Lukas (FIS)		



## Results

### Risultati

Rank	Bib	FIS Code	Name	NPC Code	Sport Class	%	Real Time	Delta	Result	FIS Points	Remarks
1	223	100679 100963	<b>YU Shuang</b> Guide: SHANG Jincai	CHN	NS3	100	2:23.37		2:23.37	0.00	Qualified
2	221	100116 101110	<b>MODIN Zebastian</b> Guide: TALSJ Emil	SWE	NS1	88	2:45.61	+2.69	2:25.74	13.22	Qualified
3	222	100274 101001	<b>ADICOFF Jake</b> Guide: WOLTER Peter	USA	NS3	100	2:27.58	+4.21	2:27.58	23.49	Qualified
4	224	100502 100864	<b>OXAAL Thomas</b> Guide: LERVIK Geir	NOR	NS3	100	2:29.91	+6.54	2:29.91	36.49	Qualified
5	227	100923 100969	<b>BOLD Theo</b> Guide: BOLD Jakob	GER	NS3	100	2:31.15	+7.78	2:31.15	43.41	Qualified
6	226	100366 100723	<b>SUIARKO Dmytro</b> Guide: NIKONOVYCH Oleksandr	UKR	NS3	100	2:35.03	+11.66	2:35.03	65.06	Qualified
7	229	100461 100578	<b>GARBOWSKI Piotr</b> Guide: TWARDOWSKI Jakub	POL	NS3	100	2:35.62	+12.25	2:35.62	68.35	Qualified
8	225	100353 100744	<b>INOLA Inkki</b> Guide: INKILA Reetu	FIN	NS3	100	2:36.87	+13.50	2:36.87	75.33	Qualified
9	235	100792 100620	<b>BIENKO Blazej</b> Guide: LANDA Michal	POL	NS3	100	2:45.10	+21.73	2:45.10	121.25	Not Qualified
10	228	100719 101014	<b>KRAVCHUK Ihor</b> Guide: DOTSENKO Andriy	UKR	NS3	100	2:45.87	+22.50	2:45.87	125.55	Not Qualified
11	236	100856 100961	<b>KIM Minyeong</b> Guide: BYEON Juyeong	KOR	NS3	100	3:03.04	+39.67	3:03.04	221.36	Not Qualified
12	233	100841 101209	<b>LARIVIERE Logan</b> Guide: HUTTON Joseph	CAN	NS3	100	3:05.24	+41.87	3:05.24	233.63	Not Qualified
13	230	100972 101005	<b>LYKKEN Endre</b> Guide: OEVREBOE Lars	NOR	NS3	100	3:06.71	+43.34	3:06.71	241.84	Not Qualified
14	234	100784 101006	<b>NELSON Max</b> Guide: SCHATZLEIN Gus	USA	NS3	100	3:11.23	+47.86	3:11.23	267.06	Not Qualified
15	231	100563 100731	<b>BACHINSKY Jesse</b> Guide: NADLERSMITH Levi	CAN	NS1	88	3:42.58	+59.66	3:15.87	292.95	Not Qualified
16	237	100615 101044	<b>LAJTMAN Alex</b> Guide: HAVRAN Marko	SVK	NS3	100	3:51.71	+1:28.34	3:51.71	492.93	Not Qualified

#### Did Not Start

	232	100759 100436	<b>ARIYASU Ryohei</b> Guide: FUJITA Yuhei	JPN	NS3	100					
--	-----	------------------	--	-----	-----	-----	--	--	--	--	--

#### Jury Information

FIS Technical Delegate	AALBERG John (CAN)
FIS Assistant Technical Delegate	KALVEDAL Ingela (SWE)
FIS Race Director	ZIPFEL Georg (FIS)
Chief of Competition	ROSA Anna (ITA)
FIS Jury Member	VELECHSHUK Alexandr (GER)
FIS Adaptive Equipment Controller (Classification) – Non-voting	SANDWICK Sue (FIS)
FIS Equipment Controller – Non-voting	ENNEMOSER Lukas (FIS)

#### Course Information

Course name	Standing CC Sprint
Height Difference (HD)	24m
Maximum Climb (MC)	21m
Total Climb (TC)	34m
Length of Lap	1139m
Number of Laps	1



## Results

### Risultati

Weather	Snow Condition	Temperature		Athletes/NPCs						
		Air	Snow	Entries	Ranked	DNF	DSQ	DNS	NPS	DQB
Mostly Cloudy	Hard packed	10.3°C	0.0°C	17/12	16/11	0/0	0/0	1/1	0/0	0/0

**Note:**

All times except 'Real Time' are calculated times. Result is the real time multiplied by the athlete's percentage.

Delta – is the time (in real time) the skier would have to ski faster in order to tie the winners result (in adjusted time).

**Legend:**

**DNF** Did not finish

**DNS** Did not start

**DQB** Disqualified for unsportsmanlike behaviour

**DSQ** Disqualified

**NPS** Not Permitted to Start



TUE 10 MAR 2026

Start Time 11:05

End Time 14:04

## Results Summary

Riepilogo risultati

Rank	Bib	Name	NPC Code	Sport Class	%	Qualification	Semifinals		Final
							1	2	
<b>Final</b>									
1	222	<b>ADICOFF Jake</b> Guide: WOLTER Peter	USA	NS3	100	2:27.58 (3)		2:50.8 (1)	2:44.7 (1)
2	223	<b>YU Shuang</b> Guide: SHANG Jincai	CHN	NS3	100	2:23.37 (1)	+0.4 (2)		+1.5 (2)
3	221	<b>MODIN Zebastian</b> Guide: TALSI Emil	SWE	NS1	88	2:25.74 (2)		+0.3 (2)	+6.2 (3)
4	224	<b>OXAAL Thomas</b> Guide: LERVIK Geir	NOR	NS3	100	2:29.91 (4)	2:29.1 (1)		+11.8 (4)

### Semifinals

5	227	<b>BOLD Theo</b> Guide: BOLD Jakob	GER	NS3	100	2:31.15 (5)	+1.1 (3)		
6	226	<b>SUIARKO Dmytro</b> Guide: NIKONOVYCH Oleksandr	UKR	NS3	100	2:35.03 (6)		+6.6 (3)	
7	229	<b>GARBOWSKI Piotr</b> Guide: TWARDOWSKI Jakub	POL	NS3	100	2:35.62 (7)		+14.5 (4)	
8	225	<b>INOLA Inkki</b> Guide: INKILA Reetu	FIN	NS3	100	2:36.87 (8)	+5.4 (4)		

### Qualification

9	235	<b>BIENKO Blazej</b> Guide: LANDA Michal	POL	NS3	100	2:45.10 (9)			
10	228	<b>KRAVCHUK Ihor</b> Guide: DOTSENKO Andriy	UKR	NS3	100	2:45.87 (10)			
11	236	<b>KIM Minyeong</b> Guide: BYEON Juyeong	KOR	NS3	100	3:03.04 (11)			
12	233	<b>LARIVIERE Logan</b> Guide: HUTTON Joseph	CAN	NS3	100	3:05.24 (12)			
13	230	<b>LYKKEN Endre</b> Guide: OEVREBOE Lars	NOR	NS3	100	3:06.71 (13)			
14	234	<b>NELSON Max</b> Guide: SCHATZLEIN Gus	USA	NS3	100	3:11.23 (14)			
15	231	<b>BACHINSKY Jesse</b> Guide: NADLERSMITH Levi	CAN	NS1	88	3:15.87 (15)			
16	237	<b>LAJTMAN Alex</b> Guide: HAVRAN Marko	SVK	NS3	100	3:51.71 (16)			

### Did Not Start - Qualification

		<b>ARIYASU Ryohei</b> Guide: FUJITA Yuhei	JPN	NS3	100				
--	--	--	-----	-----	-----	--	--	--	--

Jury Information		Course Information	
FIS Technical Delegate	AALBERG John (CAN)	Course name	Standing CC Sprint
FIS Assistant Technical Delegate	KALVEDAL Ingela (SWE)	Height Difference (HD)	24m
FIS Race Director	ZIPFEL Georg (FIS)	Maximum Climb (MC)	21m
Chief of Competition	ROSA Anna (ITA)	Total Climb (TC)	34m
FIS Jury Member	VELECHSHUK Alexandr (GER)	Length of Lap	1139m
FIS Adaptive Equipment Controller (Classification) – Non-voting	SANDWICK Sue (FIS)	Number of Laps	1
FIS Equipment Controller – Non-voting	ENNEMOSER Lukas (FIS)		



TUE 10 MAR 2026

Start Time 11:05

End Time 14:04

## Results Summary

Riepilogo risultati

Weather	Snow Condition	Temperatures		Competitors						
		Air	Snow	Entries	Ranked	DNF	DSQ	DNS	NPS	DQB
Mostly Cloudy	Hard packed	10.3°C	0.0°C	17/12	16/11	0/0	0/0	1/1	0/0	0/0

**Legend:**

**DNF** Did Not Finish

**DQB** Disqualified for unsportsmanlike behaviour

**NPS** Not Permitted to Start

**DNS** Did Not Start

**DSQ** Disqualified



TUE 10 MAR 2026

Start Time 13:10

End Time 14:04

## Bracket

Tabellone

Semifinals

Final

Semifinal 1		13:10			2:29.1	
Rank	Bib Name	NPC Code	Sport Class	%	Time Behind	
1	4 OXAAL Thomas G.: LERVIK Geir	NOR	NS3	100	0.0	
2	1 YU Shuang G.: SHANG Jincai	CHN	NS3	100	+0.4	
3	5 BOLD Theo G.: BOLD Jakob	GER	NS3	100	+1.1	
4	8 INOLA Inkki G.: INKILA Reetu	FIN	NS3	100	+5.4	

Final		14:01			2:44.7	
Rank	Bib Name	NPC Code	Sport Class	%	Time Behind	
1	3 ADICOFF Jake G.: WOLTER Peter	USA	NS3	100	0.0	
2	1 YU Shuang G.: SHANG Jincai	CHN	NS3	100	+1.5	
3	2 MODIN Zebastian G.: TALSI Emil	SWE	NS1	88	+6.2	
4	4 OXAAL Thomas G.: LERVIK Geir	NOR	NS3	100	+11.8	

Semifinal 2		13:15			2:50.8	
Rank	Bib Name	NPC Code	Sport Class	%	Time Behind	
1	3 ADICOFF Jake G.: WOLTER Peter	USA	NS3	100	0.0	
2	2 MODIN Zebastian G.: TALSI Emil	SWE	NS1	88	+0.3	
3	6 SUIARKO Dmytro G.: NIKONOVYCH Oleksandr	UKR	NS3	100	+6.6	
4	7 GARBOWSKI Piotr G.: TWARDOWSKI Jakub	POL	NS3	100	+14.5	

Jury Information		Course Information	
FIS Technical Delegate	AALBERG John (CAN)	Course name	Standing CC Sprint
FIS Assistant Technical Delegate	KALVEDAL Ingela (SWE)	Height Difference (HD)	24m
FIS Race Director	ZIPFEL Georg (FIS)	Maximum Climb (MC)	21m
Chief of Competition	ROSA Anna (ITA)	Total Climb (TC)	34m
FIS Jury Member	VELECHSHUK Alexandr (GER)	Length of Lap	1139m
FIS Adaptive Equipment Controller (Classification) – Non-voting	SANDWICK Sue (FIS)	Number of Laps	1
FIS Equipment Controller – Non-voting	ENNEMOSER Lukas (FIS)		



WED 11 MAR 2026

Start Time 9:45

End Time 10:32

## Results

### Risultati

Rank	Bib	FIS Code	Name	NPC Code	Sport Class	%	5.0km Time	Rank	Real Time	Delta	Result	FIS Points
1	21	100278	MASTERS Oksana	USA	LW12	100	14:30.8	1	26:31.6	+0:00	<b>26:31.6</b>	0.00
2	18	100857	KIM Yunji	KOR	LW10.5	87	14:31.5	2	30:52.4	+0:23	<b>26:51.6</b>	10.05
3	19	100299	GRETSCH Kendall	USA	LW11.5	96	15:07.0	4	28:36.3	+0:58	<b>27:27.6</b>	28.15
4	20	100054	WICKER Anja	GER	LW10	86	15:06.4	3	31:57.6	+1:07	<b>27:29.1</b>	28.90
5	17	100303	dos SANTOS ROCHA Aline	BRA	LW10.5	87	15:16.6	5	32:53.9	+2:24	<b>28:37.3</b>	63.18
6	16	100699	ZHAI Yuxin	CHN	LW12	100	15:36.6	6	28:38.2	+2:07	<b>28:38.2</b>	63.63
7	12	100518	SHAN Yilin	CHN	LW12	100	16:05.1	8	29:17.7	+2:46	<b>29:17.7</b>	83.49
8	3	101137	PARKER Lauren	AUS	LW10	86	16:17.4	10	34:29.2	+3:39	<b>29:39.5</b>	94.45
9	11	100672	LISETH Indira	NOR	LW10.5	87	16:01.4	7	34:05.9	+3:36	<b>29:39.9</b>	94.65
10	14	100052	ESKAU Andrea	GER	LW11	93	16:11.9	9	32:00.7	+3:29	<b>29:46.3</b>	97.86
11	6	100261	LOBAN Lidziya	BLR	LW12	100	16:24.5	11	30:07.9	+3:36	<b>30:07.9</b>	108.72
12	13	100361	PICTON Christina	CAN	LW12	100	16:28.4	13	30:11.6	+3:40	<b>30:11.6</b>	110.58
13	8	100888	ZAINO Nicole	USA	LW11.5	96	16:49.5	14	32:00.8	+4:23	<b>30:44.0</b>	126.87
14	10	100241	BIRYLA Valiantsina	BLR	LW10.5	87	16:27.3	12	35:30.0	+5:01	<b>30:53.1</b>	131.44
15	4	100721	MARTIN Erin	USA	LW10	86	17:48.4	15	38:29.3	+7:39	<b>33:06.0</b>	198.24
16	9	100872	de SENA SOUZA Elena Regina	BRA	LW12	100	17:57.8	16	33:33.8	+7:02	<b>33:33.8</b>	212.21
17	5	100446	BILODEAU Lyne-Marie	CAN	LW12	100	18:53.9	17	34:52.2	+8:21	<b>34:52.2</b>	251.62
18	2	100982	SATO Nana	JPN	LW10.5	87	20:06.5	18	44:02.4	+13:33	<b>38:18.9</b>	355.52
19	1	100747	ALBERTSDOTTIR Arna	ISL	LW10	86	21:05.7	19	46:32.8	+15:42	<b>40:01.8</b>	407.24

#### Did Not Start (DNS)

	7	100855	HAN Seunghee	KOR	LW10	86	
	15	100397	MENJE Merle Marie	GER	LW11	93	

#### Jury Information

FIS Technical Delegate	AALBERG John (CAN)
FIS Assistant Technical Delegate	KALVEDAL Ingela (SWE)
FIS Race Director	ZIPFEL Georg (FIS)
Chief of Competition	ROSA Anna (ITA)
FIS Jury Member	VELECHSHUK Alexandr (GER)
FIS Adaptive Equipment Controller (Classification) – Non-voting	SANDWICK Sue (FIS)
FIS Equipment Controller – Non-voting	ENNEMOSER Lukas (FIS)

#### Course Information

Course name	Sit Ski CC 2.5km
Height Difference (HD)	15m
Maximum Climb (MC)	9m
Total Climb (TC)	40m
Length of Lap	2470m
Number of Laps	4

Weather	Snow Condition	Temperature		Athletes/NPCs						
		Air	Snow	Entries	Ranked	DNF	DSQ	DNS	NPS	DQB
Partly Cloudy	Spring conditions	8.7°C	0.0°C	21/11	19/11	0/0	0/0	2/2	0/0	0/0

#### Note:

All times except 'Real Time' are calculated times. Result (calculated time) is the real time multiplied by the athlete's percentage.

Delta – is the time (in real time) the skier would have to ski faster in order to tie the winners result (in calculated time).

#### Legend:

<b>DNF</b> Did not Finish	<b>DNS</b> Did not Start	<b>DQB</b> Disqualified for unsportsmanlike behaviour
<b>DSQ</b> Disqualified	<b>NPS</b> Not Permitted to Start	



WED 11 MAR 2026

Start Time 9:45

End Time 10:32

## Competition Analysis

Analisi della competizione

Rank	Bib	Name	NPC Code				Finish Time				Behind				Rank				
		1.6km/9.1km		2.5km		4.1km		5.0km		6.6km		7.5km/10.0km							
		Time Behind	Rk	Time Behind	Rk	Time Behind	Rk	Time Behind	Rk	Time Behind	Rk	Time Behind	Rk						
<b>1</b>	<b>21</b>	<b>MASTERS Oksana</b>	<b>USA</b>				<b>26:31.6</b>				<b>0.0</b>				<b>1</b>				
Cumulative Time:		3:51.3	+4.5	2	7:54.0	+5.4	2	10:26.5	+2.6	2	14:30.8	0.0	1	17:08.6	0.0	1	21:15.5	0.0	1
Sector Time:		3:51.3	+4.5	2	4:02.7	+0.9	2	2:32.5	0.0	1	4:04.3	0.0	1	2:37.8	0.0	1	4:06.9	0.0	1
Cumulative Time:		23:55.0	0.0	1													26:31.6	0.0	1
Sector Time:		2:39.5	0.0	1													2:36.6	0.0	1
<b>2</b>	<b>18</b>	<b>KIM Yunji</b>	<b>KOR</b>				<b>26:51.6</b>				<b>+20.0</b>				<b>2</b>				
Cumulative Time:		3:46.8	0.0	1	7:48.6	0.0	1	10:23.9	0.0	1	14:31.5	+0.7	2	17:11.6	+3.0	2	21:24.4	+8.9	2
Sector Time:		3:46.8	0.0	1	4:01.8	0.0	1	2:35.3	+2.8	2	4:07.6	+3.3	2	2:40.1	+2.3	2	4:12.8	+5.9	3
Cumulative Time:		24:11.4	+16.4	2													26:51.6	+20.0	2
Sector Time:		2:47.0	+7.5	4													2:40.2	+3.6	4
<b>3</b>	<b>19</b>	<b>GRETSCH Kendall</b>	<b>USA</b>				<b>27:27.6</b>				<b>+56.0</b>				<b>3</b>				
Cumulative Time:		4:04.2	+17.4	5	8:13.0	+24.4	4	10:53.2	+29.3	4	15:07.0	+36.2	4	17:55.1	+46.5	4	22:04.7	+49.2	3
Sector Time:		4:04.2	+17.4	5	4:08.8	+7.0	3	2:40.2	+7.7	3	4:13.8	+9.5	3	2:48.1	+10.3	4	4:09.6	+2.7	2
Cumulative Time:		24:49.2	+54.2	3													27:27.6	+56.0	3
Sector Time:		2:44.5	+5.0	3													2:38.4	+1.8	2
<b>4</b>	<b>20</b>	<b>WICKER Anja</b>	<b>GER</b>				<b>27:29.1</b>				<b>+57.5</b>				<b>4</b>				
Cumulative Time:		3:56.9	+10.1	3	8:09.5	+20.9	3	10:52.1	+28.2	3	15:06.4	+35.6	3	17:51.8	+43.2	3	22:07.2	+51.7	4
Sector Time:		3:56.9	+10.1	3	4:12.6	+10.8	4	2:42.6	+10.1	4	4:14.3	+10.0	4	2:45.4	+7.6	3	4:15.4	+8.5	4
Cumulative Time:		24:50.5	+55.5	4													27:29.1	+57.5	4
Sector Time:		2:43.3	+3.8	2													2:38.6	+2.0	3
<b>5</b>	<b>17</b>	<b>dos SANTOS ROCHA Aline</b>	<b>BRA</b>				<b>28:37.3</b>				<b>+2:05.7</b>				<b>5</b>				
Cumulative Time:		4:00.6	+13.8	4	8:13.7	+25.1	5	11:02.0	+38.1	5	15:16.6	+45.8	5	18:18.3	+1:09.7	5	22:42.0	+1:26.5	5
Sector Time:		4:00.6	+13.8	4	4:13.1	+11.3	5	2:48.3	+15.8	8	4:14.6	+10.3	5	3:01.7	+23.9	=10	4:23.7	+16.8	5
Cumulative Time:		25:47.3	+1:52.3	5													28:37.3	+2:05.7	5
Sector Time:		3:05.3	+25.8	9													2:50.0	+13.4	6
<b>6</b>	<b>16</b>	<b>ZHAI Yuxin</b>	<b>CHN</b>				<b>28:38.2</b>				<b>+2:06.6</b>				<b>6</b>				
Cumulative Time:		4:05.9	+19.1	6	8:30.0	+41.4	6	11:17.6	+53.7	6	15:36.6	+1:05.8	6	18:31.7	+1:23.1	6	22:56.4	+1:40.9	6
Sector Time:		4:05.9	+19.1	6	4:24.1	+22.3	7	2:47.6	+15.1	6	4:19.0	+14.7	6	2:55.1	+17.3	7	4:24.7	+17.8	6
Cumulative Time:		25:50.7	+1:55.7	6													28:38.2	+2:06.6	6
Sector Time:		2:54.3	+14.8	5													2:47.5	+10.9	5
<b>7</b>	<b>12</b>	<b>SHAN Yilin</b>	<b>CHN</b>				<b>29:17.7</b>				<b>+2:46.1</b>				<b>7</b>				
Cumulative Time:		4:14.0	+27.2	8	8:48.1	+59.5	8	11:31.3	+1:07.4	8	16:05.1	+1:34.3	8	18:57.3	+1:48.7	7	23:30.7	+2:15.2	7
Sector Time:		4:14.0	+27.2	8	4:34.1	+32.3	11	2:43.2	+10.7	5	4:33.8	+29.5	10	2:52.2	+14.4	5	4:33.4	+26.5	9
Cumulative Time:		26:25.2	+2:30.2	7													29:17.7	+2:46.1	7
Sector Time:		2:54.5	+15.0	6													2:52.5	+15.9	8
<b>8</b>	<b>3</b>	<b>PARKER Lauren</b>	<b>AUS</b>				<b>29:39.5</b>				<b>+3:07.9</b>				<b>8</b>				
Cumulative Time:		4:17.5	+30.7	10	8:59.0	+1:10.4	13	11:46.9	+1:23.0	10	16:17.4	+1:46.6	10	19:10.9	+2:02.3	10	23:41.7	+2:26.2	9
Sector Time:		4:17.5	+30.7	10	4:41.5	+39.7	14	2:47.9	+15.4	7	4:30.5	+26.2	8	2:53.5	+15.7	6	4:30.8	+23.9	7
Cumulative Time:		26:44.2	+2:49.2	9													29:39.5	+3:07.9	8
Sector Time:		3:02.5	+23.0	7													2:55.3	+18.7	10
<b>9</b>	<b>11</b>	<b>LISETH Indira</b>	<b>NOR</b>				<b>29:39.9</b>				<b>+3:08.3</b>				<b>9</b>				
Cumulative Time:		4:15.0	+28.2	9	8:38.7	+50.1	7	11:29.3	+1:05.4	7	16:01.4	+1:30.6	7	19:03.1	+1:54.5	8	23:35.6	+2:20.1	8
Sector Time:		4:15.0	+28.2	9	4:23.7	+21.9	6	2:50.6	+18.1	10	4:32.1	+27.8	9	3:01.7	+23.9	=10	4:32.5	+25.6	8
Cumulative Time:		26:44.0	+2:49.0	8													29:39.9	+3:08.3	9
Sector Time:		3:08.4	+28.9	12													2:55.9	+19.3	11
<b>10</b>	<b>14</b>	<b>ESKAU Andrea</b>	<b>GER</b>				<b>29:46.3</b>				<b>+3:14.7</b>				<b>10</b>				
Cumulative Time:		4:19.0	+32.2	11	8:52.1	+1:03.5	11	11:42.2	+1:18.3	9	16:11.9	+1:41.1	9	19:09.5	+2:00.9	9	23:43.7	+2:28.2	10
Sector Time:		4:19.0	+32.2	11	4:33.1	+31.3	9	2:50.1	+17.6	9	4:29.7	+25.4	7	2:57.6	+19.8	8	4:34.2	+27.3	10
Cumulative Time:		26:47.2	+2:52.2	10													29:46.3	+3:14.7	10
Sector Time:		3:03.5	+24.0	8													2:59.1	+22.5	13



WED 11 MAR 2026

Start Time 9:45

End Time 10:32

## Competition Analysis

Analisi della competizione

Rank	Bib	Name	NPC Code				Finish Time				Behind				Rank				
		1.6km/9.1km		2.5km		4.1km		5.0km		6.6km		7.5km/10.0km							
		Time Behind	Rk	Time Behind	Rk	Time Behind	Rk	Time Behind	Rk	Time Behind	Rk	Time Behind	Rk						
<b>11</b>	<b>6</b>	<b>LOBAN Lidziya</b>	<b>BLR</b>				<b>30:07.9</b>				<b>+3:36.3</b>				<b>11</b>				
Cumulative Time:		4:21.1	+34.3	12	8:54.6	+1:06.0	12	11:50.3	+1:26.4	11	16:24.5	+1:53.7	11	19:25.6	+2:17.0	11	24:04.1	+2:48.6	11
Sector Time:		4:21.1	+34.3	12	4:33.5	+31.7	10	2:55.7	+23.2	11	4:34.2	+29.9	11	3:01.1	+23.3	9	4:38.5	+31.6	12
Cumulative Time:		27:13.5	+3:18.5	11													30:07.9	+3:36.3	11
Sector Time:		3:09.4	+29.9	13													2:54.4	+17.8	9
<b>12</b>	<b>13</b>	<b>PICTON Christina</b>	<b>CAN</b>				<b>30:11.6</b>				<b>+3:40.0</b>				<b>12</b>				
Cumulative Time:		4:21.7	+34.9	13	8:51.4	+1:02.8	10	11:51.7	+1:27.8	13	16:28.4	+1:57.6	13	19:35.5	+2:26.9	12	24:13.7	+2:58.2	12
Sector Time:		4:21.7	+34.9	13	4:29.7	+27.9	8	3:00.3	+27.8	=12	4:36.7	+32.4	12	3:07.1	+29.3	13	4:38.2	+31.3	11
Cumulative Time:		27:21.3	+3:26.3	12													30:11.6	+3:40.0	12
Sector Time:		3:07.6	+28.1	10													2:50.3	+13.7	7
<b>13</b>	<b>8</b>	<b>ZAINO Nicole</b>	<b>USA</b>				<b>30:44.0</b>				<b>+4:12.4</b>				<b>13</b>				
Cumulative Time:		4:25.2	+38.4	14	9:06.0	+1:17.4	14	12:06.3	+1:42.4	14	16:49.5	+2:18.7	14	19:53.4	+2:44.8	14	24:39.7	+3:24.2	14
Sector Time:		4:25.2	+38.4	14	4:40.8	+39.0	13	3:00.3	+27.8	=12	4:43.2	+38.9	14	3:03.9	+26.1	12	4:46.3	+39.4	13
Cumulative Time:		27:47.6	+3:52.6	14													30:44.0	+4:12.4	13
Sector Time:		3:07.9	+28.4	11													2:56.4	+19.8	12
<b>14</b>	<b>10</b>	<b>BIRYLA Valiantsina</b>	<b>BLR</b>				<b>30:53.1</b>				<b>+4:21.5</b>				<b>14</b>				
Cumulative Time:		4:11.4	+24.6	7	8:48.4	+59.8	9	11:50.4	+1:26.5	12	16:27.3	+1:56.5	12	19:36.9	+2:28.3	13	24:23.4	+3:07.9	13
Sector Time:		4:11.4	+24.6	7	4:37.0	+35.2	12	3:02.0	+29.5	14	4:36.9	+32.6	13	3:09.6	+31.8	14	4:46.5	+39.6	14
Cumulative Time:		27:46.6	+3:51.6	13													30:53.1	+4:21.5	14
Sector Time:		3:23.2	+43.7	14													3:06.5	+29.9	14
<b>15</b>	<b>4</b>	<b>MARTIN Erin</b>	<b>USA</b>				<b>33:06.0</b>				<b>+6:34.4</b>				<b>15</b>				
Cumulative Time:		4:33.1	+46.3	15	9:27.4	+1:38.8	15	12:41.8	+2:17.9	15	17:48.4	+3:17.6	15	21:16.8	+4:08.2	15	26:19.6	+5:04.1	15
Sector Time:		4:33.1	+46.3	15	4:54.3	+52.5	15	3:14.4	+41.9	16	5:06.6	+1:02.3	16	3:28.4	+50.6	17	5:02.8	+55.9	15
Cumulative Time:		29:55.6	+6:00.6	15													33:06.0	+6:34.4	15
Sector Time:		3:36.0	+56.5	16													3:10.4	+33.8	15
<b>16</b>	<b>9</b>	<b>de SENA SOUZA Elena Regina</b>	<b>BRA</b>				<b>33:33.8</b>				<b>+7:02.2</b>				<b>16</b>				
Cumulative Time:		4:50.1	+1:03.3	16	9:50.2	+2:01.6	16	12:58.9	+2:35.0	16	17:57.8	+3:27.0	16	21:19.3	+4:10.7	16	26:31.9	+5:16.4	16
Sector Time:		4:50.1	+1:03.3	16	5:00.1	+58.3	16	3:08.7	+36.2	15	4:58.9	+54.6	15	3:21.5	+43.7	15	5:12.6	+1:05.7	16
Cumulative Time:		30:04.7	+6:09.7	16													33:33.8	+7:02.2	16
Sector Time:		3:32.8	+53.3	15													3:29.1	+52.5	17
<b>17</b>	<b>5</b>	<b>BILODEAU Lyne-Marie</b>	<b>CAN</b>				<b>34:52.2</b>				<b>+8:20.6</b>				<b>17</b>				
Cumulative Time:		4:51.1	+1:04.3	17	10:03.9	+2:15.3	17	13:24.8	+3:00.9	17	18:53.9	+4:23.1	17	22:19.9	+5:11.3	17	27:46.9	+6:31.4	17
Sector Time:		4:51.1	+1:04.3	17	5:12.8	+1:11.0	17	3:20.9	+48.4	17	5:29.1	+1:24.8	17	3:26.0	+48.2	16	5:27.0	+1:20.1	17
Cumulative Time:		31:24.8	+7:29.8	17													34:52.2	+8:20.6	17
Sector Time:		3:37.9	+58.4	17													3:27.4	+50.8	16
<b>18</b>	<b>2</b>	<b>SATO Nana</b>	<b>JPN</b>				<b>38:18.9</b>				<b>+11:47.3</b>				<b>18</b>				
Cumulative Time:		4:57.5	+1:10.7	19	10:34.4	+2:45.8	18	14:23.2	+3:59.3	19	20:06.5	+5:35.7	18	24:15.6	+7:07.0	18	30:12.4	+8:56.9	18
Sector Time:		4:57.5	+1:10.7	19	5:36.9	+1:35.1	18	3:48.8	+1:16.3	19	5:43.3	+1:39.0	18	4:09.1	+1:31.3	18	5:56.8	+1:49.9	18
Cumulative Time:		34:31.2	+10:36.2	18													38:18.9	+11:47.3	18
Sector Time:		4:18.8	+1:39.3	19													3:47.7	+1:11.1	18
<b>19</b>	<b>1</b>	<b>ALBERTSDOTTIR Arna</b>	<b>ISL</b>				<b>40:01.8</b>				<b>+13:30.2</b>				<b>19</b>				
Cumulative Time:		4:53.5	+1:06.7	18	10:41.6	+2:53.0	19	14:21.0	+3:57.1	18	21:05.7	+6:34.9	19	25:20.7	+8:12.1	19	31:31.2	+10:15.7	19
Sector Time:		4:53.5	+1:06.7	18	5:48.1	+1:46.3	19	3:39.4	+1:06.9	18	6:44.7	+2:40.4	19	4:15.0	+1:37.2	19	6:10.5	+2:03.6	19
Cumulative Time:		35:45.8	+11:50.8	19													40:01.8	+13:30.2	19
Sector Time:		4:14.6	+1:35.1	18													4:16.0	+1:39.4	19

### Did Not Start (DNS)

<b>7</b>	<b>HAN Seunghee</b>	<b>KOR</b>
<b>15</b>	<b>MENJE Merle Marie</b>	<b>GER</b>

**Note:**  
All times in this output are "Factored Times".

**Legend**  
= Equal sign indicates that two or more competitors share the same rank **Rk** Rank



WED 11 MAR 2026

Start Time 11:05

End Time 12:00

## Results

### Risultati

Rank	Bib	FIS Code	Name	NPC Code	Sport Class	%	5.0km Time	Rank	Real Time	Delta	Result	FIS Points
1	111	100839	PETERSON Sydney	USA	LW9	88	15:56.3	1	33:53.2		<b>29:49.2</b>	0.00
2	112	100471	NILSEN Vilde	NOR	LW4	97	16:06.8	2	30:47.2	+2.7	<b>29:51.8</b>	1.16
3	110	100308	HUDAK Brittany	CAN	LW8	92	17:09.8	4	34:48.0	+2:23.2	<b>32:01.0</b>	58.93
4	106	100181	ABE Yurika	JPN	LW6	90	18:10.0	6	37:25.4	+4:17.4	<b>33:40.9</b>	103.60
5	107	100803	WESTERLUND Ellen	SWE	LW9	88	18:02.4	5	38:58.6	+5:05.4	<b>34:18.0</b>	120.19
6	108	100903	ARCHIBALD Emma	CAN	LW5/7	81	19:01.0	7	43:45.7	+6:56.8	<b>35:26.8</b>	150.95
7	103	100567	IWAMOTO Mika	JPN	LW8	92	19:23.4	8	39:34.1	+7:09.3	<b>36:24.2</b>	176.62
8	105	100970	MORELIUS Alice	SWE	LW8	92	19:32.4	9	39:57.3	+7:32.5	<b>36:45.5</b>	186.14
9	104	100065	DEKIJIMA Momoko	JPN	LW6	90	20:22.7	10	42:44.0	+9:36.0	<b>38:27.6</b>	231.79
10	102	100449	FEDZKOVICH Darya	BLR	LW4	97	20:39.6	11	41:35.5	+10:51.0	<b>40:20.6</b>	282.32
11	101	100802	DOLZAN Tabea	SLO	LW3	86	24:29.8	12	54:44.7	+20:04.2	<b>47:04.8</b>	463.04

#### Did Not Finish (DNF)

	109	101070	MARCHAND Kathrin	GER	LW9	88						
--	-----	--------	------------------	-----	-----	----	--	--	--	--	--	--

#### Jury Information

FIS Technical Delegate	AALBERG John (CAN)
FIS Assistant Technical Delegate	KALVEDAL Ingela (SWE)
FIS Race Director	ZIPFEL Georg (FIS)
Chief of Competition	ROSA Anna (ITA)
FIS Jury Member	VELECHSHUK Alexandr (GER)
FIS Adaptive Equipment Controller (Classification) – Non-voting	SANDWICK Sue (FIS)
FIS Equipment Controller – Non-voting	ENNEMOSER Lukas (FIS)

#### Course Information

Course name	Standing CC 2.5km
Height Difference (HD)	45m
Maximum Climb (MC)	20m
Total Climb (TC)	75m
Length of Lap	2610m
Number of Laps	4

Weather	Snow Condition	Temperature		Athletes/NPCs						
		Air	Snow	Entries	Ranked	DNF	DSQ	DNS	NPS	DQB
Overcast	Spring conditions	8.3°C	0.0°C	12/8	11/7	1/1	0/0	0/0	0/0	0/0

#### Note:

All times except 'Real Time' are calculated times. Result (calculated time) is the real time multiplied by the athlete's percentage.

Delta – is the time (in real time) the skier would have to ski faster in order to tie the winners result (in calculated time).

#### Legend:

<b>DNF</b> Did not Finish	<b>DNS</b> Did not Start	<b>DQB</b> Disqualified for unsportsmanlike behaviour
<b>DSQ</b> Disqualified	<b>NPS</b> Not Permitted to Start	



WED 11 MAR 2026

Start Time 11:05

End Time 12:00

## Competition Analysis

Analisi della competizione

Rank	Bib	Name	NPC Code				Finish Time				Behind				Rank				
		1.2km/8.7km		2.5km		3.7km		5.0km		6.2km		7.5km/10.0km							
		Time Behind	Rk	Time Behind	Rk	Time Behind	Rk	Time Behind	Rk	Time Behind	Rk	Time Behind	Rk						
<b>1</b>	<b>111</b>	<b>PETERSON Sydney</b>	<b>USA</b>				<b>29:49.2</b>				<b>0.0</b>				<b>1</b>				
Cumulative Time:		5:36.4	0.0	1	8:30.3	0.0	1	13:00.5	0.0	1	15:56.3	0.0	1	20:32.2	0.0	1	23:34.9	0.0	1
Sector Time:		5:36.4	0.0	1	2:53.9	0.0	1	4:30.2	0.0	1	2:55.8	0.0	1	4:35.9	0.0	1	3:02.7	+1.9	2
Cumulative Time:		28:10.5	0.0	1													29:49.2	0.0	1
Sector Time:		4:35.6	+6.1	2													1:38.7	+1.5	2
<b>2</b>	<b>112</b>	<b>NILSEN Vilde</b>	<b>NOR</b>				<b>29:51.8</b>				<b>+2.6</b>				<b>2</b>				
Cumulative Time:		5:40.4	+4.0	3	8:35.7	+5.4	2	13:10.0	+9.5	2	16:06.8	+10.5	2	20:44.3	+12.1	2	23:45.1	+10.2	2
Sector Time:		5:40.4	+4.0	3	2:55.3	+1.4	2	4:34.3	+4.1	2	2:56.8	+1.0	2	4:37.5	+1.6	2	3:00.8	0.0	1
Cumulative Time:		28:14.6	+4.1	2													29:51.8	+2.6	2
Sector Time:		4:29.5	0.0	1													1:37.2	0.0	1
<b>3</b>	<b>110</b>	<b>HUDAK Brittany</b>	<b>CAN</b>				<b>32:01.0</b>				<b>+2:11.8</b>				<b>3</b>				
Cumulative Time:		5:58.1	+21.7	4	9:13.4	+43.1	4	13:53.2	+52.7	4	17:09.8	+1:13.5	4	21:52.6	+1:20.4	3	25:16.3	+1:41.4	3
Sector Time:		5:58.1	+21.7	4	3:15.3	+21.4	4	4:39.8	+9.6	3	3:16.6	+20.8	4	4:42.8	+6.9	3	3:23.7	+22.9	4
Cumulative Time:		30:06.0	+1:55.5	3													32:01.0	+2:11.8	3
Sector Time:		4:49.7	+20.2	3													1:55.0	+17.8	7
<b>4</b>	<b>106</b>	<b>ABE Yurika</b>	<b>JPN</b>				<b>33:40.9</b>				<b>+3:51.7</b>				<b>4</b>				
Cumulative Time:		6:27.4	+51.0	7	9:43.6	+1:13.3	6	14:49.2	+1:48.7	6	18:10.0	+2:13.7	6	23:23.0	+2:50.8	5	26:45.8	+3:10.9	4
Sector Time:		6:27.4	+51.0	7	3:16.2	+22.3	5	5:05.6	+35.4	5	3:20.8	+25.0	5	5:13.0	+37.1	4	3:22.8	+22.0	3
Cumulative Time:		31:56.8	+3:46.3	4													33:40.9	+3:51.7	4
Sector Time:		5:11.0	+41.5	4													1:44.1	+6.9	4
<b>5</b>	<b>107</b>	<b>WESTERLUND Ellen</b>	<b>SWE</b>				<b>34:18.0</b>				<b>+4:28.8</b>				<b>5</b>				
Cumulative Time:		6:14.1	+37.7	5	9:34.2	+1:03.9	5	14:40.5	+1:40.0	5	18:02.4	+2:06.1	5	23:19.8	+2:47.6	4	26:47.9	+3:13.0	5
Sector Time:		6:14.1	+37.7	5	3:20.1	+26.2	7	5:06.3	+36.1	6	3:21.9	+26.1	6	5:17.4	+41.5	5	3:28.1	+27.3	6
Cumulative Time:		32:21.6	+4:11.1	5													34:18.0	+4:28.8	5
Sector Time:		5:33.7	+1:04.2	6													1:56.4	+19.2	8
<b>6</b>	<b>108</b>	<b>ARCHIBALD Emma</b>	<b>CAN</b>				<b>35:26.8</b>				<b>+5:37.6</b>				<b>6</b>				
Cumulative Time:		6:24.4	+48.0	6	9:57.5	+1:27.2	7	15:16.8	+2:16.3	7	19:01.0	+3:04.7	7	24:26.7	+3:54.5	6	28:06.5	+4:31.6	6
Sector Time:		6:24.4	+48.0	6	3:33.1	+39.2	9	5:19.3	+49.1	8	3:44.2	+48.4	9	5:25.7	+49.8	6	3:39.8	+39.0	7
Cumulative Time:		33:31.9	+5:21.4	6													35:26.8	+5:37.6	6
Sector Time:		5:25.4	+55.9	5													1:54.9	+17.7	6
<b>7</b>	<b>103</b>	<b>IWAMOTO Mika</b>	<b>JPN</b>				<b>36:24.2</b>				<b>+6:35.0</b>				<b>7</b>				
Cumulative Time:		6:42.2	+1:05.8	8	10:23.8	+1:53.5	10	15:35.4	+2:34.9	8	19:23.4	+3:27.1	8	24:51.6	+4:19.4	7	28:45.6	+5:10.7	7
Sector Time:		6:42.2	+1:05.8	8	3:41.6	+47.7	10	5:11.6	+41.4	7	3:48.0	+52.2	10	5:28.2	+52.3	7	3:54.0	+53.2	8
Cumulative Time:		34:21.4	+6:10.9	7													36:24.2	+6:35.0	7
Sector Time:		5:35.8	+1:06.3	7													2:02.8	+25.6	9
<b>8</b>	<b>105</b>	<b>MORELIUS Alice</b>	<b>SWE</b>				<b>36:45.5</b>				<b>+6:56.3</b>				<b>8</b>				
Cumulative Time:		6:55.5	+1:19.1	10	10:14.3	+1:44.0	8	16:07.0	+3:06.5	9	19:32.4	+3:36.1	9	25:33.5	+5:01.3	8	28:59.4	+5:24.5	8
Sector Time:		6:55.5	+1:19.1	10	3:18.8	+24.9	6	5:52.7	+1:22.5	10	3:25.4	+29.6	7	6:01.1	+1:25.2	9	3:25.9	+25.1	5
Cumulative Time:		35:02.8	+6:52.3	8													36:45.5	+6:56.3	8
Sector Time:		6:03.4	+1:33.9	9													1:42.7	+5.5	3
<b>9</b>	<b>104</b>	<b>DEKIJIMA Momoko</b>	<b>JPN</b>				<b>38:27.6</b>				<b>+8:38.4</b>				<b>9</b>				
Cumulative Time:		7:02.1	+1:25.7	11	10:50.3	+2:20.0	11	16:26.7	+3:26.2	10	20:22.7	+4:26.4	10	26:12.0	+5:39.8	9	30:16.3	+6:41.4	9
Sector Time:		7:02.1	+1:25.7	11	3:48.2	+54.3	11	5:36.4	+1:06.2	9	3:56.0	+1:00.2	11	5:49.3	+1:13.4	8	4:04.3	+1:03.5	10
Cumulative Time:		36:17.7	+8:07.2	9													38:27.6	+8:38.4	9
Sector Time:		6:01.4	+1:31.9	8													2:09.9	+32.7	10
<b>10</b>	<b>102</b>	<b>FEDZKOVICH Darya</b>	<b>BLR</b>				<b>40:20.6</b>				<b>+10:31.4</b>				<b>10</b>				
Cumulative Time:		6:49.3	+1:12.9	9	10:21.2	+1:50.9	9	16:57.8	+3:57.3	11	20:39.6	+4:43.3	11	27:47.7	+7:15.5	10	31:42.4	+8:07.5	10
Sector Time:		6:49.3	+1:12.9	9	3:31.9	+38.0	8	6:36.6	+2:06.4	11	3:41.8	+46.0	8	7:08.1	+2:32.2	10	3:54.7	+53.9	9
Cumulative Time:		38:26.2	+10:15.7	10													40:20.6	+10:31.4	10
Sector Time:		6:43.8	+2:14.3	10													1:54.4	+17.2	5



WED 11 MAR 2026

Start Time 11:05

End Time 12:00

## Competition Analysis

Analisi della competizione

Rank	Bib	Name	NPC Code				Finish Time				Behind	Rank							
		1.2km/8.7km	2.5km		3.7km		5.0km		6.2km		7.5km/10.0km								
		Time Behind	Rk	Time Behind	Rk	Time Behind	Rk	Time Behind	Rk	Time Behind	Rk	Time Behind	Rk						
<b>11</b>	<b>101</b>	<b>DOLZAN Tabea</b>	<b>SLO</b>				<b>47:04.8</b>				<b>+17:15.6</b>	<b>11</b>							
Cumulative Time:		8:35.0	+2:58.6	12	12:57.2	+4:26.9	12	19:56.1	+6:55.6	12	24:29.8	+8:33.5	12	32:02.4	+11:30.2	11	36:37.0	+13:02.1	11
Sector Time:		8:35.0	+2:58.6	12	4:22.2	+1:28.3	12	6:58.9	+2:28.7	12	4:33.7	+1:37.9	12	7:32.6	+2:56.7	11	4:34.6	+1:33.8	11
Cumulative Time:		44:25.1	+16:14.6	11													47:04.8	+17:15.6	11
Sector Time:		7:48.1	+3:18.6	11													2:39.7	+1:02.5	11

### Did Not Finish (DNF)

	109	MARCHAND Kathrin	GER									
Cumulative Time:	5:40.1	+3.7	2	8:47.7	+17.4	3	13:38.6	+38.1	3	16:46.5	+50.2	3
Sector Time:	5:40.1	+3.7	2	3:07.6	+13.7	3	4:50.9	+20.7	4	3:07.9	+12.1	3
Cumulative Time:												
Sector Time:												

#### Note:

All times in this output are "Factored Times".

#### Legend

Rk Rank



WED 11 MAR 2026

Start Time 12:25

End Time 13:13

## Results

### Risultati

Rank	Bib	FIS Code	Name	NPC Code	Sport Class	%	5.0km Time Rank	Real Time	Delta	Result	FIS Points
1	208	100818 100771	<b>BAGIIAN Anastasiia</b> Guide: SINIAKIN Sergei	RUS	NS1	88	15:45.4 1	33:42.4		<b>29:39.7</b>	0.00
2	211	100933 100935	<b>BUBENICKOVA Simona</b> Guide: SRUTEK David	CZE	NS1	88	16:39.9 2	36:20.8	+2:38.4	<b>31:59.1</b>	62.66
3	209	100585 100976	<b>WALTER Leonie Maria</b> Guide: KRASMAN Christian	GER	NS2	97	18:48.7 3	36:36.7	+6:02.0	<b>35:30.8</b>	157.82
4	205	100752 101120	<b>CONG Jihong</b> Guide: LIU Jiaxuan	CHN	NS3	100	19:37.2 5	36:28.1	+6:48.4	<b>36:28.1</b>	183.58
5	210	100783 100801	<b>KAZMAIER Linn</b> Guide: BAUMANN Florian	GER	NS3	100	19:36.5 4	37:53.7	+8:14.0	<b>37:53.7</b>	222.06
6	207	100844 101126	<b>MULLIN Maddie</b> Guide: AILEY Brooke	CAN	NS3	100	19:56.2 6	38:05.5	+8:25.8	<b>38:05.5</b>	227.36
7	206	100734 100896	<b>KOBYRN Aneta</b> Guide: PUTO Bartlomiej	POL	NS2	97	21:10.6 7	40:36.4	+10:01.7	<b>39:23.3</b>	262.34
8	202	100673 100761	<b>YANG Qianru</b> Guide: WANG Guanyu	CHN	NS3	100	21:37.3 8	40:28.9	+10:49.2	<b>40:28.9</b>	291.82
9	204	101038 101083	<b>LOBASHEVA Romana</b> Guide: SHABALDINA Anastasiia	UKR	NS3	100	21:58.4 9	41:07.2	+11:27.5	<b>41:07.2</b>	309.04
10	203	100991 101108	<b>MATSUDO Kotoha</b> Guide: SHIMADA Yuji	JPN	NS3	100	23:02.2 10	43:59.8	+14:20.1	<b>43:59.8</b>	386.63
11	201	100875 100904	<b>GRACHOVA Anna</b> Guide: ORMANTAYEV Yermek	KAZ	NS3	100	25:34.3 11	48:10.0	+18:30.3	<b>48:10.0</b>	499.10

### Jury Decisions

#### Written Reprimand

GRACHOVA Anna

KAZ

12343.5 - Wrong means of identification

#### Jury Information

FIS Technical Delegate	AALBERG John (CAN)
FIS Assistant Technical Delegate	KALVEDAL Ingela (SWE)
FIS Race Director	ZIPFEL Georg (FIS)
Chief of Competition	ROSA Anna (ITA)
FIS Jury Member	VELECHSHUK Alexandr (GER)
FIS Adaptive Equipment Controller (Classification) – Non-voting	SANDWICK Sue (FIS)
FIS Equipment Controller – Non-voting	ENNEMOSER Lukas (FIS)

#### Course Information

Course name	Standing CC 2.5km
Height Difference (HD)	45m
Maximum Climb (MC)	20m
Total Climb (TC)	75m
Length of Lap	2610m
Number of Laps	4

Weather	Snow Condition	Temperature		Athletes/NPCs						
		Air	Snow	Entries	Ranked	DNF	DSQ	DNS	NPS	DQB
Overcast	Spring conditions	8.1°C	0.0°C	11/9	11/9	0/0	0/0	0/0	0/0	0/0

#### Note:

All times except 'Real Time' are calculated times. Result (calculated time) is the real time multiplied by the athlete's percentage.

Delta – is the time (in real time) the skier would have to ski faster in order to tie the winners result (in calculated time).

#### Legend:

<b>DNF</b> Did not Finish	<b>DNS</b> Did not Start	<b>DQB</b> Disqualified for unsportsmanlike behaviour
<b>DSQ</b> Disqualified	<b>NPS</b> Not Permitted to Start	



WED 11 MAR 2026

Start Time 12:25

End Time 13:13

## Competition Analysis

Analisi della competizione

Rank	Bib	Name	NPC Code				Finish Time				Behind				Rank				
		1.2km/8.7km		2.5km		3.7km		5.0km		6.2km		7.5km/10.0km							
		Time Behind	Rk	Time Behind	Rk	Time Behind	Rk	Time Behind	Rk	Time Behind	Rk	Time Behind	Rk						
<b>1</b>	<b>208</b>	<b>BAGIAN Anastasiia</b>	<b>RUS</b>				<b>29:39.7</b>				<b>0.0</b>				<b>1</b>				
Cumulative Time:		5:30.0	0.0	1	8:21.6	0.0	1	12:48.1	0.0	1	15:45.4	0.0	1	20:20.2	0.0	1	23:18.9	0.0	1
Sector Time:		5:30.0	0.0	1	2:51.6	0.0	1	4:26.5	0.0	1	2:57.3	0.0	1	4:34.8	0.0	1	2:58.7	0.0	1
Cumulative Time:		28:01.9	0.0	1													29:39.7	0.0	1
Sector Time:		4:43.0	0.0	1													1:37.8	0.0	1
<b>2</b>	<b>211</b>	<b>BUBENICKOVA Simona</b>	<b>CZE</b>				<b>31:59.1</b>				<b>+2:19.4</b>				<b>2</b>				
Cumulative Time:		5:45.9	+15.9	2	8:48.8	+27.2	2	13:31.1	+43.0	2	16:39.9	+54.5	2	21:50.3	+1:30.1	2	25:02.2	+1:43.3	2
Sector Time:		5:45.9	+15.9	2	3:02.9	+11.3	2	4:42.3	+15.8	2	3:08.8	+11.5	2	5:10.4	+35.6	2	3:11.9	+13.2	2
Cumulative Time:		30:18.0	+2:16.1	2													31:59.1	+2:19.4	2
Sector Time:		5:15.8	+32.8	2													1:41.1	+3.3	2
<b>3</b>	<b>209</b>	<b>WALTER Leonie Maria</b>	<b>GER</b>				<b>35:30.8</b>				<b>+5:51.1</b>				<b>3</b>				
Cumulative Time:		6:55.9	+1:25.9	4	10:11.3	+1:49.7	4	15:30.7	+2:42.6	3	18:48.7	+3:03.3	3	24:35.1	+4:14.9	3	27:56.4	+4:37.5	3
Sector Time:		6:55.9	+1:25.9	4	3:15.4	+23.8	4	5:19.4	+52.9	3	3:18.0	+20.7	3	5:46.4	+1:11.6	4	3:21.3	+22.6	3
Cumulative Time:		33:44.0	+5:42.1	3													35:30.8	+5:51.1	3
Sector Time:		5:47.6	+1:04.6	4													1:46.8	+9.0	3
<b>4</b>	<b>205</b>	<b>CONG Jihong</b>	<b>CHN</b>				<b>36:28.1</b>				<b>+6:48.4</b>				<b>4</b>				
Cumulative Time:		6:56.5	+1:26.5	5	10:24.2	+2:02.6	5	15:48.3	+3:00.2	4	19:37.2	+3:51.8	5	25:12.9	+4:52.7	4	28:42.9	+5:24.0	4
Sector Time:		6:56.5	+1:26.5	5	3:27.7	+36.1	5	5:24.1	+57.6	4	3:48.9	+51.6	7	5:35.7	+1:00.9	3	3:30.0	+31.3	4
Cumulative Time:		34:27.4	+6:25.5	4													36:28.1	+6:48.4	4
Sector Time:		5:44.5	+1:01.5	3													2:00.7	+22.9	6
<b>5</b>	<b>210</b>	<b>KAZMAIER Linn</b>	<b>GER</b>				<b>37:53.7</b>				<b>+8:14.0</b>				<b>5</b>				
Cumulative Time:		6:43.0	+1:13.0	3	9:57.0	+1:35.4	3	16:04.1	+3:16.0	5	19:36.5	+3:51.1	4	26:02.8	+5:42.6	5	29:39.5	+6:20.6	5
Sector Time:		6:43.0	+1:13.0	3	3:14.0	+22.4	3	6:07.1	+1:40.6	6	3:32.4	+35.1	4	6:26.3	+1:51.5	7	3:36.7	+38.0	5
Cumulative Time:		36:03.8	+8:01.9	5													37:53.7	+8:14.0	5
Sector Time:		6:24.3	+1:41.3	8													1:49.9	+12.1	4
<b>6</b>	<b>207</b>	<b>MULLIN Maddie</b>	<b>CAN</b>				<b>38:05.5</b>				<b>+8:25.8</b>				<b>6</b>				
Cumulative Time:		7:00.2	+1:30.2	6	10:31.9	+2:10.3	6	16:19.2	+3:31.1	6	19:56.2	+4:10.8	6	26:13.8	+5:53.6	6	29:56.8	+6:37.9	6
Sector Time:		7:00.2	+1:30.2	6	3:31.7	+40.1	6	5:47.3	+1:20.8	5	3:37.0	+39.7	5	6:17.6	+1:42.8	6	3:43.0	+44.3	6
Cumulative Time:		36:10.4	+8:08.5	6													38:05.5	+8:25.8	6
Sector Time:		6:13.6	+1:30.6	5													1:55.1	+17.3	5
<b>7</b>	<b>206</b>	<b>KOBYRN Aneta</b>	<b>POL</b>				<b>39:23.3</b>				<b>+9:43.6</b>				<b>7</b>				
Cumulative Time:		7:17.5	+1:47.5	7	11:03.2	+2:41.6	7	17:21.5	+4:33.4	7	21:10.6	+5:25.2	7	27:13.1	+6:52.9	7	31:01.8	+7:42.9	7
Sector Time:		7:17.5	+1:47.5	7	3:45.7	+54.1	8	6:18.3	+1:51.8	7	3:49.1	+51.8	8	6:02.5	+1:27.7	5	3:48.7	+50.0	8
Cumulative Time:		37:21.9	+9:20.0	7													39:23.3	+9:43.6	7
Sector Time:		6:20.1	+1:37.1	7													2:01.4	+23.6	7
<b>8</b>	<b>202</b>	<b>YANG Qianru</b>	<b>CHN</b>				<b>40:28.9</b>				<b>+10:49.2</b>				<b>8</b>				
Cumulative Time:		7:50.4	+2:20.4	9	11:34.3	+3:12.7	9	17:54.0	+5:05.9	9	21:37.3	+5:51.9	8	28:14.0	+7:53.8	8	31:58.1	+8:39.2	8
Sector Time:		7:50.4	+2:20.4	9	3:43.9	+52.3	7	6:19.7	+1:53.2	8	3:43.3	+46.0	6	6:36.7	+2:01.9	9	3:44.1	+45.4	7
Cumulative Time:		38:27.3	+10:25.4	8													40:28.9	+10:49.2	8
Sector Time:		6:29.2	+1:46.2	9													2:01.6	+23.8	8
<b>9</b>	<b>204</b>	<b>LOBASHEVA Romana</b>	<b>UKR</b>				<b>41:07.2</b>				<b>+11:27.5</b>				<b>9</b>				
Cumulative Time:		7:25.8	+1:55.8	8	11:23.9	+3:02.3	8	17:51.4	+5:03.3	8	21:58.4	+6:13.0	9	28:32.5	+8:12.3	9	32:43.5	+9:24.6	9
Sector Time:		7:25.8	+1:55.8	8	3:58.1	+1:06.5	10	6:27.5	+2:01.0	9	4:07.0	+1:09.7	10	6:34.1	+1:59.3	8	4:11.0	+1:12.3	10
Cumulative Time:		39:02.9	+11:01.0	9													41:07.2	+11:27.5	9
Sector Time:		6:19.4	+1:36.4	6													2:04.3	+26.5	9
<b>10</b>	<b>203</b>	<b>MATSUDO Kotoha</b>	<b>JPN</b>				<b>43:59.8</b>				<b>+14:20.1</b>				<b>10</b>				
Cumulative Time:		8:15.4	+2:45.4	10	12:09.8	+3:48.2	10	19:08.0	+6:19.9	10	23:02.2	+7:16.8	10	30:12.0	+9:51.8	10	34:11.1	+10:52.2	10
Sector Time:		8:15.4	+2:45.4	10	3:54.4	+1:02.8	9	6:58.2	+2:31.7	11	3:54.2	+56.9	9	7:09.8	+2:35.0	10	3:59.1	+1:00.4	9
Cumulative Time:		41:29.0	+13:27.1	10													43:59.8	+14:20.1	10
Sector Time:		7:17.9	+2:34.9	10													2:30.8	+53.0	10



WED 11 MAR 2026

Start Time 12:25

End Time 13:13

## Competition Analysis

Analisi della competizione

Rank	Bib	Name	NPC Code				Finish Time				Behind	Rank							
		1.2km/8.7km		2.5km		3.7km		5.0km		6.2km		7.5km/10.0km							
		Time Behind	Rk	Time Behind	Rk	Time Behind	Rk	Time Behind	Rk	Time Behind	Rk	Time Behind	Rk						
11	201	GRACHOVA Anna	KAZ				48:10.0				+18:30.3	11							
Cumulative Time:		8:56.5	+3:26.5	11	13:43.2	+5:21.6	11	20:39.1	+7:51.0	11	25:34.3	+9:48.9	11	32:51.4	+12:31.2	11	37:53.3	+14:34.4	11
Sector Time:		8:56.5	+3:26.5	11	4:46.7	+1:55.1	11	6:55.9	+2:29.4	10	4:55.2	+1:57.9	11	7:17.1	+2:42.3	11	5:01.9	+2:03.2	11
Cumulative Time:		45:16.8	+17:14.9	11													48:10.0	+18:30.3	11
Sector Time:		7:23.5	+2:40.5	11													2:53.2	+1:15.4	11

### Jury Decisions

#### Wriiten Reprimand

GRACHOVA Anna

KAZ 12343.5 - Wrong means of identification

#### Note:

All times in this output are "Factored Times".

#### Legend

Rk Rank



## Results

### Risultati

Rank	Bib	FIS Code	Name	NPC Code	Sport Class	%	5.0km Time Rank	Real Time	Delta	Result	FIS Points
1	57	100262	GOLUBKOV Ivan	RUS	LW11.5	96	12:57.9 1	25:06.0		<b>24:05.8</b>	0.00
2	59	100693	MAO Zhongwu	CHN	LW11	93	13:14.2 2	26:12.2	+17.6	<b>24:22.1</b>	9.02
3	58	100559	ZHENG Peng	CHN	LW11	93	13:24.5 4	26:14.7	+20.1	<b>24:24.5</b>	10.35
4	61	100013	ROMELE Giuseppe	ITA	LW11.5	96	13:29.8 6	25:29.2	+23.2	<b>24:28.0</b>	12.28
5	60	100539	WESTEMAIER RIBERA Cristian	BRA	LW11	93	13:22.4 3	26:21.8	+27.2	<b>24:31.1</b>	14.00
6	56	100447	CAMERON Collin	CAN	LW11.5	96	13:27.9 5	25:45.0	+39.0	<b>24:43.2</b>	20.69
7	53	100386	ZAPLOTINSKY Derek	CAN	LW10.5	87	13:43.0 7	29:01.1	+1:19.3	<b>25:14.8</b>	38.18
8	54	100625	KHAMITOV Yerbol	KAZ	LW12	100	13:48.0 8	25:27.4	+1:21.6	<b>25:27.4</b>	45.15
9	51	100325	SHIN Eui Hyun	KOR	LW12	100	13:53.1 9	25:36.6	+1:30.8	<b>25:36.6</b>	50.24
10	50	100777	BIGLIONE Michele	ITA	LW12	100	13:56.5 11	25:38.6	+1:32.8	<b>25:38.6</b>	51.35
11	52	100164	CNOSSEN Daniel	USA	LW12	100	14:06.3 12	26:04.3	+1:58.5	<b>26:04.3</b>	65.57
12	55	100521	LIU Mengtao	CHN	LW12	100	13:56.1 10	26:06.1	+2:00.3	<b>26:06.1</b>	66.57
13	46	100811	JEONG Jaeseok	KOR	LW10.5	87	14:30.5 14	30:29.7	+2:47.9	<b>26:31.8</b>	80.79
14	47	100612	ROCHA Guilherme	BRA	LW12	100	14:26.7 13	26:34.3	+2:28.5	<b>26:34.3</b>	82.17
15	43	100611	LULA Robelson	BRA	LW12	100	14:39.1 16	26:46.3	+2:40.5	<b>26:46.3</b>	88.81
16	44	100554	FURUBERG Arnt Christian	SWE	LW11.5	96	14:37.2 15	28:06.9	+3:00.9	<b>26:59.4</b>	96.06
17	48	100774	PLEWA Krzysztof	POL	LW12	100	14:51.3 17	27:08.1	+3:02.3	<b>27:08.1</b>	100.87
18	45	100760	MINAMOTO Takaharu	JPN	LW12	100	15:06.1 18	27:32.6	+3:26.8	<b>27:32.6</b>	114.43
19	41	100231	USSOLTSEV Sergey	KAZ	LW12	100	15:11.7 19	27:50.2	+3:44.4	<b>27:50.2</b>	124.17
20	33	101058	MILN Dave	AUS	LW12	100	15:23.6 21	28:20.3	+4:14.5	<b>28:20.3</b>	140.82
21	40	100624	BEREZIN Yuriy	KAZ	LW12	100	15:14.4 20	28:35.1	+4:29.3	<b>28:35.1</b>	149.01
22	49	100566	MORI Hiroaki	JPN	LW12	100	15:31.7 22	29:02.4	+4:56.6	<b>29:02.4</b>	164.12
23	42	100877	SPATOLA Giuseppe	ITA	LW12	100	16:03.7 24	29:03.2	+4:57.4	<b>29:03.2</b>	164.56
24	39	100664	LIMA Nicolas	ARG	LW11.5	96	15:39.5 23	30:17.0	+5:11.0	<b>29:04.3</b>	165.17
25	37	100905	KNEELAND Michael	USA	LW11.5	96	16:06.0 25	30:48.1	+5:42.1	<b>29:34.2</b>	181.71
26	38	100748	SAMMARELLI Leo	CAN	LW10	86	16:31.6 27	35:38.8	+7:37.6	<b>30:39.4</b>	217.79
27	35	100986	CHAVEZ David	ESA	LW10.5	87	16:28.4 26	35:33.4	+7:51.6	<b>30:56.1</b>	227.03
28	34	100779	LORENZO Omar Alejandro	ARG	LW11	93	17:31.4 28	34:43.0	+8:48.4	<b>32:17.2</b>	271.90
29	36	100538	DADIANI Temuri	GEO	LW12	100	17:35.4 29	33:05.7	+8:59.9	<b>33:05.7</b>	298.74
30	32	100983	ARIAS Jonathan	ESA	LW10	86	18:00.0 30	39:04.4	+11:03.2	<b>33:36.2</b>	315.62
31	31	100894	BRUMBY Matthew	AUS	LW10	86	18:16.0 31	39:50.1	+11:48.9	<b>34:15.5</b>	337.36

#### Jury Decisions

##### Written Reprimand

DADIANI Temuri

GEO

Equipment Rule 7.2.1.4 - out of contact with seat

#### Jury Information

FIS Technical Delegate	AALBERG John (CAN)
FIS Assistant Technical Delegate	KALVEDAL Ingela (SWE)
FIS Race Director	ZIPFEL Georg (FIS)
Chief of Competition	ROSA Anna (ITA)
FIS Jury Member	VELECHSHUK Alexandr (GER)
FIS Adaptive Equipment Controller (Classification) – Non-voting	SANDWICK Sue (FIS)
FIS Equipment Controller – Non-voting	ENNEMOSER Lukas (FIS)

#### Course Information

Course name	Sit Ski CC 2.5km
Height Difference (HD)	15m
Maximum Climb (MC)	9m
Total Climb (TC)	40m
Length of Lap	2470m
Number of Laps	4



## Results

### Risultati

Weather	Snow Condition	Temperature		Athletes/NPCs						
		Air	Snow	Entries	Ranked	DNF	DSQ	DNS	NPS	DQB
Partly Cloudy	Spring conditions	7.6°C	0.0°C	31/15	31/15	0/0	0/0	0/0	0/0	0/0

**Note:**  
All times except 'Real Time' are calculated times. Result (calculated time) is the real time multiplied by the athlete's percentage.  
Delta – is the time (in real time) the skier would have to ski faster in order to tie the winners result (in calculated time).

**Legend:**  
**DNF** Did not Finish                      **DNS** Did not Start                      **DQB** Disqualified for unsportsmanlike behaviour  
**DSQ** Disqualified                              **NPS** Not Permitted to Start



WED 11 MAR 2026

Start Time 10:10

End Time 10:51

## Competition Analysis

Analisi della competizione

Rank	Bib	Name	NPC Code				Finish Time				Behind				Rank				
		1.6km/9.1km		2.5km		4.1km		5.0km		6.6km		7.5km/10.0km							
		Time Behind	Rk	Time Behind	Rk	Time Behind	Rk	Time Behind	Rk	Time Behind	Rk	Time Behind	Rk						
<b>1</b>	<b>57</b>	<b>GOLUBKOV Ivan</b>	<b>RUS</b>				<b>24:05.8</b>				<b>0.0</b>				<b>1</b>				
Cumulative Time:		3:22.8	0.0	1	6:57.2	0.0	1	9:17.0	0.0	1	12:57.9	0.0	1	15:20.5	0.0	1	19:10.5	0.0	1
Sector Time:		3:22.8	0.0	1	3:34.4	0.0	1	2:19.8	0.0	1	3:40.9	0.0	1	2:22.6	+1.2	3	3:50.0	+4.8	6
Cumulative Time:		21:36.4	0.0	1													24:05.8	0.0	1
Sector Time:		2:25.9	+2.7	2													2:29.4	+3.3	7
<b>2</b>	<b>59</b>	<b>MAO Zhongwu</b>	<b>CHN</b>				<b>24:22.1</b>				<b>+16.3</b>				<b>2</b>				
Cumulative Time:		3:25.8	+3.0	2	7:04.5	+7.3	2	9:26.3	+9.3	2	13:14.2	+16.3	2	15:40.9	+20.4	2	19:29.4	+18.9	2
Sector Time:		3:25.8	+3.0	2	3:38.7	+4.3	2	2:21.8	+2.0	4	3:47.9	+7.0	6	2:26.7	+5.3	5	3:48.5	+3.3	4
Cumulative Time:		21:56.0	+19.6	2													24:22.1	+16.3	2
Sector Time:		2:26.6	+3.4	3													2:26.1	0.0	1
<b>3</b>	<b>58</b>	<b>ZHENG Peng</b>	<b>CHN</b>				<b>24:24.5</b>				<b>+18.7</b>				<b>3</b>				
Cumulative Time:		3:39.9	+17.1	10	7:22.2	+25.0	6	9:42.2	+25.2	5	13:24.5	+26.6	4	15:45.9	+25.4	3	19:31.1	+20.6	3
Sector Time:		3:39.9	+17.1	10	3:42.3	+7.9	4	2:20.0	+0.2	2	3:42.3	+1.4	=2	2:21.4	0.0	=1	3:45.2	0.0	1
Cumulative Time:		21:58.0	+21.6	3													24:24.5	+18.7	3
Sector Time:		2:26.9	+3.7	4													2:26.5	+0.4	=3
<b>4</b>	<b>61</b>	<b>ROMELE Giuseppe</b>	<b>ITA</b>				<b>24:28.0</b>				<b>+22.2</b>				<b>4</b>				
Cumulative Time:		3:37.8	+15.0	8	7:23.9	+26.7	7	9:45.6	+28.6	6	13:29.8	+31.9	6	15:51.2	+30.7	5	19:38.6	+28.1	5
Sector Time:		3:37.8	+15.0	8	3:46.1	+11.7	7	2:21.7	+1.9	3	3:44.2	+3.3	4	2:21.4	0.0	=1	3:47.4	+2.2	3
Cumulative Time:		22:01.8	+25.4	4													24:28.0	+22.2	4
Sector Time:		2:23.2	0.0	1													2:26.2	+0.1	2
<b>5</b>	<b>60</b>	<b>WESTEMAIER RIBERA Cristian</b>	<b>BRA</b>				<b>24:31.1</b>				<b>+25.3</b>				<b>5</b>				
Cumulative Time:		3:31.6	+8.8	3	7:15.0	+17.8	4	9:40.1	+23.1	3	13:22.4	+24.5	3	15:48.1	+27.6	4	19:34.4	+23.9	4
Sector Time:		3:31.6	+8.8	3	3:43.4	+9.0	5	2:25.1	+5.3	5	3:42.3	+1.4	=2	2:25.7	+4.3	4	3:46.3	+1.1	2
Cumulative Time:		22:04.2	+27.8	5													24:31.1	+25.3	5
Sector Time:		2:29.8	+6.6	5													2:26.9	+0.8	5
<b>6</b>	<b>56</b>	<b>CAMERON Collin</b>	<b>CAN</b>				<b>24:43.2</b>				<b>+37.4</b>				<b>6</b>				
Cumulative Time:		3:33.6	+10.8	4	7:13.0	+15.8	3	9:41.9	+24.9	4	13:27.9	+30.0	5	15:54.9	+34.4	6	19:44.4	+33.9	6
Sector Time:		3:33.6	+10.8	4	3:39.4	+5.0	3	2:28.9	+9.1	7	3:46.0	+5.1	5	2:27.0	+5.6	6	3:49.5	+4.3	5
Cumulative Time:		22:16.7	+40.3	6													24:43.2	+37.4	6
Sector Time:		2:32.3	+9.1	6													2:26.5	+0.4	=3
<b>7</b>	<b>53</b>	<b>ZAPLOTINSKY Derek</b>	<b>CAN</b>				<b>25:14.8</b>				<b>+1:09.0</b>				<b>7</b>				
Cumulative Time:		3:36.8	+14.0	7	7:21.5	+24.3	5	9:51.8	+34.8	7	13:43.0	+45.1	7	16:17.3	+56.8	7	20:12.6	+1:02.1	7
Sector Time:		3:36.8	+14.0	7	3:44.7	+10.3	6	2:30.3	+10.5	8	3:51.2	+10.3	7	2:34.3	+12.9	10	3:55.3	+10.1	7
Cumulative Time:		22:45.5	+1:09.1	7													25:14.8	+1:09.0	7
Sector Time:		2:32.9	+9.7	7													2:29.3	+3.2	6
<b>8</b>	<b>54</b>	<b>KHAMITOV Yerbol</b>	<b>KAZ</b>				<b>25:27.4</b>				<b>+1:21.6</b>				<b>8</b>				
Cumulative Time:		3:35.6	+12.8	6	7:26.0	+28.8	9	9:54.1	+37.1	8	13:48.0	+50.1	8	16:18.4	+57.9	8	20:15.2	+1:04.7	8
Sector Time:		3:35.6	+12.8	6	3:50.4	+16.0	10	2:28.1	+8.3	6	3:53.9	+13.0	9	2:30.4	+9.0	7	3:56.8	+11.6	8
Cumulative Time:		22:52.1	+1:15.7	8													25:27.4	+1:21.6	8
Sector Time:		2:36.9	+13.7	8													2:35.3	+9.2	10
<b>9</b>	<b>51</b>	<b>SHIN Eui Hyun</b>	<b>KOR</b>				<b>25:36.6</b>				<b>+1:30.8</b>				<b>9</b>				
Cumulative Time:		3:39.6	+16.8	9	7:27.8	+30.6	10	9:58.2	+41.2	10	13:53.1	+55.2	9	16:25.0	+1:04.5	9	20:24.4	+1:13.9	9
Sector Time:		3:39.6	+16.8	9	3:48.2	+13.8	8	2:30.4	+10.6	9	3:54.9	+14.0	10	2:31.9	+10.5	8	3:59.4	+14.2	10
Cumulative Time:		23:02.0	+1:25.6	9													25:36.6	+1:30.8	9
Sector Time:		2:37.6	+14.4	10													2:34.6	+8.5	9
<b>10</b>	<b>50</b>	<b>BIGLIONE Michele</b>	<b>ITA</b>				<b>25:38.6</b>				<b>+1:32.8</b>				<b>10</b>				
Cumulative Time:		3:40.6	+17.8	11	7:30.0	+32.8	11	10:02.9	+45.9	11	13:56.5	+58.6	11	16:30.5	+1:10.0	10	20:28.7	+1:18.2	10
Sector Time:		3:40.6	+17.8	11	3:49.4	+15.0	9	2:32.9	+13.1	12	3:53.6	+12.7	8	2:34.0	+12.6	9	3:58.2	+13.0	9
Cumulative Time:		23:06.0	+1:29.6	10													25:38.6	+1:32.8	10
Sector Time:		2:37.3	+14.1	9													2:32.6	+6.5	8



WED 11 MAR 2026

Start Time 10:10

End Time 10:51

## Competition Analysis

Analisi della competizione

Rank	Bib	Name	NPC Code				Finish Time				Behind				Rank			
1.6km/9.1km		2.5km		4.1km		5.0km		6.6km		7.5km/10.0km								
Time Behind		Rk		Time Behind		Rk		Time Behind		Rk		Time Behind		Rk				
<b>11</b>	<b>52</b>	<b>CNOSSEN Daniel</b>	<b>USA</b>				<b>26:04.3</b>				<b>+1:58.5</b>				<b>11</b>			
Cumulative Time:	3:44.1	+21.3	12	7:36.4	+39.2	12	10:07.0	+50.0	12	14:06.3	+1:08.4	12	16:41.6	+1:21.1	12	20:45.8	+1:35.3	12
Sector Time:	3:44.1	+21.3	12	3:52.3	+17.9	12	2:30.6	+10.8	10	3:59.3	+18.4	12	2:35.3	+13.9	11	4:04.2	+19.0	12
Cumulative Time:	23:27.1	+1:50.7	12													26:04.3	+1:58.5	11
Sector Time:	2:41.3	+18.1	=11													2:37.2	+11.1	11
<b>12</b>	<b>55</b>	<b>LIU Mengtao</b>	<b>CHN</b>				<b>26:06.1</b>				<b>+2:00.3</b>				<b>12</b>			
Cumulative Time:	3:34.5	+11.7	5	7:25.3	+28.1	8	9:56.4	+39.4	9	13:56.1	+58.2	10	16:33.7	+1:13.2	11	20:39.6	+1:29.1	11
Sector Time:	3:34.5	+11.7	5	3:50.8	+16.4	11	2:31.1	+11.3	11	3:59.7	+18.8	13	2:37.6	+16.2	12	4:05.9	+20.7	14
Cumulative Time:	23:21.8	+1:45.4	11													26:06.1	+2:00.3	12
Sector Time:	2:42.2	+19.0	14													2:44.3	+18.2	17
<b>13</b>	<b>46</b>	<b>JEONG Jaeseok</b>	<b>KOR</b>				<b>26:31.8</b>				<b>+2:26.0</b>				<b>13</b>			
Cumulative Time:	3:59.3	+36.5	17	7:55.2	+58.0	15	10:31.3	+1:14.3	14	14:30.5	+1:32.6	14	17:09.4	+1:48.9	14	21:13.2	+2:02.7	13
Sector Time:	3:59.3	+36.5	17	3:55.9	+21.5	13	2:36.1	+16.3	13	3:59.2	+18.3	11	2:38.9	+17.5	=13	4:03.8	+18.6	11
Cumulative Time:	23:54.5	+2:18.1	13													26:31.8	+2:26.0	13
Sector Time:	2:41.3	+18.1	=11													2:37.3	+11.2	=12
<b>14</b>	<b>47</b>	<b>ROCHA Guilherme</b>	<b>BRA</b>				<b>26:34.3</b>				<b>+2:28.5</b>				<b>14</b>			
Cumulative Time:	3:48.7	+25.9	13	7:48.2	+51.0	13	10:25.0	+1:08.0	13	14:26.7	+1:28.8	13	17:05.6	+1:45.1	13	21:14.5	+2:04.0	14
Sector Time:	3:48.7	+25.9	13	3:59.5	+25.1	=15	2:36.8	+17.0	15	4:01.7	+20.8	14	2:38.9	+17.5	=13	4:08.9	+23.7	15
Cumulative Time:	23:57.0	+2:20.6	14													26:34.3	+2:28.5	14
Sector Time:	2:42.5	+19.3	15													2:37.3	+11.2	=12
<b>15</b>	<b>43</b>	<b>LULA Robelson</b>	<b>BRA</b>				<b>26:46.3</b>				<b>+2:40.5</b>				<b>15</b>			
Cumulative Time:	3:56.7	+33.9	16	7:56.2	+59.0	16	10:34.6	+1:17.6	16	14:39.1	+1:41.2	16	17:18.6	+1:58.1	15	21:24.3	+2:13.8	15
Sector Time:	3:56.7	+33.9	16	3:59.5	+25.1	=15	2:38.4	+18.6	17	4:04.5	+23.6	15	2:39.5	+18.1	16	4:05.7	+20.5	13
Cumulative Time:	24:05.8	+2:29.4	15													26:46.3	+2:40.5	15
Sector Time:	2:41.5	+18.3	13													2:40.5	+14.4	14
<b>16</b>	<b>44</b>	<b>FURUBERG Arnt Christian</b>	<b>SWE</b>				<b>26:59.4</b>				<b>+2:53.6</b>				<b>16</b>			
Cumulative Time:	3:50.7	+27.9	14	7:49.9	+52.7	14	10:32.4	+1:15.4	15	14:37.2	+1:39.3	15	17:19.8	+1:59.3	16	21:32.2	+2:21.7	16
Sector Time:	3:50.7	+27.9	14	3:59.2	+24.8	14	2:42.5	+22.7	19	4:04.8	+23.9	16	2:42.6	+21.2	18	4:12.4	+27.2	17
Cumulative Time:	24:16.7	+2:40.3	16													26:59.4	+2:53.6	16
Sector Time:	2:44.5	+21.3	18													2:42.7	+16.6	16
<b>17</b>	<b>48</b>	<b>PLEWA Krzysztof</b>	<b>POL</b>				<b>27:08.1</b>				<b>+3:02.3</b>				<b>17</b>			
Cumulative Time:	3:59.8	+37.0	=18	8:03.9	+1:06.7	17	10:41.3	+1:24.3	17	14:51.3	+1:53.4	17	17:31.5	+2:11.0	17	21:42.9	+2:32.4	17
Sector Time:	3:59.8	+37.0	=18	4:04.1	+29.7	17	2:37.4	+17.6	16	4:10.0	+29.1	17	2:40.2	+18.8	17	4:11.4	+26.2	16
Cumulative Time:	24:26.0	+2:49.6	17													27:08.1	+3:02.3	17
Sector Time:	2:43.1	+19.9	17													2:42.1	+16.0	15
<b>18</b>	<b>45</b>	<b>MINAMOTO Takaharu</b>	<b>JPN</b>				<b>27:32.6</b>				<b>+3:26.8</b>				<b>18</b>			
Cumulative Time:	3:54.8	+32.0	15	8:11.4	+1:14.2	19	10:48.0	+1:31.0	18	15:06.1	+2:08.2	18	17:45.3	+2:24.8	18	22:01.3	+2:50.8	18
Sector Time:	3:54.8	+32.0	15	4:16.6	+42.2	23	2:36.6	+16.8	14	4:18.1	+37.2	20	2:39.2	+17.8	15	4:16.0	+30.8	18
Cumulative Time:	24:43.9	+3:07.5	18													27:32.6	+3:26.8	18
Sector Time:	2:42.6	+19.4	16													2:48.7	+22.6	21
<b>19</b>	<b>41</b>	<b>USSOLTSEV Sergey</b>	<b>KAZ</b>				<b>27:50.2</b>				<b>+3:44.4</b>				<b>19</b>			
Cumulative Time:	4:05.7	+42.9	22	8:15.3	+1:18.1	21	10:57.3	+1:40.3	19	15:11.7	+2:13.8	19	17:54.7	+2:34.2	19	22:13.4	+3:02.9	19
Sector Time:	4:05.7	+42.9	22	4:09.6	+35.2	19	2:42.0	+22.2	18	4:14.4	+33.5	18	2:43.0	+21.6	19	4:18.7	+33.5	19
Cumulative Time:	25:03.0	+3:26.6	19													27:50.2	+3:44.4	19
Sector Time:	2:49.6	+26.4	19													2:47.2	+21.1	20
<b>20</b>	<b>33</b>	<b>MILN Dave</b>	<b>AUS</b>				<b>28:20.3</b>				<b>+4:14.5</b>				<b>20</b>			
Cumulative Time:	4:02.9	+40.1	20	8:15.8	+1:18.6	22	11:04.5	+1:47.5	21	15:23.6	+2:25.7	21	18:17.8	+2:57.3	21	22:43.3	+3:32.8	21
Sector Time:	4:02.9	+40.1	20	4:12.9	+38.5	20	2:48.7	+28.9	20	4:19.1	+38.2	21	2:54.2	+32.8	21	4:25.5	+40.3	21
Cumulative Time:	25:34.6	+3:58.2	20													28:20.3	+4:14.5	20
Sector Time:	2:51.3	+28.1	21													2:45.7	+19.6	18



WED 11 MAR 2026

Start Time 10:10

End Time 10:51

## Competition Analysis

Analisi della competizione

Rank	Bib	Name	NPC Code				Finish Time				Behind				Rank				
		1.6km/9.1km		2.5km		4.1km		5.0km		6.6km		7.5km/10.0km							
		Time Behind	Rk	Time Behind	Rk	Time Behind	Rk	Time Behind	Rk	Time Behind	Rk	Time Behind	Rk						
<b>21</b>	<b>40</b>	<b>BEREZIN Yuriy</b>	<b>KAZ</b>				<b>28:35.1</b>				<b>+4:29.3</b>				<b>21</b>				
Cumulative Time:		4:03.6	+40.8	21	8:09.1	+1:11.9	18	10:58.7	+1:41.7	20	15:14.4	+2:16.5	20	18:07.7	+2:47.2	20	22:40.3	+3:29.8	20
Sector Time:		4:03.6	+40.8	21	4:05.5	+31.1	18	2:49.6	+29.8	21	4:15.7	+34.8	19	2:53.3	+31.9	20	4:32.6	+47.4	23
Cumulative Time:		25:41.7	+4:05.3	21													28:35.1	+4:29.3	21
Sector Time:		3:01.4	+38.2	23													2:53.4	+27.3	23
<b>22</b>	<b>49</b>	<b>MORI Hiroaki</b>	<b>JPN</b>				<b>29:02.4</b>				<b>+4:56.6</b>				<b>22</b>				
Cumulative Time:		3:59.8	+37.0	=18	8:14.1	+1:16.9	20	11:07.0	+1:50.0	22	15:31.7	+2:33.8	22	18:30.7	+3:10.2	22	23:04.7	+3:54.2	22
Sector Time:		3:59.8	+37.0	=18	4:14.3	+39.9	21	2:52.9	+33.1	23	4:24.7	+43.8	23	2:59.0	+37.6	25	4:34.0	+48.8	25
Cumulative Time:		26:10.9	+4:34.5	23													29:02.4	+4:56.6	22
Sector Time:		3:06.2	+43.0	25													2:51.5	+25.4	22
<b>23</b>	<b>42</b>	<b>SPATOLA Giuseppe</b>	<b>ITA</b>				<b>29:03.2</b>				<b>+4:57.4</b>				<b>23</b>				
Cumulative Time:		4:18.6	+55.8	25	8:34.5	+1:37.3	25	11:31.9	+2:14.9	24	16:03.7	+3:05.8	24	19:00.7	+3:40.2	24	23:25.3	+4:14.8	24
Sector Time:		4:18.6	+55.8	25	4:15.9	+41.5	22	2:57.4	+37.6	25	4:31.8	+50.9	25	2:57.0	+35.6	24	4:24.6	+39.4	20
Cumulative Time:		26:16.5	+4:40.1	24													29:03.2	+4:57.4	23
Sector Time:		2:51.2	+28.0	20													2:46.7	+20.6	19
<b>24</b>	<b>39</b>	<b>LIMA Nicolas</b>	<b>ARG</b>				<b>29:04.3</b>				<b>+4:58.5</b>				<b>24</b>				
Cumulative Time:		4:09.1	+46.3	24	8:26.5	+1:29.3	23	11:17.9	+2:00.9	23	15:39.5	+2:41.6	23	18:35.7	+3:15.2	23	23:09.2	+3:58.7	23
Sector Time:		4:09.1	+46.3	24	4:17.4	+43.0	24	2:51.4	+31.6	22	4:21.6	+40.7	22	2:56.2	+34.8	23	4:33.5	+48.3	24
Cumulative Time:		26:07.9	+4:31.5	22													29:04.3	+4:58.5	24
Sector Time:		2:58.7	+35.5	22													2:56.4	+30.3	24
<b>25</b>	<b>37</b>	<b>KNEELAND Michael</b>	<b>USA</b>				<b>29:34.2</b>				<b>+5:28.4</b>				<b>25</b>				
Cumulative Time:		4:22.4	+59.6	27	8:46.7	+1:49.5	26	11:41.0	+2:24.0	25	16:06.0	+3:08.1	25	19:01.7	+3:41.2	25	23:28.7	+4:18.2	25
Sector Time:		4:22.4	+59.6	27	4:24.3	+49.9	25	2:54.3	+34.5	24	4:25.0	+44.1	24	2:55.7	+34.3	22	4:27.0	+41.8	22
Cumulative Time:		26:31.6	+4:55.2	25													29:34.2	+5:28.4	25
Sector Time:		3:02.9	+39.7	24													3:02.6	+36.5	27
<b>26</b>	<b>38</b>	<b>SAMMARELLI Leo</b>	<b>CAN</b>				<b>30:39.4</b>				<b>+6:33.6</b>				<b>26</b>				
Cumulative Time:		4:24.0	+1:01.2	28	8:50.2	+1:53.0	27	11:59.1	+2:42.1	27	16:31.6	+3:33.7	27	19:45.5	+4:25.0	27	24:24.8	+5:14.3	26
Sector Time:		4:24.0	+1:01.2	28	4:26.2	+51.8	27	3:08.9	+49.1	26	4:32.5	+51.6	26	3:13.9	+52.5	26	4:39.3	+54.1	26
Cumulative Time:		27:40.1	+6:03.7	26													30:39.4	+6:33.6	26
Sector Time:		3:15.3	+52.1	26													2:59.3	+33.2	25
<b>27</b>	<b>35</b>	<b>CHAVEZ David</b>	<b>ESA</b>				<b>30:56.1</b>				<b>+6:50.3</b>				<b>27</b>				
Cumulative Time:		4:09.0	+46.2	23	8:34.1	+1:36.9	24	11:46.5	+2:29.5	26	16:28.4	+3:30.5	26	19:44.9	+4:24.4	26	24:37.3	+5:26.8	27
Sector Time:		4:09.0	+46.2	23	4:25.1	+50.7	26	3:12.4	+52.6	27	4:41.9	+1:01.0	27	3:16.5	+55.1	28	4:52.4	+1:07.2	27
Cumulative Time:		27:56.7	+6:20.3	27													30:56.1	+6:50.3	27
Sector Time:		3:19.4	+56.2	28													2:59.4	+33.3	26
<b>28</b>	<b>34</b>	<b>LORENZO Omar Alejandro</b>	<b>ARG</b>				<b>32:17.2</b>				<b>+8:11.4</b>				<b>28</b>				
Cumulative Time:		4:41.2	+1:18.4	30	9:27.1	+2:29.9	29	12:40.9	+3:23.9	29	17:31.4	+4:33.5	28	20:46.4	+5:25.9	28	25:44.1	+6:33.6	28
Sector Time:		4:41.2	+1:18.4	30	4:45.9	+1:11.5	29	3:13.8	+54.0	28	4:50.5	+1:09.6	28	3:15.0	+53.6	27	4:57.7	+1:12.5	28
Cumulative Time:		29:01.1	+7:24.7	28													32:17.2	+8:11.4	28
Sector Time:		3:17.0	+53.8	27													3:16.1	+50.0	29
<b>29</b>	<b>36</b>	<b>DADIANI Temuri</b>	<b>GEO</b>				<b>33:05.7</b>				<b>+8:59.9</b>				<b>29</b>				
Cumulative Time:		4:21.8	+59.0	26	9:00.3	+2:03.1	28	12:29.4	+3:12.4	28	17:35.4	+4:37.5	29	21:15.5	+5:55.0	29	26:26.9	+7:16.4	29
Sector Time:		4:21.8	+59.0	26	4:38.5	+1:04.1	28	3:29.1	+1:09.3	31	5:06.0	+1:25.1	30	3:40.1	+1:18.7	31	5:11.4	+1:26.2	30
Cumulative Time:		29:51.7	+8:15.3	29													33:05.7	+8:59.9	29
Sector Time:		3:24.8	+1:01.6	29													3:14.0	+47.9	28
<b>30</b>	<b>32</b>	<b>ARIAS Jonathan</b>	<b>ESA</b>				<b>33:36.2</b>				<b>+9:30.4</b>				<b>30</b>				
Cumulative Time:		4:38.0	+1:15.2	29	9:34.7	+2:37.5	30	12:53.3	+3:36.3	30	18:00.0	+5:02.1	30	21:18.6	+5:58.1	30	26:34.6	+7:24.1	30
Sector Time:		4:38.0	+1:15.2	29	4:56.7	+1:22.3	31	3:18.6	+58.8	29	5:06.7	+1:25.8	31	3:18.6	+57.2	29	5:16.0	+1:30.8	31
Cumulative Time:		30:13.9	+8:37.5	30													33:36.2	+9:30.4	30
Sector Time:		3:39.3	+1:16.1	30													3:22.3	+56.2	31



## Competition Analysis

Analisi della competizione

Rank	Bib	Name	NPC Code			Finish Time			Behind	Rank									
		1.6km/9.1km	2.5km		4.1km		5.0km		6.6km		7.5km/10.0km								
		Time Behind	Rk	Time Behind	Rk	Time Behind	Rk	Time Behind	Rk	Time Behind	Rk								
<b>31</b>	<b>31</b>	<b>BRUMBY Matthew</b>	<b>AUS</b>			<b>34:15.5</b>			<b>+10:09.7</b>		<b>31</b>								
Cumulative Time:		4:53.6	+1:30.8	31	9:48.6	+2:51.4	31	13:12.8	+3:55.8	31	18:16.0	+5:18.1	31	21:54.9	+6:34.4	31	27:05.1	+7:54.6	31
Sector Time:		4:53.6	+1:30.8	31	4:55.0	+1:20.6	30	3:24.2	+1:04.4	30	5:03.2	+1:22.3	29	3:38.9	+1:17.5	30	5:10.2	+1:25.0	29
Cumulative Time:		30:54.2	+9:17.8	31													34:15.5	+10:09.7	31
Sector Time:		3:49.1	+1:25.9	31													3:21.3	+55.2	30

### Jury Decisions

#### Written Reprimand

**DADIANI Temuri**

**GEO** Equipment Rule 7.2.1.4 - out of contact with seat

#### Note:

All times in this output are "Factored Times".

#### Legend

= Equal sign indicates that two or more competitors share the same rank **Rk** Rank



WED 11 MAR 2026

Start Time 11:35

End Time 12:24

## Results

### Risultati

Rank	Bib	FIS Code	Name	NPC Code	Sport Class	%	5.0km Time	Rank	Real Time	Delta	Result	FIS Points
1	140	100730	TABOURET Karl	FRA	LW3	86	14:35.1	1	31:36.2		<b>27:10.7</b>	0.00
2	138	100838	SVIRYDZENKA Raman	BLR	LW4	97	14:54.4	2	28:29.7	+28.6	<b>27:38.4</b>	13.59
3	141	100033	ARENDZ Mark	CAN	LW6	90	14:59.6	3	31:05.9	+54.0	<b>27:59.3</b>	23.84
4	145	100435	KAWAYOKE Taiki	JPN	LW5/7	81	15:24.5	6	35:15.6	+1:42.4	<b>28:33.6</b>	40.67
5	142	100294	SKUPIEN Witold	POL	LW5/7	81	15:30.3	7	35:44.6	+2:11.4	<b>28:57.1</b>	52.20
6	136	100077	HAUGEN Kjartan	NOR	LW4	97	15:46.2	10	30:15.9	+2:14.8	<b>29:21.4</b>	64.12
7	139	100068	NITTA Yoshihiro	JPN	LW8	92	15:41.7	8	31:56.0	+2:23.5	<b>29:22.7</b>	64.76
8	133	100598	ALIMOV Nurlan	KAZ	LW6	90	15:23.9	5	32:41.5	+2:29.6	<b>29:25.4</b>	66.08
9	143	100497	WANG Chenyang	CHN	LW5/7	81	15:45.6	9	37:02.6	+3:29.4	<b>30:00.3</b>	83.20
10	135	101092	KOBAL Vladislav	KAZ	LW8	92	15:54.7	11	32:44.9	+3:12.4	<b>30:07.7</b>	86.83
11	134	100710	WEIDNER Maximilian	GER	LW8	92	16:10.4	12	33:14.4	+3:41.9	<b>30:34.8</b>	100.13
12	132	101009	BERRY Jack	USA	LW4	97	16:36.6	13	32:46.0	+4:44.9	<b>31:47.0</b>	135.55
13	124	100936	SKODA Matej	CZE	LW8	92	16:56.6	14	34:54.9	+5:22.4	<b>32:07.3</b>	145.51
14	130	100071	SATO Keiichi	JPN	LW8	92	17:15.1	17	35:12.7	+5:40.2	<b>32:23.7</b>	153.55
15	122	101081	MELKONYAN Garik	ARM	LW6	90	17:35.2	20	36:42.4	+6:30.5	<b>33:02.2</b>	172.44
16	131	100945	EGGER-RIEDMUELLER Stefan	AUT	LW4	97	17:10.5	16	34:17.8	+6:16.7	<b>33:16.1</b>	179.26
17	137	100706	HUANG Lingxin	CHN	LW5/7	81	17:15.7	18	41:04.9	+7:31.7	<b>33:16.6</b>	179.51
18	127	100957	da SILVA Wellington	BRA	LW8	92	17:19.1	19	36:13.8	+6:41.3	<b>33:19.9</b>	181.12
19	128	100318	IWAMOTO Keigo	JPN	LW3	86	17:07.0	15	38:52.6	+7:16.4	<b>33:26.0</b>	184.12
20	129	100687	YUAN Mingshou	CHN	LW5/7	81	17:46.4	21	42:19.4	+8:46.2	<b>34:16.9</b>	209.09
21	126	100267	BATMUNKH Ganbold	MGL	LW6	90	18:02.3	22	38:32.0	+8:20.1	<b>34:40.8</b>	220.81
22	125	100635	TSEGMID Dashdorj	MGL	LW8	92	18:09.3	23	37:50.6	+8:18.1	<b>34:49.0</b>	224.84
23	123	100885	DAL PASTRO Mattia	ITA	LW6	90	18:53.1	24	38:48.5	+8:36.6	<b>34:55.7</b>	228.12

#### Did Not Finish (DNF)

	121	100937	MOTEJZIK Miroslav	CZE	LW4	97						
	144	100848	MARBURGER Sebastian	GER	LW2	92						

#### Jury Decisions

##### Written Reprimand

TABOURET Karl

FRA

12343.5 - Wrong means of identification

#### Jury Information

FIS Technical Delegate	AALBERG John (CAN)
FIS Assistant Technical Delegate	KALVEDAL Ingela (SWE)
FIS Race Director	ZIPFEL Georg (FIS)
Chief of Competition	ROSA Anna (ITA)
FIS Jury Member	VELECHSHUK Alexandr (GER)
FIS Adaptive Equipment Controller (Classification) – Non-voting	SANDWICK Sue (FIS)
FIS Equipment Controller – Non-voting	ENNEMOSER Lukas (FIS)

#### Course Information

Course name	Standing CC 2.5km
Height Difference (HD)	45m
Maximum Climb (MC)	20m
Total Climb (TC)	75m
Length of Lap	2610m
Number of Laps	4

Weather	Snow Condition	Temperature		Athletes/NPCs						
		Air	Snow	Entries	Ranked	DNF	DSQ	DNS	NPS	DQB
Overcast	Spring conditions	8.6°C	0.0°C	25/16	23/16	2/2	0/0	0/0	0/0	0/0

#### Note:

All times except 'Real Time' are calculated times. Result (calculated time) is the real time multiplied by the athlete's percentage.

Delta – is the time (in real time) the skier would have to ski faster in order to tie the winners result (in calculated time).

#### Legend:

**DNF** Did not Finish

**DNS** Did not Start

**DQB** Disqualified for unsportsmanlike behaviour

**DSQ** Disqualified

**NPS** Not Permitted to Start



WED 11 MAR 2026

Start Time 11:35

End Time 12:24

## Competition Analysis

Analisi della competizione

Rank	Bib	Name	NPC Code				Finish Time				Behind	Rank						
		1.2km/8.7km		2.5km		3.7km		5.0km		6.2km		7.5km/10.0km						
		Time Behind	Rk	Time Behind	Rk	Time Behind	Rk	Time Behind	Rk	Time Behind	Rk	Time Behind	Rk					
<b>1</b>	<b>140</b>	<b>TABOURET Karl</b>	<b>FRA</b>				<b>27:10.7</b>				<b>0.0</b>	<b>1</b>						
Cumulative Time:	4:54.3	0.0	1	7:42.6	0.0	1	11:47.5	0.0	1	14:35.1	0.0	1	18:36.2	0.0	1	21:25.4	0.0	1
Sector Time:	4:54.3	0.0	1	2:48.3	0.0	1	4:04.9	+0.3	2	2:47.6	0.0	1	4:01.1	0.0	1	2:49.2	0.0	1
Cumulative Time:	25:33.5	0.0	1													27:10.7	0.0	1
Sector Time:	4:08.1	+6.1	2													1:37.2	+5.9	6
<b>2</b>	<b>138</b>	<b>SVIRYDZENKA Raman</b>	<b>BLR</b>				<b>27:38.4</b>				<b>+27.7</b>	<b>2</b>						
Cumulative Time:	5:08.2	+13.9	5	7:59.9	+17.3	4	12:04.5	+17.0	3	14:54.4	+19.3	2	19:05.9	+29.7	2	22:00.8	+35.4	2
Sector Time:	5:08.2	+13.9	5	2:51.7	+3.4	4	4:04.6	0.0	1	2:49.9	+2.3	2	4:11.5	+10.4	3	2:54.9	+5.7	3
Cumulative Time:	26:02.8	+29.3	2													27:38.4	+27.7	2
Sector Time:	4:02.0	0.0	1													1:35.6	+4.3	3
<b>3</b>	<b>141</b>	<b>ARENDZ Mark</b>	<b>CAN</b>				<b>27:59.3</b>				<b>+48.6</b>	<b>3</b>						
Cumulative Time:	5:06.4	+12.1	4	7:55.8	+13.2	3	12:08.4	+20.9	4	14:59.6	+24.5	3	19:17.8	+41.6	3	22:08.6	+43.2	3
Sector Time:	5:06.4	+12.1	4	2:49.4	+1.1	2	4:12.6	+8.0	5	2:51.2	+3.6	3	4:18.2	+17.1	4	2:50.8	+1.6	2
Cumulative Time:	26:26.7	+53.2	3													27:59.3	+48.6	3
Sector Time:	4:18.1	+16.1	4													1:32.6	+1.3	2
<b>4</b>	<b>145</b>	<b>KAWAYOKE Taiki</b>	<b>JPN</b>				<b>28:33.6</b>				<b>+1:22.9</b>	<b>4</b>						
Cumulative Time:	5:02.1	+7.8	2	8:04.0	+21.4	5	12:17.2	+29.7	5	15:24.5	+49.4	6	19:35.1	+58.9	4	22:35.4	+1:10.0	4
Sector Time:	5:02.1	+7.8	2	3:01.9	+13.6	12	4:13.2	+8.6	6	3:07.3	+19.7	11	4:10.6	+9.5	2	3:00.3	+11.1	5
Cumulative Time:	26:53.4	+1:19.9	4													28:33.6	+1:22.9	4
Sector Time:	4:18.0	+16.0	3													1:40.2	+8.9	8
<b>5</b>	<b>142</b>	<b>SKUPIEN Witold</b>	<b>POL</b>				<b>28:57.1</b>				<b>+1:46.4</b>	<b>5</b>						
Cumulative Time:	5:22.2	+27.9	9	8:14.8	+32.2	7	12:31.0	+43.5	7	15:30.3	+55.2	7	19:56.5	+1:20.3	6	22:58.9	+1:33.5	5
Sector Time:	5:22.2	+27.9	9	2:52.6	+4.3	6	4:16.2	+11.6	7	2:59.3	+11.7	7	4:26.2	+25.1	7	3:02.4	+13.2	7
Cumulative Time:	27:25.8	+1:52.3	5													28:57.1	+1:46.4	5
Sector Time:	4:26.9	+24.9	5													1:31.3	0.0	1
<b>6</b>	<b>136</b>	<b>HAUGEN Kjartan</b>	<b>NOR</b>				<b>29:21.4</b>				<b>+2:10.7</b>	<b>6</b>						
Cumulative Time:	5:36.7	+42.4	13	8:29.6	+47.0	11	12:51.4	+1:03.9	10	15:46.2	+1:11.1	10	20:11.7	+1:35.5	8	23:09.0	+1:43.6	7
Sector Time:	5:36.7	+42.4	13	2:52.9	+4.6	7	4:21.8	+17.2	10	2:54.8	+7.2	4	4:25.5	+24.4	6	2:57.3	+8.1	4
Cumulative Time:	27:44.8	+2:11.3	8													29:21.4	+2:10.7	6
Sector Time:	4:35.8	+33.8	7													1:36.6	+5.3	4
<b>7</b>	<b>139</b>	<b>NITTA Yoshihiro</b>	<b>JPN</b>				<b>29:22.7</b>				<b>+2:12.0</b>	<b>7</b>						
Cumulative Time:	5:19.2	+24.9	7	8:19.8	+37.2	9	12:40.1	+52.6	9	15:41.7	+1:06.6	8	20:08.5	+1:32.3	7	23:11.5	+1:46.1	8
Sector Time:	5:19.2	+24.9	7	3:00.6	+12.3	10	4:20.3	+15.7	8	3:01.6	+14.0	8	4:26.8	+25.7	8	3:03.0	+13.8	8
Cumulative Time:	27:41.7	+2:08.2	7													29:22.7	+2:12.0	7
Sector Time:	4:30.2	+28.2	6													1:41.0	+9.7	9
<b>8</b>	<b>133</b>	<b>ALIMOV Nurlan</b>	<b>KAZ</b>				<b>29:25.4</b>				<b>+2:14.7</b>	<b>8</b>						
Cumulative Time:	5:14.0	+19.7	6	8:12.3	+29.7	6	12:19.5	+32.0	6	15:23.9	+48.8	5	19:48.8	+1:12.6	5	23:02.8	+1:37.4	6
Sector Time:	5:14.0	+19.7	6	2:58.3	+10.0	8	4:07.2	+2.6	3	3:04.4	+16.8	9	4:24.9	+23.8	5	3:14.0	+24.8	12
Cumulative Time:	27:40.0	+2:06.5	6													29:25.4	+2:14.7	8
Sector Time:	4:37.2	+35.2	8													1:45.4	+14.1	14
<b>9</b>	<b>143</b>	<b>WANG Chenyang</b>	<b>CHN</b>				<b>30:00.3</b>				<b>+2:49.6</b>	<b>9</b>						
Cumulative Time:	5:19.5	+25.2	8	8:18.4	+35.8	8	12:39.5	+52.0	8	15:45.6	+1:10.5	9	20:21.7	+1:45.5	9	23:23.9	+1:58.5	9
Sector Time:	5:19.5	+25.2	8	2:58.9	+10.6	9	4:21.1	+16.5	9	3:06.1	+18.5	10	4:36.1	+35.0	9	3:02.2	+13.0	6
Cumulative Time:	28:18.6	+2:45.1	9													30:00.3	+2:49.6	9
Sector Time:	4:54.7	+52.7	11													1:41.7	+10.4	11
<b>10</b>	<b>135</b>	<b>KOBAL Vladislav</b>	<b>KAZ</b>				<b>30:07.7</b>				<b>+2:57.0</b>	<b>10</b>						
Cumulative Time:	5:32.3	+38.0	11	8:24.5	+41.9	10	12:57.3	+1:09.8	11	15:54.7	+1:19.6	11	20:42.2	+2:06.0	10	23:45.7	+2:20.3	10
Sector Time:	5:32.3	+38.0	11	2:52.2	+3.9	5	4:32.8	+28.2	12	2:57.4	+9.8	5	4:47.5	+46.4	11	3:03.5	+14.3	9
Cumulative Time:	28:30.6	+2:57.1	10													30:07.7	+2:57.0	10
Sector Time:	4:44.9	+42.9	10													1:37.1	+5.8	5



WED 11 MAR 2026

Start Time 11:35

End Time 12:24

## Competition Analysis

Analisi della competizione

Rank	Bib	Name	NPC Code				Finish Time				Behind				Rank			
		1.2km/8.7km		2.5km		3.7km		5.0km		6.2km		7.5km/10.0km						
		Time Behind	Rk	Time Behind	Rk	Time Behind	Rk	Time Behind	Rk	Time Behind	Rk	Time Behind	Rk					
<b>11</b>	<b>134</b>	<b>WEIDNER Maximilian</b>	<b>GER</b>				<b>30:34.8</b>				<b>+3:24.1</b>				<b>11</b>			
Cumulative Time:	5:24.6	+30.3	10	8:30.6	+48.0	12	13:03.0	+1:15.5	12	16:10.4	+1:35.3	12	20:50.4	+2:14.2	11	24:03.8	+2:38.4	11
Sector Time:	5:24.6	+30.3	10	3:06.0	+17.7	14	4:32.4	+27.8	11	3:07.4	+19.8	12	4:40.0	+38.9	10	3:13.4	+24.2	10
Cumulative Time:	28:48.1	+3:14.6	11													30:34.8	+3:24.1	11
Sector Time:	4:44.3	+42.3	9													1:46.7	+15.4	17
<b>12</b>	<b>132</b>	<b>BERRY Jack</b>	<b>USA</b>				<b>31:47.0</b>				<b>+4:36.3</b>				<b>12</b>			
Cumulative Time:	5:32.5	+38.2	12	8:34.0	+51.4	13	13:28.1	+1:40.6	13	16:36.6	+2:01.5	13	21:43.3	+3:07.1	12	24:56.8	+3:31.4	12
Sector Time:	5:32.5	+38.2	12	3:01.5	+13.2	11	4:54.1	+49.5	13	3:08.5	+20.9	14	5:06.7	+1:05.6	14	3:13.5	+24.3	11
Cumulative Time:	30:01.7	+4:28.2	12													31:47.0	+4:36.3	12
Sector Time:	5:04.9	+1:02.9	14													1:45.3	+14.0	13
<b>13</b>	<b>124</b>	<b>SKODA Matej</b>	<b>CZE</b>				<b>32:07.3</b>				<b>+4:56.6</b>				<b>13</b>			
Cumulative Time:	5:49.5	+55.2	19	8:51.7	+1:09.1	16	13:48.3	+2:00.8	14	16:56.6	+2:21.5	14	22:07.2	+3:31.0	13	25:22.8	+3:57.4	13
Sector Time:	5:49.5	+55.2	19	3:02.2	+13.9	13	4:56.6	+52.0	15	3:08.3	+20.7	13	5:10.6	+1:09.5	15	3:15.6	+26.4	13
Cumulative Time:	30:27.6	+4:54.1	13													32:07.3	+4:56.6	13
Sector Time:	5:04.8	+1:02.8	13													1:39.7	+8.4	7
<b>14</b>	<b>130</b>	<b>SATO Keiichi</b>	<b>JPN</b>				<b>32:23.7</b>				<b>+5:13.0</b>				<b>14</b>			
Cumulative Time:	5:45.6	+51.3	16	8:58.2	+1:15.6	18	13:55.1	+2:07.6	17	17:15.1	+2:40.0	17	22:13.2	+3:37.0	14	25:33.6	+4:08.2	14
Sector Time:	5:45.6	+51.3	16	3:12.6	+24.3	19	4:56.9	+52.3	16	3:20.0	+32.4	20	4:58.1	+57.0	12	3:20.4	+31.2	15
Cumulative Time:	30:38.2	+5:04.7	14													32:23.7	+5:13.0	14
Sector Time:	5:04.6	+1:02.6	12													1:45.5	+14.2	15
<b>15</b>	<b>122</b>	<b>MELKONYAN Garik</b>	<b>ARM</b>				<b>33:02.2</b>				<b>+5:51.5</b>				<b>15</b>			
Cumulative Time:	5:59.7	+1:05.4	21	9:16.5	+1:33.9	22	14:15.8	+2:28.3	21	17:35.2	+3:00.1	20	22:36.2	+4:00.0	17	25:57.5	+4:32.1	15
Sector Time:	5:59.7	+1:05.4	21	3:16.8	+28.5	21	4:59.3	+54.7	17	3:19.4	+31.8	19	5:01.0	+59.9	13	3:21.3	+32.1	16
Cumulative Time:	31:15.7	+5:42.2	15													33:02.2	+5:51.5	15
Sector Time:	5:18.2	+1:16.2	15													1:46.5	+15.2	16
<b>16</b>	<b>131</b>	<b>EGGER-RIEDMUELLER Stefan</b>	<b>AUT</b>				<b>33:16.1</b>				<b>+6:05.4</b>				<b>16</b>			
Cumulative Time:	5:41.5	+47.2	14	8:48.7	+1:06.1	15	13:57.5	+2:10.0	18	17:10.5	+2:35.4	16	22:45.0	+4:08.8	19	26:08.6	+4:43.2	18
Sector Time:	5:41.5	+47.2	14	3:07.2	+18.9	16	5:08.8	+1:04.2	22	3:13.0	+25.4	15	5:34.5	+1:33.4	21	3:23.6	+34.4	17
Cumulative Time:	31:30.9	+5:57.4	17													33:16.1	+6:05.4	16
Sector Time:	5:22.3	+1:20.3	16													1:45.2	+13.9	12
<b>17</b>	<b>137</b>	<b>HUANG Lingxin</b>	<b>CHN</b>				<b>33:16.6</b>				<b>+6:05.9</b>				<b>17</b>			
Cumulative Time:	5:46.2	+51.9	17	8:53.9	+1:11.3	17	13:53.4	+2:05.9	16	17:15.7	+2:40.6	18	22:34.4	+3:58.2	16	25:59.3	+4:33.9	16
Sector Time:	5:46.2	+51.9	17	3:07.7	+19.4	17	4:59.5	+54.9	18	3:22.3	+34.7	21	5:18.7	+1:17.6	16	3:24.9	+35.7	18
Cumulative Time:	31:24.9	+5:51.4	16													33:16.6	+6:05.9	17
Sector Time:	5:25.6	+1:23.6	18													1:51.7	+20.4	22
<b>18</b>	<b>127</b>	<b>da SILVA Wellington</b>	<b>BRA</b>				<b>33:19.9</b>				<b>+6:09.2</b>				<b>18</b>			
Cumulative Time:	5:55.6	+1:01.3	20	9:06.3	+1:23.7	19	14:02.8	+2:15.3	19	17:19.1	+2:44.0	19	22:43.4	+4:07.2	18	26:15.9	+4:50.5	19
Sector Time:	5:55.6	+1:01.3	20	3:10.7	+22.4	18	4:56.5	+51.9	14	3:16.3	+28.7	17	5:24.3	+1:23.2	19	3:32.5	+43.3	20
Cumulative Time:	31:38.3	+6:04.8	19													33:19.9	+6:09.2	18
Sector Time:	5:22.4	+1:20.4	17													1:41.6	+10.3	10
<b>19</b>	<b>128</b>	<b>IWAMOTO Keigo</b>	<b>JPN</b>				<b>33:26.0</b>				<b>+6:15.3</b>				<b>19</b>			
Cumulative Time:	5:41.7	+47.4	15	8:48.6	+1:06.0	14	13:48.3	+2:00.8	14	17:07.0	+2:31.9	15	22:31.1	+3:54.9	15	25:59.5	+4:34.1	17
Sector Time:	5:41.7	+47.4	15	3:06.9	+18.6	15	4:59.7	+55.1	19	3:18.7	+31.1	18	5:24.1	+1:23.0	18	3:28.4	+39.2	19
Cumulative Time:	31:35.3	+6:01.8	18													33:26.0	+6:15.3	19
Sector Time:	5:35.8	+1:33.8	23													1:50.7	+19.4	20
<b>20</b>	<b>129</b>	<b>YUAN Mingshou</b>	<b>CHN</b>				<b>34:16.9</b>				<b>+7:06.2</b>				<b>20</b>			
Cumulative Time:	6:00.0	+1:05.7	22	9:13.2	+1:30.6	21	14:15.2	+2:27.7	20	17:46.4	+3:11.3	21	23:07.2	+4:31.0	20	26:44.6	+5:19.2	20
Sector Time:	6:00.0	+1:05.7	22	3:13.2	+24.9	20	5:02.0	+57.4	20	3:31.2	+43.6	22	5:20.8	+1:19.7	17	3:37.4	+48.2	22
Cumulative Time:	32:17.2	+6:43.7	20													34:16.9	+7:06.2	20
Sector Time:	5:32.6	+1:30.6	22													1:59.7	+28.4	23



WED 11 MAR 2026

Start Time 11:35

End Time 12:24

## Competition Analysis

Analisi della competizione

Rank	Bib	Name	NPC Code				Finish Time				Behind				Rank				
		1.2km/8.7km		2.5km		3.7km		5.0km		6.2km		7.5km/10.0km							
		Time Behind	Rk	Time Behind	Rk	Time Behind	Rk	Time Behind	Rk	Time Behind	Rk	Time Behind	Rk						
<b>21</b>	<b>126</b>	<b>BATMUNKH Ganbold</b>	<b>MGL</b>				<b>34:40.8</b>				<b>+7:30.1</b>				<b>21</b>				
Cumulative Time:		5:48.6	+54.3	18	9:07.5	+1:24.9	20	14:21.8	+2:34.3	22	18:02.3	+3:27.2	22	23:38.0	+5:01.8	21	27:18.9	+5:53.5	21
Sector Time:		5:48.6	+54.3	18	3:18.9	+30.6	22	5:14.3	+1:09.7	23	3:40.5	+52.9	24	5:35.7	+1:34.6	22	3:40.9	+51.7	23
Cumulative Time:		32:50.1	+7:16.6	21													34:40.8	+7:30.1	21
Sector Time:		5:31.2	+1:29.2	20													1:50.7	+19.4	=20
<b>22</b>	<b>125</b>	<b>TSEGMID Dashdorj</b>	<b>MGL</b>				<b>34:49.0</b>				<b>+7:38.3</b>				<b>22</b>				
Cumulative Time:		6:20.1	+1:25.8	24	9:44.8	+2:02.2	24	14:53.4	+3:05.9	23	18:09.3	+3:34.2	23	23:55.2	+5:19.0	22	27:29.2	+6:03.8	22
Sector Time:		6:20.1	+1:25.8	24	3:24.7	+36.4	23	5:08.6	+1:04.0	21	3:15.9	+28.3	16	5:45.9	+1:44.8	23	3:34.0	+44.8	21
Cumulative Time:		33:00.5	+7:27.0	22													34:49.0	+7:38.3	22
Sector Time:		5:31.3	+1:29.3	21													1:48.5	+17.2	19
<b>23</b>	<b>123</b>	<b>DAL PASTRO Mattia</b>	<b>ITA</b>				<b>34:55.7</b>				<b>+7:45.0</b>				<b>23</b>				
Cumulative Time:		6:16.1	+1:21.8	23	9:41.0	+1:58.4	23	15:21.7	+3:34.2	24	18:53.1	+4:18.0	24	24:22.8	+5:46.6	23	27:42.8	+6:17.4	23
Sector Time:		6:16.1	+1:21.8	23	3:24.9	+36.6	24	5:40.7	+1:36.1	24	3:31.4	+43.8	23	5:29.7	+1:28.6	20	3:20.0	+30.8	14
Cumulative Time:		33:08.9	+7:35.4	23													34:55.7	+7:45.0	23
Sector Time:		5:26.1	+1:24.1	19													1:46.8	+15.5	18

### Did Not Finish (DNF)

<b>121</b>	<b>MOTEJZIK Miroslav</b>	<b>CZE</b>										
Cumulative Time:	6:47.8	+1:53.5	25	10:44.6	+3:02.0	25						
Sector Time:	6:47.8	+1:53.5	25	3:56.8	+1:08.5	25						
Cumulative Time:												
Sector Time:												
<b>144</b>	<b>MARBURGER Sebastian</b>	<b>GER</b>										
Cumulative Time:	5:02.6	+8.3	3	7:54.2	+11.6	2	12:03.6	+16.1	2	15:02.5	+27.4	4
Sector Time:	5:02.6	+8.3	3	2:51.6	+3.3	3	4:09.4	+4.8	4	2:58.9	+11.3	6
Cumulative Time:												
Sector Time:												

### Jury Decisions

<b>Written Reprimand</b>		
<b>TABOURET Karl</b>	<b>FRA</b>	12343.5 - Wrong means of identification

<b>Note:</b> All times in this output are "Factored Times".
<b>Legend</b> = Equal sign indicates that two or more competitors share the same rank <b>Rk</b> Rank



WED 11 MAR 2026

Start Time 12:55

End Time 13:37

## Results

### Risultati

Rank	Bib	FIS Code	Name	NPC Code	Sport Class	%	5.0km Time Rank	Real Time	Delta	Result	FIS Points
1	236	100274 101033	<b>ADICOFF Jake</b> Guide: GOBLE Reid	USA	NS3	100	14:34.1 1	28:03.6		<b>28:03.6</b>	0.00
2	232	100353 100744	<b>INOLA Inkki</b> Guide: INKILA Reetu	FIN	NS3	100	16:14.5 5	29:52.3	+1:48.7	<b>29:52.3</b>	51.65
3	235	100116 101110	<b>MODIN Zebastian</b> Guide: TALSI Emil	SWE	NS1	88	16:04.3 4	34:14.4	+2:21.2	<b>30:07.9</b>	59.06
4	234	100679 100963	<b>YU Shuang</b> Guide: SHANG Jincai	CHN	NS3	100	15:37.6 2	30:08.5	+2:04.9	<b>30:08.5</b>	59.35
5	231	100366 100723	<b>SUIARKO Dmytro</b> Guide: NIKONOVYCH Oleksandr	UKR	NS3	100	16:00.3 3	30:17.7	+2:14.1	<b>30:17.7</b>	63.72
6	233	100502 100864	<b>OXAAL Thomas</b> Guide: LERVIK Geir	NOR	NS3	100	16:39.3 6	31:05.6	+3:02.0	<b>31:05.6</b>	86.48
7	228	100461 100578	<b>GARBOWSKI Piotr</b> Guide: TWARDOWSKI Jakub	POL	NS3	100	16:46.0 7	31:36.0	+3:32.4	<b>31:36.0</b>	100.93
8	230	100923 101040	<b>BOLD Theo</b> Guide: SCHULER Adrian	GER	NS3	100	17:02.2 8	31:41.6	+3:38.0	<b>31:41.6</b>	103.59
9	229	100719 101014	<b>KRAVCHUK Ihor</b> Guide: DOTSENKO Andriy	UKR	NS3	100	17:21.6 9	32:32.2	+4:28.6	<b>32:32.2</b>	127.63
10	227	100972 101005	<b>LYKKEN Endre</b> Guide: OEVREBOE Lars	NOR	NS3	100	17:48.3 10	32:56.1	+4:52.5	<b>32:56.1</b>	138.99
11	226	100563 100731	<b>BACHINSKY Jesse</b> Guide: NADLERSMITH Levi	CAN	NS1	88	18:17.3 11	38:59.8	+7:06.6	<b>34:19.0</b>	178.38
12	224	100841 101209	<b>LARIVIERE Logan</b> Guide: HUTTON Joseph	CAN	NS3	100	19:19.8 12	36:32.3	+8:28.7	<b>36:32.3</b>	241.72
13	223	100784 101006	<b>NELSON Max</b> Guide: SCHATZLEIN Gus	USA	NS3	100	19:24.8 13	37:09.2	+9:05.6	<b>37:09.2</b>	259.25
14	222	100856 100961	<b>KIM Minyeong</b> Guide: BYEON Juyeong	KOR	NS3	100	20:30.6 14	37:24.7	+9:21.1	<b>37:24.7</b>	266.62
15	221	100615 101044	<b>LAJTMAN Alex</b> Guide: HAVRAN Marko	SVK	NS3	100	21:20.2 15	40:09.8	+12:06.2	<b>40:09.8</b>	345.07

#### Did Not Start (DNS)

	225	100759 100436	<b>ARIYASU Ryohei</b> Guide: FUJITA Yuhei	JPN	NS3	100					
--	-----	------------------	--	-----	-----	-----	--	--	--	--	--

#### Jury Information

FIS Technical Delegate	AALBERG John (CAN)
FIS Assistant Technical Delegate	KALVEDAL Ingela (SWE)
FIS Race Director	ZIPFEL Georg (FIS)
Chief of Competition	ROSA Anna (ITA)
FIS Jury Member	VELECHSHUK Alexandr (GER)
FIS Adaptive Equipment Controller (Classification) – Non-voting	SANDWICK Sue (FIS)
FIS Equipment Controller – Non-voting	ENNEMOSER Lukas (FIS)

#### Course Information

Course name	Standing CC 2.5km
Height Difference (HD)	45m
Maximum Climb (MC)	20m
Total Climb (TC)	75m
Length of Lap	2610m
Number of Laps	4



WED 11 MAR 2026

Start Time 12:55

End Time 13:37

## Results

Risultati

Weather	Snow Condition	Temperature		Athletes/NPCs						
		Air	Snow	Entries	Ranked	DNF	DSQ	DNS	NPS	DQB
Overcast	Spring conditions	8.3°C	0.0°C	16/12	15/11	0/0	0/0	1/1	0/0	0/0

**Note:**

All times except 'Real Time' are calculated times. Result (calculated time) is the real time multiplied by the athlete's percentage.

Delta – is the time (in real time) the skier would have to ski faster in order to tie the winners result (in calculated time).

**Legend:**

**DNF** Did not Finish

**DNS** Did not Start

**DQB** Disqualified for unsportsmanlike behaviour

**DSQ** Disqualified

**NPS** Not Permitted to Start



WED 11 MAR 2026

Start Time 12:55

End Time 13:37

## Competition Analysis

Analisi della competizione

Rank	Bib	Name	NPC Code				Finish Time				Behind				Rank				
		1.2km/8.7km		2.5km		3.7km		5.0km		6.2km		7.5km/10.0km							
		Time Behind	Rk	Time Behind	Rk	Time Behind	Rk	Time Behind	Rk	Time Behind	Rk	Time Behind	Rk						
<b>1</b>	<b>236</b>	<b>ADICOFF Jake</b>	<b>USA</b>				<b>28:03.6</b>				<b>0.0</b>				<b>1</b>				
Cumulative Time:		4:52.6	0.0	1	7:45.0	0.0	1	11:43.0	0.0	1	14:34.1	0.0	1	18:53.9	0.0	1	21:51.9	0.0	1
Sector Time:		4:52.6	0.0	1	2:52.4	+6.1	2	3:58.0	0.0	1	2:51.1	0.0	1	4:19.8	0.0	1	2:58.0	+0.6	2
Cumulative Time:		26:19.4	0.0	1													28:03.6	0.0	1
Sector Time:		4:27.5	+21.4	2													1:44.2	+9.1	9
<b>2</b>	<b>232</b>	<b>INOLA Inkki</b>	<b>FIN</b>				<b>29:52.3</b>				<b>+1:48.7</b>				<b>2</b>				
Cumulative Time:		5:38.0	+45.4	5	8:37.0	+52.0	5	13:08.0	+1:25.0	4	16:14.5	+1:40.4	5	20:54.1	+2:00.2	5	24:03.2	+2:11.3	5
Sector Time:		5:38.0	+45.4	5	2:59.0	+12.7	6	4:31.0	+33.0	2	3:06.5	+15.4	6	4:39.6	+19.8	2	3:09.1	+11.7	7
Cumulative Time:		28:09.3	+1:49.9	2													29:52.3	+1:48.7	2
Sector Time:		4:06.1	0.0	1													1:43.0	+7.9	8
<b>3</b>	<b>235</b>	<b>MODIN Zebastian</b>	<b>SWE</b>				<b>30:07.9</b>				<b>+2:04.3</b>				<b>3</b>				
Cumulative Time:		5:36.2	+43.6	4	8:30.0	+45.0	4	13:10.5	+1:27.5	5	16:04.3	+1:30.2	4	20:52.4	+1:58.5	4	23:49.8	+1:57.9	3
Sector Time:		5:36.2	+43.6	4	2:53.8	+7.5	3	4:40.5	+42.5	5	2:53.8	+2.7	2	4:48.1	+28.3	5	2:57.4	0.0	1
Cumulative Time:		28:32.8	+2:13.4	4													30:07.9	+2:04.3	3
Sector Time:		4:43.0	+36.9	4													1:35.1	0.0	1
<b>4</b>	<b>234</b>	<b>YU Shuang</b>	<b>CHN</b>				<b>30:08.5</b>				<b>+2:04.9</b>				<b>4</b>				
Cumulative Time:		5:20.1	+27.5	2	8:06.4	+21.4	2	12:40.6	+57.6	2	15:37.6	+1:03.5	2	20:21.6	+1:27.7	2	23:36.6	+1:44.7	2
Sector Time:		5:20.1	+27.5	2	2:46.3	0.0	1	4:34.2	+36.2	4	2:57.0	+5.9	3	4:44.0	+24.2	4	3:15.0	+17.6	9
Cumulative Time:		28:28.3	+2:08.9	3													30:08.5	+2:04.9	4
Sector Time:		4:51.7	+45.6	6													1:40.2	+5.1	3
<b>5</b>	<b>231</b>	<b>SUIARKO Dmytro</b>	<b>UKR</b>				<b>30:17.7</b>				<b>+2:14.1</b>				<b>5</b>				
Cumulative Time:		5:22.9	+30.3	3	8:19.0	+34.0	3	12:50.9	+1:07.9	3	16:00.3	+1:26.2	3	20:42.6	+1:48.7	3	23:59.0	+2:07.1	4
Sector Time:		5:22.9	+30.3	3	2:56.1	+9.8	5	4:31.9	+33.9	3	3:09.4	+18.3	9	4:42.3	+22.5	3	3:16.4	+19.0	10
Cumulative Time:		28:35.9	+2:16.5	5													30:17.7	+2:14.1	5
Sector Time:		4:36.9	+30.8	3													1:41.8	+6.7	6
<b>6</b>	<b>233</b>	<b>OXAAL Thomas</b>	<b>NOR</b>				<b>31:05.6</b>				<b>+3:02.0</b>				<b>6</b>				
Cumulative Time:		5:49.5	+56.9	6	8:44.8	+59.8	6	13:38.6	+1:55.6	6	16:39.3	+2:05.2	6	21:38.0	+2:44.1	6	24:41.7	+2:49.8	6
Sector Time:		5:49.5	+56.9	6	2:55.3	+9.0	4	4:53.8	+55.8	7	3:00.7	+9.6	4	4:58.7	+38.9	6	3:03.7	+6.3	3
Cumulative Time:		29:29.6	+3:10.2	6													31:05.6	+3:02.0	6
Sector Time:		4:47.9	+41.8	5													1:36.0	+0.9	2
<b>7</b>	<b>228</b>	<b>GARBOWSKI Piotr</b>	<b>POL</b>				<b>31:36.0</b>				<b>+3:32.4</b>				<b>7</b>				
Cumulative Time:		5:54.5	+1:01.9	8	8:55.3	+1:10.3	8	13:38.9	+1:55.9	7	16:46.0	+2:11.9	7	21:48.1	+2:54.2	7	24:55.9	+3:04.0	7
Sector Time:		5:54.5	+1:01.9	8	3:00.8	+14.5	8	4:43.6	+45.6	6	3:07.1	+16.0	7	5:02.1	+42.3	8	3:07.8	+10.4	=5
Cumulative Time:		29:54.1	+3:34.7	7													31:36.0	+3:32.4	7
Sector Time:		4:58.2	+52.1	8													1:41.9	+6.8	7
<b>8</b>	<b>230</b>	<b>BOLD Theo</b>	<b>GER</b>				<b>31:41.6</b>				<b>+3:38.0</b>				<b>8</b>				
Cumulative Time:		5:50.1	+57.5	7	8:49.9	+1:04.9	7	13:56.7	+2:13.7	8	17:02.2	+2:28.1	8	22:01.9	+3:08.0	8	25:07.9	+3:16.0	8
Sector Time:		5:50.1	+57.5	7	2:59.8	+13.5	7	5:06.8	+1:08.8	10	3:05.5	+14.4	5	4:59.7	+39.9	7	3:06.0	+8.6	4
Cumulative Time:		30:00.5	+3:41.1	8													31:41.6	+3:38.0	8
Sector Time:		4:52.6	+46.5	7													1:41.1	+6.0	5
<b>9</b>	<b>229</b>	<b>KRAVCHUK Ihor</b>	<b>UKR</b>				<b>32:32.2</b>				<b>+4:28.6</b>				<b>9</b>				
Cumulative Time:		5:59.0	+1:06.4	9	9:06.1	+1:21.1	9	14:12.3	+2:29.3	9	17:21.6	+2:47.5	9	22:29.4	+3:35.5	9	25:37.2	+3:45.3	9
Sector Time:		5:59.0	+1:06.4	9	3:07.1	+20.8	9	5:06.2	+1:08.2	9	3:09.3	+18.2	8	5:07.8	+48.0	10	3:07.8	+10.4	=5
Cumulative Time:		30:51.8	+4:32.4	9													32:32.2	+4:28.6	9
Sector Time:		5:14.6	+1:08.5	10													1:40.4	+5.3	4
<b>10</b>	<b>227</b>	<b>LYKKEN Endre</b>	<b>NOR</b>				<b>32:56.1</b>				<b>+4:52.5</b>				<b>10</b>				
Cumulative Time:		6:14.4	+1:21.8	10	9:23.8	+1:38.8	10	14:33.4	+2:50.4	10	17:48.3	+3:14.2	10	22:53.8	+3:59.9	10	26:06.2	+4:14.3	10
Sector Time:		6:14.4	+1:21.8	10	3:09.4	+23.1	10	5:09.6	+1:11.6	11	3:14.9	+23.8	10	5:05.5	+45.7	9	3:12.4	+15.0	8
Cumulative Time:		31:09.2	+4:49.8	10													32:56.1	+4:52.5	10
Sector Time:		5:03.0	+56.9	9													1:46.9	+11.8	10



WED 11 MAR 2026

Start Time 12:55

End Time 13:37

## Competition Analysis

Analisi della competizione

Rank	Bib	Name	NPC Code				Finish Time				Behind				Rank				
		1.2km/8.7km		2.5km		3.7km		5.0km		6.2km		7.5km/10.0km							
		Time Behind	Rk	Time Behind	Rk	Time Behind	Rk	Time Behind	Rk	Time Behind	Rk	Time Behind	Rk						
<b>11</b>	<b>226</b>	<b>BACHINSKY Jesse</b>	<b>CAN</b>				<b>34:19.0</b>				<b>+6:15.4</b>				<b>11</b>				
Cumulative Time:		6:15.6	+1:23.0	11	9:51.4	+2:06.4	11	14:53.0	+3:10.0	11	18:17.3	+3:43.2	11	23:27.4	+4:33.5	11	26:50.8	+4:58.9	11
Sector Time:		6:15.6	+1:23.0	11	3:35.8	+49.5	13	5:01.6	+1:03.6	8	3:24.3	+33.2	11	5:10.1	+50.3	11	3:23.4	+26.0	11
Cumulative Time:		32:17.1	+5:57.7	11													34:19.0	+6:15.4	11
Sector Time:		5:26.3	+1:20.2	11													2:01.9	+26.8	13
<b>12</b>	<b>224</b>	<b>LARIVIERE Logan</b>	<b>CAN</b>				<b>36:32.3</b>				<b>+8:28.7</b>				<b>12</b>				
Cumulative Time:		6:39.0	+1:46.4	13	10:06.5	+2:21.5	12	15:49.4	+4:06.4	13	19:19.8	+4:45.7	12	25:12.6	+6:18.7	12	28:48.0	+6:56.1	12
Sector Time:		6:39.0	+1:46.4	13	3:27.5	+41.2	11	5:42.9	+1:44.9	13	3:30.4	+39.3	12	5:52.8	+1:33.0	14	3:35.4	+38.0	12
Cumulative Time:		34:43.1	+8:23.7	12													36:32.3	+8:28.7	12
Sector Time:		5:55.1	+1:49.0	13													1:49.2	+14.1	11
<b>13</b>	<b>223</b>	<b>NELSON Max</b>	<b>USA</b>				<b>37:09.2</b>				<b>+9:05.6</b>				<b>13</b>				
Cumulative Time:		6:34.8	+1:42.2	12	10:09.6	+2:24.6	13	15:43.2	+4:00.2	12	19:24.8	+4:50.7	13	25:15.9	+6:22.0	13	29:00.3	+7:08.4	13
Sector Time:		6:34.8	+1:42.2	12	3:34.8	+48.5	12	5:33.6	+1:35.6	12	3:41.6	+50.5	13	5:51.1	+1:31.3	13	3:44.4	+47.0	14
Cumulative Time:		35:03.5	+8:44.1	13													37:09.2	+9:05.6	13
Sector Time:		6:03.2	+1:57.1	14													2:05.7	+30.6	14
<b>14</b>	<b>222</b>	<b>KIM Minyeong</b>	<b>KOR</b>				<b>37:24.7</b>				<b>+9:21.1</b>				<b>14</b>				
Cumulative Time:		6:49.5	+1:56.9	14	10:26.8	+2:41.8	14	16:31.8	+4:48.8	14	20:30.6	+5:56.5	14	26:10.3	+7:16.4	14	29:52.6	+8:00.7	14
Sector Time:		6:49.5	+1:56.9	14	3:37.3	+51.0	14	6:05.0	+2:07.0	14	3:58.8	+1:07.7	14	5:39.7	+1:19.9	12	3:42.3	+44.9	13
Cumulative Time:		35:25.0	+9:05.6	14													37:24.7	+9:21.1	14
Sector Time:		5:32.4	+1:26.3	12													1:59.7	+24.6	12
<b>15</b>	<b>221</b>	<b>LAJTMAN Alex</b>	<b>SVK</b>				<b>40:09.8</b>				<b>+12:06.2</b>				<b>15</b>				
Cumulative Time:		7:11.5	+2:18.9	15	11:10.4	+3:25.4	15	17:16.6	+5:33.6	15	21:20.2	+6:46.1	15	27:41.3	+8:47.4	15	31:38.6	+9:46.7	15
Sector Time:		7:11.5	+2:18.9	15	3:58.9	+1:12.6	15	6:06.2	+2:08.2	15	4:03.6	+1:12.5	15	6:21.1	+2:01.3	15	3:57.3	+59.9	15
Cumulative Time:		37:49.6	+11:30.2	15													40:09.8	+12:06.2	15
Sector Time:		6:11.0	+2:04.9	15													2:20.2	+45.1	15

### Did Not Start (DNS)

<b>225</b>	<b>ARIYASU Ryohei</b>	<b>JPN</b>
------------	-----------------------	------------

### Note:

All times in this output are "Factored Times".

### Legend

= Equal sign indicates that two or more competitors share the same rank **Rk** Rank



## Results

### Risultati

Rank	Bib	FIS Code	Name	NPC Code	Sport Class	%	10.6km Time	Rank	Real Time	Delta	Result	FIS Points
1	12	100857	KIM Yunji	KOR	LW10.5	87	31:04.8	1	1:07:06.8		<b>58:23.3</b>	0.00
2	14	100054	WICKER Anja	GER	LW10	86	31:21.1	3	1:08:56.5	+1:02.9	<b>59:17.4</b>	12.35
3	15	100278	MASTERS Oksana	USA	LW12	100	31:08.4	2	59:34.5	+1:11.2	<b>59:34.5</b>	16.26
4	13	100299	GRETSCH Kendall	USA	LW11.5	96	32:35.0	5	1:03:58.4	+3:09.1	<b>1:01:24.9</b>	41.47
5	11	100303	dos SANTOS ROCHA Aline	BRA	LW10.5	87	31:52.7	4	1:10:41.6	+3:34.8	<b>1:01:30.2</b>	42.68
6	10	100607	WANG Shiyu	CHN	LW12	100	33:28.3	6	1:04:24.8	+6:01.5	<b>1:04:24.8</b>	82.55
7	9	100699	ZHAI Yuxin	CHN	LW12	100	33:58.8	7	1:05:05.3	+6:42.0	<b>1:05:05.3</b>	91.80
8	3	100261	LOBAN Lidziya	BLR	LW12	100	35:15.8	9	1:07:22.3	+8:59.0	<b>1:07:22.3</b>	123.08
9	7	100672	LISETH Indira	NOR	LW10.5	87	34:50.4	8	1:18:39.0	+11:32.2	<b>1:08:25.5</b>	137.52
10	1	101137	PARKER Lauren	AUS	LW10	86	35:19.6	10	1:19:53.9	+12:00.3	<b>1:08:42.8</b>	141.47
11	8	100361	PICTON Christina	CAN	LW12	100	36:41.8	12	1:10:53.8	+12:30.5	<b>1:10:53.8</b>	171.38
12	4	100888	ZAINO Nicole	USA	LW11.5	96	37:47.9	13	1:14:49.5	+14:00.2	<b>1:11:49.9</b>	184.19
13	6	100241	BIRYLA Valiantsina	BLR	LW10.5	87	35:54.3	11	1:24:39.6	+17:32.8	<b>1:13:39.3</b>	209.17
14	5	100872	de SENA SOUZA Elena Regina	BRA	LW12	100	41:14.8	15	1:19:04.9	+20:41.6	<b>1:19:04.9</b>	283.53
15	2	100446	BILODEAU Lyne-Marie	CAN	LW12	100	41:06.9	14	1:20:51.2	+22:27.9	<b>1:20:51.2</b>	307.80

Jury Information			Course Information		
FIS Technical Delegate	AALBERG John (CAN)		Course name	Sit Ski CC 3km	
FIS Assistant Technical Delegate	KALVEDAL Ingela (SWE)		Height Difference (HD)	15m	
FIS Race Director	ZIPFEL Georg (FIS)		Maximum Climb (MC)	9m	
Chief of Competition	ROSA Anna (ITA)		Total Climb (TC)	44m	
FIS Jury Member	VELECHSHUK Alexandr (GER)		Length of Lap	2852m	
FIS Adaptive Equipment Controller (Classification) – Non-voting	SANDWICK Sue (FIS)		Number of Laps	7	
FIS Equipment Controller – Non-voting	ENNEMOSER Lukas (FIS)				

Weather	Snow Condition	Temperature		Athletes/NPCs						
		Air	Snow	Entries	Ranked	DNF	DSQ	DNS	NPS	DQB
Snow and rain	Wet	1.2°C	0.0°C	15/9	15/9	0/0	0/0	0/0	0/0	0/0

#### Note:

All times except 'Real Time' are calculated times. Result (calculated time) is the real time multiplied by the athlete's percentage.

Delta – is the time (in real time) the skier would have to ski faster in order to tie the winners result (in calculated time).

#### Legend:

**DNF** Did not Finish  
**DSQ** Disqualified

**DNS** Did not Start  
**NPS** Not Permitted to Start

**DQB** Disqualified for unsportsmanlike behaviour



SUN 15 MAR 2026

Start Time 9:00  
End Time 10:27

### Competition Analysis Analisi della competizione

Rank	Bib	Name	1.6km/10.6km/19.6km				3.0km/12.0km				4.6km/13.6km				6.0km/15.0km				7.6km/16.6km				9.0km/18.0km/21.0km				Rank		
			Time	Behind	Rk	Time	Behind	Rk	Time	Behind	Rk	Time	Behind	Rk	Time	Behind	Rk	Time	Behind	Rk	Time	Behind	Rk	Time	Behind	Rk			
<b>1</b>	<b>12</b>	<b>KIM Yunji</b>																	<b>58:23.3</b>				<b>0.0</b>				<b>1</b>		
			KOR																										
		Cumulative Time:	5:25.3	0.0	1	11:31.2	0.0	1	14:06.9	0.0	1	20:14.1	+4.0	2	22:47.8	+1.3	2	28:31.7	0.0	1									
		Sector Time:	5:25.3	0.0	1	6:05.9	+3.2	2	2:35.7	0.0	1	6:07.2	+11.1	4	2:33.7	+0.1	2	5:43.9	0.0	1									
		Cumulative Time:	31:04.8	0.0	1	36:54.6	0.0	1	39:25.9	0.0	1	44:59.5	0.0	1	47:29.2	0.0	1	53:00.5	0.0	1									
		Sector Time:	2:33.1	+1.2	2	5:49.8	+4.7	2	2:31.3	0.0	1	5:33.6	0.0	1	2:29.7	0.0	1	5:31.3	0.0	1									
		Cumulative Time:	55:30.3	0.0	1													58:23.3	0.0	1									
		Sector Time:	2:29.8	0.0	1													2:53.0	0.0	1									
<b>2</b>	<b>14</b>	<b>WICKER Anja</b>																	<b>59:17.4</b>				<b>+54.1</b>				<b>2</b>		
			GER																										
		Cumulative Time:	5:37.2	+11.9	3	11:45.9	+14.7	3	14:26.7	+19.8	3	20:22.8	+12.7	3	22:56.4	+9.9	3	28:45.3	+13.6	3									
		Sector Time:	5:37.2	+11.9	3	6:08.7	+6.0	3	2:40.8	+5.1	4	5:56.1	0.0	1	2:33.6	0.0	1	5:48.9	+5.0	2									
		Cumulative Time:	31:21.1	+16.3	3	37:06.2	+11.6	3	39:41.4	+15.5	3	45:29.9	+30.4	3	48:03.0	+33.8	3	53:47.7	+47.2	2									
		Sector Time:	2:35.8	+3.9	3	5:45.1	0.0	1	2:35.2	+3.9	3	5:48.5	+14.9	2	2:33.1	+3.4	2	5:44.7	+13.4	2									
		Cumulative Time:	56:20.9	+50.6	2													59:17.4	+54.1	2									
		Sector Time:	2:33.2	+3.4	2													2:56.5	+3.5	2									
<b>3</b>	<b>15</b>	<b>MASTERS Oksana</b>																	<b>59:34.5</b>				<b>+1:11.2</b>				<b>3</b>		
			USA																										
		Cumulative Time:	5:29.3	+4.0	2	11:32.0	+0.8	2	14:08.2	+1.3	2	20:10.1	0.0	1	22:46.5	0.0	1	28:36.5	+4.8	2									
		Sector Time:	5:29.3	+4.0	2	6:02.7	0.0	1	2:36.2	+0.5	2	6:01.9	+5.8	3	2:36.4	+2.8	3	5:50.0	+6.1	3									
		Cumulative Time:	31:08.4	+3.6	2	37:00.8	+6.2	2	39:35.5	+9.6	2	45:26.1	+26.6	2	48:02.4	+33.2	2	53:52.4	+51.9	3									
		Sector Time:	2:31.9	0.0	1	5:52.4	+7.3	3	2:34.7	+3.4	2	5:50.6	+17.0	3	2:36.3	+6.6	3	5:50.0	+18.7	3									
		Cumulative Time:	56:36.1	+1:05.8	3													59:34.5	+1:11.2	3									
		Sector Time:	2:43.7	+13.9	5													2:58.4	+5.4	3									
<b>4</b>	<b>13</b>	<b>GRETSCH Kendall</b>																	<b>1:01:24.9</b>				<b>+3:01.6</b>				<b>4</b>		
			USA																										
		Cumulative Time:	5:52.9	+27.6	6	12:12.5	+41.3	5	14:55.3	+48.4	5	21:10.9	+1:00.8	5	23:55.0	+1:08.5	5	29:55.3	+1:23.6	5									
		Sector Time:	5:52.9	+27.6	6	6:19.6	+16.9	5	2:42.8	+7.1	5	6:15.6	+19.5	5	2:44.1	+10.5	5	6:00.3	+16.4	5									
		Cumulative Time:	32:35.0	+1:30.2	5	38:32.9	+1:38.3	5	41:10.3	+1:44.4	5	47:10.1	+2:10.6	5	49:47.1	+2:17.9	5	55:41.6	+2:41.1	4									
		Sector Time:	2:39.7	+7.8	4	5:57.9	+12.8	4	2:37.4	+6.1	4	5:59.8	+26.2	4	2:37.0	+7.3	4	5:54.5	+23.2	4									
		Cumulative Time:	58:22.9	+2:52.6	4													1:01:24.9	+3:01.6	4									
		Sector Time:	2:41.3	+11.5	3													3:02.0	+9.0	4									
<b>5</b>	<b>11</b>	<b>dos SANTOS ROCHA Aline</b>																	<b>1:01:30.2</b>				<b>+3:06.9</b>				<b>5</b>		
			BRA																										
		Cumulative Time:	5:42.0	+16.7	4	11:54.2	+23.0	4	14:30.6	+23.7	4	20:29.6	+19.5	4	23:10.0	+23.5	4	29:09.2	+37.5	4									
		Sector Time:	5:42.0	+16.7	4	6:12.2	+9.5	4	2:36.4	+0.7	3	5:59.0	+2.9	2	2:40.4	+6.8	4	5:59.2	+15.3	4									
		Cumulative Time:	31:52.7	+47.9	4	37:57.1	+1:02.5	4	40:42.3	+1:16.4	4	46:50.3	+1:50.8	4	49:33.3	+2:04.1	4	55:44.7	+2:44.2	5									
		Sector Time:	2:43.5	+11.6	5	6:04.4	+19.3	5	2:45.2	+13.9	5	6:08.0	+34.4	5	2:43.0	+13.3	5	6:11.4	+40.1	5									
		Cumulative Time:	58:27.0	+2:56.7	5													1:01:30.2	+3:06.9	5									
		Sector Time:	2:42.3	+12.5	4													3:03.2	+10.2	5									
<b>6</b>	<b>10</b>	<b>WANG Shiyu</b>																	<b>1:04:24.8</b>				<b>+6:01.5</b>				<b>6</b>		
			CHN																										
		Cumulative Time:	5:51.6	+26.3	5	12:15.7	+44.5	6	15:06.1	+59.2	6	21:36.6	+1:26.5	6	24:26.9	+1:40.4	6	30:39.8	+2:08.1	6									
		Sector Time:	5:51.6	+26.3	5	6:24.1	+21.4	6	2:50.4	+14.7	=6	6:30.5	+34.4	6	2:50.3	+16.7	7	6:12.9	+29.0	6									
		Cumulative Time:	33:28.3	+2:23.5	6	39:43.5	+2:48.9	6	42:34.1	+3:08.2	6	48:54.8	+3:55.3	6	51:46.5	+4:17.3	6	58:14.9	+5:14.4	6									
		Sector Time:	2:48.5	+16.6	6	6:15.2	+30.1	7	2:50.6	+19.3	=6	6:20.7	+47.1	6	2:51.7	+22.0	6	6:28.4	+57.1	7									
		Cumulative Time:	1:01:09.5	+5:39.2	6													1:04:24.8	+6:01.5	6									
		Sector Time:	2:54.6	+24.8	7													3:15.3	+22.3	6									
<b>7</b>	<b>9</b>	<b>ZHAI Yuxin</b>																	<b>1:05:05.3</b>				<b>+6:42.0</b>				<b>7</b>		
			CHN																										
		Cumulative Time:	6:06.9	+41.6	8	12:45.7	+1:14.5	8	15:36.1	+1:29.2	7	22:06.8	+1:56.7	7	24:56.8	+2:10.3	7	31:09.8	+2:38.1	7									
		Sector Time:	6:06.9	+41.6	8	6:38.8	+36.1	8	2:50.4	+14.7	=6	6:30.7	+34.6	7	2:50.0	+16.4	6	6:13.0	+29.1	7									
		Cumulative Time:	33:58.8	+2:54.0	7	40:13.7	+3:19.1	7	43:04.3	+3:38.4	7	49:37.8	+4:38.3	7	52:32.5	+5:03.3	7	58:56.3	+5:55.8	7									
		Sector Time:	2:49.0	+17.1	7	6:14.9	+29.8	6	2:50.6	+19.3	=6	6:33.5	+59.9	7	2:54.7	+25.0	7	6:23.8	+52.5	6									
		Cumulative Time:	1:01:47.3	+6:17.0	7													1:05:05.3	+6:42.0	7									
		Sector Time:	2:51.0	+21.2	6													3:18.0	+25.0	8									



SUN 15 MAR 2026

Start Time 9:00  
End Time 10:27

## Competition Analysis

Analisi della competizione

Rank	Bib	Name	NPC Code						Finish Time		Behind		Rank						
			1.6km/10.6km/19.6km		3.0km/12.0km		4.6km/13.6km		6.0km/15.0km		7.6km/16.6km		9.0km/18.0km/21.0km						
			Time	Behind	Rk	Time	Behind	Rk	Time	Behind	Rk	Time	Behind	Rk	Time	Behind	Rk		
<b>8</b>	<b>3</b>	<b>LOBAN Lidziya</b>	<b>BLR</b>						<b>1:07:22.3</b>		<b>+8:59.0</b>		<b>8</b>						
Cumulative Time:		6:10.6	+45.3	10	13:14.1	+1:42.9	11	16:18.3	+2:11.4	11	22:58.1	+2:48.0	11	25:48.8	+3:02.3	9	32:22.5	+3:50.8	9
Sector Time:		6:10.6	+45.3	10	7:03.5	+1:00.8	12	3:04.2	+28.5	11	6:39.8	+43.7	8	2:50.7	+17.1	8	6:33.7	+49.8	9
Cumulative Time:		35:15.8	+4:11.0	9	41:50.4	+4:55.8	9	44:47.9	+5:22.0	8	51:27.8	+6:28.3	8	54:28.9	+6:59.7	8	1:01:09.3	+8:08.8	8
Sector Time:		2:53.3	+21.4	9	6:34.6	+49.5	9	2:57.5	+26.2	9	6:39.9	+1:06.3	8	3:01.1	+31.4	8	6:40.4	+1:09.1	8
Cumulative Time:		1:04:06.4	+8:36.1	8													1:07:22.3	+8:59.0	8
Sector Time:		2:57.1	+27.3	8													3:15.9	+22.9	7
<b>9</b>	<b>7</b>	<b>LISETH Indira</b>	<b>NOR</b>						<b>1:08:25.5</b>		<b>+10:02.2</b>		<b>9</b>						
Cumulative Time:		6:02.5	+37.2	7	12:35.5	+1:04.3	7	15:37.3	+1:30.4	8	22:26.2	+2:16.1	8	25:19.4	+2:32.9	8	31:49.1	+3:17.4	8
Sector Time:		6:02.5	+37.2	7	6:33.0	+30.3	7	3:01.8	+26.1	10	6:48.9	+52.8	10	2:53.2	+19.6	9	6:29.7	+45.8	8
Cumulative Time:		34:50.4	+3:45.6	8	41:38.6	+4:44.0	8	44:49.3	+5:23.4	10	51:37.5	+6:38.0	9	54:43.6	+7:14.4	9	1:01:47.5	+8:47.0	9
Sector Time:		3:01.3	+29.4	10	6:48.2	+1:03.1	10	3:10.7	+39.4	12	6:48.2	+1:14.6	9	3:06.1	+36.4	9	7:03.9	+1:32.6	10
Cumulative Time:		1:04:59.7	+9:29.4	9													1:08:25.5	+10:02.2	9
Sector Time:		3:12.2	+42.4	9													3:25.8	+32.8	9
<b>10</b>	<b>1</b>	<b>PARKER Lauren</b>	<b>AUS</b>						<b>1:08:42.8</b>		<b>+10:19.5</b>		<b>10</b>						
Cumulative Time:		6:16.9	+51.6	11	13:13.5	+1:42.3	10	16:12.4	+2:05.5	10	22:56.4	+2:46.3	10	25:52.6	+3:06.1	11	32:27.5	+3:55.8	10
Sector Time:		6:16.9	+51.6	11	6:56.6	+53.9	10	2:58.9	+23.2	8	6:44.0	+47.9	9	2:56.2	+22.6	10	6:34.9	+51.0	10
Cumulative Time:		35:19.6	+4:14.8	10	41:51.5	+4:56.9	10	44:48.5	+5:22.6	9	51:40.0	+6:40.5	10	54:48.0	+7:18.8	10	1:01:50.0	+8:49.5	10
Sector Time:		2:52.1	+20.2	8	6:31.9	+46.8	8	2:57.0	+25.7	8	6:51.5	+1:17.9	10	3:08.0	+38.3	11	7:02.0	+1:30.7	9
Cumulative Time:		1:05:06.1	+9:35.8	10													1:08:42.8	+10:19.5	10
Sector Time:		3:16.1	+46.3	11													3:36.7	+43.7	11
<b>11</b>	<b>8</b>	<b>PICTON Christina</b>	<b>CAN</b>						<b>1:10:53.8</b>		<b>+12:30.5</b>		<b>11</b>						
Cumulative Time:		6:36.0	+1:10.7	12	13:32.9	+2:01.7	12	16:38.2	+2:31.3	12	23:42.6	+3:32.5	12	26:44.9	+3:58.4	12	33:39.6	+5:07.9	12
Sector Time:		6:36.0	+1:10.7	12	6:56.9	+54.2	11	3:05.3	+29.6	12	7:04.4	+1:08.3	12	3:02.3	+28.7	12	6:54.7	+1:10.8	12
Cumulative Time:		36:41.8	+5:37.0	12	43:34.4	+6:39.8	12	46:39.1	+7:13.2	11	53:36.6	+8:37.1	11	56:43.3	+9:14.1	11	1:04:00.6	+11:00.1	11
Sector Time:		3:02.2	+30.3	11	6:52.6	+1:07.5	11	3:04.7	+33.4	10	6:57.5	+1:23.9	11	3:06.7	+37.0	10	7:17.3	+1:46.0	12
Cumulative Time:		1:07:16.9	+11:46.6	11													1:10:53.8	+12:30.5	11
Sector Time:		3:16.3	+46.5	12													3:36.9	+43.9	12
<b>12</b>	<b>4</b>	<b>ZAINO Nicole</b>	<b>USA</b>						<b>1:11:49.9</b>		<b>+13:26.6</b>		<b>12</b>						
Cumulative Time:		6:44.7	+1:19.4	13	14:12.4	+2:41.2	13	17:26.3	+3:19.4	13	24:37.9	+4:27.8	13	27:44.7	+4:58.2	13	34:42.2	+6:10.5	13
Sector Time:		6:44.7	+1:19.4	13	7:27.7	+1:25.0	13	3:13.9	+38.2	13	7:11.6	+1:15.5	13	3:06.8	+33.2	13	6:57.5	+1:13.6	13
Cumulative Time:		37:47.9	+6:43.1	13	44:41.8	+7:47.2	13	47:48.4	+8:22.5	13	54:51.6	+9:52.1	13	58:02.0	+10:32.8	13	1:05:08.4	+12:07.9	12
Sector Time:		3:05.7	+33.8	12	6:53.9	+1:08.8	12	3:06.6	+35.3	11	7:03.2	+1:29.6	12	3:10.4	+40.7	12	7:06.4	+1:35.1	11
Cumulative Time:		1:08:22.2	+12:51.9	12													1:11:49.9	+13:26.6	12
Sector Time:		3:13.8	+44.0	10													3:27.7	+34.7	10
<b>13</b>	<b>6</b>	<b>BIRYLA Valiantsina</b>	<b>BLR</b>						<b>1:13:39.3</b>		<b>+15:16.0</b>		<b>13</b>						
Cumulative Time:		6:08.4	+43.1	9	13:03.5	+1:32.3	9	16:03.2	+1:56.3	9	22:52.9	+2:42.8	9	25:50.2	+3:03.7	10	32:44.7	+4:13.0	11
Sector Time:		6:08.4	+43.1	9	6:55.1	+52.4	9	2:59.7	+24.0	9	6:49.7	+53.6	11	2:57.3	+23.7	11	6:54.5	+1:10.6	11
Cumulative Time:		35:54.3	+4:49.5	11	43:15.0	+6:20.4	11	46:46.3	+7:20.4	12	54:18.8	+9:19.3	12	57:48.0	+10:18.8	12	1:05:34.7	+12:34.2	13
Sector Time:		3:09.6	+37.7	13	7:20.7	+1:35.6	13	3:31.3	+1:00.0	13	7:32.5	+1:58.9	13	3:29.2	+59.5	13	7:46.7	+2:15.4	14
Cumulative Time:		1:09:21.9	+13:51.6	13													1:13:39.3	+15:16.0	13
Sector Time:		3:47.2	+1:17.4	14													4:17.4	+1:24.4	15
<b>14</b>	<b>5</b>	<b>de SENA SOUZA Elena Regina</b>	<b>BRA</b>						<b>1:19:04.9</b>		<b>+20:41.6</b>		<b>14</b>						
Cumulative Time:		7:06.2	+1:40.9	14	15:11.5	+3:40.3	14	18:48.6	+4:41.7	15	26:38.9	+6:28.8	14	30:01.4	+7:14.9	15	37:53.0	+9:21.3	15
Sector Time:		7:06.2	+1:40.9	14	8:05.3	+2:02.6	15	3:37.1	+1:01.4	15	7:50.3	+1:54.2	14	3:22.5	+48.9	15	7:51.6	+2:07.7	15
Cumulative Time:		41:14.8	+10:10.0	15	49:05.3	+12:10.7	15	52:42.1	+13:16.2	15	1:00:33.8	+15:34.3	14	1:04:08.1	+16:38.9	14	1:11:49.4	+18:48.9	14
Sector Time:		3:21.8	+49.9	14	7:50.5	+2:05.4	14	3:36.8	+1:05.5	14	7:51.7	+2:18.1	14	3:34.3	+1:04.6	14	7:41.3	+2:10.0	13
Cumulative Time:		1:15:23.2	+19:52.9	14													1:19:04.9	+20:41.6	14
Sector Time:		3:33.8	+1:04.0	13													3:41.7	+48.7	13



## Competition Analysis

Analisi della competizione

Rank	Bib	Name	NPC Code			Finish Time			Behind			Rank
		1.6km/10.6km/19.6km	3.0km/12.0km		4.6km/13.6km		6.0km/15.0km		7.6km/16.6km		9.0km/18.0km/21.0km	
		Time Behind Rk	Time Behind Rk	Time Behind Rk	Time Behind Rk	Time Behind Rk	Time Behind Rk	Time Behind Rk	Time Behind Rk	Time Behind Rk	Time Behind Rk	Time Behind Rk
15	2	BILODEAU Lyne-Marie	CAN			1:20:51.2			+22:27.9			15
Cumulative Time:		7:12.5 +1:47.2 15	15:14.2 +3:43.0 15	18:46.5 +4:39.6 14	26:39.5 +6:29.4 15	29:57.1 +7:10.6 14	37:34.8 +9:03.1 14					
Sector Time:		7:12.5 +1:47.2 15	8:01.7 +1:59.0 14	3:32.3 +56.6 14	7:53.0 +1:56.9 15	3:17.6 +44.0 14	7:37.7 +1:53.8 14					
Cumulative Time:		41:06.9 +10:02.1 14	49:00.9 +12:06.3 14	52:38.7 +13:12.8 14	1:00:49.0 +15:49.5 15	1:04:32.7 +17:03.5 15	1:12:49.9 +19:49.4 15					
Sector Time:		3:32.1 +1:00.2 15	7:54.0 +2:08.9 15	3:37.8 +1:06.5 15	8:10.3 +2:36.7 15	3:43.7 +1:14.0 15	8:17.2 +2:45.9 15					
Cumulative Time:		1:16:41.9 +21:11.6 15					1:20:51.2 +22:27.9 15					
Sector Time:		3:52.0 +1:22.2 15					4:09.3 +1:16.3 14					

**Note:**  
All times in this output are "Factored Times".

**Legend**  
= Equal sign indicates that two or more competitors share the same rank **Rk** Rank



SUN 15 MAR 2026

Start Time 10:45

End Time 11:53

## Results

### Risultati

Rank	Bib	FIS Code	Name	NPC Code	Sport Class	%	10.6km Time	Rank	Real Time	Delta	Result	FIS Points
1	116	100839	PETERSON Sydney	USA	LW9	89	25:51.8	1	53:17.5		<b>47:25.8</b>	0.00
2	117	100471	NILSEN Vilde	NOR	LW4	96	26:42.1	2	50:41.4	+1:17.0	<b>48:39.7</b>	20.77
3	112	100124	KONONOVA Oleksandra	UKR	LW8	96	26:51.6	3	50:45.2	+1:20.8	<b>48:43.4</b>	21.81
4	114	100258	LIASHENKO Liudmyla	UKR	LW8	96	27:15.0	4	51:20.3	+1:55.9	<b>49:17.1</b>	31.29
5	109	100208	BUI Iryna	UKR	LW8	96	27:37.4	5	52:18.2	+2:53.8	<b>50:12.7</b>	46.92
6	115	100570	WILKIE Natalie	CAN	LW8	96	28:11.2	6	53:26.2	+4:01.8	<b>51:18.0</b>	65.28
7	110	100409	ARAVICH Danielle	USA	LW8	96	28:14.4	7	53:37.2	+4:12.8	<b>51:28.5</b>	68.23
8	113	100602	ZHAO Zhiqing	CHN	LW5/7	90	28:55.4	9	57:45.8	+5:03.8	<b>51:59.2</b>	76.86
9	106	100483	KONASHUK Bohdana	UKR	LW8	96	28:37.0	8	54:47.9	+5:23.5	<b>52:36.4</b>	87.31
10	108	101070	MARCHAND Kathrin	GER	LW9	89	31:08.8	10	1:04:39.5	+11:22.0	<b>57:32.8</b>	170.64
11	103	100065	DEKIJIMA Momoko	JPN	LW6	95	31:52.8	11	1:01:34.1	+11:38.5	<b>58:29.4</b>	186.55
12	101	100449	FEDZKOVICH Darya	BLR	LW4	96	32:44.4	12	1:02:12.1	+12:47.7	<b>59:42.8</b>	207.18
13	102	100567	IWAMOTO Mika	JPN	LW8	96	34:05.3	13	1:05:10.5	+15:46.1	<b>1:02:34.1</b>	255.34
13	104	100970	MORELIUS Alice	SWE	LW8	96	34:45.3	14	1:05:10.5	+15:46.1	<b>1:02:34.1</b>	255.34

#### Did Not Start (DNS)

	105	100803	WESTERLUND Ellen	SWE	LW9	89						
	107	100903	ARCHIBALD Emma	CAN	LW5/7	90						
	111	100308	HUDAK Brittany	CAN	LW8	96						

#### Jury Information

FIS Technical Delegate	AALBERG John (CAN)
FIS Assistant Technical Delegate	KALVEDAL Ingela (SWE)
FIS Race Director	ZIPFEL Georg (FIS)
Chief of Competition	ROSA Anna (ITA)
FIS Jury Member	VELECHSHUK Alexandr (GER)
FIS Adaptive Equipment Controller (Classification) – Non-voting	SANDWICK Sue (FIS)
FIS Equipment Controller – Non-voting	ENNEMOSER Lukas (FIS)

#### Course Information

Course name	Standing CC 4km
Height Difference (HD)	50m
Maximum Climb (MC)	20m
Total Climb (TC)	104m
Length of Lap	3800m
Number of Laps	5

Weather	Snow Condition	Temperature		Athletes/NPCs						
		Air	Snow	Entries	Ranked	DNF	DSQ	DNS	NPS	DQB
Scattered rain showers	Wet	4.0°C	0.0°C	17/9	14/9	0/0	0/0	3/2	0/0	0/0

#### Note:

All times except 'Real Time' are calculated times. Result (calculated time) is the real time multiplied by the athlete's percentage.

Delta – is the time (in real time) the skier would have to ski faster in order to tie the winners result (in calculated time).

#### Legend:

<b>DNF</b> Did not Finish	<b>DNS</b> Did not Start	<b>DQB</b> Disqualified for unsportsmanlike behaviour
<b>DSQ</b> Disqualified	<b>NPS</b> Not Permitted to Start	



SUN 15 MAR 2026

Start Time 10:45

End Time 11:53

### Competition Analysis

Analisi della competizione

Rank	Bib	Name	NPC Code						Finish Time						Behind	Rank			
		1.2km/9.2km/17.2km			2.6km/10.6km/18.6km			4.0km/12.0km			5.2km/13.2km			6.6km/14.6km			8.0km/16.0km/20.0km		
		Time	Behind	Rk	Time	Behind	Rk	Time	Behind	Rk	Time	Behind	Rk	Time	Behind	Rk	Time	Behind	Rk
<b>1</b>	<b>116</b>	<b>PETERSON Sydney</b>	<b>USA</b>						<b>47:25.8</b>						<b>0.0</b>	<b>1</b>			
Cumulative Time:		4:54.4	+2.4	2	6:56.3	0.0	1	10:37.2	0.0	1	14:27.8	0.0	1	16:23.1	0.0	1	20:05.8	0.0	1
Sector Time:		4:54.4	+2.4	2	2:01.9	0.0	1	3:40.9	0.0	1	3:50.6	+6.1	3	1:55.3	0.0	1	3:42.7	0.0	1
Cumulative Time:		23:55.0	0.0	1	25:51.8	0.0	1	29:33.2	0.0	1	33:27.4	0.0	1	35:21.2	0.0	1	39:01.8	0.0	1
Sector Time:		3:49.2	+7.1	3	1:56.8	0.0	1	3:41.4	0.0	1	3:54.2	+14.9	4	1:53.8	0.0	1	3:40.6	0.0	1
Cumulative Time:		42:55.6	0.0	1	44:53.1	0.0	1										47:25.8	0.0	1
Sector Time:		3:53.8	+14.9	5	1:57.5	0.0	1										2:32.7	+5.5	3
<b>2</b>	<b>117</b>	<b>NILSEN Vilde</b>	<b>NOR</b>						<b>48:39.7</b>						<b>+1:13.9</b>	<b>2</b>			
Cumulative Time:		4:56.7	+4.7	3	7:06.0	+9.7	2	10:51.5	+14.3	2	14:47.5	+19.7	2	16:52.4	+29.3	2	20:40.4	+34.6	2
Sector Time:		4:56.7	+4.7	3	2:09.3	+7.4	2	3:45.5	+4.6	2	3:56.0	+11.5	5	2:04.9	+9.6	2	3:48.0	+5.3	2
Cumulative Time:		24:38.1	+43.1	2	26:42.1	+50.3	2	30:34.1	+1:00.9	2	34:29.0	+1:01.6	3	36:33.0	+1:11.8	2	40:23.6	+1:21.8	2
Sector Time:		3:57.7	+15.6	5	2:04.0	+7.2	2	3:52.0	+10.6	2	3:54.9	+15.6	5	2:04.0	+10.2	2	3:50.6	+10.0	2
Cumulative Time:		44:12.8	+1:17.2	3	46:12.5	+1:19.4	3										48:39.7	+1:13.9	2
Sector Time:		3:49.2	+10.3	3	1:59.7	+2.2	2										2:27.2	0.0	1
<b>3</b>	<b>112</b>	<b>KONONOVA Oleksandra</b>	<b>UKR</b>						<b>48:43.4</b>						<b>+1:17.6</b>	<b>3</b>			
Cumulative Time:		4:58.9	+6.9	4	7:19.4	+23.1	4	11:12.6	+35.4	4	14:57.1	+29.3	3	17:07.6	+44.5	3	21:01.2	+55.4	3
Sector Time:		4:58.9	+6.9	4	2:20.5	+18.6	=4	3:53.2	+12.3	3	3:44.5	0.0	1	2:10.5	+15.2	3	3:53.6	+10.9	3
Cumulative Time:		24:43.3	+48.3	3	26:51.6	+59.8	3	30:47.5	+1:14.3	3	34:26.8	+59.4	2	36:35.6	+1:14.4	3	40:31.5	+1:29.7	3
Sector Time:		3:42.1	0.0	1	2:08.3	+11.5	3	3:55.9	+14.5	4	3:39.3	0.0	1	2:08.8	+15.0	5	3:55.9	+15.3	4
Cumulative Time:		44:10.4	+1:14.8	2	46:12.1	+1:19.0	2										48:43.4	+1:17.6	3
Sector Time:		3:38.9	0.0	1	2:01.7	+4.2	3										2:31.3	+4.1	2
<b>4</b>	<b>114</b>	<b>LIASHENKO Liudmyla</b>	<b>UKR</b>						<b>49:17.1</b>						<b>+1:51.3</b>	<b>4</b>			
Cumulative Time:		4:52.0	0.0	1	7:12.5	+16.2	3	11:08.8	+31.6	3	14:58.7	+30.9	4	17:16.1	+53.0	4	21:14.8	+1:09.0	4
Sector Time:		4:52.0	0.0	1	2:20.5	+18.6	=4	3:56.3	+15.4	6	3:49.9	+5.4	2	2:17.4	+22.1	6	3:58.7	+16.0	7
Cumulative Time:		25:03.3	+1:08.3	4	27:15.0	+1:23.2	4	31:10.4	+1:37.2	4	34:53.5	+1:26.1	4	37:01.2	+1:40.0	4	40:56.6	+1:54.8	4
Sector Time:		3:48.5	+6.4	2	2:11.7	+14.9	6	3:55.4	+14.0	3	3:43.1	+3.8	2	2:07.7	+13.9	4	3:55.4	+14.8	3
Cumulative Time:		44:41.4	+1:45.8	4	46:44.3	+1:51.2	4										49:17.1	+1:51.3	4
Sector Time:		3:44.8	+5.9	2	2:02.9	+5.4	4										2:32.8	+5.6	4
<b>5</b>	<b>109</b>	<b>BUI Iryna</b>	<b>UKR</b>						<b>50:12.7</b>						<b>+2:46.9</b>	<b>5</b>			
Cumulative Time:		5:03.6	+11.6	5	7:26.1	+29.8	5	11:19.9	+42.7	5	15:14.6	+46.8	5	17:32.2	+1:09.1	5	21:28.3	+1:22.5	5
Sector Time:		5:03.6	+11.6	5	2:22.5	+20.6	8	3:53.8	+12.9	4	3:54.7	+10.2	4	2:17.6	+22.3	7	3:56.1	+13.4	4
Cumulative Time:		25:24.7	+1:29.7	5	27:37.4	+1:45.6	5	31:35.6	+2:02.4	5	35:27.2	+1:59.8	5	37:41.5	+2:20.3	5	41:39.1	+2:37.3	5
Sector Time:		3:56.4	+14.3	4	2:12.7	+15.9	7	3:58.2	+16.8	5	3:51.6	+12.3	3	2:14.3	+20.5	8	3:57.6	+17.0	5
Cumulative Time:		45:31.5	+2:35.9	5	47:39.1	+2:46.0	5										50:12.7	+2:46.9	5
Sector Time:		3:52.4	+13.5	4	2:07.6	+10.1	=6										2:33.6	+6.4	5
<b>6</b>	<b>115</b>	<b>WILKIE Natalie</b>	<b>CAN</b>						<b>51:18.0</b>						<b>+3:52.2</b>	<b>6</b>			
Cumulative Time:		5:14.8	+22.8	8	7:30.2	+33.9	6	11:24.8	+47.6	6	15:32.5	+1:04.7	6	17:47.7	+1:24.6	6	21:44.9	+1:39.1	6
Sector Time:		5:14.8	+22.8	8	2:15.4	+13.5	3	3:54.6	+13.7	5	4:07.7	+23.2	8	2:15.2	+19.9	5	3:57.2	+14.5	5
Cumulative Time:		26:00.1	+2:05.1	6	28:11.2	+2:19.4	6	32:11.5	+2:38.3	6	36:18.0	+2:50.6	6	38:27.6	+3:06.4	6	42:30.0	+3:28.2	6
Sector Time:		4:15.2	+33.1	9	2:11.1	+14.3	5	4:00.3	+18.9	6	4:06.5	+27.2	7	2:09.6	+15.8	6	4:02.4	+21.8	7
Cumulative Time:		46:35.4	+3:39.8	6	48:41.5	+3:48.4	6										51:18.0	+3:52.2	6
Sector Time:		4:05.4	+26.5	8	2:06.1	+8.6	5										2:36.5	+9.3	6
<b>7</b>	<b>110</b>	<b>ARAVICH Danielle</b>	<b>USA</b>						<b>51:28.5</b>						<b>+4:02.7</b>	<b>7</b>			
Cumulative Time:		5:17.8	+25.8	9	7:38.7	+42.4	9	11:38.6	+1:01.4	8	15:47.3	+1:19.5	9	18:01.4	+1:38.3	8	21:59.6	+1:53.8	7
Sector Time:		5:17.8	+25.8	9	2:20.9	+19.0	7	3:59.9	+19.0	7	4:08.7	+24.2	9	2:14.1	+18.8	4	3:58.2	+15.5	6
Cumulative Time:		26:04.1	+2:09.1	7	28:14.4	+2:22.6	7	32:20.4	+2:47.2	7	36:27.0	+2:59.6	7	38:38.6	+3:17.4	7	42:41.7	+3:39.9	7
Sector Time:		4:04.5	+22.4	6	2:10.3	+13.5	4	4:06.0	+24.6	7	4:06.6	+27.3	8	2:11.6	+17.8	7	4:03.1	+22.5	8
Cumulative Time:		46:42.0	+3:46.4	7	48:49.6	+3:56.5	7										51:28.5	+4:02.7	7
Sector Time:		4:00.3	+21.4	7	2:07.6	+10.1	=6										2:38.9	+11.7	7



SUN 15 MAR 2026

Start Time 10:45

End Time 11:53

### Competition Analysis

Analisi della competizione

Rank	Bib	Name	NPC Code						Finish Time		Behind		Rank					
			1.2km/9.2km/17.2km		2.6km/10.6km/18.6km		4.0km/12.0km		5.2km/13.2km		6.6km/14.6km		8.0km/16.0km/20.0km					
			Time	Behind	Rk	Time	Behind	Rk	Time	Behind	Rk	Time	Behind	Rk	Time	Behind	Rk	
<b>8</b>	<b>113</b>	<b>ZHAO Zhiqing</b>	<b>CHN</b>						<b>51:59.2</b>		<b>+4:33.4</b>		<b>8</b>					
Cumulative Time:	5:08.9	+16.9	6	7:34.2	+37.9	8	11:39.3	+1:02.1	9	15:45.8	+1:18.0	8	18:04.3	+1:41.2	9	22:21.0	+2:15.2	9
Sector Time:	5:08.9	+16.9	6	2:25.3	+23.4	9	4:05.1	+24.2	9	4:06.5	+22.0	6	2:18.5	+23.2	8	4:16.7	+34.0	9
Cumulative Time:	26:32.5	+2:37.5	9	28:55.4	+3:03.6	9	33:05.1	+3:31.9	9	37:08.9	+3:41.5	9	39:15.7	+3:54.5	8	43:15.3	+4:13.5	8
Sector Time:	4:11.5	+29.4	7	2:22.9	+26.1	10	4:09.7	+28.3	9	4:03.8	+24.5	6	2:06.8	+13.0	3	3:59.6	+19.0	6
Cumulative Time:	47:09.9	+4:14.3	8	49:19.7	+4:26.6	8										51:59.2	+4:33.4	8
Sector Time:	3:54.6	+15.7	6	2:09.8	+12.3	8										2:39.5	+12.3	8
<b>9</b>	<b>106</b>	<b>KONASHUK Bohdana</b>	<b>UKR</b>						<b>52:36.4</b>		<b>+5:10.6</b>		<b>9</b>					
Cumulative Time:	5:10.4	+18.4	7	7:31.1	+34.8	7	11:32.4	+55.2	7	15:39.0	+1:11.2	7	18:01.1	+1:38.0	7	22:08.0	+2:02.2	8
Sector Time:	5:10.4	+18.4	7	2:20.7	+18.8	6	4:01.3	+20.4	8	4:06.6	+22.1	7	2:22.1	+26.8	9	4:06.9	+24.2	8
Cumulative Time:	26:20.7	+2:25.7	8	28:37.0	+2:45.2	8	32:46.0	+3:12.8	8	37:02.4	+3:35.0	8	39:20.5	+3:59.3	9	43:27.4	+4:25.6	9
Sector Time:	4:12.7	+30.6	8	2:16.3	+19.5	8	4:09.0	+27.6	8	4:16.4	+37.1	9	2:18.1	+24.3	9	4:06.9	+26.3	9
Cumulative Time:	47:38.2	+4:42.6	9	49:51.3	+4:58.2	9										52:36.4	+5:10.6	9
Sector Time:	4:10.8	+31.9	9	2:13.1	+15.6	9										2:45.1	+17.9	9
<b>10</b>	<b>108</b>	<b>MARCHAND Kathrin</b>	<b>GER</b>						<b>57:32.8</b>		<b>+10:07.0</b>		<b>10</b>					
Cumulative Time:	5:40.2	+48.2	10	8:11.4	+1:15.1	10	12:27.3	+1:50.1	10	17:06.8	+2:39.0	10	19:31.2	+3:08.1	10	23:58.2	+3:52.4	10
Sector Time:	5:40.2	+48.2	10	2:31.2	+29.3	11	4:15.9	+35.0	10	4:39.5	+55.0	11	2:24.4	+29.1	10	4:27.0	+44.3	10
Cumulative Time:	28:46.2	+4:51.2	10	31:08.8	+5:17.0	10	35:35.7	+6:02.5	10	40:26.6	+6:59.2	10	42:46.4	+7:25.2	10	47:19.5	+8:17.7	10
Sector Time:	4:48.0	+1:05.9	11	2:22.6	+25.8	9	4:26.9	+45.5	10	4:50.9	+1:11.6	11	2:19.8	+26.0	10	4:33.1	+52.5	10
Cumulative Time:	52:11.1	+9:15.5	10	54:31.3	+9:38.2	10										57:32.8	+10:07.0	10
Sector Time:	4:51.6	+1:12.7	11	2:20.2	+22.7	11										3:01.5	+34.3	12
<b>11</b>	<b>103</b>	<b>DEKIJIMA Momoko</b>	<b>JPN</b>						<b>58:29.4</b>		<b>+11:03.6</b>		<b>11</b>					
Cumulative Time:	5:49.8	+57.8	11	8:25.5	+1:29.2	11	12:57.6	+2:20.4	11	17:26.4	+2:58.6	11	20:03.8	+3:40.7	11	24:43.3	+4:37.5	11
Sector Time:	5:49.8	+57.8	11	2:35.7	+33.8	12	4:32.1	+51.2	11	4:28.8	+44.3	10	2:37.4	+42.1	13	4:39.5	+56.8	11
Cumulative Time:	29:22.0	+5:27.0	11	31:52.8	+6:01.0	11	36:31.6	+6:58.4	11	41:11.7	+7:44.3	11	43:42.3	+8:21.1	11	48:19.9	+9:18.1	11
Sector Time:	4:38.7	+56.6	10	2:30.8	+34.0	13	4:38.8	+57.4	11	4:40.1	+1:00.8	10	2:30.6	+36.8	13	4:37.6	+57.0	11
Cumulative Time:	53:04.8	+10:09.2	11	55:27.2	+10:34.1	11										58:29.4	+11:03.6	11
Sector Time:	4:44.9	+1:06.0	10	2:22.4	+24.9	12										3:02.2	+35.0	13
<b>12</b>	<b>101</b>	<b>FEDZKOVICH Darya</b>	<b>BLR</b>						<b>59:42.8</b>		<b>+12:17.0</b>		<b>12</b>					
Cumulative Time:	6:05.3	+1:13.3	12	8:34.5	+1:38.2	12	13:11.2	+2:34.0	12	18:04.5	+3:36.7	12	20:37.2	+4:14.1	12	25:17.6	+5:11.8	12
Sector Time:	6:05.3	+1:13.3	12	2:29.2	+27.3	10	4:36.7	+55.8	12	4:53.3	+1:08.8	12	2:32.7	+37.4	12	4:40.4	+57.7	12
Cumulative Time:	30:16.1	+6:21.1	12	32:44.4	+6:52.6	12	37:23.4	+7:50.2	12	42:17.9	+8:50.5	12	44:44.9	+9:23.7	12	49:26.3	+10:24.5	12
Sector Time:	4:58.5	+1:16.4	12	2:28.3	+31.5	12	4:39.0	+57.6	12	4:54.5	+1:15.2	12	2:27.0	+33.2	12	4:41.4	+1:00.8	12
Cumulative Time:	54:24.2	+11:28.6	12	56:51.3	+11:58.2	12										59:42.8	+12:17.0	12
Sector Time:	4:57.9	+1:19.0	12	2:27.1	+29.6	13										2:51.5	+24.3	10
<b>13</b>	<b>102</b>	<b>IWAMOTO Mika</b>	<b>JPN</b>						<b>1:02:34.1</b>		<b>+15:08.3</b>		<b>13</b>					
Cumulative Time:	6:16.8	+1:24.8	13	8:57.8	+2:01.5	13	13:45.7	+3:08.5	13	18:45.6	+4:17.8	13	21:24.1	+5:01.0	13	26:24.2	+6:18.4	13
Sector Time:	6:16.8	+1:24.8	13	2:41.0	+39.1	14	4:47.9	+1:07.0	14	4:59.9	+1:15.4	13	2:38.5	+43.2	14	5:00.1	+1:17.4	14
Cumulative Time:	31:30.5	+7:35.5	13	34:05.3	+8:13.5	13	39:01.8	+9:28.6	13	44:08.9	+10:41.5	13	46:40.2	+11:19.0	13	51:42.5	+12:40.7	13
Sector Time:	5:06.3	+1:24.2	13	2:34.8	+38.0	14	4:56.5	+1:15.1	14	5:07.1	+1:27.8	13	2:31.3	+37.5	14	5:02.3	+1:21.7	14
Cumulative Time:	56:46.5	+13:50.9	13	59:20.1	+14:27.0	13										1:02:34.1	+15:08.3	=13
Sector Time:	5:04.0	+1:25.1	13	2:33.6	+36.1	14										3:14.0	+46.8	14
<b>13</b>	<b>104</b>	<b>MORELIUS Alice</b>	<b>SWE</b>						<b>1:02:34.1</b>		<b>+15:08.3</b>		<b>13</b>					
Cumulative Time:	6:30.8	+1:38.8	14	9:07.0	+2:10.7	14	13:54.0	+3:16.8	14	19:23.2	+4:55.4	14	21:54.0	+5:30.9	14	26:42.1	+6:36.3	14
Sector Time:	6:30.8	+1:38.8	14	2:36.2	+34.3	13	4:47.0	+1:06.1	13	5:29.2	+1:44.7	14	2:30.8	+35.5	11	4:48.1	+1:05.4	13
Cumulative Time:	32:18.9	+8:23.9	14	34:45.3	+8:53.5	14	39:32.4	+9:59.2	14	44:57.3	+11:29.9	14	47:22.0	+12:00.8	14	52:05.4	+13:03.6	14
Sector Time:	5:36.8	+1:54.7	14	2:26.4	+29.6	11	4:47.1	+1:05.7	13	5:24.9	+1:45.6	14	2:24.7	+30.9	11	4:43.4	+1:02.8	13
Cumulative Time:	57:21.4	+14:25.8	14	59:40.6	+14:47.5	14										1:02:34.1	+15:08.3	=13
Sector Time:	5:16.0	+1:37.1	14	2:19.2	+21.7	10										2:53.5	+26.3	11

Did Not Start (DNS)

<b>105</b>	<b>WESTERLUND Ellen</b>	<b>SWE</b>
<b>107</b>	<b>ARCHIBALD Emma</b>	<b>CAN</b>
<b>111</b>	<b>HUDAK Brittany</b>	<b>CAN</b>



SUN 15 MAR 2026

Start Time 10:45

End Time 11:53

## Competition Analysis

Analisi della competizione

**Note:**  
All times in this output are "Factored Times".

**Legend**  
= Equal sign indicates that two or more competitors share the same rank **Rk** Rank



SUN 15 MAR 2026

Start Time 12:20

End Time 13:32

## Results

### Risultati

Rank	Bib	FIS Code	Name	NPC Code	Sport Class	%	10.6km Time Rank	Real Time	Delta	Result	FIS Points
1	209	100818 100771	<b>BAGIIAN Anastasiia</b> Guide: SINIAKIN Sergei	RUS	NS1	88	23:40.0 1	49:59.0		<b>43:59.1</b>	0.00
2	213	100933 100935	<b>BUBENICKOVA Simona</b> Guide: SRUTEK David	CZE	NS1	88	25:41.7 2	53:55.4	+3:56.4	<b>47:27.2</b>	63.08
3	212	100606 101119	<b>WANG Yue</b> Guide: CHEN Guoming	CHN	NS2	97	26:23.0 3	50:29.6	+5:08.9	<b>48:58.7</b>	90.82
4	205	100752 101120	<b>CONG Jihong</b> Guide: LIU Jiakuan	CHN	NS3	100	28:50.9 4	52:50.5	+8:51.4	<b>52:50.5</b>	161.09
5	211	100783 100801	<b>KAZMAIER Linn</b> Guide: BAUMANN Florian	GER	NS3	100	29:36.1 6	54:12.2	+10:13.1	<b>54:12.2</b>	185.85
6	208	100132 101080	<b>SHYSHKOVA Oksana</b> Guide: KAZARIAN Artem	UKR	NS3	100	29:19.5 5	54:22.3	+10:23.2	<b>54:22.3</b>	188.91
7	204	101038 101083	<b>LOBASHEVA Romana</b> Guide: SHABALDINA Anastasiia	UKR	NS3	100	30:48.3 7	55:43.8	+11:44.7	<b>55:43.8</b>	213.62
8	206	100734 100896	<b>KOBRYN Aneta</b> Guide: PUTO Bartlomiej	POL	NS2	97	31:20.9 8	59:20.5	+13:59.8	<b>57:33.7</b>	246.93
9	202	100673 100761	<b>YANG Qianru</b> Guide: WANG Guanyu	CHN	NS3	100	32:30.5 9	1:00:39.6	+16:40.5	<b>1:00:39.6</b>	303.29
10	203	100991 101108	<b>MATSUDO Kotoha</b> Guide: SHIMADA Yuji	JPN	NS3	100	38:30.1 10	1:11:11.4	+27:12.3	<b>1:11:11.4</b>	494.81

#### Did Not Start (DNS)

201	100875 100904	<b>GRACHOVA Anna</b> Guide: ORMANTAYEV Yermek	KAZ	NS3	100
207	100844	<b>MULLIN Maddie</b>	CAN	NS3	100
210	100562 101040	<b>RECKTENWALD Johanna</b> Guide: SCHULER Adrian	GER	NS2	97

#### Jury Information

FIS Technical Delegate	AALBERG John (CAN)
FIS Assistant Technical Delegate	KALVEDAL Ingela (SWE)
FIS Race Director	ZIPFEL Georg (FIS)
Chief of Competition	ROSA Anna (ITA)
FIS Jury Member	VELECHSHUK Alexandr (GER)
FIS Adaptive Equipment Controller (Classification) – Non-voting	SANDWICK Sue (FIS)
FIS Equipment Controller – Non-voting	ENNEMOSER Lukas (FIS)

#### Course Information

Course name	Standing CC 4km
Height Difference (HD)	50m
Maximum Climb (MC)	20m
Total Climb (TC)	104m
Length of Lap	3800m
Number of Laps	5

Weather	Snow Condition	Temperature		Athletes/NPCs						
		Air	Snow	Entries	Ranked	DNF	DSQ	DNS	NPS	DQB
Overcast	Wet	5.1°C	0.0°C	13/9	10/7	0/0	0/0	3/3	0/0	0/0

#### Note:

All times except 'Real Time' are calculated times. Result (calculated time) is the real time multiplied by the athlete's percentage.

Delta – is the time (in real time) the skier would have to ski faster in order to tie the winners result (in calculated time).

#### Legend:

<b>DNF</b> Did not Finish	<b>DNS</b> Did not Start	<b>DQB</b> Disqualified for unsportsmanlike behaviour
<b>DSQ</b> Disqualified	<b>NPS</b> Not Permitted to Start	





SUN 15 MAR 2026

Start Time 12:20

End Time 13:32

## Competition Analysis

Analisi della competizione

Rank	Bib	Name	NPC Code						Finish Time		Behind		Rank						
		1.2km/9.2km/17.2km		2.6km/10.6km/18.6km		4.0km/12.0km		5.2km/13.2km		6.6km/14.6km		8.0km/16.0km/20.0km							
		Time	Behind	Rk	Time	Behind	Rk	Time	Behind	Rk	Time	Behind	Rk						
<b>8</b>	<b>206</b>	<b>KOBRYN Aneta</b>	<b>POL</b>						<b>57:33.7</b>		<b>+13:34.6</b>		<b>8</b>						
Cumulative Time:		6:04.8	+1:35.3	8	8:21.5	+2:01.9	8	12:35.7	+2:53.8	7	17:35.2	+4:30.0	8	19:45.2	+4:48.8	8	24:04.6	+5:44.4	7
Sector Time:		6:04.8	+1:35.3	8	2:16.7	+26.6	7	4:14.2	+51.9	7	4:59.5	+1:36.2	9	2:10.0	+18.8	5	4:19.4	+55.6	7
Cumulative Time:		29:09.8	+7:19.8	8	31:20.9	+7:40.9	8	35:48.1	+8:42.3	8	40:48.9	+10:09.4	8	43:01.0	+10:33.0	8	47:32.7	+11:24.3	8
Sector Time:		5:05.2	+1:35.4	9	2:11.1	+21.1	5	4:27.2	+1:01.4	8	5:00.8	+1:27.1	8	2:12.1	+23.6	=5	4:31.7	+51.3	8
Cumulative Time:		52:36.5	+12:48.7	8	54:46.0	+13:07.9	8										57:33.7	+13:34.6	8
Sector Time:		5:03.8	+1:24.4	8	2:09.5	+19.2	=5										2:47.7	+26.7	=6
<b>9</b>	<b>202</b>	<b>YANG Qianru</b>	<b>CHN</b>						<b>1:00:39.6</b>		<b>+16:40.5</b>		<b>9</b>						
Cumulative Time:		6:15.7	+1:46.2	9	8:42.3	+2:22.7	9	13:18.9	+3:37.0	9	18:12.3	+5:07.1	9	20:41.1	+5:44.7	9	25:13.1	+6:52.9	9
Sector Time:		6:15.7	+1:46.2	9	2:26.6	+36.5	9	4:36.6	+1:14.3	9	4:53.4	+1:30.1	8	2:28.8	+37.6	9	4:32.0	+1:08.2	9
Cumulative Time:		30:01.9	+8:11.9	9	32:30.5	+8:50.5	9	37:10.7	+10:04.9	9	42:14.7	+11:35.2	9	44:46.3	+12:18.3	9	49:43.0	+13:34.6	9
Sector Time:		4:48.8	+1:19.0	8	2:28.6	+38.6	9	4:40.2	+1:14.4	9	5:04.0	+1:30.3	9	2:31.6	+43.1	9	4:56.7	+1:16.3	9
Cumulative Time:		54:54.5	+15:06.7	9	57:22.0	+15:43.9	9										1:00:39.6	+16:40.5	9
Sector Time:		5:11.5	+1:32.1	9	2:27.5	+37.2	9										3:17.6	+56.6	9
<b>10</b>	<b>203</b>	<b>MATSUDO Kotoha</b>	<b>JPN</b>						<b>1:11:11.4</b>		<b>+27:12.3</b>		<b>10</b>						
Cumulative Time:		6:49.3	+2:19.8	10	9:30.2	+3:10.6	10	14:53.3	+5:11.4	10	21:09.7	+8:04.5	10	23:56.4	+9:00.0	10	29:42.4	+11:22.2	10
Sector Time:		6:49.3	+2:19.8	10	2:40.9	+50.8	10	5:23.1	+2:00.8	10	6:16.4	+2:53.1	10	2:46.7	+55.5	10	5:46.0	+2:22.2	10
Cumulative Time:		35:44.7	+13:54.7	10	38:30.1	+14:50.1	10	44:28.3	+17:22.5	10	50:49.1	+20:09.6	10	53:34.7	+21:06.7	10	59:14.4	+23:06.0	10
Sector Time:		6:02.3	+2:32.5	10	2:45.4	+55.4	10	5:58.2	+2:32.4	10	6:20.8	+2:47.1	10	2:45.6	+57.1	10	5:39.7	+1:59.3	10
Cumulative Time:		1:05:00.4	+25:12.6	10	1:07:45.6	+26:07.5	10										1:11:11.4	+27:12.3	10
Sector Time:		5:46.0	+2:06.6	10	2:45.2	+54.9	10										3:25.8	+1:04.8	10

### Did Not Start (DNS)

<b>201</b>	<b>GRACHOVA Anna</b>	<b>KAZ</b>
<b>207</b>	<b>MULLIN Maddie</b>	<b>CAN</b>
<b>210</b>	<b>RECKTENWALD Johanna</b>	<b>GER</b>

### Note:

All times in this output are "Factored Times".

### Legend

= Equal sign indicates that two or more competitors share the same rank **Rk** Rank



SUN 15 MAR 2026

Start Time 9:15

End Time 10:34

## Results

### Risultati

Rank	Bib	FIS Code	Name	NPC Code	Sport Class	%	10.6km Time Rank	Real Time	Delta	Result	FIS Points
1	47	100262	GOLUBKOV Ivan	RUS	LW11.5	96	26:35.7 1	54:04.8		<b>51:55.0</b>	0.00
2	50	100693	MAO Zhongwu	CHN	LW11	93	27:23.3 4	56:44.1	+54.6	<b>52:45.8</b>	13.05
3	52	100013	ROMELE Giuseppe	ITA	LW11.5	96	27:31.1 5	55:30.3	+1:25.5	<b>53:17.1</b>	21.09
4	49	100715	BAL Pavlo	UKR	LW11.5	96	27:35.2 6	55:42.3	+1:37.5	<b>53:28.6</b>	24.04
5	51	100539	WESTEMAIER RIBERA Cristian	BRA	LW11	93	27:21.5 3	57:43.2	+1:53.7	<b>53:40.8</b>	27.17
6	48	100559	ZHENG Peng	CHN	LW11	93	27:20.5 2	57:46.0	+1:56.5	<b>53:43.4</b>	27.84
7	45	100625	KHAMITOV Yerbol	KAZ	LW12	100	27:47.7 7	53:54.2	+1:59.2	<b>53:54.2</b>	30.61
8	43	100696	WANG Tao	CHN	LW12	100	28:22.6 10	54:16.9	+2:21.9	<b>54:16.9</b>	36.44
9	33	100994	SHYMKO Hryhorii	UKR	LW10.5	87	27:54.3 8	1:02:27.6	+2:47.1	<b>54:20.4</b>	37.34
10	46	100447	CAMERON Collin	CAN	LW11.5	96	27:58.1 9	57:04.4	+2:59.6	<b>54:47.4</b>	44.28
11	37	100325	SHIN Eui Hyun	KOR	LW12	100	28:44.2 11	55:45.0	+3:50.0	<b>55:45.0</b>	59.07
12	41	100714	ALEKSYK Oleksandr	UKR	LW12	100	29:46.5 14	55:54.1	+3:59.1	<b>55:54.1</b>	61.41
13	39	100186	SWEENEY Joshua	USA	LW12	100	28:57.2 13	56:00.8	+4:05.8	<b>56:00.8</b>	63.13
14	36	100777	BIGLIONE Michele	ITA	LW12	100	28:50.4 12	56:01.5	+4:06.5	<b>56:01.5</b>	63.31
15	28	100503	MEENAGH Scott	GBR	LW12	100	29:59.4 15	57:49.7	+5:54.7	<b>57:49.7</b>	91.09
16	35	100774	PLEWA Krzysztof	POL	LW12	100	30:06.1 17	58:16.8	+6:21.8	<b>58:16.8</b>	98.05
17	40	100164	CNOSSEN Daniel	USA	LW12	100	30:00.3 16	58:30.5	+6:35.5	<b>58:30.5</b>	101.57
18	32	100811	JEONG Jaeseok	KOR	LW10.5	87	30:08.4 18	1:07:20.5	+7:40.0	<b>58:35.2</b>	102.78
19	34	100612	ROCHA Guilherme	BRA	LW12	100	30:15.8 19	58:49.4	+6:54.4	<b>58:49.4</b>	106.43
20	26	100990	RIVERO FERNANDEZ Higinio	ESP	LW10.5	87	31:06.4 21	1:08:45.3	+9:04.8	<b>59:49.0</b>	121.73
21	31	100760	MINAMOTO Takaharu	JPN	LW12	100	31:00.4 20	1:00:12.1	+8:17.1	<b>1:00:12.1</b>	127.67
22	29	100611	LULA Robelson	BRA	LW12	100	31:39.3 23	1:01:07.3	+9:12.3	<b>1:01:07.3</b>	141.84
23	21	101058	MILN Dave	AUS	LW12	100	31:42.9 24	1:01:32.7	+9:37.7	<b>1:01:32.7</b>	148.37
24	25	100664	LIMA Nicolas	ARG	LW11.5	96	32:08.9 25	1:05:09.7	+11:04.9	<b>1:02:33.3</b>	163.93
25	30	100554	FURUBERG Arnt Christian	SWE	LW11.5	96	31:15.0 22	1:05:23.6	+11:18.8	<b>1:02:46.7</b>	167.37
26	27	100877	SPATOLA Giuseppe	ITA	LW12	100	32:53.1 26	1:03:40.5	+11:45.5	<b>1:03:40.5</b>	181.19
27	24	100748	SAMMARELLI Leo	CAN	LW10	86	33:55.6 27	1:17:20.2	+16:58.1	<b>1:06:30.6</b>	224.87
28	22	100779	LORENZO Omar Alejandro	ARG	LW11	93	34:12.6 28	1:11:54.0	+16:04.5	<b>1:06:52.0</b>	230.37
29	23	100986	CHAVEZ David	ESA	LW10.5	87	34:44.3 29	1:17:29.0	+17:48.5	<b>1:07:24.6</b>	238.74

#### Did Not Start (DNS)

38	100561	KRAVCHUK Vasyl	UKR	LW11	93
42	100015	PIKE Aaron	USA	LW11	93
44	100386	ZAPLOTINSKY Derek	CAN	LW10.5	87

#### Jury Decisions

<b>Written Reprimand</b>	MEENAGH Scott	GBR	Equipment Rule 7.2.1.4 - out of contact with seat
<b>Written Reprimand</b>	BAL Pavlo	UKR	12343.5 - Wrong means of identification

#### Jury Information

FIS Technical Delegate	AALBERG John (CAN)	Course name	Sit Ski CC 3km
FIS Assistant Technical Delegate	KALVEDAL Ingela (SWE)	Height Difference (HD)	15m
FIS Race Director	ZIPFEL Georg (FIS)	Maximum Climb (MC)	9m
Chief of Competition	ROSA Anna (ITA)	Total Climb (TC)	44m
FIS Jury Member	VELECHSHUK Alexandr (GER)	Length of Lap	2852m
FIS Adaptive Equipment Controller (Classification) – Non-voting	SANDWICK Sue (FIS)	Number of Laps	7
FIS Equipment Controller – Non-voting	ENNEMOSER Lukas (FIS)		





SUN 15 MAR 2026

Start Time 9:15

End Time 10:34

## Competition Analysis

Analisi della competizione

Rank	Bib	Name	NPC Code						Finish Time		Behind		Rank						
			1.6km/10.6km/19.6km		3.0km/12.0km		4.6km/13.6km		6.0km/15.0km		7.6km/16.6km		9.0km/18.0km/21.0km						
			Time	Behind	Rk	Time	Behind	Rk	Time	Behind	Rk	Time	Behind	Rk					
<b>1</b>	<b>47</b>	<b>GOLUBKOV Ivan</b>	<b>RUS</b>						<b>51:55.0</b>		<b>0.0</b>		<b>1</b>						
Cumulative Time:		4:31.5	0.0	1	9:34.7	0.0	1	11:48.2	0.0	1	16:56.9	0.0	1	19:10.4	0.0	1	24:18.2	0.0	1
Sector Time:		4:31.5	0.0	1	5:03.2	0.0	1	2:13.5	0.0	1	5:08.7	0.0	1	2:13.5	0.0	1	5:07.8	0.0	1
Cumulative Time:		26:35.7	0.0	1	31:49.0	0.0	1	34:09.1	0.0	1	39:24.9	0.0	1	41:41.9	0.0	1	46:53.2	0.0	1
Sector Time:		2:17.5	0.0	1	5:13.3	0.0	1	2:20.1	0.0	1	5:15.8	+7.7	2	2:17.0	0.0	1	5:11.3	+2.8	2
Cumulative Time:		49:14.4	0.0	1													51:55.0	0.0	1
Sector Time:		2:21.2	0.0	1													2:40.6	+6.8	6
<b>2</b>	<b>50</b>	<b>MAO Zhongwu</b>	<b>CHN</b>						<b>52:45.8</b>		<b>+50.8</b>		<b>2</b>						
Cumulative Time:		4:44.5	+13.0	5	10:02.1	+27.4	5	12:20.3	+32.1	5	17:32.3	+35.4	5	19:50.3	+39.9	5	25:04.2	+46.0	4
Sector Time:		4:44.5	+13.0	5	5:17.6	+14.4	8	2:18.2	+4.7	=5	5:12.0	+3.3	3	2:18.0	+4.5	3	5:13.9	+6.1	3
Cumulative Time:		27:23.3	+47.6	4	32:40.0	+51.0	3	35:02.4	+53.3	3	40:10.5	+45.6	2	42:31.9	+50.0	2	47:40.4	+47.2	2
Sector Time:		2:19.1	+1.6	3	5:16.7	+3.4	2	2:22.4	+2.3	5	5:08.1	0.0	1	2:21.4	+4.4	2	5:08.5	0.0	1
Cumulative Time:		50:02.4	+48.0	2													52:45.8	+50.8	2
Sector Time:		2:22.0	+0.8	2													2:43.4	+9.6	7
<b>3</b>	<b>52</b>	<b>ROMELE Giuseppe</b>	<b>ITA</b>						<b>53:17.1</b>		<b>+1:22.1</b>		<b>3</b>						
Cumulative Time:		4:44.4	+12.9	4	9:57.4	+22.7	4	12:14.4	+26.2	4	17:29.7	+32.8	3	19:48.3	+37.9	3	25:04.8	+46.6	5
Sector Time:		4:44.4	+12.9	4	5:13.0	+9.8	2	2:17.0	+3.5	3	5:15.3	+6.6	5	2:18.6	+5.1	=4	5:16.5	+8.7	4
Cumulative Time:		27:31.1	+55.4	5	32:50.9	+1:01.9	5	35:11.5	+1:02.4	4	40:29.8	+1:04.9	4	42:52.2	+1:10.3	4	48:07.1	+1:13.9	3
Sector Time:		2:26.3	+8.8	11	5:19.8	+6.5	4	2:20.6	+0.5	2	5:18.3	+10.2	3	2:22.4	+5.4	4	5:14.9	+6.4	3
Cumulative Time:		50:31.8	+1:17.4	3													53:17.1	+1:22.1	3
Sector Time:		2:24.7	+3.5	6													2:45.3	+11.5	8
<b>4</b>	<b>49</b>	<b>BAL Pavlo</b>	<b>UKR</b>						<b>53:28.6</b>		<b>+1:33.6</b>		<b>4</b>						
Cumulative Time:		4:40.9	+9.4	3	9:54.7	+20.0	3	12:12.9	+24.7	3	17:31.9	+35.0	4	19:51.4	+41.0	6	25:15.2	+57.0	6
Sector Time:		4:40.9	+9.4	3	5:13.8	+10.6	4	2:18.2	+4.7	=5	5:19.0	+10.3	8	2:19.5	+6.0	6	5:23.8	+16.0	9
Cumulative Time:		27:35.2	+59.5	6	32:57.3	+1:08.3	6	35:21.7	+1:12.6	6	40:42.8	+1:17.9	6	43:04.7	+1:22.8	5	48:24.9	+1:31.7	4
Sector Time:		2:20.0	+2.5	4	5:22.1	+8.8	5	2:24.4	+4.3	10	5:21.1	+13.0	4	2:21.9	+4.9	3	5:20.2	+11.7	5
Cumulative Time:		50:50.4	+1:36.0	4													53:28.6	+1:33.6	4
Sector Time:		2:25.5	+4.3	7													2:38.2	+4.4	4
<b>5</b>	<b>51</b>	<b>WESTEMAIER RIBERA Cristian</b>	<b>BRA</b>						<b>53:40.8</b>		<b>+1:45.8</b>		<b>5</b>						
Cumulative Time:		4:37.3	+5.8	2	9:50.8	+16.1	2	12:06.9	+18.7	2	17:20.3	+23.4	2	19:38.9	+28.5	2	24:59.0	+40.8	2
Sector Time:		4:37.3	+5.8	2	5:13.5	+10.3	3	2:16.1	+2.6	2	5:13.4	+4.7	4	2:18.6	+5.1	=4	5:20.1	+12.3	5
Cumulative Time:		27:21.5	+45.8	3	32:50.1	+1:01.1	4	35:12.7	+1:03.6	5	40:40.7	+1:15.8	5	43:08.7	+1:26.8	6	48:37.8	+1:44.6	6
Sector Time:		2:22.5	+5.0	6	5:28.6	+15.3	=11	2:22.6	+2.5	6	5:28.0	+19.9	9	2:28.0	+11.0	9	5:29.1	+20.6	9
Cumulative Time:		51:01.0	+1:46.6	6													53:40.8	+1:45.8	5
Sector Time:		2:23.2	+2.0	=3													2:39.8	+6.0	5
<b>6</b>	<b>48</b>	<b>ZHENG Peng</b>	<b>CHN</b>						<b>53:43.4</b>		<b>+1:48.4</b>		<b>6</b>						
Cumulative Time:		4:51.1	+19.6	8	10:05.2	+30.5	7	12:23.2	+35.0	6	17:33.1	+36.2	6	19:49.0	+38.6	4	25:02.4	+44.2	3
Sector Time:		4:51.1	+19.6	8	5:14.1	+10.9	5	2:18.0	+4.5	4	5:09.9	+1.2	2	2:15.9	+2.4	2	5:13.4	+5.6	2
Cumulative Time:		27:20.5	+44.8	2	32:37.6	+48.6	2	34:59.8	+50.7	2	40:25.1	+1:00.2	3	42:52.0	+1:10.1	3	48:29.8	+1:36.6	5
Sector Time:		2:18.1	+0.6	2	5:17.1	+3.8	3	2:22.2	+2.1	3	5:25.3	+17.2	6	2:26.9	+9.9	8	5:37.8	+29.3	12
Cumulative Time:		50:57.6	+1:43.2	5													53:43.4	+1:48.4	6
Sector Time:		2:27.8	+6.6	10													2:45.8	+12.0	9
<b>7</b>	<b>45</b>	<b>KHAMITOV Yerbol</b>	<b>KAZ</b>						<b>53:54.2</b>		<b>+1:59.2</b>		<b>7</b>						
Cumulative Time:		4:46.5	+15.0	6	10:03.4	+28.7	6	12:24.4	+36.2	7	17:42.2	+45.3	7	20:04.9	+54.5	7	25:25.1	+1:06.9	7
Sector Time:		4:46.5	+15.0	6	5:16.9	+13.7	7	2:21.0	+7.5	8	5:17.8	+9.1	7	2:22.7	+9.2	10	5:20.2	+12.4	6
Cumulative Time:		27:47.7	+1:12.0	7	33:10.8	+1:21.8	7	35:34.0	+1:24.9	7	41:01.5	+1:36.6	7	43:30.0	+1:48.1	7	48:53.6	+2:00.4	7
Sector Time:		2:22.6	+5.1	7	5:23.1	+9.8	7	2:23.2	+3.1	=7	5:27.5	+19.4	7	2:28.5	+11.5	10	5:23.6	+15.1	6
Cumulative Time:		51:20.4	+2:06.0	7													53:54.2	+1:59.2	7
Sector Time:		2:26.8	+5.6	8													2:33.8	0.0	1



SUN 15 MAR 2026

Start Time 9:15

End Time 10:34

### Competition Analysis

Analisi della competizione

Rank	Bib	Name	NPC Code						Finish Time		Behind		Rank					
			1.6km/10.6km/19.6km		3.0km/12.0km		4.6km/13.6km		6.0km/15.0km		7.6km/16.6km		9.0km/18.0km/21.0km					
			Time	Behind	Rk	Time	Behind	Rk	Time	Behind	Rk	Time	Behind	Rk				
<b>8</b>	<b>43</b>	<b>WANG Tao</b>	<b>CHN</b>						<b>54:16.9</b>		<b>+2:21.9</b>		<b>8</b>					
Cumulative Time:	5:09.1	+37.6	14	10:37.7	+1:03.0	13	12:59.9	+1:11.7	13	18:19.4	+1:22.5	11	20:39.0	+1:28.6	10	26:00.9	+1:42.7	10
Sector Time:	5:09.1	+37.6	14	5:28.6	+25.4	10	2:22.2	+8.7	10	5:19.5	+10.8	10	2:19.6	+6.1	7	5:21.9	+14.1	7
Cumulative Time:	28:22.6	+1:46.9	10	33:46.1	+1:57.1	10	36:08.4	+1:59.3	10	41:32.0	+2:07.1	10	43:57.5	+2:15.6	10	49:15.7	+2:22.5	9
Sector Time:	2:21.7	+4.2	5	5:23.5	+10.2	8	2:22.3	+2.2	4	5:23.6	+15.5	5	2:25.5	+8.5	6	5:18.2	+9.7	4
Cumulative Time:	51:39.1	+2:24.7	9													54:16.9	+2:21.9	8
Sector Time:	2:23.4	+2.2	5													2:37.8	+4.0	3
<b>9</b>	<b>33</b>	<b>SHYMKO Hryhorii</b>	<b>UKR</b>						<b>54:20.4</b>		<b>+2:25.4</b>		<b>9</b>					
Cumulative Time:	4:55.2	+23.7	10	10:12.0	+37.3	9	12:30.6	+42.4	9	17:47.5	+50.6	9	20:07.2	+56.8	8	25:29.3	+1:11.1	8
Sector Time:	4:55.2	+23.7	10	5:16.8	+13.6	6	2:18.6	+5.1	7	5:16.9	+8.2	6	2:19.7	+6.2	8	5:22.1	+14.3	8
Cumulative Time:	27:54.3	+1:18.6	8	33:18.4	+1:29.4	8	35:41.6	+1:32.5	8	41:16.9	+1:52.0	8	43:39.7	+1:57.8	8	49:06.5	+2:13.3	8
Sector Time:	2:25.0	+7.5	9	5:24.1	+10.8	9	2:23.2	+3.1	7	5:35.3	+27.2	12	2:22.8	+5.8	5	5:26.8	+18.3	7
Cumulative Time:	51:33.7	+2:19.3	8													54:20.4	+2:25.4	9
Sector Time:	2:27.2	+6.0	9													2:46.7	+12.9	10
<b>10</b>	<b>46</b>	<b>CAMERON Collin</b>	<b>CAN</b>						<b>54:47.4</b>		<b>+2:52.4</b>		<b>10</b>					
Cumulative Time:	4:47.3	+15.8	7	10:06.8	+32.1	8	12:28.1	+39.9	8	17:47.3	+50.4	8	20:09.8	+59.4	9	25:34.6	+1:16.4	9
Sector Time:	4:47.3	+15.8	7	5:19.5	+16.3	9	2:21.3	+7.8	9	5:19.2	+10.5	9	2:22.5	+9.0	9	5:24.8	+17.0	10
Cumulative Time:	27:58.1	+1:22.4	9	33:26.7	+1:37.7	9	35:53.8	+1:44.7	9	41:26.0	+2:01.1	9	43:54.9	+2:13.0	9	49:25.9	+2:32.7	10
Sector Time:	2:23.5	+6.0	8	5:28.6	+15.3	11	2:27.1	+7.0	11	5:32.2	+24.1	11	2:28.9	+11.9	11	5:31.0	+22.5	10
Cumulative Time:	51:57.4	+2:43.0	10													54:47.4	+2:52.4	10
Sector Time:	2:31.5	+10.3	11													2:50.0	+16.2	14
<b>11</b>	<b>37</b>	<b>SHIN Eui Hyun</b>	<b>KOR</b>						<b>55:45.0</b>		<b>+3:50.0</b>		<b>11</b>					
Cumulative Time:	4:56.9	+25.4	11	10:26.0	+51.3	11	12:51.2	+1:03.0	10	18:18.4	+1:21.5	10	20:43.0	+1:32.6	11	26:13.1	+1:54.9	11
Sector Time:	4:56.9	+25.4	11	5:29.1	+25.9	11	2:25.2	+11.7	12	5:27.2	+18.5	11	2:24.6	+11.1	11	5:30.1	+22.3	12
Cumulative Time:	28:44.2	+2:08.5	11	34:13.9	+2:24.9	11	36:44.6	+2:35.5	11	42:15.0	+2:50.1	11	44:45.3	+3:03.4	11	50:24.9	+3:31.7	11
Sector Time:	2:31.1	+13.6	15	5:29.7	+16.4	13	2:30.7	+10.6	16	5:30.4	+22.3	10	2:30.3	+13.3	12	5:39.6	+31.1	13
Cumulative Time:	52:57.2	+3:42.8	11													55:45.0	+3:50.0	11
Sector Time:	2:32.3	+11.1	12													2:47.8	+14.0	11
<b>12</b>	<b>41</b>	<b>ALEKSYK Oleksandr</b>	<b>UKR</b>						<b>55:54.1</b>		<b>+3:59.1</b>		<b>12</b>					
Cumulative Time:	5:13.6	+42.1	17	10:59.8	+1:25.1	16	13:36.3	+1:48.1	18	19:12.9	+2:16.0	18	21:44.6	+2:34.2	16	27:16.6	+2:58.4	14
Sector Time:	5:13.6	+42.1	17	5:46.2	+43.0	17	2:36.5	+23.0	19	5:36.6	+27.9	14	2:31.7	+18.2	15	5:32.0	+24.2	13
Cumulative Time:	29:46.5	+3:10.8	14	35:09.0	+3:20.0	14	37:32.5	+3:23.4	14	43:00.4	+3:35.5	14	45:26.1	+3:44.2	14	50:54.6	+4:01.4	14
Sector Time:	2:29.9	+12.4	14	5:22.5	+9.2	6	2:23.5	+3.4	9	5:27.9	+19.8	8	2:25.7	+8.7	7	5:28.5	+20.0	8
Cumulative Time:	53:17.8	+4:03.4	14													55:54.1	+3:59.1	12
Sector Time:	2:23.2	+2.0	3													2:36.3	+2.5	2
<b>13</b>	<b>39</b>	<b>SWEENEY Joshua</b>	<b>USA</b>						<b>56:00.8</b>		<b>+4:05.8</b>		<b>13</b>					
Cumulative Time:	4:58.4	+26.9	12	10:34.4	+59.7	12	12:57.5	+1:09.3	12	18:32.7	+1:35.8	13	21:02.5	+1:52.1	13	26:32.1	+2:13.9	13
Sector Time:	4:58.4	+26.9	12	5:36.0	+32.8	14	2:23.1	+9.6	11	5:35.2	+26.5	13	2:29.8	+16.3	14	5:29.6	+21.8	11
Cumulative Time:	28:57.2	+2:21.5	13	34:27.8	+2:38.8	13	36:56.3	+2:47.2	13	42:34.6	+3:09.7	13	45:06.1	+3:24.2	13	50:38.0	+3:44.8	13
Sector Time:	2:25.1	+7.6	10	5:30.6	+17.3	14	2:28.5	+8.4	12	5:38.3	+30.2	14	2:31.5	+14.5	13	5:31.9	+23.4	11
Cumulative Time:	53:11.6	+3:57.2	12													56:00.8	+4:05.8	13
Sector Time:	2:33.6	+12.4	14													2:49.2	+15.4	13
<b>14</b>	<b>36</b>	<b>BIGLIONE Michele</b>	<b>ITA</b>						<b>56:01.5</b>		<b>+4:06.5</b>		<b>14</b>					
Cumulative Time:	4:54.3	+22.8	9	10:25.4	+50.7	10	12:51.5	+1:03.3	11	18:20.6	+1:23.7	12	20:46.1	+1:35.7	12	26:24.0	+2:05.8	12
Sector Time:	4:54.3	+22.8	9	5:31.1	+27.9	12	2:26.1	+12.6	14	5:29.1	+20.4	12	2:25.5	+12.0	12	5:37.9	+30.1	14
Cumulative Time:	28:50.4	+2:14.7	12	34:16.9	+2:27.9	12	36:47.2	+2:38.1	12	42:23.8	+2:58.9	12	44:55.8	+3:13.9	12	50:37.7	+3:44.5	12
Sector Time:	2:26.4	+8.9	12	5:26.5	+13.2	10	2:30.3	+10.2	15	5:36.6	+28.5	13	2:32.0	+15.0	14	5:41.9	+33.4	14
Cumulative Time:	53:12.5	+3:58.1	13													56:01.5	+4:06.5	14
Sector Time:	2:34.8	+13.6	15													2:49.0	+15.2	12



SUN 15 MAR 2026

Start Time 9:15

End Time 10:34

## Competition Analysis

Analisi della competizione

Rank	Bib	Name	1.6km/10.6km/19.6km			3.0km/12.0km			4.6km/13.6km			6.0km/15.0km			7.6km/16.6km			9.0km/18.0km/21.0km			Rank	
			Time	Behind	Rk	Time	Behind	Rk	Time	Behind	Rk	Time	Behind	Rk	Time	Behind	Rk	Time	Behind	Rk		
<b>15</b>	<b>28</b>	<b>MEENAGH Scott</b>	<b>GBR</b>									<b>57:49.7</b>			<b>+5:54.7</b>			<b>15</b>				
Cumulative Time:		5:18.7	+47.2	21	11:08.4	+1:33.7	19	13:40.9	+1:52.7	19	19:25.4	+2:28.5	19	21:53.6	+2:43.2	19	27:31.6	+3:13.4	18			
Sector Time:		5:18.7	+47.2	21	5:49.7	+46.5	19	2:32.5	+19.0	16	5:44.5	+35.8	19	2:28.2	+14.7	13	5:38.0	+30.2	15			
Cumulative Time:		29:59.4	+3:23.7	15	35:38.4	+3:49.4	15	38:07.7	+3:58.6	15	44:02.5	+4:37.6	15	46:37.2	+4:55.3	15	52:26.1	+5:32.9	15			
Sector Time:		2:27.8	+10.3	13	5:39.0	+25.7	15	2:29.3	+9.2	13	5:54.8	+46.7	18	2:34.7	+17.7	15	5:48.9	+40.4	17			
Cumulative Time:		54:58.4	+5:44.0	15													57:49.7	+5:54.7	15			
Sector Time:		2:32.3	+11.1	12													2:51.3	+17.5	15			
<b>16</b>	<b>35</b>	<b>PLEWA Krzysztof</b>	<b>POL</b>									<b>58:16.8</b>			<b>+6:21.8</b>			<b>16</b>				
Cumulative Time:		5:17.8	+46.3	19	11:01.3	+1:26.6	17	13:32.6	+1:44.4	17	19:12.5	+2:15.6	17	21:45.2	+2:34.8	17	27:31.0	+3:12.8	16			
Sector Time:		5:17.8	+46.3	19	5:43.5	+40.3	16	2:31.3	+17.8	15	5:39.9	+31.2	17	2:32.7	+19.2	16	5:45.8	+38.0	17			
Cumulative Time:		30:06.1	+3:30.4	17	35:52.2	+4:03.2	17	38:28.0	+4:18.9	17	44:18.0	+4:53.1	17	46:55.1	+5:13.2	17	52:41.0	+5:47.8	17			
Sector Time:		2:35.1	+17.6	17	5:46.1	+32.8	18	2:35.8	+15.7	17	5:50.0	+41.9	16	2:37.1	+20.1	17	5:45.9	+37.4	16			
Cumulative Time:		55:20.8	+6:06.4	16													58:16.8	+6:21.8	16			
Sector Time:		2:39.8	+18.6	18													2:56.0	+22.2	17			
<b>17</b>	<b>40</b>	<b>CNOSSEN Daniel</b>	<b>USA</b>									<b>58:30.5</b>			<b>+6:35.5</b>			<b>17</b>				
Cumulative Time:		5:12.1	+40.6	15	10:50.5	+1:15.8	15	13:25.2	+1:37.0	14	19:04.5	+2:07.6	14	21:42.2	+2:31.8	14	27:28.9	+3:10.7	15			
Sector Time:		5:12.1	+40.6	15	5:38.4	+35.2	15	2:34.7	+21.2	18	5:39.3	+30.6	16	2:37.7	+24.2	20	5:46.7	+38.9	18			
Cumulative Time:		30:00.3	+3:24.6	16	35:44.0	+3:55.0	16	38:13.5	+4:04.4	16	44:07.3	+4:42.4	16	46:46.5	+5:04.6	16	52:39.9	+5:46.7	16			
Sector Time:		2:31.4	+13.9	16	5:43.7	+30.4	16	2:29.5	+9.4	14	5:53.8	+45.7	17	2:39.2	+22.2	19	5:53.4	+44.9	18			
Cumulative Time:		55:31.3	+6:16.9	18													58:30.5	+6:35.5	17			
Sector Time:		2:51.4	+30.2	24													2:59.2	+25.4	20			
<b>18</b>	<b>32</b>	<b>JEONG Jaeseok</b>	<b>KOR</b>									<b>58:35.2</b>			<b>+6:40.2</b>			<b>18</b>				
Cumulative Time:		5:07.2	+35.7	13	10:39.9	+1:05.2	14	13:32.3	+1:44.1	16	19:11.2	+2:14.3	16	21:46.2	+2:35.8	18	27:31.2	+3:13.0	17			
Sector Time:		5:07.2	+35.7	13	5:32.7	+29.5	13	2:52.4	+38.9	27	5:38.9	+30.2	15	2:35.0	+21.5	18	5:45.0	+37.2	16			
Cumulative Time:		30:08.4	+3:32.7	18	35:54.2	+4:05.2	18	38:37.7	+4:28.6	18	44:19.5	+4:54.6	18	46:58.9	+5:17.0	18	52:43.9	+5:50.7	18			
Sector Time:		2:37.2	+19.7	19	5:45.8	+32.5	17	2:43.5	+23.4	21	5:41.8	+33.7	15	2:39.4	+22.4	21	5:45.0	+36.5	15			
Cumulative Time:		55:21.2	+6:06.8	17													58:35.2	+6:40.2	18			
Sector Time:		2:37.3	+16.1	16													3:14.0	+40.2	26			
<b>19</b>	<b>34</b>	<b>ROCHA Guilherme</b>	<b>BRA</b>									<b>58:49.4</b>			<b>+6:54.4</b>			<b>19</b>				
Cumulative Time:		5:13.2	+41.7	16	11:02.2	+1:27.5	18	13:28.0	+1:39.8	15	19:09.9	+2:13.0	15	21:44.0	+2:33.6	15	27:39.6	+3:21.4	19			
Sector Time:		5:13.2	+41.7	16	5:49.0	+45.8	18	2:25.8	+12.3	13	5:41.9	+33.2	18	2:34.1	+20.6	17	5:55.6	+47.8	21			
Cumulative Time:		30:15.8	+3:40.1	19	36:10.4	+4:21.4	19	38:47.0	+4:37.9	19	44:42.2	+5:17.3	19	47:20.9	+5:39.0	19	53:15.1	+6:21.9	19			
Sector Time:		2:36.2	+18.7	18	5:54.6	+41.3	19	2:36.6	+16.5	18	5:55.2	+47.1	19	2:38.7	+21.7	18	5:54.2	+45.7	19			
Cumulative Time:		55:53.7	+6:39.3	19													58:49.4	+6:54.4	19			
Sector Time:		2:38.6	+17.4	17													2:55.7	+21.9	16			
<b>20</b>	<b>26</b>	<b>RIVERO FERNANDEZ Higinio</b>	<b>ESP</b>									<b>59:49.0</b>			<b>+7:54.0</b>			<b>20</b>				
Cumulative Time:		5:25.6	+54.1	22	11:29.6	+1:54.9	22	14:07.1	+2:18.9	22	19:55.7	+2:58.8	22	22:32.7	+3:22.3	22	28:27.5	+4:09.3	22			
Sector Time:		5:25.6	+54.1	22	6:04.0	+1:00.8	23	2:37.5	+24.0	20	5:48.6	+39.9	21	2:37.0	+23.5	19	5:54.8	+47.0	20			
Cumulative Time:		31:06.4	+4:30.7	21	37:04.4	+5:15.4	21	39:44.0	+5:34.9	21	45:39.3	+6:14.4	21	48:15.4	+6:33.5	20	54:10.7	+7:17.5	20			
Sector Time:		2:38.9	+21.4	20	5:58.0	+44.7	20	2:39.6	+19.5	20	5:55.3	+47.2	20	2:36.1	+19.1	16	5:55.3	+46.8	20			
Cumulative Time:		56:52.6	+7:38.2	20													59:49.0	+7:54.0	20			
Sector Time:		2:41.9	+20.7	19													2:56.4	+22.6	18			
<b>21</b>	<b>31</b>	<b>MINAMOTO Takaharu</b>	<b>JPN</b>									<b>1:00:12.1</b>			<b>+8:17.1</b>			<b>21</b>				
Cumulative Time:		5:16.8	+45.3	18	11:10.9	+1:36.2	20	13:44.6	+1:56.4	20	19:32.2	+2:35.3	20	22:13.1	+3:02.7	20	28:21.1	+4:02.9	20			
Sector Time:		5:16.8	+45.3	18	5:54.1	+50.9	21	2:33.7	+20.2	17	5:47.6	+38.9	20	2:40.9	+27.4	23	6:08.0	+1:00.2	23			
Cumulative Time:		31:00.4	+4:24.7	20	36:58.7	+5:09.7	20	39:37.2	+5:28.1	20	45:38.1	+6:13.2	20	48:17.4	+6:35.5	21	54:25.0	+7:31.8	21			
Sector Time:		2:39.3	+21.8	21	5:58.3	+45.0	21	2:38.5	+18.4	19	6:00.9	+52.8	21	2:39.3	+22.3	20	6:07.6	+59.1	22			
Cumulative Time:		57:10.0	+7:55.6	21													1:00:12.1	+8:17.1	21			
Sector Time:		2:45.0	+23.8	21													3:02.1	+28.3	23			



SUN 15 MAR 2026

Start Time 9:15

End Time 10:34

## Competition Analysis

Analisi della competizione

Rank	Bib	Name	1.6km/10.6km/19.6km			3.0km/12.0km			4.6km/13.6km			6.0km/15.0km			7.6km/16.6km			9.0km/18.0km/21.0km		
			Time	Behind	Rk	Time	Behind	Rk	Time	Behind	Rk	Time	Behind	Rk	Time	Behind	Rk	Time	Behind	Rk
<b>22</b>	<b>29</b>	<b>LULA Robelson</b>	<b>BRA</b>									<b>1:01:07.3</b>			<b>+9:12.3</b>			<b>22</b>		
Cumulative Time:			5:29.7	+58.2	23	11:29.9	+1:55.2	23	14:09.3	+2:21.1	23	20:04.3	+3:07.4	23	22:44.2	+3:33.8	23	28:54.3	+4:36.1	23
Sector Time:			5:29.7	+58.2	23	6:00.2	+57.0	22	2:39.4	+25.9	24	5:55.0	+46.3	22	2:39.9	+26.4	22	6:10.1	+1:02.3	24
Cumulative Time:			31:39.3	+5:03.6	23	37:44.1	+5:55.1	23	40:28.5	+6:19.4	22	46:35.9	+7:11.0	22	49:24.7	+7:42.8	22	55:25.3	+8:32.1	22
Sector Time:			2:45.0	+27.5	24	6:04.8	+51.5	22	2:44.4	+24.3	22	6:07.4	+59.3	23	2:48.8	+31.8	24	6:00.6	+52.1	21
Cumulative Time:			58:08.2	+8:53.8	22													1:01:07.3	+9:12.3	22
Sector Time:			2:42.9	+21.7	20													2:59.1	+25.3	19
<b>23</b>	<b>21</b>	<b>MILN Dave</b>	<b>AUS</b>									<b>1:01:32.7</b>			<b>+9:37.7</b>			<b>23</b>		
Cumulative Time:			5:32.5	+1:01.0	24	11:47.4	+2:12.7	25	14:25.3	+2:37.1	25	20:25.1	+3:28.2	24	23:07.9	+3:57.5	24	29:02.0	+4:43.8	24
Sector Time:			5:32.5	+1:01.0	24	6:14.9	+1:11.7	25	2:37.9	+24.4	21	5:59.8	+51.1	24	2:42.8	+29.3	25	5:54.1	+46.3	19
Cumulative Time:			31:42.9	+5:07.2	24	37:52.0	+6:03.0	24	40:48.2	+6:39.1	24	46:53.9	+7:29.0	23	49:36.8	+7:54.9	23	55:46.2	+8:53.0	23
Sector Time:			2:40.9	+23.4	22	6:09.1	+55.8	23	2:56.2	+36.1	25	6:05.7	+57.6	22	2:42.9	+25.9	22	6:09.4	+1:00.9	23
Cumulative Time:			58:31.8	+9:17.4	23													1:01:32.7	+9:37.7	23
Sector Time:			2:45.6	+24.4	22													3:00.9	+27.1	21
<b>24</b>	<b>25</b>	<b>LIMA Nicolas</b>	<b>ARG</b>									<b>1:02:33.3</b>			<b>+10:38.3</b>			<b>24</b>		
Cumulative Time:			5:38.0	+1:06.5	25	11:44.4	+2:09.7	24	14:23.2	+2:35.0	24	20:32.1	+3:35.2	25	23:13.3	+4:02.9	25	29:25.5	+5:07.3	25
Sector Time:			5:38.0	+1:06.5	25	6:06.4	+1:03.2	24	2:38.8	+25.3	22	6:08.9	+1:00.2	25	2:41.2	+27.7	24	6:12.2	+1:04.4	26
Cumulative Time:			32:08.9	+5:33.2	25	38:21.6	+6:32.6	25	41:08.2	+6:59.1	25	47:23.5	+7:58.6	25	50:12.2	+8:30.3	24	56:37.5	+9:44.3	24
Sector Time:			2:43.4	+25.9	23	6:12.7	+59.4	24	2:46.6	+26.5	23	6:15.3	+1:07.2	24	2:48.7	+31.7	23	6:25.3	+1:16.8	26
Cumulative Time:			59:26.0	+10:11.6	24													1:02:33.3	+10:38.3	24
Sector Time:			2:48.5	+27.3	23													3:07.3	+33.5	24
<b>25</b>	<b>30</b>	<b>FURUBERG Arnt Christian</b>	<b>SWE</b>									<b>1:02:46.7</b>			<b>+10:51.7</b>			<b>25</b>		
Cumulative Time:			5:18.6	+47.1	20	11:11.1	+1:36.4	21	13:50.1	+2:01.9	21	19:45.3	+2:48.4	21	22:24.2	+3:13.8	21	28:26.6	+4:08.4	21
Sector Time:			5:18.6	+47.1	20	5:52.5	+49.3	20	2:39.0	+25.5	23	5:55.2	+46.5	23	2:38.9	+25.4	21	6:02.4	+54.6	22
Cumulative Time:			31:15.0	+4:39.3	22	37:35.5	+5:46.5	22	40:36.9	+6:27.8	23	47:22.5	+7:57.6	24	50:33.1	+8:51.2	25	56:52.1	+9:58.9	25
Sector Time:			2:48.4	+30.9	25	6:20.5	+1:07.2	26	3:01.4	+41.3	27	6:45.6	+1:37.5	29	3:10.6	+53.6	27	6:19.0	+1:10.5	24
Cumulative Time:			59:45.0	+10:30.6	25													1:02:46.7	+10:51.7	25
Sector Time:			2:52.9	+31.7	25													3:01.7	+27.9	22
<b>26</b>	<b>27</b>	<b>SPATOLA Giuseppe</b>	<b>ITA</b>									<b>1:03:40.5</b>			<b>+11:45.5</b>			<b>26</b>		
Cumulative Time:			5:43.6	+1:12.1	26	12:02.6	+2:27.9	26	14:48.9	+3:00.7	26	20:59.4	+4:02.5	26	23:46.9	+4:36.5	26	29:57.4	+5:39.2	26
Sector Time:			5:43.6	+1:12.1	26	6:19.0	+1:15.8	26	2:46.3	+32.8	25	6:10.5	+1:01.8	26	2:47.5	+34.0	26	6:10.5	+1:02.7	25
Cumulative Time:			32:53.1	+6:17.4	26	39:07.5	+7:18.5	26	41:57.3	+7:48.2	26	48:15.6	+8:50.7	26	51:08.1	+9:26.2	26	57:30.7	+10:37.5	26
Sector Time:			2:55.7	+38.2	29	6:14.4	+1:01.1	25	2:49.8	+29.7	24	6:18.3	+1:10.2	25	2:52.5	+35.5	25	6:22.6	+1:14.1	25
Cumulative Time:			1:00:32.1	+11:17.7	26													1:03:40.5	+11:45.5	26
Sector Time:			3:01.4	+40.2	27													3:08.4	+34.6	25
<b>27</b>	<b>24</b>	<b>SAMMARELLI Leo</b>	<b>CAN</b>									<b>1:06:30.6</b>			<b>+14:35.6</b>			<b>27</b>		
Cumulative Time:			6:00.5	+1:29.0	28	12:33.5	+2:58.8	28	15:22.4	+3:34.2	27	21:45.8	+4:48.9	27	24:40.1	+5:29.7	27	31:02.5	+6:44.3	27
Sector Time:			6:00.5	+1:29.0	28	6:33.0	+1:29.8	29	2:48.9	+35.4	26	6:23.4	+1:14.7	27	2:54.3	+40.8	28	6:22.4	+1:14.6	27
Cumulative Time:			33:55.6	+7:19.9	27	40:33.3	+8:44.3	27	43:34.3	+9:25.2	27	50:12.9	+10:48.0	27	53:24.1	+11:42.2	27	59:59.1	+13:05.9	27
Sector Time:			2:53.1	+35.6	26	6:37.7	+1:24.4	27	3:01.0	+40.9	26	6:38.6	+1:30.5	27	3:11.2	+54.2	28	6:35.0	+1:26.5	27
Cumulative Time:			1:03:04.2	+13:49.8	27													1:06:30.6	+14:35.6	27
Sector Time:			3:05.1	+43.9	28													3:26.4	+52.6	29
<b>28</b>	<b>22</b>	<b>LORENZO Omar Alejandro</b>	<b>ARG</b>									<b>1:06:52.0</b>			<b>+14:57.0</b>			<b>28</b>		
Cumulative Time:			5:59.5	+1:28.0	27	12:28.8	+2:54.1	27	15:26.0	+3:37.8	28	21:55.1	+4:58.2	28	24:46.8	+5:36.4	28	31:17.3	+6:59.1	28
Sector Time:			5:59.5	+1:28.0	27	6:29.3	+1:26.1	27	2:57.2	+43.7	29	6:29.1	+1:20.4	28	2:51.7	+38.2	27	6:30.5	+1:22.7	29
Cumulative Time:			34:12.6	+7:36.9	28	40:55.0	+9:06.0	28	44:04.5	+9:55.4	28	50:38.2	+11:13.3	28	53:37.0	+11:55.1	28	1:00:19.7	+13:26.5	28
Sector Time:			2:55.3	+37.8	27	6:42.4	+1:29.1	28	3:09.5	+49.4	29	6:33.7	+1:25.6	26	2:58.8	+41.8	26	6:42.7	+1:34.2	28
Cumulative Time:			1:03:26.2	+14:11.8	28													1:06:52.0	+14:57.0	28
Sector Time:			3:06.5	+45.3	29													3:25.8	+52.0	28



## Competition Analysis

Analisi della competizione

Rank	Bib	Name	1.6km/10.6km/19.6km			3.0km/12.0km			4.6km/13.6km			6.0km/15.0km			7.6km/16.6km			9.0km/18.0km/21.0km			NPC Code	Finish Time	Behind	Rank
			Time	Behind	Rk	Time	Behind	Rk	Time	Behind	Rk	Time	Behind	Rk	Time	Behind	Rk	Time	Behind	Rk				
<b>29</b>	<b>23</b>	<b>CHAVEZ David</b>																			<b>ESA</b>	<b>1:07:24.6</b>	<b>+15:29.6</b>	<b>29</b>
Cumulative Time:			6:18.8	+1:47.3	29	12:50.1	+3:15.4	29	15:46.2	+3:58.0	29	22:19.2	+5:22.3	29	25:20.4	+6:10.0	29	31:48.7	+7:30.5	29				
Sector Time:			6:18.8	+1:47.3	29	6:31.3	+1:28.1	28	2:56.1	+42.6	28	6:33.0	+1:24.3	29	3:01.2	+47.7	29	6:28.3	+1:20.5	28				
Cumulative Time:			34:44.3	+8:08.6	29	41:27.0	+9:38.0	29	44:30.3	+10:21.2	29	51:12.8	+11:47.9	29	54:26.8	+12:44.9	29	1:01:10.9	+14:17.7	29				
Sector Time:			2:55.6	+38.1	28	6:42.7	+1:29.4	29	3:03.3	+43.2	28	6:42.5	+1:34.4	28	3:14.0	+57.0	29	6:44.1	+1:35.6	29				
Cumulative Time:			1:04:09.1	+14:54.7	29													1:07:24.6	+15:29.6	29				
Sector Time:			2:58.2	+37.0	26													3:15.5	+41.7	27				

### Did Not Start (DNS)

<b>38</b>	<b>KRAVCHUK Vasyl</b>	<b>UKR</b>
<b>42</b>	<b>PIKE Aaron</b>	<b>USA</b>
<b>44</b>	<b>ZAPLOTINSKY Derek</b>	<b>CAN</b>

### Jury Decisions

<b>Written Reprimand</b>	<b>MEENAGH Scott</b>	<b>GBR</b>	Equipment Rule 7.2.1.4 - out of contact with seat
<b>Written Reprimand</b>	<b>BAL Pavlo</b>	<b>UKR</b>	12343.5 - Wrong means of identification

**Note:**  
All times in this output are "Factored Times".

**Legend**  
= Equal sign indicates that two or more competitors share the same rank **Rk** Rank



SUN 15 MAR 2026

Start Time 11:00

End Time 12:04

## Results

### Risultati

Rank	Bib	FIS Code	Name	NPC Code	Sport Class	%	10.6km Time Rank	Real Time	Delta	Result	FIS Points
1	149	100497	WANG Chenyang	CHN	LW5/7	90	22:10.7 1	45:50.2		<b>41:15.2</b>	0.00
2	139	100706	HUANG Lingxin	CHN	LW5/7	90	22:56.3 2	47:11.6	+1:21.4	<b>42:28.4</b>	23.66
3	138	100682	LIU Xiaobin	CHN	LW5/7	90	23:22.8 3	47:48.8	+1:58.6	<b>43:01.9</b>	34.49
4	143	100479	GERLITS Alexandr	KAZ	LW6	95	23:45.8 5	45:57.4	+2:31.9	<b>43:39.5</b>	46.64
5	146	100822	DRAHUN Serafym	UKR	LW8	96	23:58.7 6	45:52.1	+2:53.8	<b>44:02.0</b>	53.91
6	150	100435	KAWAYOKE Taiki	JPN	LW5/7	90	23:42.5 4	49:05.7	+3:15.5	<b>44:11.1</b>	56.85
7	145	100392	MAIER Marco	GER	LW8	96	24:09.0 7	46:19.8	+3:21.5	<b>44:28.6</b>	62.51
8	134	101092	KOBAL Vladislav	KAZ	LW8	96	24:34.2 10	46:54.4	+3:56.1	<b>45:01.8</b>	73.24
9	137	100582	CAI Jiayun	CHN	LW8	96	24:40.1 11	46:56.8	+3:58.5	<b>45:04.1</b>	73.98
10	147	100294	SKUPIEN Witold	POL	LW5/7	90	24:16.2 8	50:07.1	+4:16.9	<b>45:06.4</b>	74.73
11	142	100730	TABOURET Karl	FRA	LW3	87	24:28.0 9	52:06.7	+4:41.6	<b>45:20.2</b>	79.19
12	136	100214	DAVIET Benjamin	FRA	LW2	93	25:00.6 12	49:15.2	+4:53.7	<b>45:48.3</b>	88.27
13	130	100687	YUAN Mingshou	CHN	LW5/7	90	25:02.7 14	51:22.3	+5:32.1	<b>46:14.1</b>	96.61
14	140	100838	SVIRYDZENKA Raman	BLR	LW4	96	25:01.3 13	48:30.9	+5:32.6	<b>46:34.5</b>	103.20
15	144	100716	SEREDA Dmytro	UKR	LW8	96	25:31.8 16	49:29.9	+6:31.6	<b>47:31.1</b>	121.49
16	133	100598	ALIMOV Nurlan	KAZ	LW6	95	25:31.3 15	50:06.1	+6:40.6	<b>47:35.8</b>	123.01
17	132	100425	TAVASCI Luca	SUI	LW8	96	26:15.8 17	50:23.7	+7:25.4	<b>48:22.8</b>	138.20
18	126	100552	TONINELLI Cristian	ITA	LW8	96	26:21.4 19	50:29.3	+7:31.0	<b>48:28.1</b>	139.92
19	135	100077	HAUGEN Kjartan	NOR	LW4	96	26:16.1 18	50:43.1	+7:44.8	<b>48:41.4</b>	144.21
20	141	100068	NITTA Yoshihiro	JPN	LW8	96	26:51.4 20	51:19.5	+8:21.2	<b>49:16.3</b>	155.49
21	131	100071	SATO Keiichi	JPN	LW8	96	27:38.2 21	52:45.6	+9:47.3	<b>50:39.0</b>	182.22
22	123	100885	DAL PASTRO Mattia	ITA	LW6	95	27:44.3 22	54:06.0	+10:40.5	<b>51:23.7</b>	196.67
23	124	100936	SKODA Matej	CZE	LW8	96	28:44.3 24	54:36.3	+11:38.0	<b>52:25.2</b>	216.55
24	129	100318	IWAMOTO Keigo	JPN	LW3	87	27:55.5 23	1:00:17.0	+12:51.9	<b>52:26.8</b>	217.07
25	128	100957	da SILVA Wellington	BRA	LW8	96	29:03.4 26	55:06.2	+12:07.9	<b>52:54.0</b>	225.86
26	122	101081	MELKONYAN Garik	ARM	LW6	95	29:20.0 27	55:58.9	+12:33.4	<b>53:11.0</b>	231.35
26	125	100635	TSEGMID Dashdorj	MGL	LW8	96	28:53.4 25	55:24.0	+12:25.7	<b>53:11.0</b>	231.35
28	127	100267	BATMUNKH Ganbold	MGL	LW6	95	29:23.3 28	58:03.5	+14:38.0	<b>55:09.3</b>	269.59
29	121	100937	MOTEJZIK Miroslav	CZE	LW4	96	32:37.1 29	1:02:58.0	+19:59.7	<b>1:00:26.9</b>	372.24

#### Did Not Start (DNS)

	148	100365	ROMANIUK Serhii	UKR	LW8	96
--	-----	--------	-----------------	-----	-----	----

#### Jury Information

FIS Technical Delegate	AALBERG John (CAN)
FIS Assistant Technical Delegate	KALVEDAL Ingela (SWE)
FIS Race Director	ZIPFEL Georg (FIS)
Chief of Competition	ROSA Anna (ITA)
FIS Jury Member	VELECHSHUK Alexandr (GER)
FIS Adaptive Equipment Controller (Classification) – Non-voting	SANDWICK Sue (FIS)
FIS Equipment Controller – Non-voting	ENNEMOSER Lukas (FIS)

#### Course Information

Course name	Standing CC 4km
Height Difference (HD)	50m
Maximum Climb (MC)	20m
Total Climb (TC)	104m
Length of Lap	3800m
Number of Laps	5



SUN 15 MAR 2026

Start Time 11:00

End Time 12:04

## Results

Risultati

Weather	Snow Condition	Temperature		Athletes/NPCs						
		Air	Snow	Entries	Ranked	DNF	DSQ	DNS	NPS	DQB
Scattered rain showers	Wet	3.9°C	0.0°C	30/15	29/15	0/0	0/0	1/1	0/0	0/0

**Note:**

All times except 'Real Time' are calculated times. Result (calculated time) is the real time multiplied by the athlete's percentage.

Delta – is the time (in real time) the skier would have to ski faster in order to tie the winners result (in calculated time).

**Legend:**

**DNF** Did not Finish

**DNS** Did not Start

**DQB** Disqualified for unsportsmanlike behaviour

**DSQ** Disqualified

**NPS** Not Permitted to Start



SUN 15 MAR 2026

Start Time 11:00

End Time 12:04

### Competition Analysis

Analisi della competizione

Rank	Bib	Name	NPC Code						Finish Time						Behind	Rank			
		1.2km/9.2km/17.2km			2.6km/10.6km/18.6km			4.0km/12.0km			5.2km/13.2km			6.6km/14.6km			8.0km/16.0km/20.0km		
		Time	Behind	Rk	Time	Behind	Rk	Time	Behind	Rk	Time	Behind	Rk	Time	Behind	Rk	Time	Behind	Rk
<b>1</b>	<b>149</b>	<b>WANG Chenyang</b>	<b>CHN</b>						<b>41:15.2</b>						<b>0.0</b>	<b>1</b>			
Cumulative Time:		4:01.1	0.0	1	5:46.4	0.0	1	8:58.0	0.0	1	12:04.7	0.0	1	13:54.4	0.0	1	17:11.6	0.0	1
Sector Time:		4:01.1	0.0	1	1:45.3	0.0	1	3:11.6	0.0	1	3:06.7	0.0	1	1:49.7	+0.1	2	3:17.2	0.0	1
Cumulative Time:		20:24.0	0.0	1	22:10.7	0.0	1	25:32.2	0.0	1	28:47.7	0.0	1	30:37.6	0.0	1	33:57.6	0.0	1
Sector Time:		3:12.4	0.0	1	1:46.7	0.0	1	3:21.5	0.0	1	3:15.5	+0.7	2	1:49.9	0.0	1	3:20.0	0.0	1
Cumulative Time:		37:12.0	0.0	1	39:03.1	0.0	1										41:15.2	0.0	1
Sector Time:		3:14.4	0.0	1	1:51.1	+2.6	3										2:12.1	0.0	1
<b>2</b>	<b>139</b>	<b>HUANG Lingxin</b>	<b>CHN</b>						<b>42:28.4</b>						<b>+1:13.2</b>	<b>2</b>			
Cumulative Time:		4:10.3	+9.2	2	6:01.3	+14.9	4	9:22.5	+24.5	2	12:33.2	+28.5	2	14:26.6	+32.2	2	17:50.0	+38.4	2
Sector Time:		4:10.3	+9.2	2	1:51.0	+5.7	5	3:21.2	+9.6	2	3:10.7	+4.0	2	1:53.4	+3.8	3	3:23.4	+6.2	2
Cumulative Time:		21:03.6	+39.6	2	22:56.3	+45.6	2	26:22.4	+50.2	2	29:37.2	+49.5	2	31:31.9	+54.3	2	34:57.5	+59.9	2
Sector Time:		3:13.6	+1.2	2	1:52.7	+6.0	4	3:26.1	+4.6	2	3:14.8	0.0	1	1:54.7	+4.8	7	3:25.6	+5.6	2
Cumulative Time:		38:13.4	+1:01.4	2	40:08.4	+1:05.3	2										42:28.4	+1:13.2	2
Sector Time:		3:15.9	+1.5	2	1:55.0	+6.5	6										2:20.0	+7.9	6
<b>3</b>	<b>138</b>	<b>LIU Xiaobin</b>	<b>CHN</b>						<b>43:01.9</b>						<b>+1:46.7</b>	<b>3</b>			
Cumulative Time:		4:10.7	+9.6	3	6:01.2	+14.8	3	9:24.3	+26.3	3	12:45.7	+41.0	3	14:40.6	+46.2	3	18:06.5	+54.9	3
Sector Time:		4:10.7	+9.6	3	1:50.5	+5.2	4	3:23.1	+11.5	3	3:21.4	+14.7	4	1:54.9	+5.3	7	3:25.9	+8.7	3
Cumulative Time:		21:32.6	+1:08.6	3	23:22.8	+1:12.1	3	26:50.0	+1:17.8	3	30:14.9	+1:27.2	3	32:06.7	+1:29.1	3	35:32.8	+1:35.2	3
Sector Time:		3:26.1	+13.7	6	1:50.2	+3.5	2	3:27.2	+5.7	3	3:24.9	+10.1	6	1:51.8	+1.9	2	3:26.1	+6.1	3
Cumulative Time:		38:53.8	+1:41.8	3	40:46.1	+1:43.0	3										43:01.9	+1:46.7	3
Sector Time:		3:21.0	+6.6	3	1:52.3	+3.8	4										2:15.8	+3.7	4
<b>4</b>	<b>143</b>	<b>GERLITS Alexandr</b>	<b>KAZ</b>						<b>43:39.5</b>						<b>+2:24.3</b>	<b>4</b>			
Cumulative Time:		4:21.7	+20.6	5	6:15.1	+28.7	5	9:39.9	+41.9	5	13:04.7	+1:00.0	5	14:58.9	+1:04.5	5	18:26.2	+1:14.6	5
Sector Time:		4:21.7	+20.6	5	1:53.4	+8.1	7	3:24.8	+13.2	4	3:24.8	+18.1	7	1:54.2	+4.6	5	3:27.3	+10.1	4
Cumulative Time:		21:51.4	+1:27.4	5	23:45.8	+1:35.1	5	27:17.5	+1:45.3	4	30:38.9	+1:51.2	4	32:33.2	+1:55.6	4	36:04.6	+2:07.0	4
Sector Time:		3:25.2	+12.8	5	1:54.4	+7.7	6	3:31.7	+10.2	4	3:21.4	+6.6	4	1:54.3	+4.4	6	3:31.4	+11.4	4
Cumulative Time:		39:25.9	+2:13.9	4	41:19.4	+2:16.3	4										43:39.5	+2:24.3	4
Sector Time:		3:21.3	+6.9	=4	1:53.5	+5.0	5										2:20.1	+8.0	7
<b>5</b>	<b>146</b>	<b>DRAHUN Serafym</b>	<b>UKR</b>						<b>44:02.0</b>						<b>+2:46.8</b>	<b>5</b>			
Cumulative Time:		4:26.6	+25.5	9	6:24.4	+38.0	9	9:53.9	+55.9	9	13:13.5	+1:08.8	6	15:07.8	+1:13.4	6	18:36.2	+1:24.6	6
Sector Time:		4:26.6	+25.5	9	1:57.8	+12.5	10	3:29.5	+17.9	9	3:19.6	+12.9	3	1:54.3	+4.7	6	3:28.4	+11.2	5
Cumulative Time:		22:03.7	+1:39.7	6	23:58.7	+1:48.0	6	27:31.5	+1:59.3	6	30:59.3	+2:11.6	6	32:52.9	+2:15.3	6	36:29.0	+2:31.4	6
Sector Time:		3:27.5	+15.1	8	1:55.0	+8.3	7	3:32.8	+11.3	5	3:27.8	+13.0	7	1:53.6	+3.7	4	3:36.1	+16.1	5
Cumulative Time:		39:58.3	+2:46.3	6	41:46.8	+2:43.7	5										44:02.0	+2:46.8	5
Sector Time:		3:29.3	+14.9	8	1:48.5	0.0	1										2:15.2	+3.1	3
<b>6</b>	<b>150</b>	<b>KAWAYOKE Taiki</b>	<b>JPN</b>						<b>44:11.1</b>						<b>+2:55.9</b>	<b>6</b>			
Cumulative Time:		4:11.6	+10.5	4	6:00.7	+14.3	2	9:29.0	+31.0	4	12:50.6	+45.9	4	14:46.6	+52.2	4	18:20.5	+1:08.9	4
Sector Time:		4:11.6	+10.5	4	1:49.1	+3.8	2	3:28.3	+16.7	6	3:21.6	+14.9	5	1:56.0	+6.4	9	3:33.9	+16.7	=7
Cumulative Time:		21:44.1	+1:20.1	4	23:42.5	+1:31.8	4	27:19.9	+1:47.7	5	30:44.3	+1:56.6	5	32:44.3	+2:06.7	5	36:21.8	+2:24.2	5
Sector Time:		3:23.6	+11.2	=3	1:58.4	+11.7	=11	3:37.4	+15.9	8	3:24.4	+9.6	5	2:00.0	+10.1	12	3:37.5	+17.5	9
Cumulative Time:		39:50.5	+2:38.5	5	41:51.3	+2:48.2	6										44:11.1	+2:55.9	6
Sector Time:		3:28.7	+14.3	7	2:00.8	+12.3	=12										2:19.8	+7.7	5
<b>7</b>	<b>145</b>	<b>MAIER Marco</b>	<b>GER</b>						<b>44:28.6</b>						<b>+3:13.4</b>	<b>7</b>			
Cumulative Time:		4:30.8	+29.7	11	6:20.4	+34.0	8	9:46.9	+48.9	6	13:19.3	+1:14.6	8	15:08.9	+1:14.5	7	18:42.1	+1:30.5	7
Sector Time:		4:30.8	+29.7	11	1:49.6	+4.3	3	3:26.5	+14.9	5	3:32.4	+25.7	=14	1:49.6	0.0	1	3:33.2	+16.0	6
Cumulative Time:		22:13.4	+1:49.4	7	24:09.0	+1:58.3	7	27:49.7	+2:17.5	7	31:28.1	+2:40.4	7	33:21.8	+2:44.2	7	36:58.0	+3:00.4	7
Sector Time:		3:31.3	+18.9	9	1:55.6	+8.9	8	3:40.7	+19.2	12	3:38.4	+23.6	13	1:53.7	+3.8	5	3:36.2	+16.2	6
Cumulative Time:		40:25.7	+3:13.7	7	42:15.5	+3:12.4	7										44:28.6	+3:13.4	7
Sector Time:		3:27.7	+13.3	6	1:49.8	+1.3	2										2:13.1	+1.0	2



SUN 15 MAR 2026

Start Time 11:00

End Time 12:04

## Competition Analysis

Analisi della competizione

Rank	Bib	Name	1.2km/9.2km/17.2km				2.6km/10.6km/18.6km				4.0km/12.0km				5.2km/13.2km				6.6km/14.6km				8.0km/16.0km/20.0km				
		Time		Behind		Rk		Time		Behind		Rk		Time		Behind		Rk		Time		Behind		Rk			
<b>8</b>	<b>134</b>	<b>KOBAL Vladislav</b>									<b>KAZ</b>				<b>45:01.8</b>				<b>+3:46.6</b>				<b>8</b>				
Cumulative Time:		4:37.5	+36.4	14	6:33.6	+47.2	12	10:13.2	+1:15.2	12	13:42.1	+1:37.4	12	15:38.9	+1:44.5	10	19:15.1	+2:03.5	10								
Sector Time:		4:37.5	+36.4	14	1:56.1	+10.8	9	3:39.6	+28.0	11	3:28.9	+22.2	9	1:56.8	+7.2	10	3:36.2	+19.0	10								
Cumulative Time:		22:41.7	+2:17.7	10	24:34.2	+2:23.5	10	28:10.5	+2:38.3	10	31:40.3	+2:52.6	10	33:36.5	+2:58.9	9	37:14.6	+3:17.0	9								
Sector Time:		3:26.6	+14.2	7	1:52.5	+5.8	3	3:36.3	+14.8	7	3:29.8	+15.0	8	1:56.2	+6.3	8	3:38.1	+18.1	11								
Cumulative Time:		40:44.0	+3:32.0	9	42:40.8	+3:37.7	9										45:01.8	+3:46.6	8								
Sector Time:		3:29.4	+15.0	9	1:56.8	+8.3	7										2:21.0	+8.9	8								
<b>9</b>	<b>137</b>	<b>CAI Jiayun</b>									<b>CHN</b>				<b>45:04.1</b>				<b>+3:48.9</b>				<b>9</b>				
Cumulative Time:		4:36.9	+35.8	13	6:38.4	+52.0	14	10:18.4	+1:20.4	13	13:41.7	+1:37.0	11	15:42.4	+1:48.0	12	19:20.2	+2:08.6	11								
Sector Time:		4:36.9	+35.8	13	2:01.5	+16.2	13	3:40.0	+28.4	12	3:23.3	+16.6	6	2:00.7	+11.1	14	3:37.8	+20.6	11								
Cumulative Time:		22:43.8	+2:19.8	11	24:40.1	+2:29.4	11	28:19.6	+2:47.4	11	31:40.6	+2:52.9	11	33:42.0	+3:04.4	11	37:19.6	+3:22.0	11								
Sector Time:		3:23.6	+11.2	=3	1:56.3	+9.6	9	3:39.5	+18.0	11	3:21.0	+6.2	3	2:01.4	+11.5	13	3:37.6	+17.6	10								
Cumulative Time:		40:40.9	+3:28.9	8	42:38.4	+3:35.3	8										45:04.1	+3:48.9	9								
Sector Time:		3:21.3	+6.9	=4	1:57.5	+9.0	=8										2:25.7	+13.6	12								
<b>10</b>	<b>147</b>	<b>SKUPIEN Witold</b>									<b>POL</b>				<b>45:06.4</b>				<b>+3:51.2</b>				<b>10</b>				
Cumulative Time:		4:26.9	+25.8	10	6:18.9	+32.5	6	9:48.2	+50.2	7	13:17.9	+1:13.2	7	15:12.0	+1:17.6	8	18:47.3	+1:35.7	9								
Sector Time:		4:26.9	+25.8	10	1:52.0	+6.7	6	3:29.3	+17.7	8	3:29.7	+23.0	=10	1:54.1	+4.5	4	3:35.3	+18.1	9								
Cumulative Time:		22:23.1	+1:59.1	8	24:16.2	+2:05.5	8	27:55.5	+2:23.3	8	31:33.5	+2:45.8	8	33:27.0	+2:49.4	8	37:07.7	+3:10.1	8								
Sector Time:		3:35.8	+23.4	13	1:53.1	+6.4	5	3:39.3	+17.8	10	3:38.0	+23.2	11	1:53.5	+3.6	3	3:40.7	+20.7	12								
Cumulative Time:		40:44.6	+3:32.6	10	42:42.1	+3:39.0	10										45:06.4	+3:51.2	10								
Sector Time:		3:36.9	+22.5	13	1:57.5	+9.0	=8										2:24.3	+12.2	10								
<b>11</b>	<b>142</b>	<b>TABOURET Karl</b>									<b>FRA</b>				<b>45:20.2</b>				<b>+4:05.0</b>				<b>11</b>				
Cumulative Time:		4:25.4	+24.3	7	6:19.9	+33.5	7	9:49.0	+51.0	8	13:21.4	+1:16.7	9	15:19.4	+1:25.0	9	18:53.3	+1:41.7	9								
Sector Time:		4:25.4	+24.3	7	1:54.5	+9.2	8	3:29.1	+17.5	7	3:32.4	+25.7	=14	1:58.0	+8.4	11	3:33.9	+16.7	=7								
Cumulative Time:		22:25.1	+2:01.1	9	24:28.0	+2:17.3	9	28:02.4	+2:30.2	9	31:37.5	+2:49.8	9	33:39.0	+3:01.4	10	37:15.4	+3:17.8	10								
Sector Time:		3:31.8	+19.4	10	2:02.9	+16.2	15	3:34.4	+12.9	6	3:35.1	+20.3	10	2:01.5	+11.6	14	3:36.4	+16.4	=7								
Cumulative Time:		40:50.9	+3:38.9	11	42:55.2	+3:52.1	11										45:20.2	+4:05.0	11								
Sector Time:		3:35.5	+21.1	11	2:04.3	+15.8	19										2:25.0	+12.9	11								
<b>12</b>	<b>136</b>	<b>DAVIET Benjamin</b>									<b>FRA</b>				<b>45:48.3</b>				<b>+4:33.1</b>				<b>12</b>				
Cumulative Time:		4:40.2	+39.1	15	6:40.6	+54.2	15	10:21.4	+1:23.4	15	13:48.0	+1:43.3	14	15:49.0	+1:54.6	13	19:27.0	+2:15.4	13								
Sector Time:		4:40.2	+39.1	15	2:00.4	+15.1	12	3:40.8	+29.2	13	3:26.6	+19.9	8	2:01.0	+11.4	15	3:38.0	+20.8	12								
Cumulative Time:		23:02.2	+2:38.2	13	25:00.6	+2:49.9	12	28:38.5	+3:06.3	12	32:10.8	+3:23.1	12	34:08.3	+3:30.7	12	37:44.7	+3:47.1	12								
Sector Time:		3:35.2	+22.8	11	1:58.4	+11.7	=11	3:37.9	+16.4	9	3:32.3	+17.5	9	1:57.5	+7.6	9	3:36.4	+16.4	=7								
Cumulative Time:		41:20.6	+4:08.6	12	43:20.5	+4:17.4	12										45:48.3	+4:33.1	12								
Sector Time:		3:35.9	+21.5	12	1:59.9	+11.4	10										2:27.8	+15.7	14								
<b>13</b>	<b>130</b>	<b>YUAN Mingshou</b>									<b>CHN</b>				<b>46:14.1</b>				<b>+4:58.9</b>				<b>13</b>				
Cumulative Time:		4:35.9	+34.8	12	6:35.5	+49.1	13	10:19.1	+1:21.1	14	13:50.8	+1:46.1	15	15:51.1	+1:56.7	15	19:30.5	+2:18.9	14								
Sector Time:		4:35.9	+34.8	12	1:59.6	+14.3	11	3:43.6	+32.0	16	3:31.7	+25.0	12	2:00.3	+10.7	13	3:39.4	+22.2	13								
Cumulative Time:		23:05.9	+2:41.9	14	25:02.7	+2:52.0	14	28:48.7	+3:16.5	14	32:26.8	+3:39.1	14	34:25.3	+3:47.7	14	38:09.4	+4:11.8	13								
Sector Time:		3:35.4	+23.0	12	1:56.8	+10.1	10	3:46.0	+24.5	14	3:38.1	+23.3	12	1:58.5	+8.6	10	3:44.1	+24.1	13								
Cumulative Time:		41:42.9	+4:30.9	13	43:47.1	+4:44.0	13										46:14.1	+4:58.9	13								
Sector Time:		3:33.5	+19.1	10	2:04.2	+15.7	=17										2:27.0	+14.9	13								
<b>14</b>	<b>140</b>	<b>SVIRYDZENKA Raman</b>									<b>BLR</b>				<b>46:34.5</b>				<b>+5:19.3</b>				<b>14</b>				
Cumulative Time:		4:22.1	+21.0	6	6:25.2	+38.8	10	10:07.5	+1:09.5	11	13:37.2	+1:32.5	10	15:40.3	+1:45.9	11	19:22.1	+2:10.5	12								
Sector Time:		4:22.1	+21.0	6	2:03.1	+17.8	17	3:42.3	+30.7	15	3:29.7	+23.0	=10	2:03.1	+13.5	16	3:41.8	+24.6	14								
Cumulative Time:		22:59.5	+2:35.5	12	25:01.3	+2:50.6	13	28:46.4	+3:14.2	13	32:25.5	+3:37.8	13	34:24.2	+3:46.6	13	38:13.5	+4:15.9	14								
Sector Time:		3:37.4	+25.0	14	2:01.8	+15.1	13	3:45.1	+23.6	13	3:39.1	+24.3	14	1:58.7	+8.8	11	3:49.3	+29.3	14								
Cumulative Time:		41:54.7	+4:42.7	14	44:01.0	+4:57.9	14										46:34.5	+5:19.3	14								
Sector Time:		3:41.2	+26.8	14	2:06.3	+17.8	20										2:33.5	+21.4	18								



SUN 15 MAR 2026

Start Time 11:00

End Time 12:04

### Competition Analysis

Analisi della competizione

Rank	Bib	Name	NPC Code						Finish Time		Behind		Rank						
			1.2km/9.2km/17.2km		2.6km/10.6km/18.6km		4.0km/12.0km		5.2km/13.2km		6.6km/14.6km		8.0km/16.0km/20.0km						
			Time	Behind	Rk	Time	Behind	Rk	Time	Behind	Rk	Time	Behind	Rk					
<b>15</b>	<b>144</b>	<b>SEREDA Dmytro</b>	<b>UKR</b>						<b>47:31.1</b>		<b>+6:15.9</b>		<b>15</b>						
Cumulative Time:		4:26.5	+25.4	8	6:28.9	+42.5	11	10:06.0	+1:08.0	10	13:44.4	+1:39.7	13	15:50.5	+1:56.1	14	19:32.7	+2:21.1	15
Sector Time:		4:26.5	+25.4	8	2:02.4	+17.1	15	3:37.1	+25.5	10	3:38.4	+31.7	16	2:06.1	+16.5	18	3:42.2	+25.0	15
Cumulative Time:		23:25.3	+3:01.3	15	25:31.8	+3:21.1	16	29:20.1	+3:47.9	15	33:14.4	+4:26.7	15	35:19.5	+4:41.9	15	39:09.1	+5:11.5	15
Sector Time:		3:52.6	+40.2	19	2:06.5	+19.8	18	3:48.3	+26.8	15	3:54.3	+39.5	=19	2:05.1	+15.2	18	3:49.6	+29.6	15
Cumulative Time:		43:05.1	+5:53.1	16	45:09.2	+6:06.1	16										47:31.1	+6:15.9	15
Sector Time:		3:56.0	+41.6	20	2:04.1	+15.6	16										2:21.9	+9.8	9
<b>16</b>	<b>133</b>	<b>ALIMOV Nurlan</b>	<b>KAZ</b>						<b>47:35.8</b>		<b>+6:20.6</b>		<b>16</b>						
Cumulative Time:		4:44.7	+43.6	16	6:46.5	+1:00.1	16	10:32.3	+1:34.3	16	14:04.5	+1:59.8	16	15:59.9	+2:05.5	16	19:43.3	+2:31.7	16
Sector Time:		4:44.7	+43.6	16	2:01.8	+16.5	14	3:45.8	+34.2	17	3:32.2	+25.5	13	1:55.4	+5.8	8	3:43.4	+26.2	16
Cumulative Time:		23:27.5	+3:03.5	16	25:31.3	+3:20.6	15	29:28.5	+3:56.3	16	33:18.7	+4:31.0	16	35:20.4	+4:42.8	16	39:13.8	+5:16.2	16
Sector Time:		3:44.2	+31.8	15	2:03.8	+17.1	17	3:57.2	+35.7	18	3:50.2	+35.4	16	2:01.7	+11.8	16	3:53.4	+33.4	17
Cumulative Time:		42:58.8	+5:46.8	15	45:02.4	+5:59.3	15										47:35.8	+6:20.6	16
Sector Time:		3:45.0	+30.6	16	2:03.6	+15.1	=14										2:33.4	+21.3	17
<b>17</b>	<b>132</b>	<b>TAVASCI Luca</b>	<b>SUI</b>						<b>48:22.8</b>		<b>+7:07.6</b>		<b>17</b>						
Cumulative Time:		4:53.6	+52.5	19	6:56.2	+1:09.8	18	10:47.9	+1:49.9	18	14:39.4	+2:34.7	18	16:38.3	+2:43.9	18	20:24.6	+3:13.0	18
Sector Time:		4:53.6	+52.5	19	2:02.6	+17.3	16	3:51.7	+40.1	19	3:51.5	+44.8	21	1:58.9	+9.3	12	3:46.3	+29.1	18
Cumulative Time:		24:13.4	+3:49.4	18	26:15.8	+4:05.1	17	30:14.4	+4:42.2	19	34:08.7	+5:21.0	19	36:10.3	+5:32.7	18	40:07.5	+6:09.9	18
Sector Time:		3:48.8	+36.4	17	2:02.4	+15.7	14	3:58.6	+37.1	19	3:54.3	+39.5	=19	2:01.6	+11.7	15	3:57.2	+37.2	19
Cumulative Time:		43:52.4	+6:40.4	17	45:53.2	+6:50.1	17										48:22.8	+7:07.6	17
Sector Time:		3:44.9	+30.5	15	2:00.8	+12.3	=12										2:29.6	+17.5	15
<b>18</b>	<b>126</b>	<b>TONINELLI Cristian</b>	<b>ITA</b>						<b>48:28.1</b>		<b>+7:12.9</b>		<b>18</b>						
Cumulative Time:		4:54.7	+53.6	20	7:03.9	+1:17.5	20	10:52.6	+1:54.6	20	14:39.7	+2:35.0	19	16:44.5	+2:50.1	19	20:32.9	+3:21.3	19
Sector Time:		4:54.7	+53.6	20	2:09.2	+23.9	21	3:48.7	+37.1	18	3:47.1	+40.4	18	2:04.8	+15.2	17	3:48.4	+31.2	19
Cumulative Time:		24:18.0	+3:54.0	19	26:21.4	+4:10.7	19	30:11.0	+4:38.8	18	34:05.2	+5:17.5	17	36:08.3	+5:30.7	17	40:01.3	+6:03.7	17
Sector Time:		3:45.1	+32.7	16	2:03.4	+16.7	16	3:49.6	+28.1	16	3:54.2	+39.4	18	2:03.1	+13.2	17	3:53.0	+33.0	16
Cumulative Time:		43:54.0	+6:42.0	18	45:54.1	+6:51.0	18										48:28.1	+7:12.9	18
Sector Time:		3:52.7	+38.3	18	2:00.1	+11.6	11										2:34.0	+21.9	21
<b>19</b>	<b>135</b>	<b>HAUGEN Kjartan</b>	<b>NOR</b>						<b>48:41.4</b>		<b>+7:26.2</b>		<b>19</b>						
Cumulative Time:		4:50.5	+49.4	17	6:54.3	+1:07.9	17	10:36.2	+1:38.2	17	14:22.7	+2:18.0	17	16:29.4	+2:35.0	17	20:15.6	+3:04.0	17
Sector Time:		4:50.5	+49.4	17	2:03.8	+18.5	19	3:41.9	+30.3	14	3:46.5	+39.8	17	2:06.7	+17.1	20	3:46.2	+29.0	17
Cumulative Time:		24:09.2	+3:45.2	17	26:16.1	+4:05.4	18	30:09.9	+4:37.7	17	34:08.0	+5:20.3	18	36:13.4	+5:35.8	19	40:08.2	+6:10.6	19
Sector Time:		3:53.6	+41.2	21	2:06.9	+20.2	20	3:53.8	+32.3	17	3:58.1	+43.3	21	2:05.4	+15.5	=19	3:54.8	+34.8	18
Cumulative Time:		44:07.8	+6:55.8	19	46:11.4	+7:08.3	19										48:41.4	+7:26.2	19
Sector Time:		3:59.6	+45.2	21	2:03.6	+15.1	=14										2:30.0	+17.9	16
<b>20</b>	<b>141</b>	<b>NITTA Yoshihiro</b>	<b>JPN</b>						<b>49:16.3</b>		<b>+8:01.1</b>		<b>20</b>						
Cumulative Time:		4:53.0	+51.9	18	6:56.4	+1:10.0	19	10:50.9	+1:52.9	19	14:40.7	+2:36.0	20	16:51.1	+2:56.7	20	20:49.8	+3:38.2	20
Sector Time:		4:53.0	+51.9	18	2:03.4	+18.1	18	3:54.5	+42.9	20	3:49.8	+43.1	19	2:10.4	+20.8	22	3:58.7	+41.5	20
Cumulative Time:		24:42.9	+4:18.9	20	26:51.4	+4:40.7	20	30:52.3	+5:20.1	20	34:40.2	+5:52.5	20	36:45.6	+6:08.0	20	40:48.1	+6:50.5	20
Sector Time:		3:53.1	+40.7	20	2:08.5	+21.8	21	4:00.9	+39.4	20	3:47.9	+33.1	15	2:05.4	+15.5	=19	4:02.5	+42.5	20
Cumulative Time:		44:34.8	+7:22.8	20	46:42.7	+7:39.6	20										49:16.3	+8:01.1	20
Sector Time:		3:46.7	+32.3	17	2:07.9	+19.4	21										2:33.6	+21.5	19
<b>21</b>	<b>131</b>	<b>SATO Keiichi</b>	<b>JPN</b>						<b>50:39.0</b>		<b>+9:23.8</b>		<b>21</b>						
Cumulative Time:		5:00.2	+59.1	21	7:18.4	+1:32.0	24	11:27.0	+2:29.0	24	15:17.8	+3:13.1	22	17:33.2	+3:38.8	23	21:36.8	+4:25.2	21
Sector Time:		5:00.2	+59.1	21	2:18.2	+32.9	26	4:08.6	+57.0	25	3:50.8	+44.1	20	2:15.4	+25.8	25	4:03.6	+46.4	21
Cumulative Time:		25:28.7	+5:04.7	21	27:38.2	+5:27.5	21	31:44.4	+6:12.2	21	35:36.4	+6:48.7	21	37:46.5	+7:08.9	21	41:51.8	+7:54.2	21
Sector Time:		3:51.9	+39.5	18	2:09.5	+22.8	22	4:06.2	+44.7	23	3:52.0	+37.2	17	2:10.1	+20.2	22	4:05.3	+45.3	21
Cumulative Time:		45:45.5	+8:33.5	21	48:00.3	+8:57.2	21										50:39.0	+9:23.8	21
Sector Time:		3:53.7	+39.3	19	2:14.8	+26.3	25										2:38.7	+26.6	22



SUN 15 MAR 2026

Start Time 11:00

End Time 12:04

### Competition Analysis

Analisi della competizione

Rank	Bib	Name	NPC Code				Finish Time				Behind				Rank						
		1.2km/9.2km/17.2km 2.6km/10.6km/18.6km				4.0km/12.0km				5.2km/13.2km				6.6km/14.6km				8.0km/16.0km/20.0km			
		Time	Behind	Rk	Time	Behind	Rk	Time	Behind	Rk	Time	Behind	Rk	Time	Behind	Rk	Time	Behind	Rk		
<b>22</b>	<b>123</b>	<b>DAL PASTRO Mattia</b>				<b>ITA</b>				<b>51:23.7</b>				<b>+10:08.5</b>				<b>22</b>			
Cumulative Time:		5:02.8	+1:01.7	=22	7:11.0	+1:24.6	21	11:11.9	+2:13.9	21	15:24.8	+3:20.1	23	17:31.1	+3:36.7	21	21:38.8	+4:27.2	22		
Sector Time:		5:02.8	+1:01.7	=22	2:08.2	+22.9	20	4:00.9	+49.3	21	4:12.9	+1:06.2	24	2:06.3	+16.7	19	4:07.7	+50.5	23		
Cumulative Time:		25:37.6	+5:13.6	22	27:44.3	+5:33.6	22	31:48.9	+6:16.7	22	36:03.3	+7:15.6	22	38:11.0	+7:33.4	22	42:21.8	+8:24.2	22		
Sector Time:		3:58.8	+46.4	22	2:06.7	+20.0	19	4:04.6	+43.1	22	4:14.4	+59.6	26	2:07.7	+17.8	21	4:10.8	+50.8	24		
Cumulative Time:		46:30.1	+9:18.1	22	48:40.6	+9:37.5	22										51:23.7	+10:08.5	22		
Sector Time:		4:08.3	+53.9	23	2:10.5	+22.0	23										2:43.1	+31.0	24		
<b>23</b>	<b>124</b>	<b>SKODA Matej</b>				<b>CZE</b>				<b>52:25.2</b>				<b>+11:10.0</b>				<b>23</b>			
Cumulative Time:		5:07.1	+1:06.0	24	7:17.6	+1:31.2	23	11:20.9	+2:22.9	23	15:40.0	+3:35.3	24	17:50.2	+3:55.8	24	22:04.0	+4:52.4	24		
Sector Time:		5:07.1	+1:06.0	24	2:10.5	+25.2	23	4:03.3	+51.7	22	4:19.1	+1:12.4	27	2:10.2	+20.6	21	4:13.8	+56.6	25		
Cumulative Time:		26:28.2	+6:04.2	24	28:44.3	+6:33.6	24	32:59.1	+7:26.9	25	37:13.3	+8:25.6	24	39:28.2	+8:50.6	24	43:38.5	+9:40.9	24		
Sector Time:		4:24.2	+1:11.8	27	2:16.1	+29.4	28	4:14.8	+53.3	26	4:14.2	+59.4	25	2:14.9	+25.0	25	4:10.3	+50.3	23		
Cumulative Time:		47:47.3	+10:35.3	24	49:51.5	+10:48.4	24										52:25.2	+11:10.0	23		
Sector Time:		4:08.8	+54.4	24	2:04.2	+15.7	=17										2:33.7	+21.6	20		
<b>24</b>	<b>129</b>	<b>IWAMOTO Keigo</b>				<b>JPN</b>				<b>52:26.8</b>				<b>+11:11.6</b>				<b>24</b>			
Cumulative Time:		5:02.8	+1:01.7	=22	7:12.3	+1:25.9	22	11:16.9	+2:18.9	22	15:15.8	+3:11.1	21	17:31.7	+3:37.3	22	21:42.6	+4:31.0	23		
Sector Time:		5:02.8	+1:01.7	=22	2:09.5	+24.2	22	4:04.6	+53.0	23	3:58.9	+52.2	22	2:15.9	+26.3	26	4:10.9	+53.7	24		
Cumulative Time:		25:44.4	+5:20.4	23	27:55.5	+5:44.8	23	32:17.0	+6:44.8	23	36:26.3	+7:38.6	23	38:41.3	+8:03.7	23	43:05.9	+9:08.3	23		
Sector Time:		4:01.8	+49.4	23	2:11.1	+24.4	24	4:21.5	+1:00.0	27	4:09.3	+54.5	22	2:15.0	+25.1	26	4:24.6	+1:04.6	27		
Cumulative Time:		47:17.9	+10:05.9	23	49:39.0	+10:35.9	23										52:26.8	+11:11.6	24		
Sector Time:		4:12.0	+57.6	26	2:21.1	+32.6	27										2:47.8	+35.7	27		
<b>25</b>	<b>128</b>	<b>da SILVA Wellington</b>				<b>BRA</b>				<b>52:54.0</b>				<b>+11:38.8</b>				<b>25</b>			
Cumulative Time:		5:38.9	+1:37.8	28	7:58.3	+2:11.9	28	12:13.7	+3:15.7	28	16:25.6	+4:20.9	28	18:36.4	+4:42.0	28	22:41.7	+5:30.1	27		
Sector Time:		5:38.9	+1:37.8	28	2:19.4	+34.1	27	4:15.4	+1:03.8	26	4:11.9	+1:05.2	23	2:10.8	+21.2	24	4:05.3	+48.1	22		
Cumulative Time:		26:52.2	+6:28.2	26	29:03.4	+6:52.7	26	33:13.0	+7:40.8	26	37:22.8	+8:35.1	26	39:37.9	+9:00.3	26	43:53.7	+9:56.1	26		
Sector Time:		4:10.5	+58.1	25	2:11.2	+24.5	25	4:09.6	+48.1	24	4:09.8	+55.0	23	2:15.1	+25.2	27	4:15.8	+55.8	26		
Cumulative Time:		48:00.2	+10:48.2	25	50:13.2	+11:10.1	25										52:54.0	+11:38.8	25		
Sector Time:		4:06.5	+52.1	22	2:13.0	+24.5	24										2:40.8	+28.7	23		
<b>26</b>	<b>122</b>	<b>MELKONYAN Garik</b>				<b>ARM</b>				<b>53:11.0</b>				<b>+11:55.8</b>				<b>26</b>			
Cumulative Time:		5:19.4	+1:18.3	26	7:37.3	+1:50.9	27	11:54.8	+2:56.8	27	16:16.9	+4:12.2	27	18:35.1	+4:40.7	27	23:01.1	+5:49.5	28		
Sector Time:		5:19.4	+1:18.3	26	2:17.9	+32.6	25	4:17.5	+1:05.9	27	4:22.1	+1:15.4	28	2:18.2	+28.6	27	4:26.0	+1:08.8	28		
Cumulative Time:		27:05.9	+6:41.9	27	29:20.0	+7:09.3	27	33:34.0	+8:01.8	27	37:43.9	+8:56.2	27	39:58.1	+9:20.5	27	44:05.9	+10:08.3	27		
Sector Time:		4:04.8	+52.4	24	2:14.1	+27.4	26	4:14.0	+52.5	25	4:09.9	+55.1	24	2:14.2	+24.3	24	4:07.8	+47.8	22		
Cumulative Time:		48:15.3	+11:03.3	27	50:25.7	+11:22.6	26										53:11.0	+11:55.8	=26		
Sector Time:		4:09.4	+55.0	25	2:10.4	+21.9	22										2:45.3	+33.2	26		
<b>26</b>	<b>125</b>	<b>TSEGMID Dashdorj</b>				<b>MGL</b>				<b>53:11.0</b>				<b>+11:55.8</b>				<b>26</b>			
Cumulative Time:		5:23.2	+1:22.1	27	7:36.5	+1:50.1	26	11:44.2	+2:46.2	25	16:01.5	+3:56.8	25	18:12.0	+4:17.6	25	22:28.9	+5:17.3	25		
Sector Time:		5:23.2	+1:22.1	27	2:13.3	+28.0	24	4:07.7	+56.1	24	4:17.3	+1:10.6	26	2:10.5	+20.9	23	4:16.9	+59.7	27		
Cumulative Time:		26:43.8	+6:19.8	25	28:53.4	+6:42.7	25	32:56.8	+7:24.6	24	37:16.0	+8:28.3	25	39:29.1	+8:51.5	25	43:43.2	+9:45.6	25		
Sector Time:		4:14.9	+1:02.5	26	2:09.6	+22.9	23	4:03.4	+41.9	21	4:19.2	+1:04.4	27	2:13.1	+23.2	23	4:14.1	+54.1	25		
Cumulative Time:		48:05.5	+10:53.5	26	50:26.4	+11:23.3	27										53:11.0	+11:55.8	=26		
Sector Time:		4:22.3	+1:07.9	27	2:20.9	+32.4	26										2:44.6	+32.5	25		
<b>28</b>	<b>127</b>	<b>BATMUNKH Ganbold</b>				<b>MGL</b>				<b>55:09.3</b>				<b>+13:54.1</b>				<b>28</b>			
Cumulative Time:		5:11.4	+1:10.3	25	7:31.3	+1:44.9	25	11:51.7	+2:53.7	26	16:05.6	+4:00.9	26	18:25.2	+4:30.8	26	22:39.9	+5:28.3	26		
Sector Time:		5:11.4	+1:10.3	25	2:19.9	+34.6	28	4:20.4	+1:08.8	28	4:13.9	+1:07.2	25	2:19.6	+30.0	28	4:14.7	+57.5	26		
Cumulative Time:		27:07.8	+6:43.8	28	29:23.3	+7:12.6	28	33:49.3	+8:17.1	28	38:19.9	+9:32.2	28	40:47.5	+10:09.9	28	45:18.1	+11:20.5	28		
Sector Time:		4:27.9	+1:15.5	28	2:15.5	+28.8	27	4:26.0	+1:04.5	28	4:30.6	+1:15.8	28	2:27.6	+37.7	28	4:30.6	+1:10.6	28		
Cumulative Time:		49:49.5	+12:37.5	28	52:19.5	+13:16.4	28										55:09.3	+13:54.1	28		
Sector Time:		4:31.4	+1:17.0	28	2:30.0	+41.5	28										2:49.8	+37.7	28		



SUN 15 MAR 2026

Start Time 11:00

End Time 12:04

## Competition Analysis

Analisi della competizione

Rank	Bib	Name	NPC Code						Finish Time						Behind	Rank				
		1.2km/9.2km/17.2km			2.6km/10.6km/18.6km			4.0km/12.0km			5.2km/13.2km			6.6km/14.6km			8.0km/16.0km/20.0km			
		Time	Behind	Rk	Time	Behind	Rk	Time	Behind	Rk	Time	Behind	Rk	Time	Behind	Rk	Time	Behind	Rk	
<b>29</b>	<b>121</b>	<b>MOTEJZIK Miroslav</b>						<b>CZE</b>						<b>1:00:26.9</b>			<b>+19:11.7</b>			<b>29</b>
Cumulative Time:		6:05.2	+2:04.1	29	8:38.2	+2:51.8	29	13:08.3	+4:10.3	29	17:56.1	+5:51.4	29	20:30.3	+6:35.9	29	25:07.6	+7:56.0	29	
Sector Time:		6:05.2	+2:04.1	29	2:33.0	+47.7	29	4:30.1	+1:18.5	29	4:47.8	+1:41.1	29	2:34.2	+44.6	29	4:37.3	+1:20.1	29	
Cumulative Time:		30:03.6	+9:39.6	29	32:37.1	+10:26.4	29	37:18.5	+11:46.3	29	42:19.1	+13:31.4	29	44:57.6	+14:20.0	29	49:44.9	+15:47.3	29	
Sector Time:		4:56.0	+1:43.6	29	2:33.5	+46.8	29	4:41.4	+1:19.9	29	5:00.6	+1:45.8	29	2:38.5	+48.6	29	4:47.3	+1:27.3	29	
Cumulative Time:		54:39.3	+17:27.3	29	57:17.0	+18:13.9	29										1:00:26.9	+19:11.7	29	
Sector Time:		4:54.4	+1:40.0	29	2:37.7	+49.2	29										3:09.9	+57.8	29	

Did Not Start (DNS)	
<b>148</b>	<b>ROMANIUK Serhii</b> <b>UKR</b>

**Note:**  
All times in this output are "Factored Times".

**Legend**  
= Equal sign indicates that two or more competitors share the same rank **Rk** Rank



SUN 15 MAR 2026

Start Time 12:30

End Time 13:32

## Results

### Risultati

Rank	Bib	FIS Code	Name	NPC Code	Sport Class	%	10.6km Time Rank	Real Time	Delta	Result	FIS Points
1	238	100274 101001	<b>ADICOFF Jake</b> Guide: WOLTER Peter	USA	NS3	100	22:23.8 1	42:17.4		<b>42:17.4</b>	0.00
2	237	100367 100126	<b>KAZIK Oleksandr</b> Guide: KUCHERIAVYI Serhii	UKR	NS1	88	22:58.6 2	48:11.6	+8.2	<b>42:24.6</b>	2.27
3	230	100021 100891	<b>CHALENCON Anthony</b> Guide: MICHELON Florian	FRA	NS1	88	23:26.3 3	49:16.7	+1:13.3	<b>43:21.9</b>	20.34
4	231	100593 100907	<b>VOLKERT Lennart Mattis</b> Guide: KOLB Nils	GER	NS2	97	23:40.2 4	44:50.8	+1:14.9	<b>43:30.1</b>	22.92
5	236	100679 100963	<b>YU Shuang</b> Guide: SHANG Jincai	CHN	NS3	100	24:10.8 5	44:16.8	+1:59.4	<b>44:16.8</b>	37.64
6	225	100678 101121	<b>DANG Hesong</b> Guide: LU Hongda	CHN	NS2	97	24:19.1 6	45:57.0	+2:21.1	<b>44:34.3</b>	43.16
7	233	100366 100723	<b>SUIARKO Dmytro</b> Guide: NIKONOVYCH Oleksandr	UKR	NS3	100	24:44.1 7	44:45.9	+2:28.5	<b>44:45.9</b>	46.82
8	229	100461 100578	<b>GARBOWSKI Piotr</b> Guide: TWARDOWSKI Jakub	POL	NS3	100	24:53.7 8	46:36.8	+4:19.4	<b>46:36.8</b>	81.78
9	234	100353 100744	<b>INOLA Inkki</b> Guide: INKILA Reetu	FIN	NS3	100	25:52.0 11	47:12.3	+4:54.9	<b>47:12.3</b>	92.98
10	228	100720 101015	<b>MURASHKOVSKYI Maksym</b> Guide: TRUSH Vitaliy	UKR	NS3	100	25:39.3 10	47:31.9	+5:14.5	<b>47:31.9</b>	99.16
11	235	100502 100864	<b>OXAAL Thomas</b> Guide: LERVIK Geir	NOR	NS3	100	25:24.6 9	47:55.2	+5:37.8	<b>47:55.2</b>	106.50
12	227	100972 101005	<b>LYKKEN Endre</b> Guide: OEVREBOE Lars	NOR	NS3	100	25:53.4 12	48:09.7	+5:52.3	<b>48:09.7</b>	111.07
13	232	100719 101014	<b>KRAVCHUK Ihor</b> Guide: DOTSENKO Andriy	UKR	NS3	100	26:06.1 13	48:11.1	+5:53.7	<b>48:11.1</b>	111.52
14	226	100563 100731	<b>BACHINSKY Jesse</b> Guide: NADLERSMITH Levi	CAN	NS1	88	29:14.6 15	59:12.9	+11:09.5	<b>52:06.6</b>	185.76
15	221	100615 101044	<b>LAJTMAN Alex</b> Guide: HAVRAN Marko	SVK	NS3	100	28:39.9 14	52:38.0	+10:20.6	<b>52:38.0</b>	195.66
16	224	100759 100436	<b>ARIYASU Ryohei</b> Guide: FUJITA Yuhei	JPN	NS3	100	29:23.5 16	54:07.0	+11:49.6	<b>54:07.0</b>	223.73

#### Did Not Start (DNS)

222	100784 101006	<b>NELSON Max</b> Guide: SCHATZLEIN Gus	USA	NS3	100
223	100841 101209	<b>LARIVIERE Logan</b> Guide: HUTTON Joseph	CAN	NS3	100

#### Jury Information

FIS Technical Delegate	AALBERG John (CAN)
FIS Assistant Technical Delegate	KALVEDAL Ingela (SWE)
FIS Race Director	ZIPFEL Georg (FIS)
Chief of Competition	ROSA Anna (ITA)
FIS Jury Member	VELECHSHUK Alexandr (GER)
FIS Adaptive Equipment Controller (Classification) – Non-voting	SANDWICK Sue (FIS)
FIS Equipment Controller – Non-voting	ENNEMOSER Lukas (FIS)

#### Course Information

Course name	Standing CC 4km
Height Difference (HD)	50m
Maximum Climb (MC)	20m
Total Climb (TC)	104m
Length of Lap	3800m
Number of Laps	5





SUN 15 MAR 2026

Start Time 12:30

End Time 13:32

## Competition Analysis

Analisi della competizione

Rank	Bib	Name	1.2km/9.2km/17.2km				2.6km/10.6km/18.6km				4.0km/12.0km				5.2km/13.2km				6.6km/14.6km				8.0km/16.0km/20.0km											
			Time		Behind		Rk		Time		Behind		Rk		Time		Behind		Rk		Time		Behind		Rk									
<b>1</b>	<b>238</b>	<b>ADICOFF Jake</b>																					<b>42:17.4</b>					<b>0.0</b>	<b>1</b>					
			USA																															
Cumulative Time:			4:05.2	0.0	1	5:50.3	0.0	1	9:08.8	0.0	1	12:15.3	0.0	1	14:00.7	0.0	1	17:18.2	0.0	1														
Sector Time:			4:05.2	0.0	1	1:45.1	+3.3	2	3:18.5	+0.4	2	3:06.5	0.0	1	1:45.4	0.0	1	3:17.5	0.0	1														
Cumulative Time:			20:34.8	0.0	1	22:23.8	0.0	1	25:50.5	0.0	1	29:11.4	0.0	1	31:03.1	0.0	1	34:33.1	0.0	1														
Sector Time:			3:16.6	0.0	1	1:49.0	+1.6	3	3:26.7	+1.4	2	3:20.9	0.0	1	1:51.7	+4.6	3	3:30.0	0.0	1														
Cumulative Time:			37:56.0	0.0	1	39:49.6	0.0	1																										
Sector Time:			3:22.9	+9.5	3	1:53.6	+6.4	=7																										
<b>2</b>	<b>237</b>	<b>KAZIK Oleksandr</b>																					<b>42:24.6</b>					<b>+7.2</b>	<b>2</b>					
			UKR																															
Cumulative Time:			4:09.0	+3.8	2	5:50.8	+0.5	2	9:08.9	+0.1	2	12:26.4	+11.1	2	14:13.7	+13.0	2	17:46.5	+28.3	2														
Sector Time:			4:09.0	+3.8	2	1:41.8	0.0	1	3:18.1	0.0	1	3:17.5	+11.0	2	1:47.3	+1.9	2	3:32.8	+15.3	4														
Cumulative Time:			21:11.2	+36.4	2	22:58.6	+34.8	2	26:27.5	+37.0	2	29:49.7	+38.3	2	31:40.2	+37.1	2	35:11.1	+38.0	2														
Sector Time:			3:24.7	+8.1	3	1:47.4	0.0	1	3:28.9	+3.6	3	3:22.2	+1.3	2	1:50.5	+3.4	2	3:30.9	+0.9	2														
Cumulative Time:			38:24.5	+28.5	2	40:13.6	+24.0	2																										
Sector Time:			3:13.4	0.0	1	1:49.1	+1.9	4																										
<b>3</b>	<b>230</b>	<b>CHALENCON Anthony</b>																					<b>43:21.9</b>					<b>+1:04.5</b>	<b>3</b>					
			FRA																															
Cumulative Time:			4:28.9	+23.7	4	6:16.5	+26.2	3	9:39.9	+31.1	3	13:05.0	+49.7	4	14:53.6	+52.9	4	18:14.2	+56.0	3														
Sector Time:			4:28.9	+23.7	4	1:47.6	+5.8	3	3:23.4	+5.3	5	3:25.1	+18.6	5	1:48.6	+3.2	3	3:20.6	+3.1	2														
Cumulative Time:			21:38.6	+1:03.8	3	23:26.3	+1:02.5	3	26:51.6	+1:01.1	3	30:21.8	+1:10.4	3	32:15.7	+1:12.6	3	35:49.1	+1:16.0	3														
Sector Time:			3:24.4	+7.8	2	1:47.7	+0.3	2	3:25.3	0.0	1	3:30.2	+9.3	5	1:53.9	+6.8	4	3:33.4	+3.4	4														
Cumulative Time:			39:19.2	+1:23.2	3	41:06.4	+1:16.8	3																										
Sector Time:			3:30.1	+16.7	=6	1:47.2	0.0	1																										
<b>4</b>	<b>231</b>	<b>VOLKERT Lennart Mattis</b>																					<b>43:30.1</b>					<b>+1:12.7</b>	<b>4</b>					
			GER																															
Cumulative Time:			4:29.5	+24.3	5	6:17.9	+27.6	4	9:40.4	+31.6	4	13:04.1	+48.8	3	14:53.3	+52.6	3	18:20.2	+1:02.0	4														
Sector Time:			4:29.5	+24.3	5	1:48.4	+6.6	4	3:22.5	+4.4	4	3:23.7	+17.2	4	1:49.2	+3.8	4	3:26.9	+9.4	3														
Cumulative Time:			21:48.9	+1:14.1	4	23:40.2	+1:16.4	4	27:11.0	+1:20.5	4	30:37.2	+1:25.8	4	32:24.3	+1:21.2	4	35:55.6	+1:22.5	4														
Sector Time:			3:28.7	+12.1	6	1:51.3	+3.9	4	3:30.8	+5.5	4	3:26.2	+5.3	4	1:47.1	0.0	1	3:31.3	+1.3	3														
Cumulative Time:			39:26.9	+1:30.9	4	41:15.6	+1:26.0	4																										
Sector Time:			3:31.3	+17.9	8	1:48.7	+1.5	2																										
<b>5</b>	<b>236</b>	<b>YU Shuang</b>																					<b>44:16.8</b>					<b>+1:59.4</b>	<b>5</b>					
			CHN																															
Cumulative Time:			4:35.0	+29.8	7	6:25.9	+35.6	7	9:57.3	+48.5	7	13:20.0	+1:04.7	6	15:09.5	+1:08.8	5	18:45.8	+1:27.6	5														
Sector Time:			4:35.0	+29.8	7	1:50.9	+9.1	6	3:31.4	+13.3	7	3:22.7	+16.2	3	1:49.5	+4.1	5	3:36.3	+18.8	8														
Cumulative Time:			22:15.4	+1:40.6	5	24:10.8	+1:47.0	5	27:44.0	+1:53.5	5	31:16.7	+2:05.3	5	33:13.0	+2:09.9	5	36:47.2	+2:14.1	5														
Sector Time:			3:29.6	+13.0	7	1:55.4	+8.0	8	3:33.2	+7.9	5	3:32.7	+11.8	7	1:56.3	+9.2	=7	3:34.2	+4.2	5														
Cumulative Time:			40:11.1	+2:15.1	5	42:02.5	+2:12.9	5																										
Sector Time:			3:23.9	+10.5	4	1:51.4	+4.2	5																										
<b>6</b>	<b>225</b>	<b>DANG Hesong</b>																					<b>44:34.3</b>					<b>+2:16.9</b>	<b>6</b>					
			CHN																															
Cumulative Time:			4:22.2	+17.0	3	6:19.8	+29.5	5	9:50.7	+41.9	6	13:19.0	+1:03.7	5	15:18.9	+1:18.2	6	18:52.3	+1:34.1	6														
Sector Time:			4:22.2	+17.0	3	1:57.6	+15.8	11	3:30.9	+12.8	6	3:28.3	+21.8	6	1:59.9	+14.5	11	3:33.4	+15.9	5														
Cumulative Time:			22:19.7	+1:44.9	6	24:19.1	+1:55.3	6	27:53.3	+2:02.8	6	31:24.6	+2:13.2	6	33:21.7	+2:18.6	6	36:57.1	+2:24.0	6														
Sector Time:			3:27.4	+10.8	4	1:59.4	+12.0	=11	3:34.2	+8.9	6	3:31.3	+10.4	6	1:57.1	+10.0	9	3:35.4	+5.4	6														
Cumulative Time:			40:23.8	+2:27.8	6	42:18.0	+2:28.4	6																										
Sector Time:			3:26.7	+13.3	5	1:54.2	+7.0	10																										
<b>7</b>	<b>233</b>	<b>SUIARKO Dmytro</b>																					<b>44:45.9</b>					<b>+2:28.5</b>	<b>7</b>					
			UKR																															
Cumulative Time:			4:42.2	+37.0	11	6:38.7	+48.4	10	10:17.0	+1:08.2	10	13:49.1	+1:33.8	9	15:46.3	+1:45.6	9	19:21.3	+2:03.1	9														
Sector Time:			4:42.2	+37.0	11	1:56.5	+14.7	8	3:38.3	+20.2	9	3:32.1	+25.6	7	1:57.2	+11.8	9	3:35.0	+17.5	6														
Cumulative Time:			22:49.5	+2:14.7	7	24:44.1	+2:20.3	7	28:24.0	+2:33.5	7	31:47.4	+2:36.0	7	33:41.7	+2:38.6	7	37:17.6	+2:44.5	7														
Sector Time:			3:28.2	+11.6	5	1:54.6	+7.2	7	3:39.9	+14.6	7	3:23.4	+2.5	3	1:54.3	+7.2	5	3:35.9	+5.9	7														
Cumulative Time:			40:39.0	+2:43.0	7	42:27.9	+2:38.3	7																										
Sector Time:			3:21.4	+8.0	2	1:48.9	+1.7	3																										



SUN 15 MAR 2026

Start Time 12:30

End Time 13:32

## Competition Analysis

Analisi della competizione

Rank	Bib	Name	1.2km/9.2km/17.2km				2.6km/10.6km/18.6km				4.0km/12.0km				5.2km/13.2km				6.6km/14.6km				8.0km/16.0km/20.0km			
		Time		Behind		Rk		Time		Behind		Rk		Time		Behind		Rk		Time		Behind		Rk		
<b>8</b>	<b>229</b>	<b>GARBOWSKI Piotr</b>									<b>POL</b>				<b>46:36.8</b>				<b>+4:19.4</b>				<b>8</b>			
Cumulative Time:		4:36.1	+30.9	9	6:33.2	+42.9	9	10:04.9	+56.1	8	13:44.6	+1:29.3	8	15:38.8	+1:38.1	8	19:15.0	+1:56.8	7							
Sector Time:		4:36.1	+30.9	9	1:57.1	+15.3	10	3:31.7	+13.6	8	3:39.7	+33.2	8	1:54.2	+8.8	6	3:36.2	+18.7	7							
Cumulative Time:		22:59.6	+2:24.8	8	24:53.7	+2:29.9	8	28:37.3	+2:46.8	8	32:31.5	+3:20.1	8	34:26.6	+3:23.5	8	38:11.0	+3:37.9	8							
Sector Time:		3:44.6	+28.0	8	1:54.1	+6.7	6	3:43.6	+18.3	8	3:54.2	+33.3	10	1:55.1	+8.0	6	3:44.4	+14.4	8							
Cumulative Time:		42:06.2	+4:10.2	8	44:04.6	+4:15.0	8										46:36.8	+4:19.4	8							
Sector Time:		3:55.2	+41.8	11	1:58.4	+11.2	12										2:32.2	+21.2	13							
<b>9</b>	<b>234</b>	<b>INOLA Inkki</b>									<b>FIN</b>				<b>47:12.3</b>				<b>+4:54.9</b>				<b>9</b>			
Cumulative Time:		4:40.8	+35.6	10	6:42.0	+51.7	11	10:21.0	+1:12.2	12	14:06.3	+1:51.0	11	16:02.5	+2:01.8	10	19:53.5	+2:35.3	11							
Sector Time:		4:40.8	+35.6	10	2:01.2	+19.4	=12	3:39.0	+20.9	11	3:45.3	+38.8	9	1:56.2	+10.8	8	3:51.0	+33.5	13							
Cumulative Time:		23:49.5	+3:14.7	11	25:52.0	+3:28.2	11	29:46.4	+3:55.9	12	33:37.7	+4:26.3	11	35:38.9	+4:35.8	11	39:25.3	+4:52.2	10							
Sector Time:		3:56.0	+39.4	12	2:02.5	+15.1	13	3:54.4	+29.1	13	3:51.3	+30.4	8	2:01.2	+14.1	12	3:46.4	+16.4	9							
Cumulative Time:		42:55.4	+4:59.4	9	44:51.2	+5:01.6	9										47:12.3	+4:54.9	9							
Sector Time:		3:30.1	+16.7	=6	1:55.8	+8.6	11										2:21.1	+10.1	8							
<b>10</b>	<b>228</b>	<b>MURASHKOVSKIY Maksym</b>									<b>UKR</b>				<b>47:31.9</b>				<b>+5:14.5</b>				<b>10</b>			
Cumulative Time:		4:31.8	+26.6	6	6:28.6	+38.3	8	10:09.9	+1:01.1	9	14:02.7	+1:47.4	10	16:03.0	+2:02.3	11	19:49.0	+2:30.8	10							
Sector Time:		4:31.8	+26.6	6	1:56.8	+15.0	9	3:41.3	+23.2	12	3:52.8	+46.3	13	2:00.3	+14.9	12	3:46.0	+28.5	11							
Cumulative Time:		23:40.7	+3:05.9	10	25:39.3	+3:15.5	10	29:33.0	+3:42.5	10	33:34.8	+4:23.4	10	35:33.6	+4:30.5	10	39:27.3	+4:54.2	11							
Sector Time:		3:51.7	+35.1	10	1:58.6	+11.2	10	3:53.7	+28.4	12	4:01.8	+40.9	12	1:58.8	+11.7	10	3:53.7	+23.7	11							
Cumulative Time:		43:20.9	+5:24.9	10	45:14.1	+5:24.5	10										47:31.9	+5:14.5	10							
Sector Time:		3:53.6	+40.2	10	1:53.2	+6.0	6										2:17.8	+6.8	6							
<b>11</b>	<b>235</b>	<b>OXAAL Thomas</b>									<b>NOR</b>				<b>47:55.2</b>				<b>+5:37.8</b>				<b>11</b>			
Cumulative Time:		4:35.1	+29.9	8	6:25.1	+34.8	6	9:45.9	+37.1	5	13:35.9	+1:20.6	7	15:34.2	+1:33.5	7	19:18.1	+1:59.9	8							
Sector Time:		4:35.1	+29.9	8	1:50.0	+8.2	5	3:20.8	+2.7	3	3:50.0	+43.5	10	1:58.3	+12.9	10	3:43.9	+26.4	9							
Cumulative Time:		23:25.2	+2:50.4	9	25:24.6	+3:00.8	9	29:14.9	+3:24.4	9	33:32.4	+4:21.0	9	35:33.3	+4:30.2	9	39:20.6	+4:47.5	9							
Sector Time:		4:07.1	+50.5	14	1:59.4	+12.0	=11	3:50.3	+25.0	11	4:17.5	+56.6	16	2:00.9	+13.8	11	3:47.3	+17.3	10							
Cumulative Time:		43:37.9	+5:41.9	11	45:32.0	+5:42.4	11										47:55.2	+5:37.8	11							
Sector Time:		4:17.3	+1:03.9	14	1:54.1	+6.9	9										2:23.2	+12.2	9							
<b>12</b>	<b>227</b>	<b>LYKKEN Endre</b>									<b>NOR</b>				<b>48:09.7</b>				<b>+5:52.3</b>				<b>12</b>			
Cumulative Time:		4:48.8	+43.6	13	6:42.2	+51.9	12	10:20.9	+1:12.1	11	14:17.3	+2:02.0	12	16:12.3	+2:11.6	12	19:57.6	+2:39.4	12							
Sector Time:		4:48.8	+43.6	13	1:53.4	+11.6	7	3:38.7	+20.6	10	3:56.4	+49.9	14	1:55.0	+9.6	7	3:45.3	+27.8	10							
Cumulative Time:		24:01.0	+3:26.2	12	25:53.4	+3:29.6	12	29:42.8	+3:52.3	11	33:57.5	+4:46.1	13	35:53.8	+4:50.7	13	39:52.0	+5:18.9	13							
Sector Time:		4:03.4	+46.8	13	1:52.4	+5.0	5	3:49.4	+24.1	10	4:14.7	+53.8	14	1:56.3	+9.2	=7	3:58.2	+28.2	13							
Cumulative Time:		43:50.8	+5:54.8	13	45:44.4	+5:54.8	13										48:09.7	+5:52.3	12							
Sector Time:		3:58.8	+45.4	12	1:53.6	+6.4	=7										2:25.3	+14.3	10							
<b>13</b>	<b>232</b>	<b>KRAVCHUK Ihor</b>									<b>UKR</b>				<b>48:11.1</b>				<b>+5:53.7</b>				<b>13</b>			
Cumulative Time:		4:47.5	+42.3	12	6:48.7	+58.4	13	10:41.7	+1:32.9	13	14:34.4	+2:19.1	13	16:35.8	+2:35.1	13	20:22.4	+3:04.2	13							
Sector Time:		4:47.5	+42.3	12	2:01.2	+19.4	=12	3:53.0	+34.9	13	3:52.7	+46.2	12	2:01.4	+16.0	13	3:46.6	+29.1	12							
Cumulative Time:		24:08.9	+3:34.1	13	26:06.1	+3:42.3	13	29:50.7	+4:00.2	13	33:42.1	+4:30.7	12	35:45.0	+4:41.9	12	39:40.9	+5:07.8	12							
Sector Time:		3:46.5	+29.9	9	1:57.2	+9.8	9	3:44.6	+19.3	9	3:51.4	+30.5	9	2:02.9	+15.8	13	3:55.9	+25.9	12							
Cumulative Time:		43:42.0	+5:46.0	12	45:41.1	+5:51.5	12										48:11.1	+5:53.7	13							
Sector Time:		4:01.1	+47.7	13	1:59.1	+11.9	13										2:30.0	+19.0	12							
<b>14</b>	<b>226</b>	<b>BACHINSKY Jesse</b>									<b>CAN</b>				<b>52:06.6</b>				<b>+9:49.2</b>				<b>14</b>			
Cumulative Time:		4:57.1	+51.9	14	7:08.4	+1:18.1	14	11:18.3	+2:09.5	14	15:08.7	+2:53.4	14	17:34.2	+3:33.5	14	22:51.6	+5:33.4	16							
Sector Time:		4:57.1	+51.9	14	2:11.3	+29.5	15	4:09.9	+51.8	16	3:50.4	+43.9	11	2:25.5	+40.1	16	5:17.4	+1:59.9	16							
Cumulative Time:		26:47.1	+6:12.3	15	29:14.6	+6:50.8	15	33:21.8	+7:31.3	15	37:16.2	+8:04.8	15	39:28.4	+8:25.3	15	43:33.2	+9:00.1	15							
Sector Time:		3:55.5	+38.9	11	2:27.5	+40.1	16	4:07.2	+41.9	15	3:54.4	+33.5	11	2:12.2	+25.1	15	4:04.8	+34.8	14							
Cumulative Time:		47:20.3	+9:24.3	14	49:33.3	+9:43.7	14										52:06.6	+9:49.2	14							
Sector Time:		3:47.1	+33.7	9	2:13.0	+25.8	15										2:33.3	+22.3	14							



SUN 15 MAR 2026

Start Time 12:30

End Time 13:32

## Competition Analysis

Analisi della competizione

Rank	Bib	Name	NPC Code						Finish Time		Behind		Rank						
		1.2km/9.2km/17.2km		2.6km/10.6km/18.6km		4.0km/12.0km		5.2km/13.2km		6.6km/14.6km		8.0km/16.0km/20.0km							
		Time	Behind	Rk	Time	Behind	Rk	Time	Behind	Rk	Time	Behind	Rk	Time	Behind	Rk			
<b>15</b>	<b>221</b>	<b>LAJTMAN Alex</b>	<b>SVK</b>						<b>52:38.0</b>		<b>+10:20.6</b>		<b>15</b>						
Cumulative Time:		5:22.8	+1:17.6	15	7:33.8	+1:43.5	15	11:38.2	+2:29.4	15	15:58.9	+3:43.6	15	18:06.9	+4:06.2	15	22:14.4	+4:56.2	14
Sector Time:		5:22.8	+1:17.6	15	2:11.0	+29.2	14	4:04.4	+46.3	14	4:20.7	+1:14.2	16	2:08.0	+22.6	14	4:07.5	+50.0	14
Cumulative Time:		26:31.4	+5:56.6	14	28:39.9	+6:16.1	14	32:46.3	+6:55.8	14	37:03.3	+7:51.9	14	39:10.7	+8:07.6	14	43:27.7	+8:54.6	14
Sector Time:		4:17.0	+1:00.4	15	2:08.5	+21.1	14	4:06.4	+41.1	14	4:17.0	+56.1	15	2:07.4	+20.3	14	4:17.0	+47.0	15
Cumulative Time:		47:50.1	+9:54.1	15	49:55.0	+10:05.4	15										52:38.0	+10:20.6	15
Sector Time:		4:22.4	+1:09.0	15	2:04.9	+17.7	14										2:43.0	+32.0	15
<b>16</b>	<b>224</b>	<b>ARIYASU Ryohei</b>	<b>JPN</b>						<b>54:07.0</b>		<b>+11:49.6</b>		<b>16</b>						
Cumulative Time:		5:28.8	+1:23.6	16	7:49.8	+1:59.5	16	11:56.5	+2:47.7	16	16:07.9	+3:52.6	16	18:26.3	+4:25.6	16	22:36.6	+5:18.4	15
Sector Time:		5:28.8	+1:23.6	16	2:21.0	+39.2	16	4:06.7	+48.6	15	4:11.4	+1:04.9	15	2:18.4	+33.0	15	4:10.3	+52.8	15
Cumulative Time:		27:03.3	+6:28.5	16	29:23.5	+6:59.7	16	33:35.9	+7:45.4	16	37:49.4	+8:38.0	16	40:11.7	+9:08.6	16	44:30.0	+9:56.9	16
Sector Time:		4:26.7	+1:10.1	16	2:20.2	+32.8	15	4:12.4	+47.1	16	4:13.5	+52.6	13	2:22.3	+35.2	16	4:18.3	+48.3	16
Cumulative Time:		48:59.7	+11:03.7	16	51:23.5	+11:33.9	16										54:07.0	+11:49.6	16
Sector Time:		4:29.7	+1:16.3	16	2:23.8	+36.6	16										2:43.5	+32.5	16

### Did Not Start (DNS)

<b>222</b>	<b>NELSON Max</b>	<b>USA</b>
<b>223</b>	<b>LARIVIERE Logan</b>	<b>CAN</b>

#### Note:

All times in this output are "Factored Times".

#### Legend

= Equal sign indicates that two or more competitors share the same rank **Rk** Rank



SAT 14 MAR 2026

Start Time 10:00

End Time 10:30

## Results

### Risultati

Rank	Bib	NPC	Name	G	Sport Class	%	Leg Time	Leg Rank	Leg Behind	Team Time	Team Rank	Time Behind
<b>1</b>	<b>1</b>	<b>USA - United States of America</b>				<b>335</b>				<b>23:24.2</b>		
	1-1 Red	Classic	SWEENEY Joshua	M	LW12	88	5:48.2	2	+24.8	5:48.2	2	+24.8
	1-2 Green	Classic	MASTERS Oksana	F	LW12	73	6:13.4	5	+26.2	12:01.6	3	+25.9
	1-3 Yellow	Free	PETERSON Sydney	F	LW9	74	6:20.8	8	+32.4	18:22.4	4	+48.4
	1-4 Blue	Free	ADICOFF Jake	M	NS3	100	5:01.8	1	0.0	23:24.2	1	0.0
			Guide: GOBLE Reid									
<b>2</b>	<b>4</b>	<b>UKR - Ukraine</b>				<b>334</b>				<b>23:36.7</b>		<b>+12.5</b>
	4-1 Red	Classic	BAL Pavlo	M	LW11.5	84	5:48.5	3	+25.1	5:48.5	3	+25.1
	4-2 Green	Classic	RAD Taras	M	LW12	88	5:47.2	1	0.0	11:35.7	1	0.0
	4-3 Yellow	Free	KONONOVA Oleksandra	F	LW8	81	5:58.3	3	+9.9	17:34.0	1	0.0
	4-4 Blue	Free	LIASHENKO Liudmyla	F	LW8	81	6:02.7	5	+1:00.9	23:36.7	2	+12.5
<b>3</b>	<b>8</b>	<b>CHN - People's Republic of China</b>				<b>334</b>				<b>23:56.5</b>		<b>+32.3</b>
	8-1 Red	Classic	MAO Zhongwu	M	LW11	81	6:08.8	6	+45.4	6:08.8	6	+45.4
	8-2 Green	Classic	ZHENG Peng	M	LW11	81	6:08.7	3	+21.5	12:17.5	4	+41.8
	8-3 Yellow	Free	WANG Yue	F	NS2	82	5:50.6	2	+2.2	18:08.1	3	+34.1
			Guide: CHEN Guoming									
	8-4 Blue	Free	HUANG Lingxin	M	LW5/7	90	5:48.4	4	+46.6	23:56.5	3	+32.3
<b>4</b>	<b>2</b>	<b>GER - Germany</b>				<b>335</b>				<b>24:10.4</b>		<b>+46.2</b>
	2-1 Red	Classic	MESSINGER Nico	M	NS2	97	5:23.4	1	0.0	5:23.4	1	0.0
			Guide: WUNDERLE Robin									
	2-2 Green	Classic	WICKER Anja	F	LW10	59	7:25.3	8	+1:38.1	12:48.7	6	+1:13.0
	2-3 Yellow	Free	WALTER Leonie Maria	F	NS2	82	6:12.1	7	+23.7	19:00.8	6	+1:26.8
			Guide: KRASMAN Christian									
	2-4 Blue	Free	VOLKERT Lennart Mattis	M	NS2	97	5:09.6	2	+7.8	24:10.4	4	+46.2
			Guide: KOLB Nils									
<b>5</b>	<b>9</b>	<b>CAN - Canada</b>				<b>335</b>				<b>24:15.1</b>		<b>+50.9</b>
	9-1 Red	Classic	ZAPLOTINSKY Derek	M	LW10.5	75	6:39.8	9	+1:16.4	6:39.8	9	+1:16.4
	9-2 Green	Classic	CAMERON Collin	M	LW11.5	84	6:04.5	2	+17.3	12:44.3	5	+1:08.6
	9-3 Yellow	Free	WILKIE Natalie	F	LW8	81	6:00.9	4	+12.5	18:45.2	5	+1:11.2
	9-4 Blue	Free	ARENDZ Mark	M	LW6	95	5:29.9	3	+28.1	24:15.1	5	+50.9
<b>6</b>	<b>5</b>	<b>RUS - Russian Federation</b>				<b>314</b>				<b>24:40.2</b>		<b>+1:16.0</b>
	5-1 Red	Classic	GOLUBKOV Ivan	M	LW11.5	84	5:49.2	4	+25.8	5:49.2	4	+25.8
	5-1 Red	Classic	GOLUBKOV Ivan	M	LW11.5	84	6:08.8	4	+21.6	11:58.0	2	+22.3
	5-3 Yellow	Free	BAGIIAN Anastasiia	F	NS1	73	6:05.7	5	+17.3	18:03.7	2	+29.7
			Guide: SINIAKIN Sergei									
	5-3 Yellow	Free	BAGIIAN Anastasiia	F	NS1	73	6:36.5	6	+1:34.7	24:40.2	6	+1:16.0
			Guide: SINIAKIN Sergei									
<b>7</b>	<b>7</b>	<b>BRA - Brazil</b>				<b>333</b>				<b>27:00.5</b>		<b>+3:36.3</b>
	7-1 Red	Classic	WESTEMAIER RIBERA Cristian	M	LW11	81	5:49.3	5	+25.9	5:49.3	5	+25.9
	7-2 Green	Classic	dos SANTOS ROCHA Aline	F	LW10.5	60	7:37.0	9	+1:49.8	13:26.3	9	+1:50.6
	7-3 Yellow	Free	da SILVA Wellington	M	LW8	96	6:12.0	6	+23.6	19:38.3	7	+2:04.3
	7-3 Yellow	Free	da SILVA Wellington	M	LW8	96	7:22.2	9	+2:20.4	27:00.5	7	+3:36.3
<b>8</b>	<b>3</b>	<b>JPN - Japan</b>				<b>335</b>				<b>27:29.2</b>		<b>+4:05.0</b>
	3-1 Red	Classic	MINAMOTO Takaharu	M	LW12	88	6:17.2	7	+53.8	6:17.2	7	+53.8
	3-2 Green	Classic	IWAMOTO Keigo	M	LW3	86	7:00.5	7	+1:13.3	13:17.7	8	+1:42.0
	3-3 Yellow	Free	ABE Yurika	F	LW6	80	6:57.4	9	+1:09.0	20:15.1	8	+2:41.1
	3-4 Blue	Free	IWAMOTO Mika	F	LW8	81	7:14.1	8	+2:12.3	27:29.2	8	+4:05.0
<b>9</b>	<b>10</b>	<b>BLR - Belarus</b>				<b>310</b>				<b>28:31.8</b>		<b>+5:07.6</b>
	10-1 Red	Classic	LOBAN Lidziya	F	LW12	73	7:20.1	10	+1:56.7	7:20.1	10	+1:56.7
	10-2 Green	Classic	BIRYLA Valiantsina	F	LW10.5	60	8:25.1	10	+2:37.9	15:45.2	10	+4:09.5
	10-3 Yellow	Free	SVIRYDZENKA Raman	M	LW4	96	5:48.4	1	0.0	21:33.6	10	+3:59.6
	10-4 Blue	Free	FEDZKOVICH Darya	F	LW4	81	6:58.2	7	+1:56.4	28:31.8	9	+5:07.6



SAT 14 MAR 2026

Start Time 10:00

End Time 10:30

## Results

### Risultati

Rank	Bib	NPC	Technique	Name	G	Sport Class	%	Leg Time	Leg Rank	Leg Behind	Team Time	Team Rank	Time Behind
10	6	SWE - Sweden					330				30:23.2		+6:59.0
	6-1	Red	Classic	FURUBERG Arnt Christian	M	LW11.5	84	6:32.0	8	+1:08.6	6:32.0	8	+1:08.6
	6-1	Red	Classic	FURUBERG Arnt Christian	M	LW11.5	84	6:43.4	6	+56.2	13:15.4	7	+1:39.7
	6-3	Yellow	Free	MORELIUS Alice	F	LW8	81	8:11.6	10	+2:23.2	21:27.0	9	+3:53.0
	6-3	Yellow	Free	MORELIUS Alice	F	LW8	81	8:56.2	10	+3:54.4	30:23.2	10	+6:59.0

### Jury Decisions

#### Written Reprimand

5-1 GOLUBKOV Ivan

RUS

Equipment Rule 7.2.1.4

Jury Information		Course Information		1	2
FIS Technical Delegate	AALBERG John (CAN)	Course name	Sit Ski CC 2.5km	Standing/VI CC 2.5km	
FIS Assistant Technical Delegate	KALVEDAL Ingela (SWE)	Height Difference (HD)	15m	45m	
FIS Race Director	ZIPFEL Georg (FIS)	Maximum Climb (MC)	9m	20m	
Chief of Competition	ROSA Anna (ITA)	Total Climb (TC)	40m	75m	
FIS Jury Member	VELECHSHUK Alexandr (GER)	Length of Lap	2470m	2610m	
FIS Adaptive Equipment Controller (Classification) - Non-voting	SANDWICK Sue (FIS)	Number of Laps	2	2	
FIS Equipment Controller - Non-voting	ENNEMOSER Lukas (FIS)				

Weather	Snow Condition	Temperature		Athletes/NPCs								
		Air	Snow	Entries	Ranked	DNF	DSQ	DNS	LAP	NPS	DQB	
Partly Cloudy	Hard packed	8.5°C	-0.2°C	35/10	35/10	0/0	0/0	0/0	0/0	0/0	0/0	0/0

<b>Legend:</b>			
<b>DNF</b> Did Not Finish	<b>DNS</b> Did Not Start	<b>DQB</b> Disqualified for unsportsmanlike behaviour	
<b>DSQ</b> Disqualified	<b>F</b> Female	<b>G</b> Gender	
<b>LAP</b> Lapped	<b>M</b> Male	<b>NPS</b> Not Permitted to Start	

SAT 14 MAR 2026

Start Time 10:00

End Time 10:30

## Competition Analysis

Analisi della competizione

### Leg 1 Classic Technique

Rank	Bib	Name	NPC Code			Total Time	Leg Behind	Total Behind
			1.6km			2.5km		
			Time	Behind	Rk	Time	Behind	Rk
<b>1</b>	<b>2</b>	<b>MESSINGER Nico</b>	<b>GER</b>			<b>5:23.4</b>	<b>0.0</b>	<b>0.0</b>
Team Time:			2:59.5	0.0	1	5:23.4	0.0	1
Leg Time:			2:59.5	0.0	1	5:23.4	0.0	1
Sector Time:			2:59.5	0.0	1	2:23.9	0.0	1
<b>2</b>	<b>1</b>	<b>SWEENEY Joshua</b>	<b>USA</b>			<b>5:48.2</b>	<b>+24.8</b>	<b>+24.8</b>
Team Time:			3:15.0	+15.5	4	5:48.2	+24.8	2
Leg Time:			3:15.0	+15.5	4	5:48.2	+24.8	2
Sector Time:			3:15.0	+15.5	4	2:33.2	+9.3	2
<b>3</b>	<b>4</b>	<b>BAL Pavlo</b>	<b>UKR</b>			<b>5:48.5</b>	<b>+25.1</b>	<b>+25.1</b>
Team Time:			3:12.2	+12.7	3	5:48.5	+25.1	3
Leg Time:			3:12.2	+12.7	3	5:48.5	+25.1	3
Sector Time:			3:12.2	+12.7	3	2:36.3	+12.4	4
<b>4</b>	<b>5</b>	<b>GOLUBKOV Ivan</b>	<b>RUS</b>			<b>5:49.2</b>	<b>+25.8</b>	<b>+25.8</b>
Team Time:			3:11.7	+12.2	2	5:49.2	+25.8	4
Leg Time:			3:11.7	+12.2	2	5:49.2	+25.8	4
Sector Time:			3:11.7	+12.2	2	2:37.5	+13.6	5
<b>5</b>	<b>7</b>	<b>WESTEMAIER RIBERA Cristian</b>	<b>BRA</b>			<b>5:49.3</b>	<b>+25.9</b>	<b>+25.9</b>
Team Time:			3:15.9	+16.4	5	5:49.3	+25.9	5
Leg Time:			3:15.9	+16.4	5	5:49.3	+25.9	5
Sector Time:			3:15.9	+16.4	5	2:33.4	+9.5	3
<b>6</b>	<b>8</b>	<b>MAO Zhongwu</b>	<b>CHN</b>			<b>6:08.8</b>	<b>+45.4</b>	<b>+45.4</b>
Team Time:			3:21.9	+22.4	6	6:08.8	+45.4	6
Leg Time:			3:21.9	+22.4	6	6:08.8	+45.4	6
Sector Time:			3:21.9	+22.4	6	2:46.9	+23.0	6
<b>7</b>	<b>3</b>	<b>MINAMOTO Takaharu</b>	<b>JPN</b>			<b>6:17.2</b>	<b>+53.8</b>	<b>+53.8</b>
Team Time:			3:28.4	+28.9	7	6:17.2	+53.8	7
Leg Time:			3:28.4	+28.9	7	6:17.2	+53.8	7
Sector Time:			3:28.4	+28.9	7	2:48.8	+24.9	7
<b>8</b>	<b>6</b>	<b>FURUBERG Arnt Christian</b>	<b>SWE</b>			<b>6:32.0</b>	<b>+1:08.6</b>	<b>+1:08.6</b>
Team Time:			3:38.3	+38.8	8	6:32.0	+1:08.6	8
Leg Time:			3:38.3	+38.8	8	6:32.0	+1:08.6	8
Sector Time:			3:38.3	+38.8	8	2:53.7	+29.8	8
<b>9</b>	<b>9</b>	<b>ZAPLOTINSKY Derek</b>	<b>CAN</b>			<b>6:39.8</b>	<b>+1:16.4</b>	<b>+1:16.4</b>
Team Time:			3:41.1	+41.6	9	6:39.8	+1:16.4	9
Leg Time:			3:41.1	+41.6	9	6:39.8	+1:16.4	9
Sector Time:			3:41.1	+41.6	9	2:58.7	+34.8	9
<b>10</b>	<b>10</b>	<b>LOBAN Lidziya</b>	<b>BLR</b>			<b>7:20.1</b>	<b>+1:56.7</b>	<b>+1:56.7</b>
Team Time:			4:10.3	+1:10.8	10	7:20.1	+1:56.7	10
Leg Time:			4:10.3	+1:10.8	10	7:20.1	+1:56.7	10
Sector Time:			4:10.3	+1:10.8	10	3:09.8	+45.9	10

SAT 14 MAR 2026

Start Time 10:00

End Time 10:30

## Competition Analysis

Analisi della competizione

### Leg 2 Classic Technique

Rank	Bib	Name	NPC Code			Total Time	Leg Behind	Total Behind
			4.1km			5.0km		
			Time	Behind	Rk	Time	Behind	Rk
<b>1</b>	<b>4</b>	<b>RAD Taras</b>	<b>UKR</b>			<b>5:47.2</b>	<b>0.0</b>	<b>0.0</b>
Team Time:			8:58.0	0.0	1	11:35.7	0.0	1
Leg Time:			3:09.5	0.0	1	5:47.2	0.0	1
Sector Time:			3:09.5	0.0	1	2:37.7	0.0	1
<b>2</b>	<b>9</b>	<b>CAMERON Collin</b>	<b>CAN</b>			<b>6:04.5</b>	<b>+17.3</b>	<b>+1:08.6</b>
Team Time:			9:59.6	+1:01.6	6	12:44.3	+1:08.6	5
Leg Time:			3:19.8	+10.3	2	6:04.5	+17.3	2
Sector Time:			3:19.8	+10.3	2	2:44.7	+7.0	2
<b>3</b>	<b>8</b>	<b>ZHENG Peng</b>	<b>CHN</b>			<b>6:08.7</b>	<b>+21.5</b>	<b>+41.8</b>
Team Time:			9:31.1	+33.1	5	12:17.5	+41.8	4
Leg Time:			3:22.3	+12.8	3	6:08.7	+21.5	3
Sector Time:			3:22.3	+12.8	3	2:46.4	+8.7	5
<b>4</b>	<b>5</b>	<b>GOLUBKOV Ivan</b>	<b>RUS</b>			<b>6:08.8</b>	<b>+21.6</b>	<b>+22.3</b>
Team Time:			9:12.0	+14.0	2	11:58.0	+22.3	2
Leg Time:			3:22.8	+13.3	4	6:08.8	+21.6	4
Sector Time:			3:22.8	+13.3	4	2:46.0	+8.3	4
<b>5</b>	<b>1</b>	<b>MASTERS Oksana</b>	<b>USA</b>			<b>6:13.4</b>	<b>+26.2</b>	<b>+25.9</b>
Team Time:			9:15.7	+17.7	3	12:01.6	+25.9	3
Leg Time:			3:27.5	+18.0	5	6:13.4	+26.2	5
Sector Time:			3:27.5	+18.0	5	2:45.9	+8.2	3
<b>6</b>	<b>6</b>	<b>FURUBERG Arnt Christian</b>	<b>SWE</b>			<b>6:43.4</b>	<b>+56.2</b>	<b>+1:39.7</b>
Team Time:			10:23.9	+1:25.9	9	13:15.4	+1:39.7	7
Leg Time:			3:51.9	+42.4	6	6:43.4	+56.2	6
Sector Time:			3:51.9	+42.4	6	2:51.5	+13.8	6
<b>7</b>	<b>3</b>	<b>IWAMOTO Keigo</b>	<b>JPN</b>			<b>7:00.5</b>	<b>+1:13.3</b>	<b>+1:42.0</b>
Team Time:			10:10.2	+1:12.2	8	13:17.7	+1:42.0	8
Leg Time:			3:53.0	+43.5	7	7:00.5	+1:13.3	7
Sector Time:			3:53.0	+43.5	7	3:07.5	+29.8	7
<b>8</b>	<b>2</b>	<b>WICKER Anja</b>	<b>GER</b>			<b>7:25.3</b>	<b>+1:38.1</b>	<b>+1:13.0</b>
Team Time:			9:29.0	+31.0	4	12:48.7	+1:13.0	6
Leg Time:			4:05.6	+56.1	8	7:25.3	+1:38.1	8
Sector Time:			4:05.6	+56.1	8	3:19.7	+42.0	8
<b>9</b>	<b>7</b>	<b>dos SANTOS ROCHA Aline</b>	<b>BRA</b>			<b>7:37.0</b>	<b>+1:49.8</b>	<b>+1:50.6</b>
Team Time:			10:02.5	+1:04.5	7	13:26.3	+1:50.6	9
Leg Time:			4:13.2	+1:03.7	9	7:37.0	+1:49.8	9
Sector Time:			4:13.2	+1:03.7	9	3:23.8	+46.1	9
<b>10</b>	<b>10</b>	<b>BIRYLA Valiantsina</b>	<b>BLR</b>			<b>8:25.1</b>	<b>+2:37.9</b>	<b>+4:09.5</b>
Team Time:			12:01.3	+3:03.3	10	15:45.2	+4:09.5	10
Leg Time:			4:41.2	+1:31.7	10	8:25.1	+2:37.9	10
Sector Time:			4:41.2	+1:31.7	10	3:43.9	+1:06.2	10

SAT 14 MAR 2026

Start Time 10:00

End Time 10:30

## Competition Analysis

Analisi della competizione

### Leg 3 Free Technique

Rank	Bib	Name	NPC Code			Total Time	Leg Behind	Total Behind
			6.2km			7.5km		
			Time	Behind	Rk	Time	Behind	Rk
<b>1</b>	<b>10</b>	<b>SVIRYDZENKA Raman</b>	<b>BLR</b>			<b>5:48.4</b>	<b>0.0</b>	<b>+3:59.6</b>
Team Time:			19:55.0	+3:59.7	10	21:33.6	+3:59.6	10
Leg Time:			4:09.8	0.0	1	5:48.4	0.0	1
Sector Time:			4:09.8	0.0	1	1:38.6	+8.8	5
<b>2</b>	<b>8</b>	<b>WANG Yue</b>	<b>CHN</b>			<b>5:50.6</b>	<b>+2.2</b>	<b>+34.1</b>
Team Time:			16:37.8	+42.5	3	18:08.1	+34.1	3
Leg Time:			4:20.3	+10.5	3	5:50.6	+2.2	2
Sector Time:			4:20.3	+10.5	3	1:30.3	+0.5	2
<b>3</b>	<b>4</b>	<b>KONONOVA Oleksandra</b>	<b>UKR</b>			<b>5:58.3</b>	<b>+9.9</b>	<b>0.0</b>
Team Time:			15:55.3	0.0	1	17:34.0	0.0	1
Leg Time:			4:19.6	+9.8	2	5:58.3	+9.9	3
Sector Time:			4:19.6	+9.8	2	1:38.7	+8.9	6
<b>4</b>	<b>9</b>	<b>WILKIE Natalie</b>	<b>CAN</b>			<b>6:00.9</b>	<b>+12.5</b>	<b>+1:11.2</b>
Team Time:			17:13.8	+1:18.5	5	18:45.2	+1:11.2	5
Leg Time:			4:29.5	+19.7	4	6:00.9	+12.5	4
Sector Time:			4:29.5	+19.7	4	1:31.4	+1.6	3
<b>5</b>	<b>5</b>	<b>BAGIIAN Anastasiia</b>	<b>RUS</b>			<b>6:05.7</b>	<b>+17.3</b>	<b>+29.7</b>
Team Time:			16:30.0	+34.7	2	18:03.7	+29.7	2
Leg Time:			4:32.0	+22.2	6	6:05.7	+17.3	5
Sector Time:			4:32.0	+22.2	6	1:33.7	+3.9	4
<b>6</b>	<b>7</b>	<b>da SILVA Wellington</b>	<b>BRA</b>			<b>6:12.0</b>	<b>+23.6</b>	<b>+2:04.3</b>
Team Time:			17:57.3	+2:02.0	7	19:38.3	+2:04.3	7
Leg Time:			4:31.0	+21.2	5	6:12.0	+23.6	6
Sector Time:			4:31.0	+21.2	5	1:41.0	+11.2	8
<b>7</b>	<b>2</b>	<b>WALTER Leonie Maria</b>	<b>GER</b>			<b>6:12.1</b>	<b>+23.7</b>	<b>+1:26.8</b>
Team Time:			17:31.0	+1:35.7	6	19:00.8	+1:26.8	6
Leg Time:			4:42.3	+32.5	8	6:12.1	+23.7	7
Sector Time:			4:42.3	+32.5	8	1:29.8	0.0	1
<b>8</b>	<b>1</b>	<b>PETERSON Sydney</b>	<b>USA</b>			<b>6:20.8</b>	<b>+32.4</b>	<b>+48.4</b>
Team Time:			16:43.3	+48.0	4	18:22.4	+48.4	4
Leg Time:			4:41.7	+31.9	7	6:20.8	+32.4	8
Sector Time:			4:41.7	+31.9	7	1:39.1	+9.3	7
<b>9</b>	<b>3</b>	<b>ABE Yurika</b>	<b>JPN</b>			<b>6:57.4</b>	<b>+1:09.0</b>	<b>+2:41.1</b>
Team Time:			18:31.6	+2:36.3	8	20:15.1	+2:41.1	8
Leg Time:			5:13.9	+1:04.1	9	6:57.4	+1:09.0	9
Sector Time:			5:13.9	+1:04.1	9	1:43.5	+13.7	9
<b>10</b>	<b>6</b>	<b>MORELIUS Alice</b>	<b>SWE</b>			<b>8:11.6</b>	<b>+2:23.2</b>	<b>+3:53.0</b>
Team Time:			19:30.0	+3:34.7	9	21:27.0	+3:53.0	9
Leg Time:			6:14.6	+2:04.8	10	8:11.6	+2:23.2	10
Sector Time:			6:14.6	+2:04.8	10	1:57.0	+27.2	10

SAT 14 MAR 2026

Start Time 10:00

End Time 10:30

## Competition Analysis

Analisi della competizione

### Leg 4 Free Technique

Rank	Bib	Name	NPC Code	8.7km			10.0km			Total Time	Leg Behind	Total Behind
				Time	Behind	Rk	Time	Behind	Rk			
<b>1</b>	<b>1</b>	<b>ADICOFF Jake</b>	<b>USA</b>				<b>5:01.8</b>	<b>0.0</b>	<b>0.0</b>			
Team Time:				21:57.8	+3.0	2	23:24.2	0.0	1			
Leg Time:				3:35.4	0.0	1	5:01.8	0.0	1			
Sector Time:				3:35.4	0.0	1	1:26.4	+5.5	2			
<b>2</b>	<b>2</b>	<b>VOLKERT Lennart Mattis</b>	<b>GER</b>				<b>5:09.6</b>	<b>+7.8</b>	<b>+46.2</b>			
Team Time:				22:49.5	+54.7	5	24:10.4	+46.2	4			
Leg Time:				3:48.7	+13.3	2	5:09.6	+7.8	2			
Sector Time:				3:48.7	+13.3	2	1:20.9	0.0	1			
<b>3</b>	<b>9</b>	<b>ARENDZ Mark</b>	<b>CAN</b>				<b>5:29.9</b>	<b>+28.1</b>	<b>+50.9</b>			
Team Time:				22:48.6	+53.8	4	24:15.1	+50.9	5			
Leg Time:				4:03.4	+28.0	3	5:29.9	+28.1	3			
Sector Time:				4:03.4	+28.0	3	1:26.5	+5.6	3			
<b>4</b>	<b>8</b>	<b>HUANG Lingxin</b>	<b>CHN</b>				<b>5:48.4</b>	<b>+46.6</b>	<b>+32.3</b>			
Team Time:				22:23.6	+28.8	3	23:56.5	+32.3	3			
Leg Time:				4:15.5	+40.1	4	5:48.4	+46.6	4			
Sector Time:				4:15.5	+40.1	4	1:32.9	+12.0	5			
<b>5</b>	<b>4</b>	<b>LIASHENKO Liudmyla</b>	<b>UKR</b>				<b>6:02.7</b>	<b>+1:00.9</b>	<b>+12.5</b>			
Team Time:				21:54.8	0.0	1	23:36.7	+12.5	2			
Leg Time:				4:20.8	+45.4	5	6:02.7	+1:00.9	5			
Sector Time:				4:20.8	+45.4	5	1:41.9	+21.0	6			
<b>6</b>	<b>5</b>	<b>BAGIIAN Anastasiia</b>	<b>RUS</b>				<b>6:36.5</b>	<b>+1:34.7</b>	<b>+1:16.0</b>			
Team Time:				23:09.8	+1:15.0	6	24:40.2	+1:16.0	6			
Leg Time:				5:06.1	+1:30.7	6	6:36.5	+1:34.7	6			
Sector Time:				5:06.1	+1:30.7	6	1:30.4	+9.5	4			
<b>7</b>	<b>10</b>	<b>FEDZKOVICH Darya</b>	<b>BLR</b>				<b>6:58.2</b>	<b>+1:56.4</b>	<b>+5:07.6</b>			
Team Time:				26:49.5	+4:54.7	9	28:31.8	+5:07.6	9			
Leg Time:				5:15.9	+1:40.5	8	6:58.2	+1:56.4	7			
Sector Time:				5:15.9	+1:40.5	8	1:42.3	+21.4	7			
<b>8</b>	<b>3</b>	<b>IWAMOTO Mika</b>	<b>JPN</b>				<b>7:14.1</b>	<b>+2:12.3</b>	<b>+4:05.0</b>			
Team Time:				25:40.9	+3:46.1	8	27:29.2	+4:05.0	8			
Leg Time:				5:25.8	+1:50.4	9	7:14.1	+2:12.3	8			
Sector Time:				5:25.8	+1:50.4	9	1:48.3	+27.4	9			
<b>9</b>	<b>7</b>	<b>da SILVA Wellington</b>	<b>BRA</b>				<b>7:22.2</b>	<b>+2:20.4</b>	<b>+3:36.3</b>			
Team Time:				24:53.4	+2:58.6	7	27:00.5	+3:36.3	7			
Leg Time:				5:15.1	+1:39.7	7	7:22.2	+2:20.4	9			
Sector Time:				5:15.1	+1:39.7	7	2:07.1	+46.2	10			
<b>10</b>	<b>6</b>	<b>MORELIUS Alice</b>	<b>SWE</b>				<b>8:56.2</b>	<b>+3:54.4</b>	<b>+6:59.0</b>			
Team Time:				28:35.3	+6:40.5	10	30:23.2	+6:59.0	10			
Leg Time:				7:08.3	+3:32.9	10	8:56.2	+3:54.4	10			
Sector Time:				7:08.3	+3:32.9	10	1:47.9	+27.0	8			

#### Jury Decisions

##### Written Reprimand

Russian Federation

RUS Equipment Rule 7.2.1.4 - out of contact with seat

#### Note:

All times in this output are "Real Times".

#### Legend

Rk Rank



SAT 14 MAR 2026

Start Time 11:15

End Time 11:41

## Results

### Risultati

Rank	Bib	NPC	Name	G	Sport Class	%	Leg Time	Leg Rank	Leg Behind	Team Time	Team Rank	Time Behind
<b>1</b>	<b>5</b>	<b>CHN - People's Republic of China</b>				<b>375</b>				<b>21:54.4</b>		
	5-1 Red	Classic	DANG Hesong Guide: LU Hongda	M	NS2	97	5:23.9	3	+1.6	5:23.9	3	+1.6
	5-2 Green	Classic	WANG Tao	M	LW12	88	5:49.7	5	+24.4	11:13.6	3	+24.8
	5-3 Yellow	Free	WANG Chenyang	M	LW5/7	90	5:37.0	2	+5.6	16:50.6	2	+0.9
	5-4 Blue	Free	YU Shuang Guide: SHANG Jincai	M	NS3	100	5:03.8	1	0.0	21:54.4	1	0.0
<b>2</b>	<b>2</b>	<b>GER - Germany</b>				<b>373</b>				<b>21:59.8</b>		<b>+5.4</b>
	2-1 Red	Classic	BOLD Theo Guide: BOLD Jakob	M	NS3	100	5:23.5	2	+1.2	5:23.5	2	+1.2
	2-2 Green	Classic	MARBURGER Sebastian	M	LW2	92	5:25.3	1	0.0	10:48.8	1	0.0
	2-3 Yellow	Free	KAZMAIER Linn Guide: BAUMANN Florian	F	NS3	85	6:00.9	8	+29.5	16:49.7	1	0.0
	2-4 Blue	Free	MAIER Marco	M	LW8	96	5:10.1	2	+6.3	21:59.8	2	+5.4
<b>3</b>	<b>4</b>	<b>NOR - Norway</b>				<b>375</b>				<b>22:28.6</b>		<b>+34.2</b>
	4-1 Red	Classic	HAUGEN Kjartan	M	LW4	97	5:27.2	5	+4.9	5:27.2	5	+4.9
	4-1 Red	Classic	HAUGEN Kjartan	M	LW4	97	5:43.8	3	+18.5	11:11.0	2	+22.2
	4-3 Yellow	Free	NILSEN Vilde	F	LW4	81	5:56.3	6	+24.9	17:07.3	4	+17.6
	4-4 Blue	Free	OXAAL Thomas Guide: LERVIK Geir	M	NS3	100	5:21.3	4	+17.5	22:28.6	3	+34.2
<b>4</b>	<b>1</b>	<b>UKR - Ukraine</b>				<b>373</b>				<b>22:28.8</b>		<b>+34.4</b>
	1-1 Red	Classic	SUIARKO Dmytro Guide: NIKONOVYCH Oleksandr	M	NS3	100	5:22.3	1	0.0	5:22.3	1	0.0
	1-2 Green	Classic	KRAVCHUK Vasyl	M	LW11	81	6:24.3	7	+59.0	11:46.6	5	+57.8
	1-3 Yellow	Free	VOVCHYNSKYI Grygorii	M	LW8	96	5:31.4	1	0.0	17:18.0	5	+28.3
	1-4 Blue	Free	DRAHUN Serafym	M	LW8	96	5:10.8	3	+7.0	22:28.8	4	+34.4
<b>5</b>	<b>9</b>	<b>KAZ - Kazakhstan</b>				<b>367</b>				<b>23:18.5</b>		<b>+1:24.1</b>
	9-1 Red	Classic	KHAMITOV Yerbol	M	LW12	88	6:02.9	6	+40.6	6:02.9	6	+40.6
	9-1 Red	Classic	KHAMITOV Yerbol	M	LW12	88	6:06.9	6	+41.6	12:09.8	6	+1:21.0
	9-3 Yellow	Free	KOBAL Vladislav	M	LW8	96	5:42.3	4	+10.9	17:52.1	7	+1:02.4
	9-4 Blue	Free	GERLITS Alexandr	M	LW6	95	5:26.4	5	+22.6	23:18.5	5	+1:24.1
<b>6</b>	<b>8</b>	<b>FRA - France</b>				<b>359</b>				<b>23:47.6</b>		<b>+1:53.2</b>
	8-1 Red	Classic	DAVIET Benjamin	M	LW2	92	5:26.6	4	+4.3	5:26.6	4	+4.3
	8-2 Green	Classic	TABOURET Karl	M	LW3	86	5:47.0	4	+21.7	11:13.6	4	+24.8
	8-3 Yellow	Free	CHALENCON Anthony Guide: MICHELON Florian	M	NS1	88	5:53.1	5	+21.7	17:06.7	3	+17.0
	8-4 Blue	Free	DAVIET Benjamin	M	LW2	93	6:40.9	10	+1:37.1	23:47.6	6	+1:53.2
<b>7</b>	<b>7</b>	<b>JPN - Japan</b>				<b>360</b>				<b>24:44.7</b>		<b>+2:50.3</b>
	7-1 Red	Classic	NITTA Yoshihiro	M	LW8	92	6:08.4	7	+46.1	6:08.4	7	+46.1
	7-2 Green	Classic	MORI Hiroaki	M	LW12	88	6:31.7	8	+1:06.4	12:40.1	8	+1:51.3
	7-3 Yellow	Free	KAWAYOKE Taiki	M	LW5/7	90	6:00.0	7	+28.6	18:40.1	8	+1:50.4
	7-3 Yellow	Free	KAWAYOKE Taiki	M	LW5/7	90	6:04.6	6	+1:00.8	24:44.7	7	+2:50.3
<b>8</b>	<b>11</b>	<b>POL - Poland</b>				<b>370</b>				<b>24:46.8</b>		<b>+2:52.4</b>
	11-1 Red	Classic	PLEWA Krzysztof	M	LW12	88	6:37.4	10	+1:15.1	6:37.4	10	+1:15.1
	11-2 Green	Classic	GARBOWSKI Piotr Guide: TWARDOWSKI Jakub	M	NS3	100	5:32.6	2	+7.3	12:10.0	7	+1:21.2
	11-3 Yellow	Free	BIENKO Blazej Guide: LANDA Michal	M	NS3	100	5:40.1	3	+8.7	17:50.1	6	+1:00.4
	11-4 Blue	Free	KOBYRN Aneta Guide: PUTO Bartlomiej	F	NS2	82	6:56.7	11	+1:52.9	24:46.8	8	+2:52.4



SAT 14 MAR 2026

Start Time 11:15

End Time 11:41

## Results

### Risultati

Rank	Bib	NPC	Name	G	Sport Class	%	Leg Time	Leg Rank	Leg Behind	Team Time	Team Rank	Time Behind	
<b>9</b>	<b>10</b>	<b>ITA - Italy</b>				<b>367</b>				<b>26:07.4</b>		<b>+4:13.0</b>	
	10-1	Red	Classic	BIGLIONE Michele	M	LW12	88	6:09.8	8	+47.5	6:09.8	8	+47.5
	10-2	Green	Classic	PISANI Marco	M	LW12	88	6:41.8	10	+1:16.5	12:51.6	10	+2:02.8
	10-3	Yellow	Free	DAL PASTRO Mattia	M	LW6	95	6:49.3	10	+1:17.9	19:40.9	9	+2:51.2
	10-4	Blue	Free	TONINELLI Cristian	M	LW8	96	6:26.5	8	+1:22.7	26:07.4	9	+4:13.0
<b>10</b>	<b>3</b>	<b>CAN - Canada</b>				<b>348</b>				<b>26:40.2</b>		<b>+4:45.8</b>	
	3-1	Red	Classic	LARIVIERE Logan	M	NS3	100	6:10.4	9	+48.1	6:10.4	9	+48.1
				Guide: HUTTON Joseph									
	3-2	Green	Classic	BACHINSKY Jesse	M	NS1	88	6:34.6	9	+1:09.3	12:45.0	9	+1:56.2
				Guide: NADLERSMITH Levi									
	3-3	Yellow	Free	ARCHIBALD Emma	F	LW5/7	75	7:17.0	11	+1:45.6	20:02.0	10	+3:12.3
	3-4	Blue	Free	MULLIN Maddie	F	NS3	85	6:38.2	9	+1:34.4	26:40.2	10	+4:45.8
				Guide: AILEY Brooke									
<b>11</b>	<b>12</b>	<b>USA - United States of America</b>				<b>339</b>				<b>30:20.6</b>		<b>+8:26.2</b>	
	12-1	Red	Classic	MARTIN Erin	F	LW10	59	9:56.5	11	+4:34.2	9:56.5	11	+4:34.2
	12-2	Green	Classic	KNEELAND Michael	M	LW11.5	84	7:37.3	11	+2:12.0	17:33.8	11	+6:45.0
	12-3	Yellow	Free	NELSON Max	M	NS3	100	6:41.2	9	+1:09.8	24:15.0	11	+7:25.3
				Guide: SCHATZLEIN Gus									
	12-4	Blue	Free	BERRY Jack	M	LW4	96	6:05.6	7	+1:01.8	30:20.6	11	+8:26.2

### Did Not Start (DNS)

Rank	Bib	NPC	Name	G	Sport Class	%	Leg Time	Leg Rank	Leg Behind	Team Time	Team Rank	Time Behind
	<b>6</b>	<b>CZE - Czechia</b>				<b>362</b>						
	6-1	Red	Classic	MOTEJZIK Miroslav	M	LW4	97					
	6-2	Green	Classic	BUBENICKOVA Simona	F	NS1	73					
				Guide: SRUTEK David								
	6-3	Yellow	Free	SKODA Matej	M	LW8	96					
	6-3	Yellow	Free	SKODA Matej	M	LW8	96					

### Jury Decisions

#### Written Reprimand

Poland

POL

12342.5 - Guide cannot actively skate during holding

Jury Information			Course Information		1	2
FIS Technical Delegate	AALBERG John (CAN)		Course name	Sit Ski CC 2.5km	Standing/VI CC 2.5km	
FIS Assistant Technical Delegate	KALVEDAL Ingela (SWE)		Height Difference (HD)	15m	45m	
FIS Race Director	ZIPFEL Georg (FIS)		Maximum Climb (MC)	9m	20m	
Chief of Competition	ROSA Anna (ITA)		Total Climb (TC)	40m	75m	
FIS Jury Member	VELECHSHUK Alexandr (GER)		Length of Lap	2470m	2610m	
FIS Adaptive Equipment Controller (Classification) - Non-voting	SANDWICK Sue (FIS)		Number of Laps	2	2	
FIS Equipment Controller - Non-voting	ENNEMOSER Lukas (FIS)					

Weather	Snow Condition	Temperature		Athletes/NPCs							
		Air	Snow	Entries	Ranked	DNF	DSQ	DNS	LAP	NPS	DQB
Few clouds	Packed	8.9°C	-0.2°C	43/12	40/11	0/0	0/0	3/1	0/0	0/0	0/0

Legend:			
<b>DNF</b>	Did Not Finish	<b>DNS</b>	Did Not Start
<b>DSQ</b>	Disqualified	<b>F</b>	Female
<b>LAP</b>	Lapped	<b>M</b>	Male
		<b>DQB</b>	Disqualified for unsportsmanlike behaviour
		<b>G</b>	Gender
		<b>NPS</b>	Not Permitted to Start

SAT 14 MAR 2026

Start Time 11:15

End Time 11:41

## Competition Analysis

Analisi della competizione

### Leg 1 Classic Technique

Rank	Bib	Name	NPC Code			Total Time	Leg Behind	Total Behind
			1.6km			2.5km		
			Time	Behind	Rk	Time	Behind	Rk
<b>1</b>	<b>1</b>	<b>SUIARKO Dmytro</b>	<b>UKR</b>			<b>5:22.3</b>	<b>0.0</b>	<b>0.0</b>
Team Time:			2:50.8	+0.6	3	5:22.3	0.0	1
Leg Time:			2:50.8	+0.6	3	5:22.3	0.0	1
Sector Time:			2:50.8	+0.6	3	2:31.5	0.0	1
<b>2</b>	<b>2</b>	<b>BOLD Theo</b>	<b>GER</b>			<b>5:23.5</b>	<b>+1.2</b>	<b>+1.2</b>
Team Time:			2:50.2	0.0	1	5:23.5	+1.2	2
Leg Time:			2:50.2	0.0	1	5:23.5	+1.2	2
Sector Time:			2:50.2	0.0	1	2:33.3	+1.8	=3
<b>3</b>	<b>5</b>	<b>DANG Hesong</b>	<b>CHN</b>			<b>5:23.9</b>	<b>+1.6</b>	<b>+1.6</b>
Team Time:			2:50.6	+0.4	2	5:23.9	+1.6	3
Leg Time:			2:50.6	+0.4	2	5:23.9	+1.6	3
Sector Time:			2:50.6	+0.4	2	2:33.3	+1.8	=3
<b>4</b>	<b>8</b>	<b>DAVIET Benjamin</b>	<b>FRA</b>			<b>5:26.6</b>	<b>+4.3</b>	<b>+4.3</b>
Team Time:			2:52.4	+2.2	4	5:26.6	+4.3	4
Leg Time:			2:52.4	+2.2	4	5:26.6	+4.3	4
Sector Time:			2:52.4	+2.2	4	2:34.2	+2.7	5
<b>5</b>	<b>4</b>	<b>HAUGEN Kjartan</b>	<b>NOR</b>			<b>5:27.2</b>	<b>+4.9</b>	<b>+4.9</b>
Team Time:			2:54.4	+4.2	5	5:27.2	+4.9	5
Leg Time:			2:54.4	+4.2	5	5:27.2	+4.9	5
Sector Time:			2:54.4	+4.2	5	2:32.8	+1.3	2
<b>6</b>	<b>9</b>	<b>KHAMITOV Yerbol</b>	<b>KAZ</b>			<b>6:02.9</b>	<b>+40.6</b>	<b>+40.6</b>
Team Time:			3:15.0	+24.8	6	6:02.9	+40.6	6
Leg Time:			3:15.0	+24.8	6	6:02.9	+40.6	6
Sector Time:			3:15.0	+24.8	6	2:47.9	+16.4	6
<b>7</b>	<b>7</b>	<b>NITTA Yoshihiro</b>	<b>JPN</b>			<b>6:08.4</b>	<b>+46.1</b>	<b>+46.1</b>
Team Time:			3:18.8	+28.6	8	6:08.4	+46.1	7
Leg Time:			3:18.8	+28.6	8	6:08.4	+46.1	7
Sector Time:			3:18.8	+28.6	8	2:49.6	+18.1	7
<b>8</b>	<b>10</b>	<b>BIGLIONE Michele</b>	<b>ITA</b>			<b>6:09.8</b>	<b>+47.5</b>	<b>+47.5</b>
Team Time:			3:18.1	+27.9	7	6:09.8	+47.5	8
Leg Time:			3:18.1	+27.9	7	6:09.8	+47.5	8
Sector Time:			3:18.1	+27.9	7	2:51.7	+20.2	9
<b>9</b>	<b>3</b>	<b>LARIVIERE Logan</b>	<b>CAN</b>			<b>6:10.4</b>	<b>+48.1</b>	<b>+48.1</b>
Team Time:			3:20.6	+30.4	9	6:10.4	+48.1	9
Leg Time:			3:20.6	+30.4	9	6:10.4	+48.1	9
Sector Time:			3:20.6	+30.4	9	2:49.8	+18.3	8
<b>10</b>	<b>11</b>	<b>PLEWA Krzysztof</b>	<b>POL</b>			<b>6:37.4</b>	<b>+1:15.1</b>	<b>+1:15.1</b>
Team Time:			3:35.3	+45.1	10	6:37.4	+1:15.1	10
Leg Time:			3:35.3	+45.1	10	6:37.4	+1:15.1	10
Sector Time:			3:35.3	+45.1	10	3:02.1	+30.6	10
<b>11</b>	<b>12</b>	<b>MARTIN Erin</b>	<b>USA</b>			<b>9:56.5</b>	<b>+4:34.2</b>	<b>+4:34.2</b>
Team Time:			5:29.5	+2:39.3	11	9:56.5	+4:34.2	11
Leg Time:			5:29.5	+2:39.3	11	9:56.5	+4:34.2	11
Sector Time:			5:29.5	+2:39.3	11	4:27.0	+1:55.5	11
<b>6</b>	<b>MOTEJZIK Miroslav</b>	<b>CZE</b>			<b>DNS</b>			
Team Time:								
Leg Time:								
Sector Time:								

SAT 14 MAR 2026

Start Time 11:15

End Time 11:41

## Competition Analysis

Analisi della competizione

### Leg 2 Classic Technique

Rank	Bib	Name	NPC Code	4.1km			5.0km			Total Time	Leg Behind	Total Behind
				Time	Behind	Rk	Time	Behind	Rk			
<b>1</b>	<b>2</b>	<b>MARBURGER Sebastian</b>	<b>GER</b>							<b>5:25.3</b>	<b>0.0</b>	<b>0.0</b>
Team Time:				8:19.1	0.0	1	10:48.8	0.0	1			
Leg Time:				2:55.6	0.0	1	5:25.3	0.0	1			
Sector Time:				2:55.6	0.0	1	2:29.7	+8.2	3			
<b>2</b>	<b>11</b>	<b>GARBOWSKI Piotr</b>	<b>POL</b>							<b>5:32.6</b>	<b>+7.3</b>	<b>+1:21.2</b>
Team Time:				9:48.5	+1:29.4	8	12:10.0	+1:21.2	7			
Leg Time:				3:11.1	+15.5	2	5:32.6	+7.3	2			
Sector Time:				3:11.1	+15.5	2	2:21.5	0.0	1			
<b>3</b>	<b>4</b>	<b>HAUGEN Kjartan</b>	<b>NOR</b>							<b>5:43.8</b>	<b>+18.5</b>	<b>+22.2</b>
Team Time:				8:46.0	+26.9	4	11:11.0	+22.2	2			
Leg Time:				3:18.8	+23.2	5	5:43.8	+18.5	3			
Sector Time:				3:18.8	+23.2	5	2:25.0	+3.5	2			
<b>4</b>	<b>8</b>	<b>TABOURET Karl</b>	<b>FRA</b>							<b>5:47.0</b>	<b>+21.7</b>	<b>+24.8</b>
Team Time:				8:42.2	+23.1	3	11:13.6	+24.8	4			
Leg Time:				3:15.6	+20.0	4	5:47.0	+21.7	4			
Sector Time:				3:15.6	+20.0	4	2:31.4	+9.9	4			
<b>5</b>	<b>5</b>	<b>WANG Tao</b>	<b>CHN</b>							<b>5:49.7</b>	<b>+24.4</b>	<b>+24.8</b>
Team Time:				8:37.8	+18.7	2	11:13.6	+24.8	3			
Leg Time:				3:13.9	+18.3	3	5:49.7	+24.4	5			
Sector Time:				3:13.9	+18.3	3	2:35.8	+14.3	5			
<b>6</b>	<b>9</b>	<b>KHAMITOV Yerbol</b>	<b>KAZ</b>							<b>6:06.9</b>	<b>+41.6</b>	<b>+1:21.0</b>
Team Time:				9:33.3	+1:14.2	6	12:09.8	+1:21.0	6			
Leg Time:				3:30.4	+34.8	6	6:06.9	+41.6	6			
Sector Time:				3:30.4	+34.8	6	2:36.5	+15.0	6			
<b>7</b>	<b>1</b>	<b>KRAVCHUK Vasyi</b>	<b>UKR</b>							<b>6:24.3</b>	<b>+59.0</b>	<b>+57.8</b>
Team Time:				8:57.8	+38.7	5	11:46.6	+57.8	5			
Leg Time:				3:35.5	+39.9	7	6:24.3	+59.0	7			
Sector Time:				3:35.5	+39.9	7	2:48.8	+27.3	8			
<b>8</b>	<b>7</b>	<b>MORI Hiroaki</b>	<b>JPN</b>							<b>6:31.7</b>	<b>+1:06.4</b>	<b>+1:51.3</b>
Team Time:				9:44.7	+1:25.6	7	12:40.1	+1:51.3	8			
Leg Time:				3:36.3	+40.7	8	6:31.7	+1:06.4	8			
Sector Time:				3:36.3	+40.7	8	2:55.4	+33.9	10			
<b>9</b>	<b>3</b>	<b>BACHINSKY Jesse</b>	<b>CAN</b>							<b>6:34.6</b>	<b>+1:09.3</b>	<b>+1:56.2</b>
Team Time:				9:59.2	+1:40.1	10	12:45.0	+1:56.2	9			
Leg Time:				3:48.8	+53.2	10	6:34.6	+1:09.3	9			
Sector Time:				3:48.8	+53.2	10	2:45.8	+24.3	7			
<b>10</b>	<b>10</b>	<b>PISANI Marco</b>	<b>ITA</b>							<b>6:41.8</b>	<b>+1:16.5</b>	<b>+2:02.8</b>
Team Time:				9:57.1	+1:38.0	9	12:51.6	+2:02.8	10			
Leg Time:				3:47.3	+51.7	9	6:41.8	+1:16.5	10			
Sector Time:				3:47.3	+51.7	9	2:54.5	+33.0	9			
<b>11</b>	<b>12</b>	<b>KNEELAND Michael</b>	<b>USA</b>							<b>7:37.3</b>	<b>+2:12.0</b>	<b>+6:45.0</b>
Team Time:				14:23.1	+6:04.0	11	17:33.8	+6:45.0	11			
Leg Time:				4:26.6	+1:31.0	11	7:37.3	+2:12.0	11			
Sector Time:				4:26.6	+1:31.0	11	3:10.7	+49.2	11			
<b>6</b>	<b>BUBENICKOVA Simona</b>	<b>CZE</b>								<b>DNS</b>		
Team Time:												
Leg Time:												
Sector Time:												

SAT 14 MAR 2026

Start Time 11:15

End Time 11:41

## Competition Analysis

Analisi della competizione

### Leg 3 Free Technique

Rank	Bib	Name	NPC Code			Total Time	Leg Behind	Total Behind
			6.2km			7.5km		
			Time	Behind	Rk	Time	Behind	Rk
<b>1</b>	<b>1</b>	<b>VOVCHYNSKYI Grygorii</b>	<b>UKR</b>			<b>5:31.4</b>	<b>0.0</b>	<b>+28.3</b>
Team Time:			15:47.7	+32.2	5	17:18.0	+28.3	5
Leg Time:			4:01.1	0.0	1	5:31.4	0.0	1
Sector Time:			4:01.1	0.0	1	1:30.3	+0.7	2
<b>2</b>	<b>5</b>	<b>WANG Chenyang</b>	<b>CHN</b>			<b>5:37.0</b>	<b>+5.6</b>	<b>+0.9</b>
Team Time:			15:19.2	+3.7	2	16:50.6	+0.9	2
Leg Time:			4:05.6	+4.5	2	5:37.0	+5.6	2
Sector Time:			4:05.6	+4.5	2	1:31.4	+1.8	3
<b>3</b>	<b>11</b>	<b>BIENKO Blazej</b>	<b>POL</b>			<b>5:40.1</b>	<b>+8.7</b>	<b>+1:00.4</b>
Team Time:			16:20.5	+1:05.0	7	17:50.1	+1:00.4	6
Leg Time:			4:10.5	+9.4	4	5:40.1	+8.7	3
Sector Time:			4:10.5	+9.4	4	1:29.6	0.0	1
<b>4</b>	<b>9</b>	<b>KOBAL Vladislav</b>	<b>KAZ</b>			<b>5:42.3</b>	<b>+10.9</b>	<b>+1:02.4</b>
Team Time:			16:17.6	+1:02.1	6	17:52.1	+1:02.4	7
Leg Time:			4:07.8	+6.7	3	5:42.3	+10.9	4
Sector Time:			4:07.8	+6.7	3	1:34.5	+4.9	5
<b>5</b>	<b>8</b>	<b>CHALENCON Anthony</b>	<b>FRA</b>			<b>5:53.1</b>	<b>+21.7</b>	<b>+17.0</b>
Team Time:			15:28.5	+13.0	3	17:06.7	+17.0	3
Leg Time:			4:14.9	+13.8	5	5:53.1	+21.7	5
Sector Time:			4:14.9	+13.8	5	1:38.2	+8.6	8
<b>6</b>	<b>4</b>	<b>NILSEN Vilde</b>	<b>NOR</b>			<b>5:56.3</b>	<b>+24.9</b>	<b>+17.6</b>
Team Time:			15:29.8	+14.3	4	17:07.3	+17.6	4
Leg Time:			4:18.8	+17.7	6	5:56.3	+24.9	6
Sector Time:			4:18.8	+17.7	6	1:37.5	+7.9	6
<b>7</b>	<b>7</b>	<b>KAWAYOKE Taiki</b>	<b>JPN</b>			<b>6:00.0</b>	<b>+28.6</b>	<b>+1:50.4</b>
Team Time:			17:02.3	+1:46.8	8	18:40.1	+1:50.4	8
Leg Time:			4:22.2	+21.1	7	6:00.0	+28.6	7
Sector Time:			4:22.2	+21.1	7	1:37.8	+8.2	7
<b>8</b>	<b>2</b>	<b>KAZMAIER Linn</b>	<b>GER</b>			<b>6:00.9</b>	<b>+29.5</b>	<b>0.0</b>
Team Time:			15:15.5	0.0	1	16:49.7	0.0	1
Leg Time:			4:26.7	+25.6	8	6:00.9	+29.5	8
Sector Time:			4:26.7	+25.6	8	1:34.2	+4.6	4
<b>9</b>	<b>12</b>	<b>NELSON Max</b>	<b>USA</b>			<b>6:41.2</b>	<b>+1:09.8</b>	<b>+7:25.3</b>
Team Time:			22:26.4	+7:10.9	11	24:15.0	+7:25.3	11
Leg Time:			4:52.6	+51.5	9	6:41.2	+1:09.8	9
Sector Time:			4:52.6	+51.5	9	1:48.6	+19.0	9
<b>10</b>	<b>10</b>	<b>DAL PASTRO Mattia</b>	<b>ITA</b>			<b>6:49.3</b>	<b>+1:17.9</b>	<b>+2:51.2</b>
Team Time:			17:51.8	+2:36.3	9	19:40.9	+2:51.2	9
Leg Time:			5:00.2	+59.1	10	6:49.3	+1:17.9	10
Sector Time:			5:00.2	+59.1	10	1:49.1	+19.5	10
<b>11</b>	<b>3</b>	<b>ARCHIBALD Emma</b>	<b>CAN</b>			<b>7:17.0</b>	<b>+1:45.6</b>	<b>+3:12.3</b>
Team Time:			18:04.1	+2:48.6	10	20:02.0	+3:12.3	10
Leg Time:			5:19.1	+1:18.0	11	7:17.0	+1:45.6	11
Sector Time:			5:19.1	+1:18.0	11	1:57.9	+28.3	11
<b>6</b>	<b>SKODA Matej</b>	<b>CZE</b>			<b>DNS</b>			
Team Time:								
Leg Time:								
Sector Time:								

SAT 14 MAR 2026

Start Time 11:15

End Time 11:41

## Competition Analysis

Analisi della competizione

### Leg 4 Free Technique

Rank	Bib	Name	NPC Code			Total Time	Leg Behind	Total Behind
			8.7km			10.0km		
			Time	Behind	Rk	Time	Behind	Rk
<b>1</b>	<b>5</b>	<b>YU Shuang</b>	<b>CHN</b>			<b>5:03.8</b>	<b>0.0</b>	<b>0.0</b>
Team Time:			20:33.1	0.0	1	21:54.4	0.0	1
Leg Time:			3:42.5	0.0	1	5:03.8	0.0	1
Sector Time:			3:42.5	0.0	1	1:21.3	+1.9	3
<b>2</b>	<b>2</b>	<b>MAIER Marco</b>	<b>GER</b>			<b>5:10.1</b>	<b>+6.3</b>	<b>+5.4</b>
Team Time:			20:35.9	+2.8	2	21:59.8	+5.4	2
Leg Time:			3:46.2	+3.7	2	5:10.1	+6.3	2
Sector Time:			3:46.2	+3.7	2	1:23.9	+4.5	4
<b>3</b>	<b>1</b>	<b>DRAHUN Serafym</b>	<b>UKR</b>			<b>5:10.8</b>	<b>+7.0</b>	<b>+34.4</b>
Team Time:			21:09.4	+36.3	4	22:28.8	+34.4	4
Leg Time:			3:51.4	+8.9	3	5:10.8	+7.0	3
Sector Time:			3:51.4	+8.9	3	1:19.4	0.0	1
<b>4</b>	<b>4</b>	<b>OXAAL Thomas</b>	<b>NOR</b>			<b>5:21.3</b>	<b>+17.5</b>	<b>+34.2</b>
Team Time:			21:08.6	+35.5	3	22:28.6	+34.2	3
Leg Time:			4:01.3	+18.8	5	5:21.3	+17.5	4
Sector Time:			4:01.3	+18.8	5	1:20.0	+0.6	2
<b>5</b>	<b>9</b>	<b>GERLITS Alexandr</b>	<b>KAZ</b>			<b>5:26.4</b>	<b>+22.6</b>	<b>+1:24.1</b>
Team Time:			21:47.6	+1:14.5	5	23:18.5	+1:24.1	5
Leg Time:			3:55.5	+13.0	4	5:26.4	+22.6	5
Sector Time:			3:55.5	+13.0	4	1:30.9	+11.5	6
<b>6</b>	<b>7</b>	<b>KAWAYOKE Taiki</b>	<b>JPN</b>			<b>6:04.6</b>	<b>+1:00.8</b>	<b>+2:50.3</b>
Team Time:			23:18.0	+2:44.9	8	24:44.7	+2:50.3	7
Leg Time:			4:37.9	+55.4	7	6:04.6	+1:00.8	6
Sector Time:			4:37.9	+55.4	7	1:26.7	+7.3	5
<b>7</b>	<b>12</b>	<b>BERRY Jack</b>	<b>USA</b>			<b>6:05.6</b>	<b>+1:01.8</b>	<b>+8:26.2</b>
Team Time:			28:41.9	+8:08.8	11	30:20.6	+8:26.2	11
Leg Time:			4:26.9	+44.4	6	6:05.6	+1:01.8	7
Sector Time:			4:26.9	+44.4	6	1:38.7	+19.3	9
<b>8</b>	<b>10</b>	<b>TONINELLI Cristian</b>	<b>ITA</b>			<b>6:26.5</b>	<b>+1:22.7</b>	<b>+4:13.0</b>
Team Time:			24:24.7	+3:51.6	9	26:07.4	+4:13.0	9
Leg Time:			4:43.8	+1:01.3	8	6:26.5	+1:22.7	8
Sector Time:			4:43.8	+1:01.3	8	1:42.7	+23.3	10
<b>9</b>	<b>3</b>	<b>MULLIN Maddie</b>	<b>CAN</b>			<b>6:38.2</b>	<b>+1:34.4</b>	<b>+4:45.8</b>
Team Time:			25:04.6	+4:31.5	10	26:40.2	+4:45.8	10
Leg Time:			5:02.6	+1:20.1	10	6:38.2	+1:34.4	9
Sector Time:			5:02.6	+1:20.1	10	1:35.6	+16.2	7
<b>10</b>	<b>8</b>	<b>DAVIET Benjamin</b>	<b>FRA</b>			<b>6:40.9</b>	<b>+1:37.1</b>	<b>+1:53.2</b>
Team Time:			21:59.8	+1:26.7	6	23:47.6	+1:53.2	6
Leg Time:			4:53.1	+1:10.6	9	6:40.9	+1:37.1	10
Sector Time:			4:53.1	+1:10.6	9	1:47.8	+28.4	11
<b>11</b>	<b>11</b>	<b>KOBRYN Aneta</b>	<b>POL</b>			<b>6:56.7</b>	<b>+1:52.9</b>	<b>+2:52.4</b>
Team Time:			23:10.9	+2:37.8	7	24:46.8	+2:52.4	8
Leg Time:			5:20.8	+1:38.3	11	6:56.7	+1:52.9	11
Sector Time:			5:20.8	+1:38.3	11	1:35.9	+16.5	8
<b>6</b>	<b>SKODA Matej</b>	<b>CZE</b>			<b>DNS</b>			
Team Time:								
Leg Time:								
Sector Time:								



SAT 14 MAR 2026

Start Time 11:15

End Time 11:41

### Competition Analysis

Analisi della competizione

#### Jury Decisions

##### Written Reprimand

Poland

POL 12342.5 - Guide cannot actively skate during holding

**Note:**  
All times in this output are "Real Times".

**Legend**  
= Equal sign indicates that two or more competitors share the same rank **DNS** Did Not Start  
**Rk** Rank



---

**Official Communication**  
Comunicazione ufficiale

**Item: 1**

**Bib Colours in Mixed and Open Relay**

Due to operational issues, the bibs for leg 2 and 3 of Mixed and Open Relay have the following colours: Leg 2: Yellow, Leg 3: Green

Issued by: FIS  
Time: 9:34  
Date: 14 MAR 2026

This decision affects: Results  
Schedule  
Other

X



## Official Communication

Comunicazione ufficiale

**Item: 2**

### 20km Interval Start Free Standing and VI Events rescheduled

**Summary:**

Due to the expected skiing times of the Sitting categories, the start times of the Standing and VI categories needed to be adjusted.

**Details:**

New Start Times:

10:45 Women Standing

11:00 Men Standing

12:20 Women VI

12:30 Men VI

Issued by: FIS

Time: 17:02

Date: 14 MAR 2026

This decision affects:

Results

Schedule

Other

X



## Competition Officials

Ufficiali di gara

As of MON 2 MAR 2026

Function	Name	Organisation
<b>Para Cross-Country Skiing Jury</b>		
FIS Technical Delegate	AALBERG John	CAN - Canada
FIS Assistant Technical Delegate	KALVEDAL Ingela	SWE - Sweden
FIS Race Director	ZIPFEL Georg	FIS
FIS Jury Member	VELECHSHUK Alexandr	GER - Germany
FIS Adaptive Equipment Controller (Classification)	SANDWICK Sue	FIS
FIS Equipment Controller	ENNEMOSER Lukas	FIS
<b>Competition Committee</b>		
Sport Manager	MACOR Enzo	ITA - Italy
Deputy Sport Manager	RAINER Michel	ITA - Italy
Chief of Competition	ROSA Anna	ITA - Italy
Assistant Chief of Competition	RAINER Michel	ITA - Italy
Competition Secretary	DEFRANCESCO Manuela	ITA - Italy
Chief of Stadium	GIRARDI Luigi	ITA - Italy
Chief of Course	ZORZI Alessandro	ITA - Italy



## Competition Schedule

Calendario delle gare

As of SAT 14 MAR 2026

**REVISED**  
14 MAR 18:10

Date	Start Time	Event
TUE 10 MAR	9:45	Women's Sprint Sitting Qualification
	9:55	Men's Sprint Sitting Qualification
	10:25	Women's Sprint Classic Standing Qualification
	10:35	Men's Sprint Classic Standing Qualification
	10:55	Women's Sprint Classic Vision Impaired Qualification
	11:05	Men's Sprint Classic Vision Impaired Qualification
	12:15	Women's Sprint Sitting Semifinals
	12:26	Men's Sprint Sitting Semifinals
	12:37	Women's Sprint Classic Standing Semifinals
	12:48	Men's Sprint Classic Standing Semifinals
	12:59	Women's Sprint Classic Vision Impaired Semifinals
	13:10	Men's Sprint Classic Vision Impaired Semifinals
	13:22	Women's Sprint Sitting Final
	13:29	Men's Sprint Sitting Final
	13:38	Women's Sprint Classic Standing Final
	13:45	Men's Sprint Classic Standing Final
	13:54	Women's Sprint Classic Vision Impaired Final
14:01	Men's Sprint Classic Vision Impaired Final	
WED 11 MAR	9:45	Women's 10km Interval Start Sitting
	10:10	Men's 10km Interval Start Sitting
	11:05	Women's 10km Interval Start Classic Standing
	11:35	Men's 10km Interval Start Classic Standing
	12:25	Women's 10km Interval Start Classic Vision Impaired
	12:55	Men's 10km Interval Start Classic Vision Impaired
SAT 14 MAR	10:00	Mixed 4x2.5km Relay
	11:15	Open 4x2.5km Relay
SUN 15 MAR	9:00	Women's 20km Interval Start Sitting
	9:15	Men's 20km Interval Start Sitting
	10:45	Women's 20km Interval Start Standing
	11:00	Men's 20km Interval Start Free Standing
	12:20	Women's 20km Interval Start Free Vision Impaired
	12:30	Men's 20km Interval Start Free Vision Impaired

**Note:**

Please check online for more details and the latest updates.

**REVISED**

**Start Times for 20km Interval Start Free Standing and VI Rescheduled**



## Tesero Cross-Country Skiing Stadium

# PARA CROSS-COUNTRY SKIING

Course map and profile

### W&M Sprint Classic Sitting

1 lap

### Sit Ski CC Sprint

**1,024m**  
Course length

**5m**  
Height difference

**S** Start

**F** Finish

**4m**  
Maximum climb

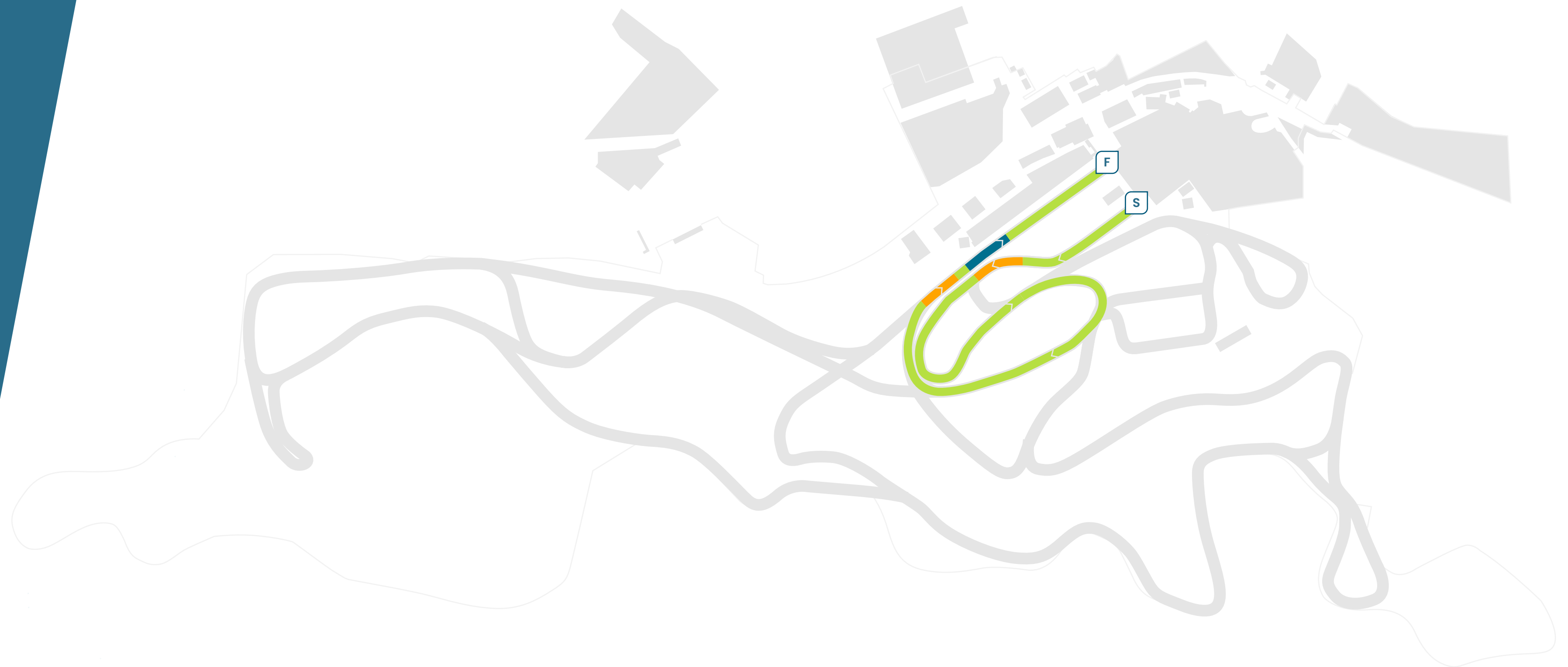

**13m**  
Total climb

**905m**  
Lowest point

**910m**  
Highest point



**1km**  
Loop Length





### Tesero Cross-Country Skiing Stadium

## PARA CROSS-COUNTRY SKIING

Course map and profile

### W&M Sprint Classic Standing/VI

1 lap

### Standing CC Sprint

**1,139m**  
Course length

**24m**  
Height difference

**S** Start

**F** Finish

**21m**  
Maximum climb

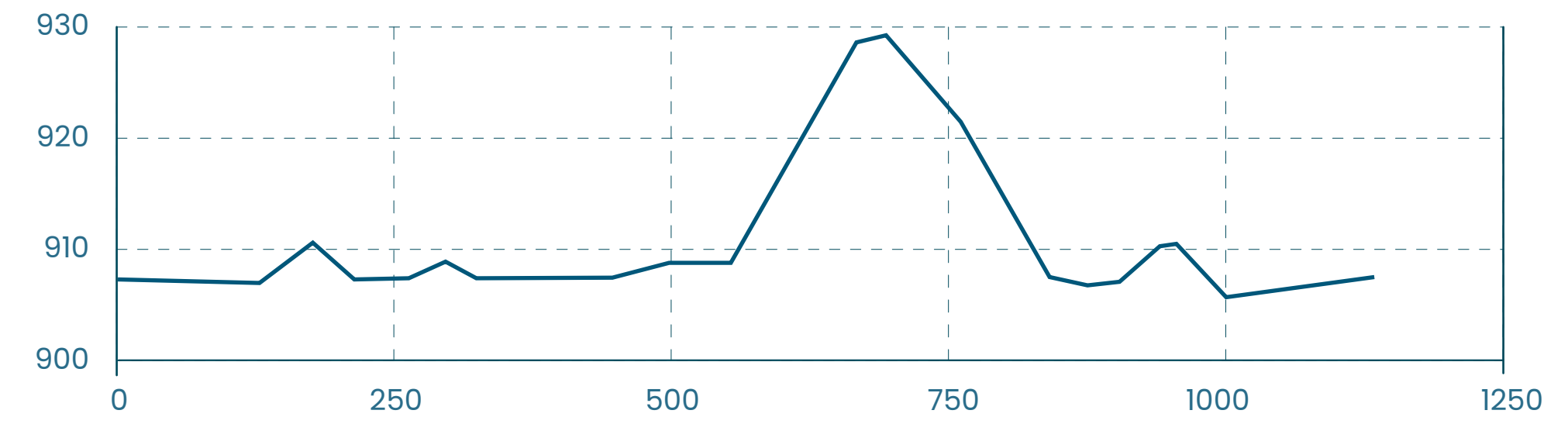
**34m**  
Total climb

**905m**  
Lowest point

**929m**  
Highest point



**1.1km**  
Loop Length



Tesero Cross-Country Skiing Stadium

**PARA CROSS-COUNTRY SKIING**

Course map and profile

**W&M 10km Interval Start Sitting**

4 laps

**Sit Ski CC 2.5km**

**2,470m**  
Course length

**15m**  
Height difference

**S** Start

**F** Finish

**9m**  
Maximum climb

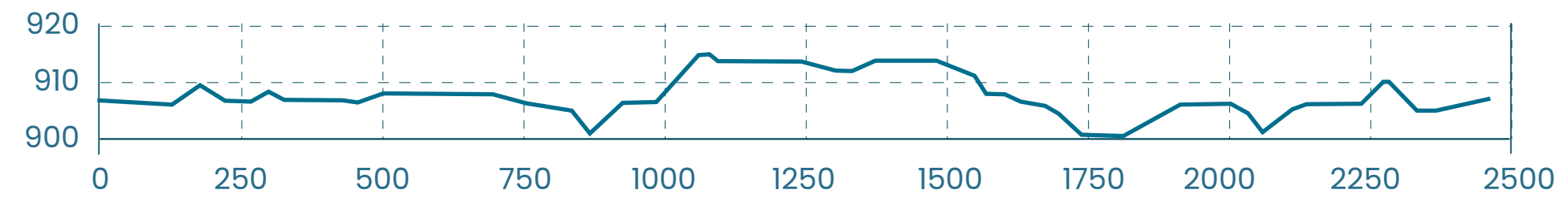
**40m**  
Total climb

**900m**  
Lowest point

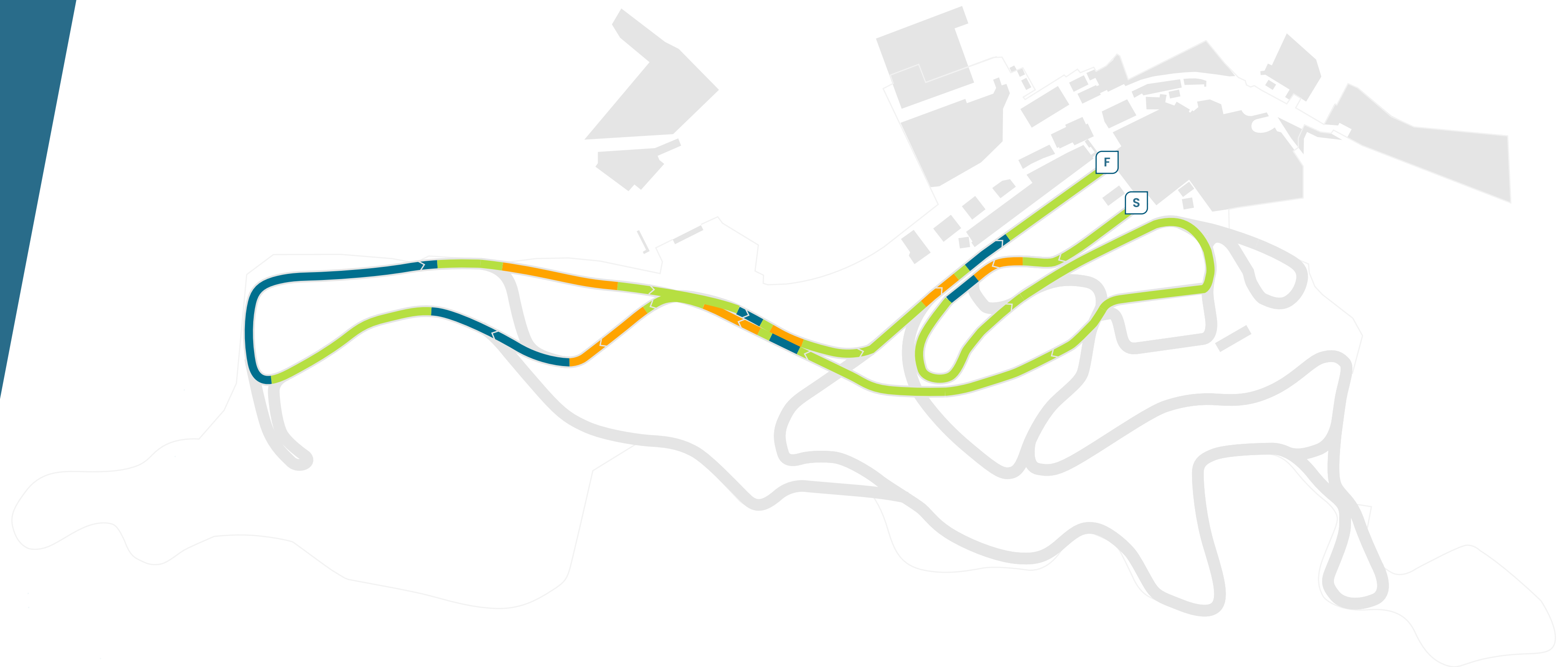
**915m**  
Highest point



**2.5km**  
Loop Length



A Climb B Climb C Climb Descent Undulated terrain





## Tesero Cross-Country Skiing Stadium

# PARA CROSS-COUNTRY SKIING

Course map and profile

### W&M 10km Interval Start Standing/VI

4 laps

### Standing CC 2.5km

**2,610m**  
Course length

**45m**  
Height difference

**S** Start

**F** Finish

**20m**  
Maximum climb

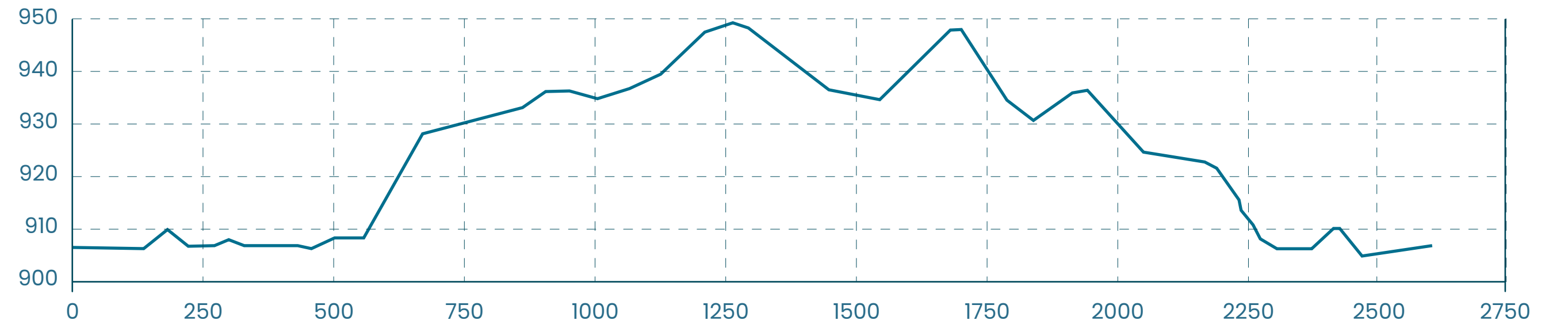
**75m**  
Total climb

**905m**  
Lowest point

**950m**  
Highest point



**2.6km**  
Loop Length



A Climb B Climb C Climb Descent Undulated terrain





## Tesero Cross-Country Skiing Stadium

# PARA CROSS-COUNTRY SKIING

Course map and profile

### W&M 20km Interval Start Sitting

7 laps

#### Sit Ski CC 3km

**2,852m**  
Course length

**15m**  
Height difference

**S** Start

**F** Finish

**9m**  
Maximum climb

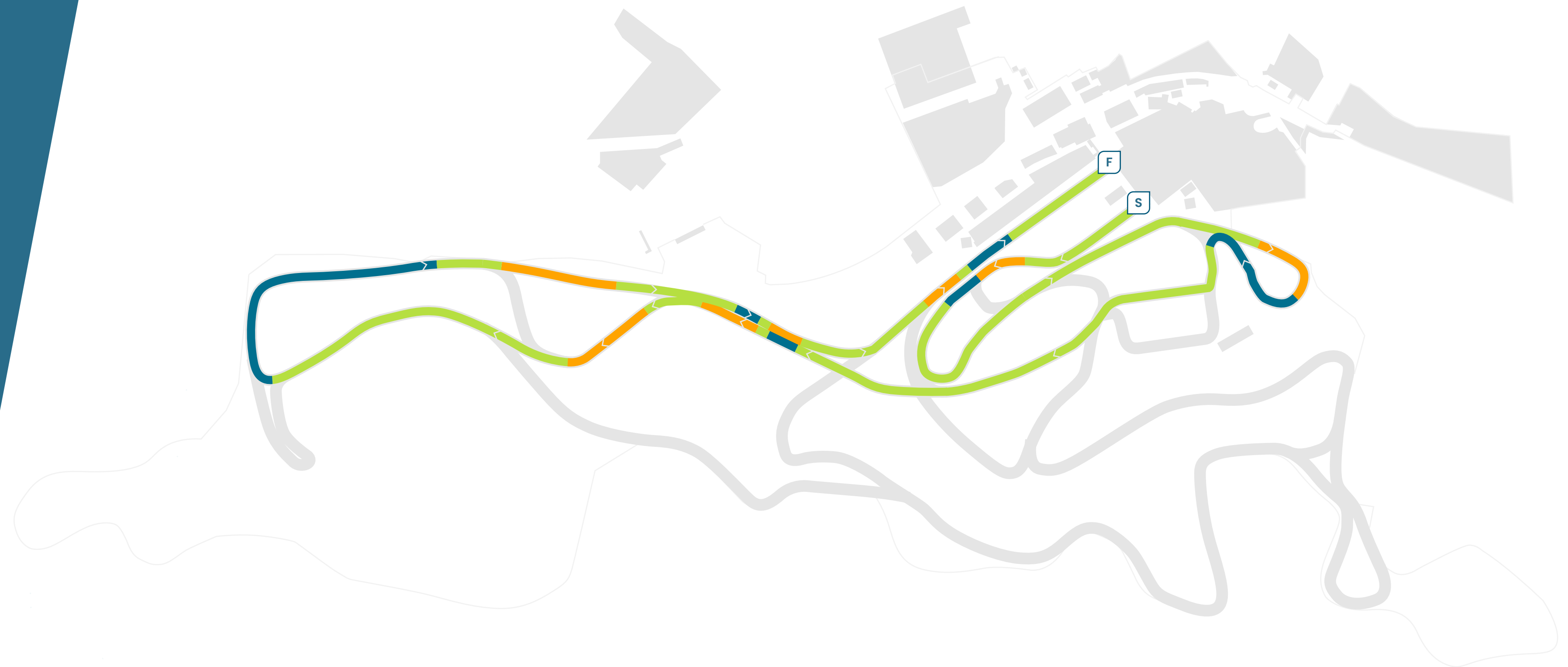
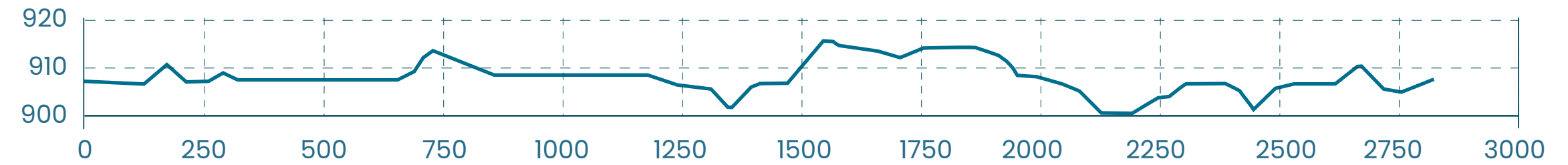
**44m**  
Total climb

**900m**  
Lowest point

**915m**  
Highest point



**3km**  
Loop Length





### Tesero Cross-Country Skiing Stadium

## PARA CROSS-COUNTRY SKIING

Course map and profile

### W&M 20km Interval Start Standing/VI

5 laps

### Standing CC 4km

**3,800m**  
Course length

**50m**  
Height difference

**20m**  
Maximum climb

**104m**  
Total climb

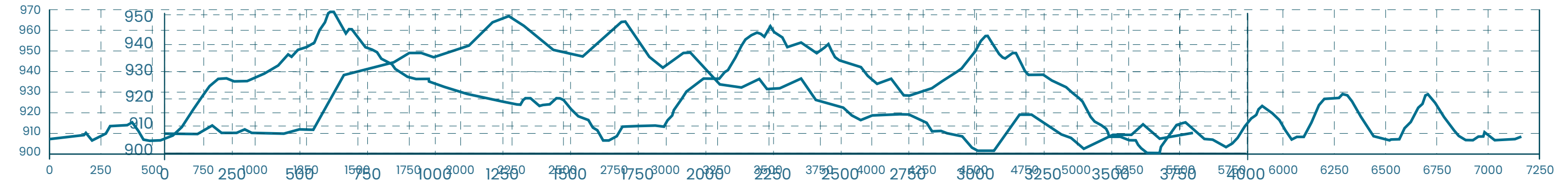
**900m**  
Lowest point

**950m**  
Highest point

**S** Start  
**F** Finish



**4km**  
Loop Length



A Climb B Climb C Climb Descent Desolated terrain





## Tesero Cross-Country Skiing Stadium

# PARA CROSS-COUNTRY SKIING

Course map and profile

### Mixed 4x2.5km Relay

1<sup>st</sup> and 2<sup>nd</sup> lap

### Sit Ski CC 2.5km

**2,470m**  
Course length

**15m**  
Height difference

**S** Start

**F** Finish

**9m**  
Maximum climb

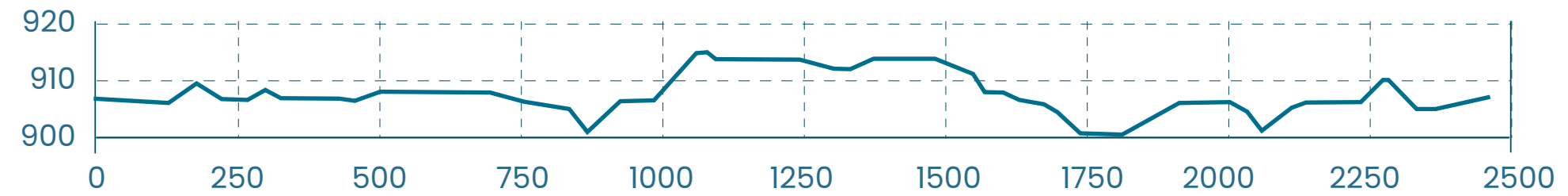
**40m**  
Total climb

**900m**  
Lowest point

**915m**  
Highest point



**2.47km**  
Loop Length



A Climb B Climb C Climb Descent Undulated terrain





## Tesero Cross-Country Skiing Stadium

# PARA CROSS-COUNTRY SKIING

Course map and profile

### Mixed 4x2.5km Relay

3<sup>rd</sup> and 4<sup>th</sup> lap

### Standing/VI CC 2.5km

**2,610m**  
Course length

**45m**  
Height difference

**20m**  
Maximum climb

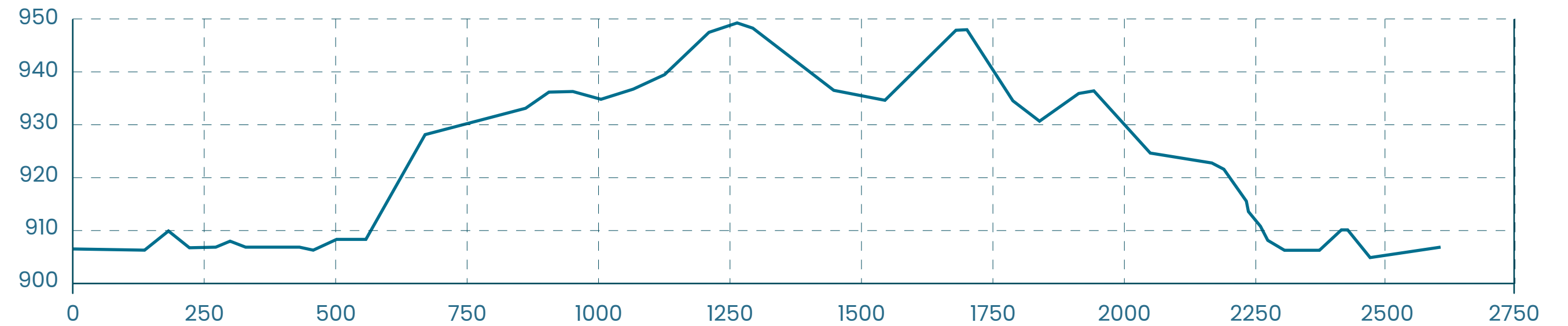
**75m**  
Total climb

**905m**  
Lowest point

**950m**  
Highest point

**S** Start  
**F** Finish

**2.6km**  
Loop Length



A Climb B Climb C Climb Descent Undulated terrain





## Tesero Cross-Country Skiing Stadium

# PARA CROSS-COUNTRY SKIING

Course map and profile

### Open 4x2.5km Relay

1<sup>st</sup> and 2<sup>nd</sup> lap

### Sit Ski CC 2.5km

**2,470m**  
Course length

**15m**  
Height difference

**S** Start

**F** Finish

**9m**  
Maximum climb

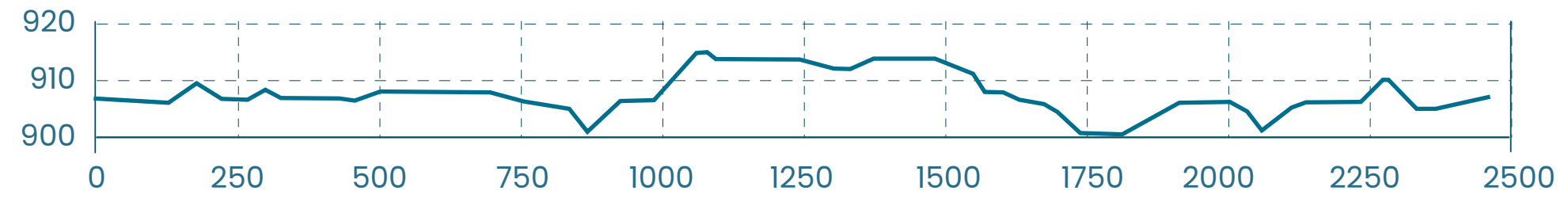
**40m**  
Total climb

**900m**  
Lowest point

**915m**  
Highest point



**2.47km**  
Loop Length



A Climb B Climb C Climb Descent Undulated terrain





### Tesero Cross-Country Skiing Stadium

## PARA CROSS-COUNTRY SKIING

Course map and profile

### Open 4x2.5km Relay

3<sup>rd</sup> and 4<sup>th</sup> lap

### Standing/VI CC 2.5km

**2,610m**  
Course length

**45m**  
Height difference

**S** Start

**F** Finish

**20m**  
Maximum climb

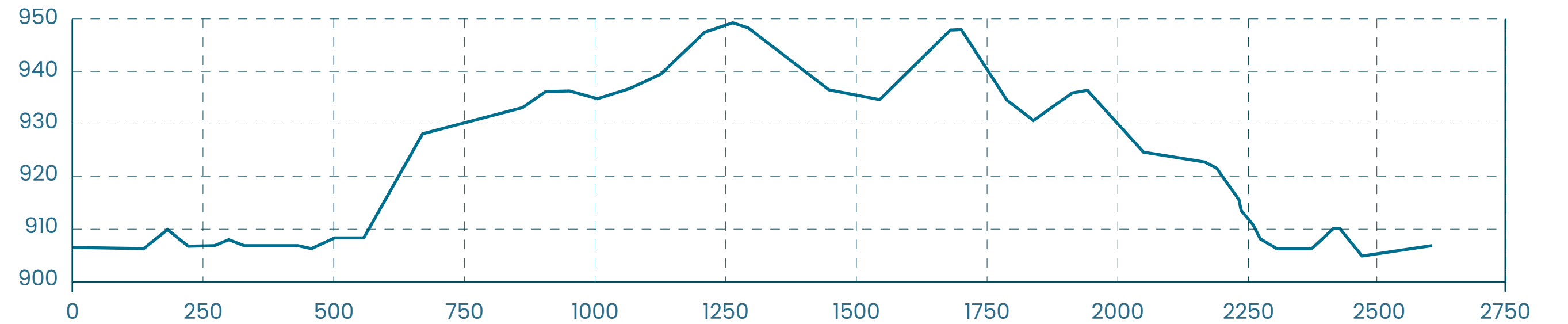
**75m**  
Total climb

**905m**  
Lowest point

**950m**  
Highest point



**2.6km**  
Loop Length



A Climb B Climb C Climb Descent Undulated terrain





## Sport Terminology

Terminologia sportiva

As of WED 4 MAR 2026

Term	Definition
Bibs (start numbers)	Bibs must be readable from the back and the front. They must not hinder the athlete in any way. The size, the shape and the method of attachment cannot be changed. Bibs used in sprints and in competitions with Pursuit start or Mass Start procedures should also have numbers on both sides under the arms.
Calculation of results	The athletes are ranked based on calculated finish time (in ascending order). Time is measured electronically to 1/1000 <sup>th</sup> of a second in Sprint Qualification and 1/100 <sup>th</sup> of a second in all other races. This measured time is truncated to form a 'presented' time as 1/100 <sup>th</sup> in Sprint and 1/10 <sup>th</sup> of a second in other events. The calculated finish time is computed by multiplying the 'presented' time by the athlete's percentage.
Classical technique	Classical technique includes the Diagonal Stride techniques, the double poling with or without diagonal kick, herringbone without a gliding phase and turning techniques. Single or doubleskating is not allowed.
Course marking	Para cross-country courses are laid out so that they provide a technical, tactical and physical test of the athletes' qualifications. The course should be laid out as naturally as possible to avoid any monotony, with rolling undulating sections, climbs, and downhill sections. Rhythm should not be broken by too many sharp changes in direction or steep climbs. The downhill sections must be laid out so they challenge the athletes, at the same time it should be possible to ski the course even under fast snow conditions.
Diagonal stride technique	This technique is comprised of alternating diagonal movements of both arms and legs and includes diagonal stride and herringbone techniques without a gliding phase. In diagonal technique only one or no pole is in the ground at any time.
Exchange zone	In team events, the exchange zone should be sufficiently wide and long, clearly marked and located on flat or smoothly rising ground in the stadium.
Finish line	The finish line must be clearly marked with a coloured line. The width of the finish line is maximum 10cm.
Finish zone	The last straight 50m or more is the Finish Zone normally separated into corridors clearly marked and highly visible but the markings must not interfere with the skis. The corridors should be as long as possible. The number, width and length of corridors will be determined by the Jury according to the competition formats and the stadium layout.
Free technique	Free technique includes all Para Cross-Country skiing techniques.
HD (height difference)	HD is the difference in height between the lowest and highest points of a competition course.
Heat start	The starting procedure for sprint heat starts will begin one minute before the start of the heat at which point a "one minute to start" warning will be given and competitors must be standing in their start lanes at the prestart line. Next there will be a command to "Take your start positions" and the competitors will advance to the start line.



## Sport Terminology

Terminologia sportiva

As of WED 4 MAR 2026

Term	Definition
	<p>Athletes are responsible for leaving at the right time. Start times for each heat will be posted in the start area. In order to guarantee an exact start, a large display clock with running countdown time or time of day must be used. All digits of the start time must be visible on the start.</p> <p>The competitors are not allowed to change corridors/tracks within marked corridor area. the first 15-30m after the start line.</p>
Highest point	The highest point of a cross-country course should not exceed 1800m.
Interval start	<p>Interval Starts will normally use half-minute intervals and fifteen seconds for sprint qualifying round. The Jury may approve shorter or longer intervals. The start command consists of a countdown starting 5 seconds before the start time ("5-4-3-2-1") and start signal ("GO!"). The athlete must have their feet (standing classes) or front binding (sitting classes) behind the start line. The poles remain stationary and should be placed over the starting line and/or starting gate at the discretion of the starter. VI-class athletes will be guided to the start gate and may be held back until the exact start time by an official by placing a hand on the shoulder of the athlete.</p> <p>An athlete may start any time between three seconds before and three seconds after the start signal. If he/she starts more than three seconds before the start signal, it is a False Start. If he/she starts more than three seconds after the start signal, it is a late start and the start list time will count.</p>
Interval start competition	The results in interval start competitions are calculated by taking the difference between the finish and start times. If classes are combined, the real time has to be multiplied by the applicable percentages.
Leg numbers	<p>For mass start, pursuit, individual sprint competitions it is required to affix bibs to the athlete's leg, or side of the sit-ski that is closest to the finish line camera.</p> <p>For relay competitions it is required to affix bibs to the finishing athlete's leg, or side of the sit-ski that is closest to the finish line camera.</p>
Mass start	<p>The Mass Start should be carried out using angled start lines in the shape of an arrow. This means that the athlete with start number 1 has the most favourable start position followed by start number 2 etc. Number one will be in the middle position; even numbers are placed on the right and odd numbers on the left side of the arrow. The starting procedures for a Mass Start will begin two minutes before the start signal. Then a "one minute to start warning" is given. Next there will be the command "30 seconds to start". When all athletes are motionless then the next sound will be the start command or signal.</p> <p>The mass start should have 20-50 meters of parallel tracks or corridors, where each competitor is forbidden to leave the track or corridor. Then there will be a zone where the tracks or corridors converge into the competition course. There must be no factors along the course that cause congestion.</p>



## Sport Terminology

Terminologia sportiva

As of WED 4 MAR 2026

Term	Definition
MC (Maximum climb)	MC is the climb with the highest partial total climb (PTC), in other terms, the biggest uphill. The uphill can be interrupted by a section of undulating terrain that does not exceed 150m in length or a downhill that does not exceed 10m PHD.
Photo finish	Photo finish may be used to decide the sequence of crossing the finish line between two or more athletes.
Seeded group	The Seeded Group is an exception and is composed of the best athletes. The seeded group can be determined according to the FIS Points. All athletes who are eligible to be in the Seeded Group must start the competition within the Seeded Group. As a principle, the Seeded Group should be allocated the most advantageous starting positions.
Set track rule	Where there are one or more set tracks, repeatedly changing or stepping in and out of tracks is not allowed.
Start zone	The first 50m is the start zone. This zone may be separated into corridors and classical tracks may be set. The number, width and length of corridors will be determined by the Jury according to the competition formats and the stadium layout.
Starting order principles	The start list can be created with a draw, using a point system, a cup standing, a stage event overall standing, a qualification system or other methods.
TC (Total climb)	TC represents a total of all climbs on the course.
Turning technique	Turning techniques comprise of steps with the inner ski and pushes with the outer ski in order to change skiing direction. The sections of the course where turning techniques are allowed must be clearly marked.

**Note:**

For further information please consult: [www.fis-ski.com](http://www.fis-ski.com)



26

MILANO CORTINA  
2026

