



*Para Biathlon*  
*Biathlon Paralimpico*

# RESULTS BOOK

**RASSEGNA RISULTATI**

# VERSION HISTORY

VERSION	DATE	COMMENTS
1.0	13 MAR 2026	Created at the end of the BTH competition



## Competition Schedule

Calendario delle gare

As of FRI 13 MAR 2026

**REVISED**  
13 MAR 7:58

Date	Start Time	Event
SAT 7 MAR	10:00	Women's Sprint Sitting
	10:35	Men's Sprint Sitting
	12:00	Women's Sprint Standing
	12:40	Men's Sprint Standing
	13:15	Women's Sprint Vision Impaired
	13:50	Men's Sprint Vision Impaired
SUN 8 MAR	10:00	Women's Individual Sitting
	10:30	Men's Individual Sitting
	12:10	Women's Individual Standing
	12:30	Men's Individual Standing
	13:15	Women's Individual Vision Impaired
	14:00	Men's Individual Vision Impaired
FRI 13 MAR	9:45	Women's Sprint Pursuit Sitting - Qualification
	10:00	Men's Sprint Pursuit Sitting - Qualification
	10:35	Women's Sprint Pursuit Standing - Qualification
	10:50	Men's Sprint Pursuit Standing - Qualification
	11:05	Women's Sprint Pursuit Vision Impaired - Qualification
	11:20	Men's Sprint Pursuit Vision Impaired - Qualification
	12:30	Women's Sprint Pursuit Sitting - Final
	12:45	Men's Sprint Pursuit Sitting - Final
	13:10	Women's Sprint Pursuit Standing - Final
	13:25	Men's Sprint Pursuit Standing - Final
	13:50	Women's Sprint Pursuit Vision Impaired - Final
	14:05	Men's Sprint Pursuit Vision Impaired - Final

**Note:**

Please check online for more details and the latest updates.

**REVISED**

**Corrected swapped Start Times for Sprint Pursuit Finals VI Women and Men**



## Competition Format and Rules

Formato e regole gara  
As of WED 2 MAR 2026

### Competition Format

Para biathlon combines cross-country skiing and rifle shooting. Athletes with physical and vision impairments may compete in sprint, individual and sprint pursuit events.

There are 18 para biathlon events at the Milano Cortina 2026 Paralympic Winter Games:

- Men's individual: vision impaired, sitting, standing
- Men's sprint: vision impaired, sitting, standing
- Men's sprint pursuit: vision impaired, sitting, standing
- Women's individual: vision impaired, sitting, standing
- Women's sprint: vision impaired, sitting, standing
- Women's sprint pursuit: vision impaired, sitting, standing

### Courses

Para biathlon courses are based on separate loops, which intersect at the stadium, for standing, vision impaired and sitting competitors. Each course system has a 2.5km loop with cut-offs that form the shorter loops used for the respective para biathlon events.

### Targets

A shooting range is located in a central area of each course, in which five metal targets are placed 10m away. Sit skiers and standing skiers aim at independently operating dropdown targets which are 13mm in diameter. Vision impaired athletes shoot at targets with a diameter of 21mm, using use electronic rifles which enable them to use their hearing to take aim. The closer an athlete's aim is to the centre of the target, the higher the tone emitted from the rifle.

### Starting interval

Athletes begin racing at 30-second intervals, stopping to shoot from the prone position once every lap with the exception of the last lap, on which they do not shoot.

### Para biathlon individual

The para biathlon individual competition includes four shootings and five ski loops. For each missed shot the athlete will have a one-minute penalty.

### Para biathlon sprint

The para biathlon sprint competition has two shooting stages and three ski loops. For each missed shot the athlete must ski one penalty loop. The length of the penalty loop is 150m for standing athletes and 100m for sitting athletes.

### Para biathlon sprint pursuit

The para biathlon sprint pursuit will have a qualification phase where athletes whose final result is less than 30% behind the winner will progress to the final. The competition has two shooting stages. For the qualification phase, 15 seconds are added for each missed shot. In the Final, each missed shot requires the athlete to ski one penalty loop. The length of the penalty loop is 75m for all athletes.

### Scoring

Scoring in para biathlon is designed for fairness for all competitors. Before competition starts, a classification system is used to group athletes according to how they race – sitting, standing or with a vision impairment – and the impact on activity. Race times are adjusted for each group.

Results are calculated by multiplying a percentage by an athlete's actual race time. The percentage is specific to each sport class within each impairment group, is based on the skiing technique used (classic or free, or neither, in the case of sit skiers), and is used to determine the overall ranking of competitors.

Delta time is the time (real time) the skier would have to ski faster in order to tie the winner's result (in adjusted time).



## Competition Format and Rules

Formato e regole gara  
As of WED 2 MAR 2026

### Participation references

The following information is an indication of the estimated participation at these Games for the purposes of software development only. Actual numbers are defined in the Qualification System document approved by the IPC.

- NPC quota: An NPC may be allocated a maximum of eighteen (18) male and fourteen (14) female qualification slots. Exceptions may be made via the Bipartite Commission Invitation Allocation method. An NPC can enter a maximum of seven (7) eligible athletes per medal event (Bipartite exceptions apply).
- Expected number of athletes: 70 Female / 110 Male

### Sport Rules and Procedures

#### Tie-break rules

If two or more competitors share the same time, a tie will be declared.

#### Penalties

In the men's 20km and women's 15km, each missed shot adds one minute to the overall time. In the sprint, pursuit, mass start and relay events, one 150m penalty loop must be completed per miss after each shooting is completed.

#### Protests

A protest is a written challenge or complaint submitted by a team or competitor about the eligibility of a competitor, violation of the rules by another competitor, errors by the organiser, competition conditions or a decision of the competition jury.

Technical protests must be submitted in writing within 15 minutes of the posting of the unofficial results, along with the payment of 100 euros (or equivalent). The competition jury handles the protest. If the protest is upheld, the fee will be refunded, and if the protest is rejected, the sum will go to IBU, in accordance with IBU Rules and Regulations.

The jury decides on any protests that are made and applies appropriate penalties or corrections to the results if necessary.

#### Competition equipment

All competition equipment and uniforms must comply with IBU equipment rules and International Paralympic Committee manufacturer identifications guidelines.



## Competition Format and Rules

Formato e regole gara  
As of WED 2 MAR 2026

### DIFFERENCES FROM BEIJING 2022 PARALYMPIC GAMES

- The middle distance event is now sprint pursuit including a qualifying phase.

### DIFFERENCES FROM OLYMPIC GAMES

- With three classes and two genders, there are up to six events per day as compared with up to two per day during the Olympics.
- Depending on the final schedule some events may be run concurrently – i.e. two races [two genders same class] running simultaneously.
- Athletes in the NS class (vision impaired) ski with guides, guides names are included in the start and results lists and guides also receive medals
- Results are based on calculated times derived from applying the athlete's percentage to their actual time (except the sprint pursuit final which is conducted using real time).
- In Para Biathlon competitions athletes do not carry rifles as in the Olympics. Standing and Sitting classes use air rifles and shoot on a 10m range versus a 50m range in the Olympics where .22 rifles are used. Rifles are brought to the shooting mats by coaches. Vision Impaired skiers use an infrared rifle and listen to an acoustic tone on headphones when aiming. The guide brings the athlete to the shooting mats and the athlete activates the shooting system.
- In the Paralympic Games there is one classic track set if possible along the side of the course in freestyle (including Para Biathlon) events if decided by the jury.

**Note:**  
For further information please consult: [www.biathlonworld.com](http://www.biathlonworld.com)



## Competition Officials

Ufficiali di gara

As of MON 2 MAR 2026

Function	Name	Organisation
<b>Para Biathlon Competition Officials</b>		
IBU Race Director	RIIHIVUORI Tomi-Pekka	IBU
Technical Delegate	SCHJERVEN Jens	NOR - Norway
Referee Range	LAUTAMATTI Jarno	FIN - Finland
Referee Material Control	JAQUES John	CAN - Canada
Referee Start and Finish	CHARRON Sandrine	CAN - Canada
<b>Competition Committee</b>		
Sport Manager	MACOR Enzo	ITA - Italy
Deputy Sport Manager	RAINER Michel	ITA - Italy
Chief of Competition	WALDER Ulrich	ITA - Italy
Assistant Chief of Competition	ROSA Anna	ITA - Italy
Competition Secretary	SCHWEMBACHER Andrea	ITA - Italy
Chief of Shooting Range	TUMLER Peter	ITA - Italy
Chief of Stadium	GIRARDI Luigi	ITA - Italy
Chief of Course	ZORZI Alessandro	ITA - Italy



## Results Summary by NPC

Riepilogo risultati per NPC

NPC	Name	Gender	Sport Class	Sprint Pursuit	7.5km Sprint	12.5km Individual
<b>ARG - Argentina</b>						
	LORENZO Omar Alejandro	M	LW11	26	27	27
	<b>Women: 0</b>					<b>Men: 1</b>
<b>AUS - Australia</b>						
	DICKENS Taryn	F	NS3	13	14	13
	Guide: CULLEN Lynn Maree			X	X	X
	PARKER Lauren	F	LW10	10	13	9
	BRUMBY Matthew	M	LW10	27	28	-
	MILN Dave	M	LW12	25	26	20
	<b>Women: 2</b>					<b>Men: 2</b>
<b>AUT - Austria</b>						
	EGGER-RIEDMUELLER Stefan	M	LW4	15	15	14
	<b>Women: 0</b>					<b>Men: 1</b>
<b>BRA - Brazil</b>						
	de SENA SOUZA Elena Regina	F	LW12	12	14	11
	dos SANTOS ROCHA Aline	F	LW10.5	-	7	-
	LULA Robelson	M	LW12	21	21	26
	ROCHA Guilherme	M	LW12	15	16	16
	<b>Women: 2</b>					<b>Men: 2</b>
<b>CAN - Canada</b>						
	HUDAK Brittany	F	LW8	9	6	5
	MULLIN Maddie	F	NS3	-	10	-
	Guide: AILEY Brooke			-	X	-
	PICTON Christina	F	LW12	-	10	8
	WILKIE Natalie	F	LW8	1	2	1
	ARENDZ Mark	M	LW6	4	5	2
	CAMERON Collin	M	LW11.5	-	11	7
	ZAPLOTINSKY Derek	M	LW10.5	20	14	24
	<b>Women: 4</b>					<b>Men: 3</b>
<b>CHN - People's Republic of China</b>						
	CONG Jihong	F	NS3	8	8	11
	Guide: LIU Jiaxuan			X	X	X
	GUO Yujie	F	LW8	8	7	8
	SHAN Yilin	F	LW12	8	6	7
	WANG Shiyu	F	LW12	4	9	6
	WANG Yue	F	NS2	2	1	1
	Guide: CHEN Guoming			X	X	X
	YANG Qianru	F	NS3	12	13	10
	Guide: WANG Guanyu			X	X	X
	ZHAI Yuxin	F	LW12	5	5	5
	ZHAO Zhiqing	F	LW5/7	5	8	2
	CAI Jiayun	M	LW8	1	1	1
	DANG Hesong	M	NS2	7	4	1
	Guide: LU Hongda			X	X	X
	LIU Mengtao	M	LW12	4	2	8
	LIU Xiaobin	M	LW5/7	7	2	4
	LIU Zixu	M	LW12	3	3	1
	MAO Zhongwu	M	LW11	11	7	2
	WANG Tao	M	LW12	7	13	14
	WU Junbao	M	LW5/7	8	8	6
	YU Shuang	M	NS3	1	6	-
	Guide: SHANG Jincai			X	X	-
	YUAN Mingshou	M	LW5/7	14	10	12
	<b>Women: 8</b>					<b>Men: 10</b>



## Results Summary by NPC

Riepilogo risultati per NPC

NPC	Name	Gender	Sport Class	Sprint Pursuit	7.5km Sprint	12.5km Individual
<b>CZE - Czechia</b>						
	BUBENICKOVA Simona	F	NS1	=3	4	2
	Guide: SRUTEK David			X	X	X
	EDLINGEROVA Carina	F	NS2	1	2	7
	Guide: PATAVA Alexandr			X	X	X
	MOTEJZIK Miroslav	M	LW4	-	19	19
	<b>Women: 2</b>					<b>Men: 1</b>
<b>ESP - Spain</b>						
	RIVERO FERNANDEZ Higinio	M	LW10.5	16	20	23
	<b>Women: 0</b>					<b>Men: 1</b>
<b>FRA - France</b>						
	CHALENCON Anthony	M	NS1	9	10	9
	Guide: MICHELON Florian			X	X	X
	DAVIET Benjamin	M	LW2	6	7	8
	TABOURET Karl	M	LW3	11	12	-
	<b>Women: 0</b>					<b>Men: 3</b>
<b>GBR - Great Britain</b>						
	MEENAGH Scott	M	LW12	14	23	18
	<b>Women: 0</b>					<b>Men: 1</b>
<b>GER - Germany</b>						
	ESKAU Andrea	F	LW11	7	8	DSQ
	KAZMAIER Linn	F	NS3	6	7	6
	Guide: BAUMANN Florian			X	X	X
	RECKTENWALD Johanna	F	NS2	5	5	3
	Guide: SCHULER Adrian			X	-	-
	Guide: WEISS Emily Rose			-	X	X
	WALTER Leonie Maria	F	NS2	=3	3	5
	Guide: KRASMAN Christian			X	X	X
	WICKER Anja	F	LW10	3	3	2
	BOLD Theo	M	NS3	DNS	11	-
	Guide: BOLD Jakob			X	X	-
	EHLER Alexander	M	LW4	DNS	9	11
	LEHMKER Steffen	M	LW6	18	13	13
	MAIER Marco	M	LW8	3	3	3
	MESSINGER Nico	M	NS2	13	13	8
	Guide: WUNDERLE Robin			X	X	X
	VOLKERT Lennart Mattis	M	NS2	4	8	10
	Guide: KOLB Nils			X	X	X
	<b>Women: 5</b>					<b>Men: 6</b>
<b>ITA - Italy</b>						
	PISANI Marco	M	LW12	18	17	13
	TONINELLI Cristian	M	LW8	13	16	16
	<b>Women: 0</b>					<b>Men: 2</b>
<b>JPN - Japan</b>						
	ABE Yurika	F	LW6	11	11	-
	ARIYASU Ryohei	M	NS3	-	15	11
	Guide: FUJITA Yuhei			-	X	X
	MINAMOTO Takaharu	M	LW12	22	24	19
	SATO Keiichi	M	LW8	12	18	18
	<b>Women: 1</b>					<b>Men: 3</b>



## Results Summary by NPC

Riepilogo risultati per NPC

NPC	Name	Gender	Sport Class	Sprint Pursuit	7.5km Sprint	12.5km Individual
<b>KAZ - Kazakhstan</b>						
	BEREZIN Yuriy	M	LW12	19	25	22
	GERLITS Alexandr	M	LW6	9	11	9
	KHAMITOV Yerbol	M	LW12	1	8	6
	USSOLTSEV Sergey	M	LW12	23	18	21
	<b>Women: 0</b>					
	<b>Men: 4</b>					
<b>KOR - Republic of Korea</b>						
	HAN Seunghee	F	LW10	9	12	-
	KIM Yunji	F	LW10.5	2	4	1
	JEONG Jaeseok	M	LW10.5	24	-	25
	KIM Minyeong	M	NS3	11	16	-
	Guide: BYEON Juyeong			X	X	-
	SHIN Eui Hyun	M	LW12	10	10	12
	WON Yoomin	M	LW11.5	17	22	17
	<b>Women: 2</b>					
	<b>Men: 4</b>					
<b>POL - Poland</b>						
	BIENKO Blazej	M	NS3	8	9	7
	Guide: LANDA Michal			X	X	X
	GIL Pawel	M	NS3	10	14	12
	Guide: KOSZYK Radoslaw			X	X	X
	<b>Women: 0</b>					
	<b>Men: 2</b>					
<b>SUI - Switzerland</b>						
	TAVASCI Luca	M	LW8	16	17	15
	<b>Women: 0</b>					
	<b>Men: 1</b>					
<b>SVK - Slovakia</b>						
	LAJTMAN Alex	M	NS3	14	17	13
	Guide: HAVRAN Marko			X	X	X
	<b>Women: 0</b>					
	<b>Men: 1</b>					
<b>SWE - Sweden</b>						
	MODIN Zebastian	M	NS1	-	12	-
	Guide: TALSI Emil			-	X	-
	<b>Women: 0</b>					
	<b>Men: 1</b>					



## Results Summary by NPC

Riepilogo risultati per NPC

NPC	Name	Gender	Sport Class	Sprint Pursuit	7.5km Sprint	12.5km Individual
<b>UKR - Ukraine</b>						
	BUI Iryna	F	LW8	2	5	7
	DANYLENKO Oleksandra	F	NS1	10	11	4
	Guide: STAKHURSKYI Mykyta			X	X	X
	KONASHUK Bohdana	F	LW8	7	9	9
	KONONOVA Oleksandra	F	LW8	3	1	3
	LIASHENKO Liudmyla	F	LW8	6	3	4
	LOBASHEVA Romana	F	NS3	11	12	12
	Guide: SHABALDINA Anastasiia			X	X	X
	SHYSHKOVA Oksana	F	NS3	7	6	9
	Guide: KAZARIAN Artem			X	X	X
	VAR KOVETS Ilona	F	NS3	9	9	8
	Guide: KOVALOVA Daryna			X	X	X
	ALEKSYK Oleksandr	M	LW12	13	9	9
	BAL Pavlo	M	LW11.5	12	12	15
	DRAHUN Serafym	M	LW8	5	14	7
	KAZIK Oleksandr	M	NS1	2	1	5
	Guide: KUCHERIAVYI Serhii			X	X	X
	KOVALEVSKYI Anatolii	M	NS3	3	3	6
	Guide: MUKSHYN Oleksandr			X	X	X
	KRAVCHUK Ihor	M	NS3	6	-	-
	Guide: DOTSENKO Andriy			X	-	-
	KRAVCHUK Vasyl	M	LW11	8	4	10
	MURASHKOVSKYI Maksym	M	NS3	-	7	2
	Guide: TRUSH Vitaliy			-	X	X
	RAD Taras	M	LW12	2	1	3
	RESHETYNSKYI Iaroslav	M	NS3	5	2	4
	Guide: DRAHUN Dmytro			X	X	X
	ROMANIUK Serhii	M	LW8	17	6	5
	SEREDA Dmytro	M	LW8	10	DNS	17
	SHYMKO Hryhorii	M	LW10.5	9	15	11
	SUIARKO Dmytro	M	NS3	12	5	3
	Guide: NIKONOVYCH Oleksandr			X	X	X
	VOVCHYNSKYI Grygorii	M	LW8	2	4	10
	<b>Women: 8</b>					<b>Men: 15</b>
<b>USA - United States of America</b>						
	ARAVICH Danielle	F	LW8	10	10	6
	GRETSCH Kendall	F	LW11.5	1	2	3
	MARTIN Erin	F	LW10	11	-	10
	MASTERS Oksana	F	LW12	6	1	4
	PETERSON Sydney	F	LW9	4	4	-
	ZAINO Nicole	F	LW11.5	-	11	-
	KNEELAND Michael	M	LW11.5	DNF	19	-
	PIKE Aaron	M	LW11	5	6	4
	SWEENEY Joshua	M	LW12	6	5	5
	<b>Women: 6</b>					<b>Men: 3</b>
<b>All NPCs:</b>	<b>Women: 40</b>					<b>Men: 67</b>

Legend:	
-	Information not available
DNF	Did Not Finish
DSQ	Disqualified
M	Male
=	Equal sign indicates that two or more competitors share the same rank
DNS	Did Not Start
F	Female



## Medallists by Event

Medagliati per evento

As of FRI 13 MAR 2026 at 16:11

After 18 of 18 Events

Event	Date	Medal	Name	NPC Code
Women's Sprint Pursuit Sitting	FRI 13 MAR	GOLD	GRETSCH Kendall	USA
		SILVER	KIM Yunji	KOR
		BRONZE	WICKER Anja	GER
Men's Sprint Pursuit Sitting	FRI 13 MAR	GOLD	KHAMITOV Yerbol	KAZ
		SILVER	RAD Taras	UKR
		BRONZE	LIU Zixu	CHN
Women's Sprint Pursuit Standing	FRI 13 MAR	GOLD	WILKIE Natalie	CAN
		SILVER	BUI Iryna	UKR
		BRONZE	KONONOVA Oleksandra	UKR
Men's Sprint Pursuit Standing	FRI 13 MAR	GOLD	CAI Jiayun	CHN
		SILVER	VOVCHYNSKYI Grygorii	UKR
		BRONZE	MAIER Marco	GER
Women's Sprint Pursuit Vision Impaired	FRI 13 MAR	GOLD	EDLINGEROVA Carina Guide: PATAVA Alexandr	CZE
		SILVER	WANG Yue Guide: CHEN Guoming	CHN
		BRONZE	BUBENICKOVA Simona Guide: SRUTEK David	CZE
		BRONZE	WALTER Leonie Maria Guide: KRASMAN Christian	GER
Men's Sprint Pursuit Vision Impaired	FRI 13 MAR	GOLD	YU Shuang Guide: SHANG Jincai	CHN
		SILVER	KAZIK Oleksandr Guide: KUCHERIAVYI Serhii	UKR
		BRONZE	KOVALEVSKYI Anatolii Guide: MUKSHYN Oleksandr	UKR
Women's Sprint Sitting	SAT 7 MAR	GOLD	MASTERS Oksana	USA
		SILVER	GRETSCH Kendall	USA
		BRONZE	WICKER Anja	GER
Men's Sprint Sitting	SAT 7 MAR	GOLD	RAD Taras	UKR
		SILVER	LIU Mengtao	CHN
		BRONZE	LIU Zixu	CHN
Women's Sprint Standing	SAT 7 MAR	GOLD	KONONOVA Oleksandra	UKR
		SILVER	WILKIE Natalie	CAN
		BRONZE	LIASHENKO Liudmyla	UKR
Men's Sprint Standing	SAT 7 MAR	GOLD	CAI Jiayun	CHN
		SILVER	LIU Xiaobin	CHN
		BRONZE	MAIER Marco	GER
Women's Sprint Vision Impaired	SAT 7 MAR	GOLD	WANG Yue Guide: CHEN Guoming	CHN
		SILVER	EDLINGEROVA Carina Guide: PATAVA Alexandr	CZE
		BRONZE	WALTER Leonie Maria Guide: KRASMAN Christian	GER
Men's Sprint Vision Impaired	SAT 7 MAR	GOLD	KAZIK Oleksandr Guide: KUCHERIAVYI Serhii	UKR
		SILVER	RESHETYNSKYI Iaroslav Guide: DRAHUN Dmytro	UKR
		BRONZE	KOVALEVSKYI Anatolii Guide: MUKSHYN Oleksandr	UKR
Women's Individual Sitting	SUN 8 MAR	GOLD	KIM Yunji	KOR
		SILVER	WICKER Anja	GER
		BRONZE	GRETSCH Kendall	USA
Men's Individual Sitting	SUN 8 MAR	GOLD	LIU Zixu	CHN
		SILVER	MAO Zhongwu	CHN
		BRONZE	RAD Taras	UKR



## Medallists by Event

Medagliati per evento

As of FRI 13 MAR 2026 at 16:11

Event	Date	Medal	Name	NPC Code
Women's Individual Standing	SUN 8 MAR	GOLD	WILKIE Natalie	CAN
		SILVER	ZHAO Zhiqing	CHN
		BRONZE	KONONOVA Oleksandra	UKR
Men's Individual Standing	SUN 8 MAR	GOLD	CAI Jiayun	CHN
		SILVER	ARENDZ Mark	CAN
		BRONZE	MAIER Marco	GER
Women's Individual Vision Impaired	SUN 8 MAR	GOLD	WANG Yue Guide: CHEN Guoming	CHN
		SILVER	BUBENICKOVA Simona Guide: SRUTEK David	CZE
		BRONZE	RECKTENWALD Johanna Guide: WEISS Emily Rose	GER
Men's Individual Vision Impaired	SUN 8 MAR	GOLD	DANG Hesong Guide: LU Hongda	CHN
		SILVER	MURASHKOVSKYI Maksym Guide: TRUSH Vitaliy	UKR
		BRONZE	SUIARKO Dmytro Guide: NIKONOVYCH Oleksandr	UKR



## Medal Standings

Medagliere

As of FRI 13 MAR 2026 at 16:05

After 18 of 18 Events

Rank	NPC	Men				Women				Total				Rank by Total
		G	S	B	Tot	G	S	B	Tot	G	S	B	Tot	
1	CHN - China	6	3	2	11	2	2		4	8	5	2	15	2
2	UKR - Ukraine	2	5	4	11	1	1	3	5	3	6	7	16	1
3	CAN - Canada		1		1	2	1		3	2	2		4	=4
4	USA - United States					2	1	1	4	2	1	1	4	=4
5	CZE - Czechia					1	2	1	4	1	2	1	4	=4
6	KOR - Korea					1	1		2	1	1		2	7
7	KAZ - Kazakhstan	1			1					1			1	8
8	GER - Germany			3	3		1	5	6		1	8	9	3
	<b>Total:</b>	<b>9</b>	<b>9</b>	<b>9</b>	<b>27</b>	<b>9</b>	<b>9</b>	<b>10</b>	<b>28</b>	<b>18</b>	<b>18</b>	<b>19</b>	<b>55</b>	

**Note:**

Rank by Total is calculated by the total number of gold, silver and bronze medals

**Legend:**

= Equal sign indicates that two or more NPCs share the same rank by total  
**G** Gold  
**Tot** Total  
**B** Bronze  
**S** Silver



## Results

### Risultati

Rank	Bib	IBU ID	Name	NPC Code	Sport Class	%	Real Time	Delta	Calculated Time	S1	S2	T	Result
1	21	100625	KHAMITOV Yerbol	KAZ	LW12	100	8:27.9		8:27.9	0	0	0	8:27.9 Q
2	22	100692	LIU Zixu	CHN	LW12	100	8:37.7	+9.8	8:37.7	0	0	0	8:37.7 Q
3	25	100432	RAD Taras	UKR	LW12	100	8:39.7	+11.8	8:39.7	0	0	0	8:39.7 Q
4	33	100561	KRAVCHUK Vasyi	UKR	LW11	93	9:30.4	+24.3	8:50.5	0	0	0	8:50.5 Q
5	34	100186	SWEENEY Joshua	USA	LW12	100	9:00.2	+32.3	9:00.2	0	0	0	9:00.2 Q
6	27	100696	WANG Tao	CHN	LW12	100	9:00.9	+33.0	9:00.9	0	0	0	9:00.9 Q
7	23	100015	PIKE Aaron	USA	LW11	93	9:25.9	+19.8	8:46.3	1	0	1	9:01.3 Q
8	32	100715	BAL Pavlo	UKR	LW11.5	96	9:25.5	+36.4	9:02.9	0	0	0	9:02.9 Q
9	24	100521	LIU Mengtao	CHN	LW12	100	8:34.6	+6.7	8:34.6	0	2	2	9:04.6 Q
10	35	100994	SHYMKO Hryhorii	UKR	LW10.5	87	9:52.8	+9.0	8:35.7	2	0	2	9:05.7 Q
11	29	100325	SHIN Eui Hyun	KOR	LW12	100	9:06.8	+38.9	9:06.8	0	0	0	9:06.8 Q
12	31	100714	ALEKSYK Oleksandr	UKR	LW12	100	9:08.8	+40.9	9:08.8	1	0	1	9:23.8 Q
13	39	100990	RIVERO FERNANDEZ Higinio	ESP	LW10.5	87	10:58.4	+1:14.6	9:32.8	0	0	0	9:32.8 Q
14	28	100386	ZAPLOTINSKY Derek	CAN	LW10.5	87	10:24.2	+40.4	9:03.1	0	2	2	9:33.1 Q
15	26	100503	MEENAGH Scott	GBR	LW12	100	9:18.6	+50.7	9:18.6	1	0	1	9:33.6 Q
16	30	100693	MAO Zhongwu	CHN	LW11	93	9:24.2	+18.1	8:44.7	2	2	4	9:44.7 Q
17	41	100624	BEREZIN Yuriy	KAZ	LW12	100	9:49.9	+1:22.0	9:49.9	0	0	0	9:49.9 Q
18	43	100887	PISANI Marco	ITA	LW12	100	9:50.2	+1:22.3	9:50.2	0	0	0	9:50.2 Q
19	37	100612	ROCHA Guilherme	BRA	LW12	100	9:42.7	+1:14.8	9:42.7	0	1	1	9:57.7 Q
20	40	100231	USSOLTSEV Sergey	KAZ	LW12	100	10:00.0	+1:32.1	10:00.0	0	0	0	10:00.0 Q
21	45	100811	JEONG Jaeseok	KOR	LW10.5	87	11:10.2	+1:26.4	9:43.1	2	1	3	10:28.1 Q
22	38	100760	MINAMOTO Takaharu	JPN	LW12	100	9:44.4	+1:16.5	9:44.4	1	2	3	10:29.4 Q
23	36	100565	WON Yoomin	KOR	LW11.5	96	10:16.7	+1:27.6	9:52.0	3	0	3	10:37.0 Q
24	42	100611	LULA Robelson	BRA	LW12	100	9:54.7	+1:26.8	9:54.7	2	2	4	10:54.7 Q
25	46	101058	MILN Dave	AUS	LW12	100	10:57.7	+2:29.8	10:57.7	3	1	4	11:57.7
26	48	100779	LORENZO Omar Alejandro	ARG	LW11	93	12:23.0	+3:16.9	11:31.0	2	3	5	12:46.0
27	47	100894	BRUMBY Matthew	AUS	LW10	86	14:29.7	+4:39.1	12:27.9	0	2	2	12:57.9

#### Did Not Finish

44	100905	KNEELAND Michael	USA	LW11.5	96
----	--------	------------------	-----	--------	----

#### Jury Information

IBU Technical Delegate	SCHJERVEN Jens (NOR)
IBU Referee	NEESER SCHLEGEL Hans Peter (SUI)
Chief of Competition	WALDER Ulrich (ITA)
Jury Member	RIBELA Leandro (BRA)
Jury Member	XUE Hanfang (CHN)
IBU Race Director	RIIHIVUORI Tomi-Pekka (FIN)

#### Course Information

Course name	Sit Ski BT Sprint Pursuit
Height Difference (HD)	5m
Maximum Climb (MC)	4m
Total Climb (TC)	12/11m
Length of Lap	851/1164m
Number of Laps	3

Weather	Snow Condition	Temperature		Athletes/NPCs					
		Air	Snow	Entries	Ranked	DNF	DSQ	DNS	DQB
Few clouds	Packed	10.7°C	0.0°C	28/13	27/13	1/1	0/0	0/0	0/0

#### Note:

All times except 'Real Time' are calculated times. Calculated time is the real time multiplied by the athlete's percentage.

Delta – Time difference of the competitor's real time and his/her real time equal to the winners result (skiing time).

#### Legend:

<b>DNF</b>	Did not Finish	<b>DNS</b>	Did not Start
<b>DQB</b>	Disqualified for unsportsmanlike behaviour	<b>DSQ</b>	Disqualified
<b>NPS</b>	Not Permitted to Start	<b>Q</b>	Qualified
<b>S1</b>	Shooting Round 1	<b>S2</b>	Shooting Round 2
<b>T</b>	Total Penalties		



FRI 13 MAR 2026

Start Time 12:45

End Time 13:00

## Results

### Risultati

Rank	Bib	IBU ID	Name	NPC Code	%	Time (Q)	Start Behind	S1	S2	T	Result/Behind
1	21	100625	KHAMITOV Yerbol	KAZ	100	8:27.9	+38.0	0	1	1	9:39.0
2	25	100432	RAD Taras	UKR	100	8:39.7	+59.5	1	0	1	+21.5
3	22	100692	LIU Zixu	CHN	100	8:37.7	+1:10.5	0	2	2	+32.5
4	24	100521	LIU Mengtao	CHN	100	9:04.6	+1:17.3	0	1	1	+39.3
5	23	100015	PIKE Aaron	USA	93	9:01.3	+37.1	0	0	0	+39.8
6	34	100186	SWEENEY Joshua	USA	100	9:00.2	+1:41.6	1	0	1	+1:03.5
7	27	100696	WANG Tao	CHN	100	9:00.9	+1:50.3	0	1	1	+1:12.2
8	33	100561	KRAVCHUK Vasyl	UKR	93	8:50.5	+1:13.6	1	1	2	+1:16.3
9	35	100994	SHYMKO Hryhorii	UKR	87	9:05.7	+37.0	0	1	1	+1:19.8
10	29	100325	SHIN Eui Hyun	KOR	100	9:06.8	+2:16.0	0	2	2	+1:37.9
11	30	100693	MAO Zhongwu	CHN	93	9:44.7	+1:35.9	0	2	2	+1:38.6
12	32	100715	BAL Pavlo	UKR	96	9:02.9	+2:34.0	1	2	3	+2:18.5
13	31	100714	ALEKSYK Oleksandr	UKR	100	9:23.8	+2:58.6	3	0	3	+2:20.6
14	26	100503	MEENAGH Scott	GBR	100	9:33.6	+3:08.0	1	1	2	+2:30.0
15	37	100612	ROCHA Guilherme	BRA	100	9:57.7	+3:54.9	1	1	2	+3:16.9
16	39	100990	RIVERO FERNANDEZ Higinio	ESP	87	9:32.8	+2:47.1	1	2	3	+3:29.9
17	36	100565	WON Yoomin	KOR	96	10:37.0	+3:45.6	0	0	0	+3:30.1
18	43	100887	PISANI Marco	ITA	100	9:50.2	+4:08.3	1	1	2	+3:30.3
19	41	100624	BEREZIN Yuriy	KAZ	100	9:49.9	+4:08.4	2	0	2	+3:30.4
20	28	100386	ZAPLOTINSKY Derek	CAN	87	9:33.1	+3:18.2	2	3	5	+4:01.0
21	42	100611	LULA Robelson	BRA	100	10:54.7	+4:55.7	0	2	2	+4:17.6
22	38	100760	MINAMOTO Takaharu	JPN	100	10:29.4	+4:59.9	2	1	3	+4:21.8
23	40	100231	USSOLTSEV Sergey	KAZ	100	10:00.0	+5:22.0	2	3	5	+4:43.9
24	45	100811	JEONG Jaeseok	KOR	87	10:28.1	+5:21.4	4	2	6	+6:04.1
	46	101058	MILN Dave	AUS	100	11:57.7					NQ
	48	100779	LORENZO Omar Alejandro	ARG	93	12:46.0					NQ
	47	100894	BRUMBY Matthew	AUS	86	12:57.9					NQ

#### Did Not Finish

44	100905	KNEELAND Michael	USA	96
----	--------	------------------	-----	----

#### Jury Information

IBU Technical Delegate	SCHJERVEN Jens (NOR)
IBU Referee	NEESER SCHLEGEL Hans Peter (SUI)
Chief of Competition	WALDER Ulrich (ITA)
Jury Member	RIBELA Leandro (BRA)
Jury Member	XUE Hanfang (CHN)
IBU Race Director	RIIHIVUORI Tomi-Pekka (FIN)

#### Course Information

Course name	Sit Ski BT Sprint Pursuit
Height Difference (HD)	5m
Maximum Climb (MC)	4m
Total Climb (TC)	12/11m
Length of Lap	851/1164m
Number of Laps	3

Weather	Snow Condition	Temperature		Athletes/NPCs					
		Air	Snow	Entries	Ranked	DNF	DSQ	DNS	DQB
Mostly Sunny	Spring conditions	11.0°C	0.0°C	25/11	24/11	1/1	0/0	0/0	0/0

#### Legend:

<b>DNF</b>	Did not Finish	<b>DNS</b>	Did not Start
<b>DQB</b>	Disqualified for unsportsmanlike behaviour	<b>DSQ</b>	Disqualified
<b>NPS</b>	Not Permitted to Start	<b>NQ</b>	Not Qualified
<b>S1</b>	Shooting Round 1	<b>S2</b>	Shooting Round 2
<b>T</b>	Total Penalties		



## Competition Analysis

### Analisi della competizione

Rank	Bib	Name	NPC Code		Sport Class		%	T					
			Loop 1		Loop 2		Loop 3			Result	Behind	Rank	
			Time	Rank	Time	Rank	Time	Rank					
1	21	<b>KHAMITOV Yerbol</b>	<b>KAZ</b>		<b>LW12</b>		<b>100</b>	<b>0</b>		<b>8:27.9</b>	<b>0.0</b>	<b>1</b>	
		Cumulative Time	4:01.9	0.0	1	7:22.0	0.0	1		8:27.9	0.0	1	
		Loop Time	4:01.9	0.0	1	3:20.1	0.0	1	1:05.9	+1.4	5		
		Ski Time	4:01.9	0.0	1	7:22.0	0.0	1					
		Shooting	0	21.7	0.0	1	0	24.4	0.0	1			
		Range Time		42.6	0.0	1		44.6	0.0	1	1:27.2	0.0	
		Course Time		3:15.0	+1.9	4		2:31.6	+4.0	7	1:05.9	+1.4	5
		Penalty Time		4.3				3.9					
2	22	<b>LIU Zixu</b>	<b>CHN</b>		<b>LW12</b>		<b>100</b>	<b>0</b>		<b>8:37.7</b>	<b>+9.8</b>	<b>2</b>	
		Cumulative Time	4:08.9	+7.0	4	7:30.7	+8.7	2		8:37.7	+9.8	2	
		Loop Time	4:08.9	+7.0	4	3:21.8	+1.7	2	1:07.0	+2.5	7		
		Ski Time	4:08.9	+7.0	5	7:30.7	+8.7	4					
		Shooting	0	25.9	+4.2	=4	0	24.5	+0.1	2			
		Range Time		47.4	+4.8	4		46.9	+2.3	3	1:34.3	+7.1	
		Course Time		3:17.2	+4.1	7		2:30.8	+3.2	5	1:07.0	+2.5	7
		Penalty Time		4.3				4.1					
3	25	<b>RAD Taras</b>	<b>UKR</b>		<b>LW12</b>		<b>100</b>	<b>0</b>		<b>8:39.7</b>	<b>+11.8</b>	<b>3</b>	
		Cumulative Time	4:08.3	+6.4	3	7:33.1	+11.1	3		8:39.7	+11.8	3	
		Loop Time	4:08.3	+6.4	3	3:24.8	+4.7	4	1:06.6	+2.1	6		
		Ski Time	4:08.3	+6.4	4	7:33.1	+11.1	5					
		Shooting	0	25.8	+4.1	3	0	26.4	+2.0	4			
		Range Time		49.0	+6.4	5		49.5	+4.9	7	1:38.5	+11.3	
		Course Time		3:15.2	+2.1	5		2:31.3	+3.7	6	1:06.6	+2.1	6
		Penalty Time		4.1				4.0					
4	33	<b>KRAVCHUK Vasyi</b>	<b>UKR</b>		<b>LW11</b>		<b>93</b>	<b>0</b>		<b>8:50.5</b>	<b>+22.6</b>	<b>4</b>	
		Cumulative Time	4:13.6	+11.7	5	7:41.6	+19.6	4		8:50.5	+22.6	4	
		Loop Time	4:13.6	+11.7	5	3:28.0	+7.9	6	1:08.9	+4.4	11		
		Ski Time	4:13.6	+11.7	7	7:41.6	+19.6	8					
		Shooting	0	28.6	+6.9	7	0	29.3	+4.9	8			
		Range Time		50.4	+7.8	7		49.4	+4.8	=5	1:39.8	+12.6	
		Course Time		3:18.6	+5.5	8		2:33.9	+6.3	9	1:08.9	+4.4	11
		Penalty Time		4.6				4.7					
5	34	<b>SWEENEY Joshua</b>	<b>USA</b>		<b>LW12</b>		<b>100</b>	<b>0</b>		<b>9:00.2</b>	<b>+32.3</b>	<b>5</b>	
		Cumulative Time	4:20.4	+18.5	7	7:52.4	+30.4	5		9:00.2	+32.3	5	
		Loop Time	4:20.4	+18.5	7	3:32.0	+11.9	8	1:07.8	+3.3	9		
		Ski Time	4:20.4	+18.5	10	7:52.4	+30.4	9					
		Shooting	0	28.2	+6.5	6	0	28.8	+4.4	7			
		Range Time		52.3	+9.7	10		53.4	+8.8	=13	1:45.7	+18.5	
		Course Time		3:23.2	+10.1	12		2:34.1	+6.5	10	1:07.8	+3.3	9
		Penalty Time		4.9				4.5					
6	27	<b>WANG Tao</b>	<b>CHN</b>		<b>LW12</b>		<b>100</b>	<b>0</b>		<b>9:00.9</b>	<b>+33.0</b>	<b>6</b>	
		Cumulative Time	4:25.0	+23.1	10	7:56.4	+34.4	7		9:00.9	+33.0	6	
		Loop Time	4:25.0	+23.1	10	3:31.4	+11.3	7	1:04.5	0.0	1		
		Ski Time	4:25.0	+23.1	14	7:56.4	+34.4	11					
		Shooting	0	32.8	+11.1	15	0	30.5	+6.1	=11			
		Range Time		57.0	+14.4	14		53.2	+8.6	12	1:50.2	+23.0	
		Course Time		3:23.3	+10.2	13		2:34.2	+6.6	11	1:04.5	0.0	1
		Penalty Time		4.7				4.0					
7	23	<b>PIKE Aaron</b>	<b>USA</b>		<b>LW11</b>		<b>93</b>	<b>1</b>		<b>9:01.3</b>	<b>+33.4</b>	<b>7</b>	
		Cumulative Time	4:27.9	+26.0	11	7:53.3	+31.3	6		9:01.3	+33.4	7	
		Loop Time	4:27.9	+26.0	11	3:25.4	+5.3	5	1:08.0	+3.5	10		
		Ski Time	4:12.9	+11.0	6	7:38.3	+16.3	6					
		Shooting	1	34.5	+12.8	17	0	30.7	+6.3	13			
		Range Time		53.9	+11.3	12		50.6	+6.0	8	1:44.5	+17.3	
		Course Time		3:14.5	+1.4	2		2:30.2	+2.6	4	1:08.0	+3.5	10
		Penalty Time		19.5				4.6					



## Competition Analysis

### Analisi della competizione

Rank	Bib	Name	NPC Code			Sport Class	%	T			Result	Behind	Rank	
			Loop 1			Loop 2			Loop 3					
			Time	Rank	Time	Rank	Time	Rank	Time	Rank	Result	Behind	Rank	
<b>8</b>	<b>32</b>	<b>BAL Pavlo</b>	<b>UKR</b>			<b>LW11.5</b>	<b>96</b>	<b>0</b>			<b>9:02.9</b>	<b>+35.0</b>	<b>8</b>	
Cumulative Time		4:22.8	+20.9	9	7:57.7	+35.7	=8				9:02.9	+35.0	8	
Loop Time		4:22.8	+20.9	9	3:34.9	+14.8	9	1:05.2	+0.7	3				
Ski Time		4:22.8	+20.9	13	7:57.7	+35.7	=12				9:02.9	+35.0	11	
Shooting	0	30.8	+9.1	9	35.0	+10.6	16							
Range Time		57.5	+14.9	16	55.5	+10.9	16				1:53.0	+25.8	17	
Course Time		3:20.7	+7.6	9	2:35.1	+7.5	12	1:05.2	+0.7	3	7:01.0	+11.2	9	
Penalty Time		4.6			4.3									
<b>9</b>	<b>24</b>	<b>LIU Mengtao</b>	<b>CHN</b>			<b>LW12</b>	<b>100</b>	<b>2</b>			<b>9:04.6</b>	<b>+36.7</b>	<b>9</b>	
Cumulative Time		4:05.7	+3.8	2	7:59.1	+37.1	11				9:04.6	+36.7	9	
Loop Time		4:05.7	+3.8	2	3:53.4	+33.3	=15	1:05.5	+1.0	4				
Ski Time		4:05.7	+3.8	2	7:29.1	+7.1	3				8:34.6	+6.7	2	
Shooting	0	24.9	+3.2	2	25.7	+1.3	3							
Range Time		45.9	+3.3	2	49.4	+4.8	=5				1:35.3	+8.1	4	
Course Time		3:15.5	+2.4	6	2:30.0	+2.4	3	1:05.5	+1.0	4	6:51.0	+1.2	2	
Penalty Time		4.3			34.0									
<b>10</b>	<b>35</b>	<b>SHYMKO Hryhorii</b>	<b>UKR</b>			<b>LW10.5</b>	<b>87</b>	<b>2</b>			<b>9:05.7</b>	<b>+37.8</b>	<b>10</b>	
Cumulative Time		4:36.0	+34.1	14	7:58.1	+36.1	10				9:05.7	+37.8	10	
Loop Time		4:36.0	+34.1	14	3:22.1	+2.0	3	1:07.6	+3.1	8				
Ski Time		4:06.0	+4.1	3	7:28.1	+6.1	2				8:35.7	+7.8	3	
Shooting	2	29.8	+8.1	8	27.2	+2.8	6							
Range Time		46.6	+4.0	3	45.0	+0.4	2				1:31.6	+4.4	2	
Course Time		3:14.7	+1.6	3	2:32.5	+4.9	8	1:07.6	+3.1	8	6:54.8	+5.0	7	
Penalty Time		34.7			4.6									
<b>11</b>	<b>29</b>	<b>SHIN Eui Hyun</b>	<b>KOR</b>			<b>LW12</b>	<b>100</b>	<b>0</b>			<b>9:06.8</b>	<b>+38.9</b>	<b>11</b>	
Cumulative Time		4:22.5	+20.6	8	7:57.7	+35.7	=8				9:06.8	+38.9	11	
Loop Time		4:22.5	+20.6	8	3:35.2	+15.1	10	1:09.1	+4.6	=12				
Ski Time		4:22.5	+20.6	12	7:57.7	+35.7	=12				9:06.8	+38.9	13	
Shooting	0	32.7	+11.0	14	35.2	+10.8	18							
Range Time		51.0	+8.4	=8	52.5	+7.9	11				1:43.5	+16.3	8	
Course Time		3:26.7	+13.6	15	2:38.3	+10.7	14	1:09.1	+4.6	=12	7:14.1	+24.3	14	
Penalty Time		4.8			4.4									
<b>12</b>	<b>31</b>	<b>ALEKSYK Oleksandr</b>	<b>UKR</b>			<b>LW12</b>	<b>100</b>	<b>1</b>			<b>9:23.8</b>	<b>+55.9</b>	<b>12</b>	
Cumulative Time		4:37.1	+35.2	16	8:14.3	+52.3	12				9:23.8	+55.9	12	
Loop Time		4:37.1	+35.2	16	3:37.2	+17.1	11	1:09.5	+5.0	14				
Ski Time		4:22.1	+20.2	11	7:59.3	+37.3	14				9:08.8	+40.9	14	
Shooting	1	32.1	+10.4	11	30.3	+5.9	=9							
Range Time		56.0	+13.4	13	55.4	+10.8	15				1:51.4	+24.2	16	
Course Time		3:21.8	+8.7	11	2:37.7	+10.1	13	1:09.5	+5.0	14	7:09.0	+19.2	13	
Penalty Time		19.3			4.1									
<b>13</b>	<b>39</b>	<b>RIVERO FERNANDEZ Higinio</b>	<b>ESP</b>			<b>LW10.5</b>	<b>87</b>	<b>0</b>			<b>9:32.8</b>	<b>+1:04.9</b>	<b>13</b>	
Cumulative Time		4:31.3	+29.4	12	8:16.7	+54.7	13				9:32.8	+1:04.9	13	
Loop Time		4:31.3	+29.4	12	3:45.4	+25.3	13	1:16.1	+11.6	21				
Ski Time		4:31.3	+29.4	17	8:16.7	+54.7	16				9:32.8	+1:04.9	16	
Shooting	0	38.4	+16.7	20	41.8	+17.4	22							
Range Time		52.8	+10.2	11	52.3	+7.7	10				1:45.1	+17.9	10	
Course Time		3:32.6	+19.5	18	2:47.4	+19.8	19	1:16.1	+11.6	21	7:36.1	+46.3	20	
Penalty Time		5.9			5.7									
<b>14</b>	<b>28</b>	<b>ZAPLOTINSKY Derek</b>	<b>CAN</b>			<b>LW10.5</b>	<b>87</b>	<b>2</b>			<b>9:33.1</b>	<b>+1:05.2</b>	<b>14</b>	
Cumulative Time		4:19.1	+17.2	6	8:24.0	+1:02.0	15				9:33.1	+1:05.2	14	
Loop Time		4:19.1	+17.2	6	4:04.9	+44.8	21	1:09.1	+4.6	=12				
Ski Time		4:19.1	+17.2	9	7:54.0	+32.0	10				9:03.1	+35.2	12	
Shooting	0	42.6	+20.9	23	42.9	+18.5	23							
Range Time		1:01.1	+18.5	20	1:02.5	+17.9	22				2:03.6	+36.4	23	
Course Time		3:13.1	0.0	1	2:27.6	0.0	1	1:09.1	+4.6	=12	6:49.8	0.0	1	
Penalty Time		4.9			34.8									



## Competition Analysis

### Analisi della competizione

Rank	Bib	Name	NPC Code		Sport Class		%		T		Result	Behind	Rank
			Loop 1		Loop 2		Loop 3						
			Time	Rank	Time	Rank	Time	Rank					
<b>15</b>	<b>26</b>	<b>MEENAGH Scott</b>	<b>GBR</b>		<b>LW12</b>		<b>100</b>		<b>1</b>		<b>9:33.6</b>	<b>+1:05.7</b>	<b>15</b>
Cumulative Time		4:43.6	+41.7	18	8:22.2	+1:00.2	14				9:33.6	+1:05.7	15
Loop Time		4:43.6	+41.7	18	3:38.6	+18.5	12	1:11.4	+6.9	15			
Ski Time		4:28.6	+26.7	15	8:07.2	+45.2	15				9:18.6	+50.7	15
Shooting	1	34.6	+12.9	18	30.5	+6.1	=11						
Range Time		57.2	+14.6	15	53.4	+8.8	=13				1:50.6	+23.4	15
Course Time		3:26.3	+13.2	14	2:40.4	+12.8	15	1:11.4	+6.9	15	7:18.1	+28.3	15
Penalty Time		20.1			4.8								
<b>16</b>	<b>30</b>	<b>MAO Zhongwu</b>	<b>CHN</b>		<b>LW11</b>		<b>93</b>		<b>4</b>		<b>9:44.7</b>	<b>+1:16.8</b>	<b>16</b>
Cumulative Time		4:46.4	+44.5	20	8:39.8	+1:17.8	19				9:44.7	+1:16.8	16
Loop Time		4:46.4	+44.5	20	3:53.4	+33.3	=15	1:04.9	+0.4	2			
Ski Time		4:16.4	+14.5	8	7:39.8	+17.8	7				8:44.7	+16.8	6
Shooting	2	31.2	+9.5	10	30.3	+5.9	=9						
Range Time		51.0	+8.4	=8	50.8	+6.2	9				1:41.8	+14.6	7
Course Time		3:21.3	+8.2	10	2:28.5	+0.9	2	1:04.9	+0.4	2	6:54.7	+4.9	6
Penalty Time		34.1			34.1								
<b>17</b>	<b>41</b>	<b>BEREZIN Yurly</b>	<b>KAZ</b>		<b>LW12</b>		<b>100</b>		<b>0</b>		<b>9:49.9</b>	<b>+1:22.0</b>	<b>17</b>
Cumulative Time		4:33.9	+32.0	13	8:32.2	+1:10.2	16				9:49.9	+1:22.0	17
Loop Time		4:33.9	+32.0	13	3:58.3	+38.2	18	1:17.7	+13.2	22			
Ski Time		4:33.9	+32.0	18	8:32.2	+1:10.2	21				9:49.9	+1:22.0	20
Shooting	0	25.9	+4.2	=4	35.1	+10.7	17						
Range Time		49.9	+7.3	6	55.8	+11.2	17				1:45.7	+18.5	=11
Course Time		3:39.4	+26.3	22	2:57.4	+29.8	25	1:17.7	+13.2	22	7:54.5	+1:04.7	24
Penalty Time		4.6			5.1								
<b>18</b>	<b>43</b>	<b>PISANI Marco</b>	<b>ITA</b>		<b>LW12</b>		<b>100</b>		<b>0</b>		<b>9:50.2</b>	<b>+1:22.3</b>	<b>18</b>
Cumulative Time		4:38.3	+36.4	17	8:34.4	+1:12.4	17				9:50.2	+1:22.3	18
Loop Time		4:38.3	+36.4	17	3:56.1	+36.0	17	1:15.8	+11.3	=19			
Ski Time		4:38.3	+36.4	20	8:34.4	+1:12.4	22				9:50.2	+1:22.3	21
Shooting	0	36.6	+14.9	19	35.6	+11.2	19						
Range Time		58.1	+15.5	18	59.4	+14.8	=20				1:57.5	+30.3	19
Course Time		3:34.9	+21.8	19	2:51.3	+23.7	20	1:15.8	+11.3	=19	7:42.0	+52.2	21
Penalty Time		5.3			5.4								
<b>19</b>	<b>37</b>	<b>ROCHA Guilherme</b>	<b>BRA</b>		<b>LW12</b>		<b>100</b>		<b>1</b>		<b>9:57.7</b>	<b>+1:29.8</b>	<b>19</b>
Cumulative Time		4:36.8	+34.9	15	8:38.8	+1:16.8	18				9:57.7	+1:29.8	19
Loop Time		4:36.8	+34.9	15	4:02.0	+41.9	20	1:18.9	+14.4	23			
Ski Time		4:36.8	+34.9	19	8:23.8	+1:01.8	17				9:42.7	+1:14.8	17
Shooting	0	39.2	+17.5	21	35.9	+11.5	20						
Range Time		1:02.4	+19.8	24	59.4	+14.8	=20				2:01.8	+34.6	22
Course Time		3:29.4	+16.3	17	2:42.6	+15.0	16	1:18.9	+14.4	23	7:30.9	+41.1	16
Penalty Time		5.0			20.0								
<b>20</b>	<b>40</b>	<b>USSOLTSEV Sergey</b>	<b>KAZ</b>		<b>LW12</b>		<b>100</b>		<b>0</b>		<b>10:00.0</b>	<b>+1:32.1</b>	<b>20</b>
Cumulative Time		4:44.3	+42.4	19	8:45.3	+1:23.3	20				10:00.0	+1:32.1	20
Loop Time		4:44.3	+42.4	19	4:01.0	+40.9	19	1:14.7	+10.2	18			
Ski Time		4:44.3	+42.4	21	8:45.3	+1:23.3	24				10:00.0	+1:32.1	24
Shooting	0	32.5	+10.8	=12	36.8	+12.4	21						
Range Time		58.0	+15.4	17	1:03.3	+18.7	23				2:01.3	+34.1	21
Course Time		3:41.2	+28.1	25	2:52.4	+24.8	21	1:14.7	+10.2	18	7:48.3	+58.5	22
Penalty Time		5.1			5.3								
<b>21</b>	<b>45</b>	<b>JEONG Jaeseok</b>	<b>KOR</b>		<b>LW10.5</b>		<b>87</b>		<b>3</b>		<b>10:28.1</b>	<b>+2:00.2</b>	<b>21</b>
Cumulative Time		5:01.0	+59.1	22	9:12.3	+1:50.3	21				10:28.1	+2:00.2	21
Loop Time		5:01.0	+59.1	22	4:11.3	+51.2	22	1:15.8	+11.3	=19			
Ski Time		4:31.0	+29.1	16	8:27.3	+1:05.3	18				9:43.1	+1:15.2	18
Shooting	2	41.9	+20.2	22	45.2	+20.8	24						
Range Time		58.8	+16.2	19	58.5	+13.9	19				1:57.3	+30.1	18
Course Time		3:27.0	+13.9	16	2:52.9	+25.3	22	1:15.8	+11.3	=19	7:35.7	+45.9	19
Penalty Time		35.2			19.9								



## Competition Analysis

### Analisi della competizione

Rank	Bib	Name	NPC Code		Sport Class		%	T					
Loop 1			Loop 2			Loop 3			Result	Behind	Rank		
Time		Rank	Time		Rank	Time		Rank					
<b>22</b>	<b>38</b>	<b>MINAMOTO Takaharu</b>	<b>JPN</b>		<b>LW12</b>		<b>100</b>	<b>3</b>			<b>10:29.4</b>	<b>+2:01.5</b>	<b>22</b>
Cumulative Time	5:00.6	+58.7	21	9:16.9	+1:54.9	22				10:29.4	+2:01.5	22	
Loop Time	5:00.6	+58.7	21	4:16.3	+56.2	23	1:12.5	+8.0	=16				
Ski Time	4:45.6	+43.7	24	8:31.9	+1:09.9	19				9:44.4	+1:16.5	19	
Shooting	1	32.5	+10.8	=12	2	34.4	+10.0	15					
Range Time	1:01.3	+18.7	22	58.3	+13.7	18				1:59.6	+32.4	20	
Course Time	3:39.5	+26.4	23	2:43.5	+15.9	17	1:12.5	+8.0	=16	7:35.5	+45.7	18	
Penalty Time	19.8			34.5									
<b>23</b>	<b>36</b>	<b>WON Yoomin</b>	<b>KOR</b>		<b>LW11.5</b>		<b>96</b>	<b>3</b>			<b>10:37.0</b>	<b>+2:09.1</b>	<b>23</b>
Cumulative Time	5:30.4	+1:28.5	24	9:17.0	+1:55.0	23				10:37.0	+2:09.1	23	
Loop Time	5:30.4	+1:28.5	24	3:46.6	+26.5	14	1:20.0	+15.5	25				
Ski Time	4:45.4	+43.5	=22	8:32.0	+1:10.0	20				9:52.0	+1:24.1	22	
Shooting	3	42.8	+21.1	24	0	26.9	+2.5	5					
Range Time	1:01.2	+18.6	21	47.8	+3.2	4				1:49.0	+21.8	13	
Course Time	3:39.2	+26.1	21	2:53.8	+26.2	23	1:20.0	+15.5	25	7:53.0	+1:03.2	23	
Penalty Time	50.0			5.0									
<b>24</b>	<b>42</b>	<b>LULA Robelson</b>	<b>BRA</b>		<b>LW12</b>		<b>100</b>	<b>4</b>			<b>10:54.7</b>	<b>+2:26.8</b>	<b>24</b>
Cumulative Time	5:15.4	+1:13.5	23	9:42.2	+2:20.2	24				10:54.7	+2:26.8	24	
Loop Time	5:15.4	+1:13.5	23	4:26.8	+1:06.7	24	1:12.5	+8.0	=16				
Ski Time	4:45.4	+43.5	=22	8:42.2	+1:20.2	23				9:54.7	+1:26.8	23	
Shooting	2	34.1	+12.4	16	2	34.1	+9.7	14					
Range Time	1:02.0	+19.4	23	1:05.6	+21.0	25				2:07.6	+40.4	24	
Course Time	3:36.8	+23.7	20	2:45.7	+18.1	18	1:12.5	+8.0	=16	7:35.0	+45.2	17	
Penalty Time	36.6			35.5									
<b>25</b>	<b>46</b>	<b>MILN Dave</b>	<b>AUS</b>		<b>LW12</b>		<b>100</b>	<b>4</b>			<b>11:57.7</b>	<b>+3:29.8</b>	<b>25</b>
Cumulative Time	6:00.3	+1:58.4	26	10:37.8	+3:15.8	25				11:57.7	+3:29.8	25	
Loop Time	6:00.3	+1:58.4	26	4:37.5	+1:17.4	25	1:19.9	+15.4	24				
Ski Time	5:15.3	+1:13.4	25	9:37.8	+2:15.8	25				10:57.7	+2:29.8	25	
Shooting	3	1:05.2	+43.5	26	1	56.1	+31.7	26					
Range Time	1:30.0	+47.4	26	1:21.4	+36.8	26				2:51.4	+1:24.2	26	
Course Time	3:39.7	+26.6	24	2:55.7	+28.1	24	1:19.9	+15.4	24	7:55.3	+1:05.5	25	
Penalty Time	50.6			20.4									
<b>26</b>	<b>48</b>	<b>LORENZO Omar Alejandro</b>	<b>ARG</b>		<b>LW11</b>		<b>93</b>	<b>5</b>			<b>12:46.0</b>	<b>+4:18.1</b>	<b>26</b>
Cumulative Time	6:01.8	+1:59.9	27	11:15.1	+3:53.1	26				12:46.0	+4:18.1	26	
Loop Time	6:01.8	+1:59.9	27	5:13.3	+1:53.2	26	1:30.9	+26.4	27				
Ski Time	5:31.8	+1:29.9	26	10:00.1	+2:38.1	26				11:31.0	+3:03.1	26	
Shooting	2	58.2	+36.5	25	3	47.9	+23.5	25					
Range Time	1:15.4	+32.8	25	1:05.1	+20.5	24				2:20.5	+53.3	25	
Course Time	4:10.6	+57.5	26	3:17.4	+49.8	26	1:30.9	+26.4	27	8:58.9	+2:09.1	26	
Penalty Time	35.8			50.8									
<b>27</b>	<b>47</b>	<b>BRUMBY Matthew</b>	<b>AUS</b>		<b>LW10</b>		<b>86</b>	<b>2</b>			<b>12:57.9</b>	<b>+4:30.0</b>	<b>27</b>
Cumulative Time	5:57.6	+1:55.7	25	11:28.7	+4:06.7	27				12:57.9	+4:30.0	27	
Loop Time	5:57.6	+1:55.7	25	5:31.1	+2:11.0	27	1:29.2	+24.7	26				
Ski Time	5:57.6	+1:55.7	27	10:58.7	+3:36.7	27				12:27.9	+4:00.0	27	
Shooting	0	1:16.3	+54.6	27	2	1:11.5	+47.1	27					
Range Time	1:38.6	+56.0	27	1:31.5	+46.9	27				3:10.1	+1:42.9	27	
Course Time	4:12.4	+59.3	27	3:23.5	+55.9	27	1:29.2	+24.7	26	9:05.1	+2:15.3	27	
Penalty Time	6.6			36.1									



## Competition Analysis

Analisi della competizione

Did Not Finish				
44	KNEELAND Michael	USA	LW11.5	96
Cumulative Time				
Loop Time				
Ski Time				
Shooting				
Range Time				
Course Time				
Penalty Time				

<b>Legend:</b>
= Equal sign indicates that two or more competitors share the same rank    T Total penalties



## Competition Analysis

### Analisi della competizione

Rank	Bib	Name	NPC Code		Sport Class		%	T			Result	Behind	Rank
		Loop 1			Loop 2			Loop 3					
		Time	Rank	Time	Rank	Time	Rank	Time	Rank	Result	Behind	Rank	
<b>1</b>	<b>21</b>	<b>KHAMITOV Yerbol</b>	<b>KAZ</b>		<b>LW12</b>		<b>100</b>	<b>1</b>			<b>9:39.0</b>	<b>0.0</b>	<b>1</b>
		Cumulative Time	4:45.6	0.0	1	8:26.9	0.0	1			9:39.0	0.0	1
		Loop Time	4:07.6	0.0	1	3:41.3	+12.1	3	1:12.1	+3.1	6		
		Shooting	0	27.1	+4.7	6	1	23.6	+2.5	4			
		Range Time		43.6	0.0	1		42.6	0.0	1	1:26.2	0.0	1
		Course Time		3:19.9	+0.6	2		2:37.7	+2.6	3	1:12.1	+3.1	6
		Penalty Time		4.0				21.0				+3.8	2
<b>2</b>	<b>25</b>	<b>RAD Taras</b>	<b>UKR</b>		<b>LW12</b>		<b>100</b>	<b>1</b>			<b>10:00.5</b>	<b>+21.5</b>	<b>2</b>
		Cumulative Time	5:19.6	+34.0	6	8:48.8	+21.9	2			10:00.5	+21.5	2
		Loop Time	4:29.6	+22.0	7	3:29.2	0.0	1	1:11.7	+2.7	5		
		Shooting	1	27.7	+5.3	8	0	24.2	+3.1	5			
		Range Time		48.3	+4.7	6		44.4	+1.8	=3	1:32.7	+6.5	4
		Course Time		3:19.3	0.0	1		2:40.8	+5.7	4	1:11.7	+2.7	5
		Penalty Time		21.9				3.9				+5.9	3
<b>3</b>	<b>22</b>	<b>LIU Zixu</b>	<b>CHN</b>		<b>LW12</b>		<b>100</b>	<b>2</b>			<b>10:11.5</b>	<b>+32.5</b>	<b>3</b>
		Cumulative Time	5:00.1	+14.5	3	8:57.0	+30.1	3			10:11.5	+32.5	3
		Loop Time	4:12.1	+4.5	3	3:56.9	+27.7	7	1:14.5	+5.5	=7		
		Shooting	0	27.8	+5.4	9	2	21.1	0.0	1			
		Range Time		45.0	+1.4	2		42.7	+0.1	2	1:27.7	+1.5	2
		Course Time		3:21.8	+2.5	4		2:35.8	+0.7	2	1:14.5	+5.5	=7
		Penalty Time		5.2				38.4				+6.2	4
<b>4</b>	<b>24</b>	<b>LIU Mengtao</b>	<b>CHN</b>		<b>LW12</b>		<b>100</b>	<b>1</b>			<b>10:18.3</b>	<b>+39.3</b>	<b>4</b>
		Cumulative Time	5:26.1	+40.5	7	9:08.0	+41.1	5			10:18.3	+39.3	4
		Loop Time	4:11.1	+3.5	2	3:41.9	+12.7	4	1:10.3	+1.3	2		
		Shooting	0	24.1	+1.7	2	1	27.3	+6.2	=8			
		Range Time		45.8	+2.2	4		44.4	+1.8	=3	1:30.2	+4.0	3
		Course Time		3:20.5	+1.2	3		2:35.1	0.0	1	1:10.3	+1.3	2
		Penalty Time		4.8				22.3				0.0	1
<b>5</b>	<b>23</b>	<b>PIKE Aaron</b>	<b>USA</b>		<b>LW11</b>		<b>93</b>	<b>0</b>			<b>10:18.8</b>	<b>+39.8</b>	<b>5</b>
		Cumulative Time	5:12.4	+26.8	4	9:04.3	+37.4	4			10:18.8	+39.8	5
		Loop Time	4:39.4	+31.8	8	3:51.9	+22.7	6	1:14.5	+5.5	=7		
		Shooting	0	30.8	+8.4	14	0	31.6	+10.5	13			
		Range Time		55.0	+11.4	9		52.4	+9.8	11	1:47.4	+21.2	10
		Course Time		3:38.9	+19.6	13		2:54.4	+19.3	13	1:14.5	+5.5	=7
		Penalty Time		5.4				5.1				+41.9	12
<b>6</b>	<b>34</b>	<b>SWEENEY Joshua</b>	<b>USA</b>		<b>LW12</b>		<b>100</b>	<b>1</b>			<b>10:42.5</b>	<b>+1:03.5</b>	<b>6</b>
		Cumulative Time	5:53.5	+1:07.9	12	9:31.0	+1:04.1	7			10:42.5	+1:03.5	6
		Loop Time	4:43.5	+35.9	9	3:37.5	+8.3	2	1:11.5	+2.5	4		
		Shooting	1	30.5	+8.1	13	0	28.5	+7.4	11			
		Range Time		55.3	+11.7	10		51.1	+8.5	10	1:46.4	+20.2	8
		Course Time		3:25.3	+6.0	5		2:42.0	+6.9	6	1:11.5	+2.5	4
		Penalty Time		22.9				4.4				+12.9	6
<b>7</b>	<b>27</b>	<b>WANG Tao</b>	<b>CHN</b>		<b>LW12</b>		<b>100</b>	<b>1</b>			<b>10:51.2</b>	<b>+1:12.2</b>	<b>7</b>
		Cumulative Time	5:38.8	+53.2	8	9:42.2	+1:15.3	9			10:51.2	+1:12.2	7
		Loop Time	4:27.8	+20.2	6	4:03.4	+34.2	8	1:09.0	0.0	1		
		Shooting	0	29.7	+7.3	12	1	41.4	+20.3	23			
		Range Time		56.3	+12.7	12		1:00.3	+17.7	16	1:56.6	+30.4	15
		Course Time		3:26.9	+7.6	6		2:41.8	+6.7	5	1:09.0	0.0	1
		Penalty Time		4.5				21.2				+11.8	5



## Competition Analysis

### Analisi della competizione

Rank	Bib	Name	NPC Code		Sport Class		%	T				
Loop 1			Loop 2			Loop 3			Result	Behind	Rank	
	Time	Rank	Time	Rank	Time	Rank						
<b>8</b>	<b>33</b>	<b>KRAVCHUK Vasyi</b>	<b>UKR</b>		<b>LW11 93</b>			<b>2</b>		<b>10:55.3</b>	<b>+1:16.3</b>	<b>8</b>
Cumulative Time	5:19.0	+33.4	5	9:28.7	+1:01.8	6				10:55.3	+1:16.3	8
Loop Time	4:57.0	+49.4	13	4:09.7	+40.5	10	1:26.6	+17.6	20			
Shooting	1	24.7	+2.3	3	1	23.4	+2.3	3				
Range Time	49.2	+5.6	7	47.2	+4.6	5				1:36.4	+10.2	7
Course Time	3:43.0	+23.7	14	2:55.8	+20.7	14	1:26.6	+17.6	20	8:05.4	+59.5	16
Penalty Time	24.7			26.7								
<b>9</b>	<b>35</b>	<b>SHYMKO Hryhorii</b>	<b>UKR</b>		<b>LW10.5 87</b>			<b>1</b>		<b>10:58.8</b>	<b>+1:19.8</b>	<b>9</b>
Cumulative Time	4:56.8	+11.2	2	9:32.0	+1:05.1	8				10:58.8	+1:19.8	9
Loop Time	4:56.8	+49.2	12	4:35.2	+1:06.0	18	1:26.8	+17.8	21			
Shooting	0	26.5	+4.1	5	1	28.4	+7.3	10				
Range Time	51.0	+7.4	8	55.5	+12.9	12				1:46.5	+20.3	9
Course Time	4:00.3	+41.0	22	3:13.4	+38.3	21	1:26.8	+17.8	21	8:40.5	+1:34.6	22
Penalty Time	5.5			26.2								
<b>10</b>	<b>29</b>	<b>SHIN Eui Hyun</b>	<b>KOR</b>		<b>LW12 100</b>			<b>2</b>		<b>11:16.9</b>	<b>+1:37.9</b>	<b>10</b>
Cumulative Time	5:39.8	+54.2	9	9:59.5	+1:32.6	10				11:16.9	+1:37.9	10
Loop Time	4:22.8	+15.2	4	4:19.7	+50.5	13	1:17.4	+8.4	13			
Shooting	0	26.3	+3.9	4	2	25.9	+4.8	7				
Range Time	46.3	+2.7	5	47.6	+5.0	6				1:33.9	+7.7	6
Course Time	3:31.6	+12.3	8	2:46.4	+11.3	7	1:17.4	+8.4	13	7:35.4	+29.5	8
Penalty Time	4.8			45.6								
<b>11</b>	<b>30</b>	<b>MAO Zhongwu</b>	<b>CHN</b>		<b>LW11 93</b>			<b>2</b>		<b>11:17.6</b>	<b>+1:38.6</b>	<b>11</b>
Cumulative Time	5:41.1	+55.5	10	10:01.1	+1:34.2	11				11:17.6	+1:38.6	11
Loop Time	4:24.1	+16.5	5	4:20.0	+50.8	14	1:16.5	+7.5	10			
Shooting	0	22.4	0.0	1	2	25.6	+4.5	6				
Range Time	45.5	+1.9	3	48.1	+5.5	7				1:33.6	+7.4	5
Course Time	3:34.2	+14.9	11	2:48.3	+13.2	9	1:16.5	+7.5	10	7:39.0	+33.1	9
Penalty Time	4.3			43.6								
<b>12</b>	<b>32</b>	<b>BAL Pavlo</b>	<b>UKR</b>		<b>LW11.5 96</b>			<b>3</b>		<b>11:57.5</b>	<b>+2:18.5</b>	<b>12</b>
Cumulative Time	5:51.8	+1:06.2	11	10:31.6	+2:04.7	12				11:57.5	+2:18.5	12
Loop Time	4:59.8	+52.2	14	4:39.8	+1:10.6	19	1:25.9	+16.9	19			
Shooting	1	32.0	+9.6	15	2	35.0	+13.9	18				
Range Time	1:02.3	+18.7	19	1:03.2	+20.6	21				2:05.5	+39.3	21
Course Time	3:32.7	+13.4	10	2:47.2	+12.1	8	1:25.9	+16.9	19	7:45.8	+39.9	11
Penalty Time	24.8			49.3								
<b>13</b>	<b>31</b>	<b>ALEKSYK Oleksandr</b>	<b>UKR</b>		<b>LW12 100</b>			<b>3</b>		<b>11:59.6</b>	<b>+2:20.6</b>	<b>13</b>
Cumulative Time	7:05.2	+2:19.6	16	10:48.9	+2:22.0	13				11:59.6	+2:20.6	13
Loop Time	5:31.2	+1:23.6	18	3:43.7	+14.5	5	1:10.7	+1.7	3			
Shooting	3	29.2	+6.8	11	0	27.3	+6.2	=8				
Range Time	57.2	+13.6	13	50.6	+8.0	9				1:47.8	+21.6	11
Course Time	3:30.6	+11.3	7	2:48.7	+13.6	10	1:10.7	+1.7	3	7:30.0	+24.1	7
Penalty Time	1:03.4			4.3								
<b>14</b>	<b>26</b>	<b>MEENAGH Scott</b>	<b>GBR</b>		<b>LW12 100</b>			<b>2</b>		<b>12:09.0</b>	<b>+2:30.0</b>	<b>14</b>
Cumulative Time	6:40.3	+1:54.7	15	10:51.7	+2:24.8	14				12:09.0	+2:30.0	14
Loop Time	4:56.3	+48.7	11	4:11.4	+42.2	11	1:17.3	+8.3	12			
Shooting	1	27.4	+5.0	7	1	32.5	+11.4	14				
Range Time	58.2	+14.6	15	57.0	+14.4	=13				1:55.2	+29.0	14
Course Time	3:32.2	+12.9	9	2:50.6	+15.5	11	1:17.3	+8.3	12	7:40.1	+34.2	10
Penalty Time	25.9			23.8								



## Competition Analysis

### Analisi della competizione

Rank	Bib	Name	NPC Code		Sport Class		%		T						
Loop 1			Loop 2			Loop 3			Result		Behind		Rank		
Time		Rank	Time		Rank	Time		Rank							
<b>15</b>	<b>37</b>	<b>ROCHA Guilherme</b>	<b>BRA</b>		<b>LW12</b>		<b>100</b>		<b>2</b>		<b>12:55.9</b>	<b>+3:16.9</b>	<b>15</b>		
Cumulative Time	7:15.4	+2:29.8	17	11:36.3	+3:09.4	16					12:55.9	+3:16.9	15		
Loop Time	5:07.4	+59.8	16	4:20.9	+51.7	15	1:19.6	+10.6	14						
Shooting	1	43.5	+21.1	23	1	35.9	+14.8	19							
Range Time	1:02.4	+18.8	20	58.0	+15.4	15					2:00.4	+34.2	18		
Course Time	3:38.6	+19.3	12	2:57.2	+22.1	15	1:19.6	+10.6	14			7:55.4	+49.5	14	
Penalty Time	26.3		25.6												
<b>16</b>	<b>39</b>	<b>RIVERO FERNANDEZ Higinio</b>	<b>ESP</b>		<b>LW10.5</b>		<b>87</b>		<b>3</b>		<b>13:08.9</b>	<b>+3:29.9</b>	<b>16</b>		
Cumulative Time	6:10.4	+1:24.8	13	11:35.6	+3:08.7	15					13:08.9	+3:29.9	16		
Loop Time	5:43.4	+1:35.8	21	5:25.2	+1:56.0	23	1:33.3	+24.3	24						
Shooting	1	34.0	+11.6	17	2	36.2	+15.1	21							
Range Time	58.5	+14.9	16	1:01.5	+18.9	18					2:00.0	+33.8	17		
Course Time	4:15.5	+56.2	23	3:27.7	+52.6	24	1:33.3	+24.3	24			9:16.5	+2:10.6	24	
Penalty Time	29.4		55.9												
<b>17</b>	<b>36</b>	<b>WON Yoomin</b>	<b>KOR</b>		<b>LW11.5</b>		<b>96</b>		<b>0</b>		<b>13:09.1</b>	<b>+3:30.1</b>	<b>17</b>		
Cumulative Time	7:26.5	+2:40.9	19	11:45.8	+3:18.9	17					13:09.1	+3:30.1	17		
Loop Time	5:00.5	+52.9	15	4:19.3	+50.1	12	1:23.3	+14.3	18						
Shooting	0	34.4	+12.0	18	0	30.9	+9.8	12							
Range Time	57.9	+14.3	14	57.0	+14.4	=13					1:54.9	+28.7	13		
Course Time	3:57.0	+37.7	21	3:17.1	+42.0	22	1:23.3	+14.3	18			8:37.4	+1:31.5	21	
Penalty Time	5.5		5.1												
<b>18</b>	<b>43</b>	<b>PISANI Marco</b>	<b>ITA</b>		<b>LW12</b>		<b>100</b>		<b>2</b>		<b>13:09.3</b>	<b>+3:30.3</b>	<b>18</b>		
Cumulative Time	7:18.1	+2:32.5	18	11:48.9	+3:22.0	19					13:09.3	+3:30.3	18		
Loop Time	5:18.1	+1:10.5	17	4:30.8	+1:01.6	17	1:20.4	+11.4	15						
Shooting	1	37.4	+15.0	19	1	39.5	+18.4	22							
Range Time	1:04.7	+21.1	22	1:03.0	+20.4	20					2:07.7	+41.5	22		
Course Time	3:48.6	+29.3	17	3:02.9	+27.8	18	1:20.4	+11.4	15			8:11.9	+1:06.0	17	
Penalty Time	24.8		24.8												
<b>19</b>	<b>41</b>	<b>BEREZIN Yuriy</b>	<b>KAZ</b>		<b>LW12</b>		<b>100</b>		<b>2</b>		<b>13:09.4</b>	<b>+3:30.4</b>	<b>19</b>		
Cumulative Time	7:44.5	+2:58.9	20	11:48.1	+3:21.2	18					13:09.4	+3:30.4	19		
Loop Time	5:44.5	+1:36.9	22	4:03.6	+34.4	9	1:21.3	+12.3	16						
Shooting	2	32.5	+10.1	16	0	21.9	+0.8	2							
Range Time	59.2	+15.6	18	49.5	+6.9	8					1:48.7	+22.5	12		
Course Time	3:54.9	+35.6	19	3:08.6	+33.5	20	1:21.3	+12.3	16			8:24.8	+1:18.9	19	
Penalty Time	50.3		5.5												
<b>20</b>	<b>28</b>	<b>ZAPLOTINSKY Derek</b>	<b>CAN</b>		<b>LW10.5</b>		<b>87</b>		<b>5</b>		<b>13:40.0</b>	<b>+4:01.0</b>	<b>20</b>		
Cumulative Time	6:34.2	+1:48.6	14	12:09.4	+3:42.5	20					13:40.0	+4:01.0	20		
Loop Time	6:07.2	+1:59.6	23	5:35.2	+2:06.0	24	1:30.6	+21.6	23						
Shooting	2	56.3	+33.9	24	3	44.8	+23.7	24							
Range Time	1:21.5	+37.9	24	1:10.6	+28.0	24					2:32.1	+1:05.9	24		
Course Time	3:56.0	+36.7	20	3:07.6	+32.5	19	1:30.6	+21.6	23			8:34.2	+1:28.3	20	
Penalty Time	49.7		1:16.9												
<b>21</b>	<b>42</b>	<b>LULA Robelson</b>	<b>BRA</b>		<b>LW12</b>		<b>100</b>		<b>2</b>		<b>13:56.6</b>	<b>+4:17.6</b>	<b>21</b>		
Cumulative Time	7:53.4	+3:07.8	22	12:39.8	+4:12.9	21					13:56.6	+4:17.6	21		
Loop Time	4:48.4	+40.8	10	4:46.4	+1:17.2	20	1:16.8	+7.8	11						
Shooting	0	39.1	+16.7	22	2	36.0	+14.9	20							
Range Time	59.0	+15.4	17	1:04.5	+21.9	23					2:03.5	+37.3	19		
Course Time	3:43.9	+24.6	15	2:52.8	+17.7	12	1:16.8	+7.8	11			7:53.5	+47.6	13	
Penalty Time	5.4		49.0												



## Competition Analysis

### Analisi della competizione

Rank	Bib	Name	NPC Code		Sport Class		%		T						
Loop 1			Loop 2			Loop 3			Result		Behind		Rank		
Time		Rank	Time		Rank	Time		Rank							
<b>22</b>	<b>38</b>	<b>MINAMOTO Takaharu</b>	<b>JPN</b>		<b>LW12</b>		<b>100</b>		<b>3</b>		<b>14:00.8</b>		<b>+4:21.8</b>		<b>22</b>
Cumulative Time		8:20.0	+3:34.4	23	12:45.5	+4:18.6	22			14:00.8		+4:21.8		22	
Loop Time		5:40.0	+1:32.4	20	4:25.5	+56.3	16	1:15.3	+6.3	9					
Shooting		2	38.3	+15.9	20	1	34.0	+12.9	16						
Range Time		1:03.3	+19.7	21	1:01.4	+18.8	17			2:04.7		+38.5		20	
Course Time		3:46.3	+27.0	16	2:58.5	+23.4	16	1:15.3	+6.3	9	8:00.1		+54.2		15
Penalty Time		50.3		25.6											
<b>23</b>	<b>40</b>	<b>USSOLTSEV Sergey</b>	<b>KAZ</b>		<b>LW12</b>		<b>100</b>		<b>5</b>		<b>14:22.9</b>		<b>+4:43.9</b>		<b>23</b>
Cumulative Time		7:45.1	+2:59.5	21	13:00.3	+4:33.4	23			14:22.9		+4:43.9		23	
Loop Time		5:35.1	+1:27.5	19	5:15.2	+1:46.0	21	1:22.6	+13.6	17					
Shooting		2	28.9	+6.5	10	3	34.3	+13.2	17						
Range Time		55.5	+11.9	11	1:02.3	+19.7	19			1:57.8		+31.6		16	
Course Time		3:53.0	+33.7	18	3:01.3	+26.2	17	1:22.6	+13.6	17	8:16.9		+1:11.0		18
Penalty Time		46.6		1:11.6											
<b>24</b>	<b>45</b>	<b>JEONG Jaeseok</b>	<b>KOR</b>		<b>LW10.5</b>		<b>87</b>		<b>6</b>		<b>15:43.1</b>		<b>+6:04.1</b>		<b>24</b>
Cumulative Time		8:52.0	+4:06.4	24	14:13.7	+5:46.8	24			15:43.1		+6:04.1		24	
Loop Time		7:30.0	+3:22.4	24	5:21.7	+1:52.5	22	1:29.4	+20.4	22					
Shooting		4	38.5	+16.1	21	2	33.4	+12.3	15						
Range Time		1:09.8	+26.2	23	1:04.3	+21.7	22			2:14.1		+47.9		23	
Course Time		4:27.2	+1:07.9	24	3:18.1	+43.0	23	1:29.4	+20.4	22	9:14.7		+2:08.8		23
Penalty Time		1:53.0		59.3											

**Legend:**

= Equal sign indicates that two or more competitors share the same rank T Total penalties



## Results

### Risultati

Rank	Bib	IBU ID	Name	NPC Code	Sport Class	%	Real Time	Delta	Calculated Time	S1	S2	T	Result
1	75	100392	MAIER Marco	GER	LW8	96	10:18.2		9:53.5	0	0	0	9:53.5 Q
2	80	100582	CAI Jiayun	CHN	LW8	96	10:07.4	-10.7	9:43.1	1	0	1	9:58.1 Q
3	76	100135	VOVCHYNSKYI Grygorii	UKR	LW8	96	9:55.3	-22.8	9:31.5	2	0	2	10:01.5 Q
4	82	100441	WU Junbao	CHN	LW5/7	90	11:18.5	+19.1	10:10.7	0	0	0	10:10.7 Q
5	73	100033	ARENDZ Mark	CAN	LW6	95	10:31.2	+6.5	9:59.6	1	0	1	10:14.6 Q
6	74	100214	DAVIET Benjamin	FRA	LW2	93	11:04.0	+25.8	10:17.5	0	0	0	10:17.5 Q
7	85	100822	DRAHUN Serafym	UKR	LW8	96	10:21.8	+3.6	9:56.9	0	2	2	10:26.9 Q
8	71	100682	LIU Xiaobin	CHN	LW5/7	90	11:04.3	+4.9	9:57.9	2	0	2	10:27.9 Q
9	78	100730	TABOURET Karl	FRA	LW3	87	11:34.5	+12.3	10:04.2	0	2	2	10:34.2 Q
10	72	100365	ROMANIUK Serhii	UKR	LW8	96	10:56.9	+38.7	10:30.6	0	1	1	10:45.6 Q
11	79	100479	GERLITS Alexandr	KAZ	LW6	95	10:24.5	-0.1	9:53.3	1	3	4	10:53.3 Q
12	88	100071	SATO Keiichi	JPN	LW8	96	11:27.3	+1:09.1	10:59.8	0	0	0	10:59.8 Q
13	86	100552	TONINELLI Cristian	ITA	LW8	96	11:32.8	+1:14.6	11:05.1	0	1	1	11:20.1 Q
14	77	100716	SEREDA Dmytro	UKR	LW8	96	10:50.1	+31.9	10:24.1	1	3	4	11:24.1 Q
15	83	100687	YUAN Mingshou	CHN	LW5/7	90	11:41.9	+42.5	10:31.7	1	3	4	11:31.7 Q
16	87	100945	EGGER-RIEDMUELLER Stefan	AUT	LW4	96	11:46.4	+1:28.2	11:18.1	0	2	2	11:48.1 Q
17	89	100425	TAVASCI Luca	SUI	LW8	96	12:09.6	+1:51.4	11:40.4	2	2	4	12:40.4 Q
18	81	100458	LEHMKER Steffen	GER	LW6	95	11:35.8	+1:11.1	11:01.0	2	5	7	12:46.0 Q

#### Did Not Start

84	100560	EHLER Alexander	GER	LW4	96
----	--------	-----------------	-----	-----	----

#### Jury Information

IBU Technical Delegate	SCHJERVEN Jens (NOR)
IBU Referee	NEESER SCHLEGEL Hans Peter (SUI)
Chief of Competition	WALDER Ulrich (ITA)
Jury Member	RIBELA Leandro (BRA)
Jury Member	XUE Hanfang (CHN)
IBU Race Director	RIIHIVUORI Tomi-Pekka (FIN)

#### Course Information

Course name	Standing BT Sprint Pursuit
Height Difference (HD)	24m
Maximum Climb (MC)	21m
Total Climb (TC)	34/33m
Length of Lap	1139/1453m
Number of Laps	3

Weather	Snow Condition	Temperature		Athletes/NPCs					
		Air	Snow	Entries	Ranked	DNF	DSQ	DNS	DQB
Few clouds	Packed	11.3°C	0.0°C	19/10	18/10	0/0	0/0	1/1	0/0

#### Note:

All times except 'Real Time' are calculated times. Calculated time is the real time multiplied by the athlete's percentage.

Delta – Time difference of the competitor's real time and his/her real time equal to the winners result (skiing time).

#### Legend:

<b>DNF</b>	Did not Finish	<b>DNS</b>	Did not Start
<b>DQB</b>	Disqualified for unsportsmanlike behaviour	<b>DSQ</b>	Disqualified
<b>NPS</b>	Not Permitted to Start	<b>Q</b>	Qualified
<b>S1</b>	Shooting Round 1	<b>S2</b>	Shooting Round 2
<b>T</b>	Total Penalties		



## Results

### Risultati

Rank	Bib	IBU ID	Name	NPC Code	%	Time (Q)	Start Behind	S1	S2	T	Result/Behind
1	80	100582	CAI Jiayun	CHN	96	9:58.1	+3.9	0	0	0	10:33.4
2	76	100135	VOVCHYNSKYI Grygorii	UKR	96	10:01.5	+4.1	0	0	0	+0.2
3	75	100392	MAIER Marco	GER	96	9:53.5	+38.9	2	1	3	+35.1
4	73	100033	ARENDZ Mark	CAN	95	10:14.6	+36.9	1	0	1	+39.6
5	85	100822	DRAHUN Serafym	UKR	96	10:26.9	+1:33.4	1	3	4	+1:29.5
6	74	100214	DAVIET Benjamin	FRA	93	10:17.5	+1:15.2	1	1	2	+1:31.6
7	71	100682	LIU Xiaobin	CHN	90	10:27.9	+1:01.7	2	2	4	+1:39.8
8	82	100441	WU Junbao	CHN	90	10:10.7	+1:14.6	2	2	4	+1:52.7
9	79	100479	GERLITS Alexandr	KAZ	95	10:53.3	+1:54.3	1	1	2	+1:57.0
10	77	100716	SEREDA Dmytro	UKR	96	11:24.1	+2:15.7	0	0	0	+2:11.8
11	78	100730	TABOURET Karl	FRA	87	10:34.2	+1:21.1	1	3	4	+2:22.4
12	88	100071	SATO Keiichi	JPN	96	10:59.8	+3:10.4	1	1	2	+3:06.6
13	86	100552	TONINELLI Cristian	ITA	96	11:20.1	+3:32.4	0	2	2	+3:28.5
14	83	100687	YUAN Mingshou	CHN	90	11:31.7	+3:09.4	2	1	3	+3:47.5
15	87	100945	EGGER-RIEDMUELLER Stefan	AUT	96	11:48.1	+3:51.7	0	1	1	+3:47.8
16	89	100425	TAVASCI Luca	SUI	96	12:40.4	+5:40.6	2	1	3	+5:36.7

#### Did Not Start

72	100365	ROMANIUK Serhii	UKR	96	10:45.6
81	100458	LEHMKER Steffen	GER	95	12:46.0
84	100560	EHLER Alexander	GER	96	

#### Jury Information

IBU Technical Delegate	SCHJERVEN Jens (NOR)
IBU Referee	NEESER SCHLEGEL Hans Peter (SUI)
Chief of Competition	WALDER Ulrich (ITA)
Jury Member	RIBELA Leandro (BRA)
Jury Member	XUE Hanfang (CHN)
IBU Race Director	RIIHIVUORI Tomi-Pekka (FIN)

#### Course Information

Course name	Standing BT Sprint Pursuit
Height Difference (HD)	24m
Maximum Climb (MC)	21m
Total Climb (TC)	34/33m
Length of Lap	1139/1453m
Number of Laps	3

Weather	Snow Condition	Temperature		Athletes/NPCs					
		Air	Snow	Entries	Ranked	DNF	DSQ	DNS	DQB
Mostly Sunny	Spring conditions	12.6°C	0.0°C	19/10	16/10	0/0	0/0	3/2	0/0

#### Legend:

<b>DNF</b>	Did not Finish	<b>DNS</b>	Did not Start
<b>DQB</b>	Disqualified for unsportsmanlike behaviour	<b>DSQ</b>	Disqualified
<b>NPS</b>	Not Permitted to Start	<b>S1</b>	Shooting Round 1
<b>S2</b>	Shooting Round 2	<b>T</b>	Total Penalties



## Competition Analysis

### Analisi della competizione

Rank	Bib	Name	NPC Code		Sport Class		%		T				
		Loop 1			Loop 2			Loop 3			Result	Behind	Rank
		Time	Rank	Time	Rank	Time	Rank						
1	75	<b>MAIER Marco</b>								<b>0</b>	<b>9:53.5</b>	<b>0.0</b>	<b>1</b>
		Cumulative Time	4:41.1	0.0	1	8:32.0	0.0	1			9:53.5	0.0	1
		Loop Time	4:41.1	0.0	1	3:50.9	+14.9	=4	1:21.5	+3.0	3		
		Ski Time	4:41.1	+8.9	2	8:32.0	+23.8	4			9:53.5	+22.0	4
		Shooting	0	22.0	+5.8	=3	0	24.4	+8.2	5			
		Range Time		41.5	+8.0	8		42.3	+8.6	7	1:23.8	+16.6	7
		Course Time		3:55.8	+10.2	3		3:04.9	+11.9	7	1:21.5	+3.0	3
		Penalty Time		3.8				3.7					
2	80	<b>CAI Jiayun</b>								<b>1</b>	<b>9:58.1</b>	<b>+4.6</b>	<b>2</b>
		Cumulative Time	4:59.6	+18.5	8	8:38.3	+6.3	3			9:58.1	+4.6	2
		Loop Time	4:59.6	+18.5	8	3:38.7	+2.7	2	1:19.8	+1.3	2		
		Ski Time	4:44.6	+12.4	5	8:23.3	+15.1	2			9:43.1	+11.6	2
		Shooting	1	23.4	+7.2	7	0	16.2	0.0	1			
		Range Time		41.1	+7.6	6		37.2	+3.5	2	1:18.3	+11.1	2
		Course Time		3:59.8	+14.2	6		2:58.1	+5.1	3	1:19.8	+1.3	2
		Penalty Time		18.7				3.4					
3	76	<b>VOVCHYNSKYI Grygorii</b>								<b>2</b>	<b>10:01.5</b>	<b>+8.0</b>	<b>3</b>
		Cumulative Time	5:02.2	+21.1	9	8:38.2	+6.2	2			10:01.5	+8.0	3
		Loop Time	5:02.2	+21.1	9	3:36.0	0.0	1	1:23.3	+4.8	5		
		Ski Time	4:32.2	0.0	1	8:08.2	0.0	1			9:31.5	0.0	1
		Shooting	2	16.9	+0.7	2	0	17.3	+1.1	2			
		Range Time		33.5	0.0	1		33.7	0.0	1	1:07.2	0.0	1
		Course Time		3:54.5	+8.9	2		2:58.3	+5.3	4	1:23.3	+4.8	5
		Penalty Time		34.2				4.0					
4	82	<b>WU Junbao</b>								<b>0</b>	<b>10:10.7</b>	<b>+17.2</b>	<b>4</b>
		Cumulative Time	4:52.7	+11.6	=4	8:44.2	+12.2	4			10:10.7	+17.2	4
		Loop Time	4:52.7	+11.6	=4	3:51.5	+15.5	6	1:26.5	+8.0	8		
		Ski Time	4:52.7	+20.5	=9	8:44.2	+36.0	9			10:10.7	+39.2	9
		Shooting	0	16.2	0.0	1	0	25.3	+9.1	8			
		Range Time		40.3	+6.8	3		43.1	+9.4	8	1:23.4	+16.2	6
		Course Time		4:09.0	+23.4	11		3:05.0	+12.0	8	1:26.5	+8.0	8
		Penalty Time		3.4				3.4					
5	73	<b>ARENDZ Mark</b>								<b>1</b>	<b>10:14.6</b>	<b>+21.1</b>	<b>5</b>
		Cumulative Time	5:06.3	+25.2	10	8:50.9	+18.9	5			10:14.6	+21.1	5
		Loop Time	5:06.3	+25.2	10	3:44.6	+8.6	3	1:23.7	+5.2	6		
		Ski Time	4:51.3	+19.1	8	8:35.9	+27.7	7			9:59.6	+28.1	7
		Shooting	1	30.3	+14.1	13	0	27.2	+11.0	11			
		Range Time		46.3	+12.8	12		43.3	+9.6	9	1:29.6	+22.4	11
		Course Time		4:01.4	+15.8	8		2:57.6	+4.6	2	1:23.7	+5.2	6
		Penalty Time		18.6				3.7					
6	74	<b>DAVIET Benjamin</b>								<b>0</b>	<b>10:17.5</b>	<b>+24.0</b>	<b>6</b>
		Cumulative Time	4:52.7	+11.6	=4	8:51.6	+19.6	6			10:17.5	+24.0	6
		Loop Time	4:52.7	+11.6	=4	3:58.9	+22.9	7	1:25.9	+7.4	7		
		Ski Time	4:52.7	+20.5	=9	8:51.6	+43.4	11			10:17.5	+46.0	10
		Shooting	0	23.9	+7.7	9	0	24.3	+8.1	4			
		Range Time		42.8	+9.3	10		43.9	+10.2	10	1:26.7	+19.5	10
		Course Time		4:05.7	+20.1	9		3:10.2	+17.2	11	1:25.9	+7.4	7
		Penalty Time		4.2				4.8					
7	85	<b>DRAHUN Serafym</b>								<b>2</b>	<b>10:26.9</b>	<b>+33.4</b>	<b>7</b>
		Cumulative Time	4:43.6	+2.5	2	9:04.5	+32.5	7			10:26.9	+33.4	7
		Loop Time	4:43.6	+2.5	2	4:20.9	+44.9	11	1:22.4	+3.9	4		
		Ski Time	4:43.6	+11.4	4	8:34.5	+26.3	5			9:56.9	+25.4	5
		Shooting	0	22.5	+6.3	=5	2	26.3	+10.1	10			
		Range Time		40.4	+6.9	4		44.3	+10.6	11	1:24.7	+17.5	9
		Course Time		3:59.1	+13.5	5		3:02.1	+9.1	6	1:22.4	+3.9	4
		Penalty Time		4.1				34.5					



## Competition Analysis

### Analisi della competizione

Rank	Bib	Name	NPC Code		Sport Class		%		T		Result	Behind	Rank
			Loop 1		Loop 2		Loop 3						
			Time	Rank	Time	Rank	Time	Rank					
<b>8</b>	<b>71</b>	<b>LIU Xiaobin</b>	<b>CHN</b>		<b>LW5/7</b>		<b>90</b>		<b>2</b>		<b>10:27.9</b>	<b>+34.4</b>	<b>8</b>
Cumulative Time		5:18.5	+37.4	15	9:09.4	+37.4	10				10:27.9	+34.4	8
Loop Time		5:18.5	+37.4	15	3:50.9	+14.9	=4	1:18.5	0.0	1			
Ski Time		4:48.5	+16.3	7	8:39.4	+31.2	8				9:57.9	+26.4	6
Shooting	2	49.6	+33.4	18	42.0	+25.8	17						
Range Time		59.8	+26.3	18	54.7	+21.0	16				1:54.5	+47.3	17
Course Time		3:45.6	0.0	1	2:53.0	0.0	1	1:18.5	0.0	1	7:57.1	0.0	1
Penalty Time		33.1			3.2								
<b>9</b>	<b>78</b>	<b>TABOURET Karl</b>	<b>FRA</b>		<b>LW3</b>		<b>87</b>		<b>2</b>		<b>10:34.2</b>	<b>+40.7</b>	<b>9</b>
Cumulative Time		4:45.1	+4.0	3	9:04.8	+32.8	8				10:34.2	+40.7	9
Loop Time		4:45.1	+4.0	3	4:19.7	+43.7	10	1:29.4	+10.9	10			
Ski Time		4:45.1	+12.9	6	8:34.8	+26.6	6				10:04.2	+32.7	8
Shooting	0	22.5	+6.3	=5	24.7	+8.5	7						
Range Time		41.2	+7.7	7	40.4	+6.7	3				1:21.6	+14.4	4
Course Time		3:59.9	+14.3	7	3:05.5	+12.5	9	1:29.4	+10.9	10	8:34.8	+37.7	8
Penalty Time		4.0			33.8								
<b>10</b>	<b>72</b>	<b>ROMANIUK Serhii</b>	<b>UKR</b>		<b>LW8</b>		<b>96</b>		<b>1</b>		<b>10:45.6</b>	<b>+52.1</b>	<b>10</b>
Cumulative Time		4:53.6	+12.5	6	9:08.2	+36.2	9				10:45.6	+52.1	10
Loop Time		4:53.6	+12.5	6	4:14.6	+38.6	8	1:37.4	+18.9	17			
Ski Time		4:53.6	+21.4	11	8:53.2	+45.0	12				10:30.6	+59.1	12
Shooting	0	22.0	+5.8	=3	21.0	+4.8	3						
Range Time		39.6	+6.1	2	41.3	+7.6	4				1:20.9	+13.7	3
Course Time		4:09.5	+23.9	12	3:13.4	+20.4	13	1:37.4	+18.9	17	9:00.3	+1:03.2	13
Penalty Time		4.5			19.9								
<b>11</b>	<b>79</b>	<b>GERLITS Alexandr</b>	<b>KAZ</b>		<b>LW6</b>		<b>95</b>		<b>4</b>		<b>10:53.3</b>	<b>+59.8</b>	<b>11</b>
Cumulative Time		4:56.8	+15.7	7	9:26.1	+54.1	11				10:53.3	+59.8	11
Loop Time		4:56.8	+15.7	7	4:29.3	+53.3	12	1:27.2	+8.7	9			
Ski Time		4:41.8	+9.6	3	8:26.1	+17.9	3				9:53.3	+21.8	3
Shooting	1	23.7	+7.5	8	24.6	+8.4	6						
Range Time		40.7	+7.2	5	41.6	+7.9	5				1:22.3	+15.1	5
Course Time		3:57.2	+11.6	4	2:58.7	+5.7	5	1:27.2	+8.7	9	8:23.1	+26.0	6
Penalty Time		18.9			49.0								
<b>12</b>	<b>88</b>	<b>SATO Keiichi</b>	<b>JPN</b>		<b>LW8</b>		<b>96</b>		<b>0</b>		<b>10:59.8</b>	<b>+1:06.3</b>	<b>12</b>
Cumulative Time		5:13.8	+32.7	13	9:28.5	+56.5	12				10:59.8	+1:06.3	12
Loop Time		5:13.8	+32.7	13	4:14.7	+38.7	9	1:31.3	+12.8	12			
Ski Time		5:13.8	+41.6	16	9:28.5	+1:20.3	15				10:59.8	+1:28.3	14
Shooting	0	31.4	+15.2	14	33.7	+17.5	14						
Range Time		54.0	+20.5	16	52.8	+19.1	14				1:46.8	+39.6	15
Course Time		4:15.9	+30.3	15	3:17.6	+24.6	15	1:31.3	+12.8	12	9:04.8	+1:07.7	15
Penalty Time		3.9			4.3								
<b>13</b>	<b>86</b>	<b>TONINELLI Cristian</b>	<b>ITA</b>		<b>LW8</b>		<b>96</b>		<b>1</b>		<b>11:20.1</b>	<b>+1:26.6</b>	<b>13</b>
Cumulative Time		5:13.2	+32.1	12	9:45.6	+1:13.6	13				11:20.1	+1:26.6	13
Loop Time		5:13.2	+32.1	12	4:32.4	+56.4	13	1:34.5	+16.0	14			
Ski Time		5:13.2	+41.0	15	9:30.6	+1:22.4	16				11:05.1	+1:33.6	16
Shooting	0	29.1	+12.9	12	33.3	+17.1	12						
Range Time		48.0	+14.5	13	52.6	+18.9	13				1:40.6	+33.4	13
Course Time		4:20.8	+35.2	16	3:20.3	+27.3	16	1:34.5	+16.0	14	9:15.6	+1:18.5	16
Penalty Time		4.4			19.5								
<b>14</b>	<b>77</b>	<b>SEREDA Dmytro</b>	<b>UKR</b>		<b>LW8</b>		<b>96</b>		<b>4</b>		<b>11:24.1</b>	<b>+1:30.6</b>	<b>14</b>
Cumulative Time		5:09.8	+28.7	11	9:50.1	+1:18.1	14				11:24.1	+1:30.6	14
Loop Time		5:09.8	+28.7	11	4:40.3	+1:04.3	14	1:34.0	+15.5	13			
Ski Time		4:54.8	+22.6	12	8:50.1	+41.9	10				10:24.1	+52.6	11
Shooting	1	24.2	+8.0	10	26.1	+9.9	9						
Range Time		42.4	+8.9	9	42.0	+8.3	6				1:24.4	+17.2	8
Course Time		4:08.0	+22.4	10	3:08.9	+15.9	10	1:34.0	+15.5	13	8:50.9	+53.8	11
Penalty Time		19.4			49.4								



## Competition Analysis

### Analisi della competizione

Rank	Bib	Name	NPC Code		Sport Class		%		T				
			Loop 1		Loop 2		Loop 3				Result	Behind	Rank
			Time	Rank	Time	Rank	Time	Rank					
<b>15</b>	<b>83</b>	<b>YUAN Mingshou</b>	<b>CHN</b>		<b>LW5/7</b>		<b>90</b>		<b>4</b>		<b>11:31.7</b>	<b>+1:38.2</b>	<b>15</b>
Cumulative Time		5:15.1	+34.0	14	10:00.8	+1:28.8	15				11:31.7	+1:38.2	15
Loop Time		5:15.1	+34.0	14	4:45.7	+1:09.7	15	1:30.9	+12.4	11			
Ski Time		5:00.1	+27.9	13	9:00.8	+52.6	13				10:31.7	+1:00.2	13
Shooting	1	27.7	+11.5	11	34.0	+17.8	15						
Range Time		44.6	+11.1	11	46.3	+12.6	12				1:30.9	+23.7	12
Course Time		4:11.9	+26.3	14	3:10.7	+17.7	12	1:30.9	+12.4	11	8:53.5	+56.4	12
Penalty Time		18.6			48.7								
<b>16</b>	<b>87</b>	<b>EGGER-RIEDMUELLER Stefan</b>	<b>AUT</b>		<b>LW4</b>		<b>96</b>		<b>2</b>		<b>11:48.1</b>	<b>+1:54.6</b>	<b>16</b>
Cumulative Time		5:21.0	+39.9	16	10:11.4	+1:39.4	16				11:48.1	+1:54.6	16
Loop Time		5:21.0	+39.9	16	4:50.4	+1:14.4	16	1:36.7	+18.2	15			
Ski Time		5:21.0	+48.8	17	9:41.4	+1:33.2	17				11:18.1	+1:46.6	17
Shooting	0	33.7	+17.5	15	33.6	+17.4	13						
Range Time		52.4	+18.9	14	53.0	+19.3	15				1:45.4	+38.2	14
Course Time		4:24.6	+39.0	18	3:23.3	+30.3	18	1:36.7	+18.2	15	9:24.6	+1:27.5	18
Penalty Time		4.0			34.1								
<b>17</b>	<b>89</b>	<b>TAVASCI Luca</b>	<b>SUI</b>		<b>LW8</b>		<b>96</b>		<b>4</b>		<b>12:40.4</b>	<b>+2:46.9</b>	<b>17</b>
Cumulative Time		5:55.6	+1:14.5	18	11:01.9	+2:29.9	17				12:40.4	+2:46.9	17
Loop Time		5:55.6	+1:14.5	18	5:06.3	+1:30.3	17	1:38.5	+20.0	18			
Ski Time		5:25.6	+53.4	18	10:01.9	+1:53.7	18				11:40.4	+2:08.9	18
Shooting	2	41.6	+25.4	17	53.5	+37.3	18						
Range Time		59.3	+25.8	17	1:09.2	+35.5	18				2:08.5	+1:01.3	18
Course Time		4:22.2	+36.6	17	3:23.0	+30.0	17	1:38.5	+20.0	18	9:23.7	+1:26.6	17
Penalty Time		34.1			34.1								
<b>18</b>	<b>81</b>	<b>LEHMKER Steffen</b>	<b>GER</b>		<b>LW6</b>		<b>95</b>		<b>7</b>		<b>12:46.0</b>	<b>+2:52.5</b>	<b>18</b>
Cumulative Time		5:37.9	+56.8	17	11:08.7	+2:36.7	18				12:46.0	+2:52.5	18
Loop Time		5:37.9	+56.8	17	5:30.8	+1:54.8	18	1:37.3	+18.8	16			
Ski Time		5:07.9	+35.7	14	9:23.7	+1:15.5	14				11:01.0	+1:29.5	15
Shooting	2	34.4	+18.2	16	37.7	+21.5	16						
Range Time		52.6	+19.1	15	55.5	+21.8	17				1:48.1	+40.9	16
Course Time		4:11.3	+25.7	13	3:15.7	+22.7	14	1:37.3	+18.8	16	9:04.3	+1:07.2	14
Penalty Time		34.0			1:19.6								
<b>Did Not Start</b>													
	<b>84</b>	<b>EHLER Alexander</b>	<b>GER</b>		<b>LW4</b>		<b>96</b>						

#### Legend:

= Equal sign indicates that two or more competitors share the same rank T Total penalties



## Competition Analysis

### Analisi della competizione

Rank	Bib	Name	NPC Code		Sport Class		%	T					
			Loop 1		Loop 2		Loop 3			Result	Behind	Rank	
			Time	Rank	Time	Rank	Time	Rank					
	<b>80</b>	<b>CAI Jiayun</b>					<b>CHN</b>	<b>LW8</b>	<b>96</b>	<b>0</b>	<b>10:33.4</b>	<b>0.0</b>	<b>1</b>
Cumulative Time		5:24.2	+14.5	2	9:16.2	+9.8	2				10:33.4	0.0	1
Loop Time		4:55.2	+17.5	2	3:52.0	0.0	1	1:17.2	0.0	1			
Shooting	0	20.8	+4.4	2	19.4	+7.1	2						
Range Time		40.8	+3.7	2	40.3	+2.8	2				1:21.1	+6.5	2
Course Time		4:10.4	+14.3	5	3:07.9	+7.6	4	1:17.2	0.0	1	8:35.5	+7.3	3
Penalty Time		3.9			3.7								
	<b>76</b>	<b>VOVCHYNSKYI Grygorii</b>					<b>UKR</b>	<b>LW8</b>	<b>96</b>	<b>0</b>	<b>10:33.6</b>	<b>+0.2</b>	<b>2</b>
Cumulative Time		5:09.7	0.0	1	9:06.4	0.0	1				10:33.6	+0.2	2
Loop Time		4:37.7	0.0	1	3:56.7	+4.7	3	1:27.2	+10.0	4			
Shooting	0	16.4	0.0	1	19.5	+7.2	3						
Range Time		37.1	0.0	1	37.5	0.0	1				1:14.6	0.0	1
Course Time		3:56.1	0.0	1	3:14.8	+14.5	5	1:27.2	+10.0	4	8:38.1	+9.9	4
Penalty Time		4.4			4.3								
	<b>75</b>	<b>MAIER Marco</b>					<b>GER</b>	<b>LW8</b>	<b>96</b>	<b>3</b>	<b>11:08.5</b>	<b>+35.1</b>	<b>3</b>
Cumulative Time		5:42.1	+32.4	3	9:43.3	+36.9	3				11:08.5	+35.1	3
Loop Time		5:18.1	+40.4	6	4:01.2	+9.2	4	1:25.2	+8.0	2			
Shooting	2	26.3	+9.9	6	21.0	+8.7	5						
Range Time		44.5	+7.4	4	41.4	+3.9	3				1:25.9	+11.3	3
Course Time		4:03.0	+6.9	3	3:02.2	+1.9	2	1:25.2	+8.0	2	8:30.4	+2.2	2
Penalty Time		30.5			17.6								
	<b>73</b>	<b>ARENDZ Mark</b>					<b>CAN</b>	<b>LW6</b>	<b>95</b>	<b>1</b>	<b>11:13.0</b>	<b>+39.6</b>	<b>4</b>
Cumulative Time		5:51.2	+41.5	5	9:46.5	+40.1	4				11:13.0	+39.6	4
Loop Time		5:12.2	+34.5	5	3:55.3	+3.3	2	1:26.5	+9.3	3			
Shooting	1	28.5	+12.1	10	27.0	+14.7	=9						
Range Time		47.8	+10.7	8	44.3	+6.8	4				1:32.1	+17.5	=6
Course Time		4:07.1	+11.0	4	3:07.1	+6.8	3	1:26.5	+9.3	3	8:40.7	+12.5	5
Penalty Time		17.2			3.9								
	<b>85</b>	<b>DRAHUN Serafym</b>					<b>UKR</b>	<b>LW8</b>	<b>96</b>	<b>4</b>	<b>12:02.9</b>	<b>+1:29.5</b>	<b>5</b>
Cumulative Time		5:57.6	+47.9	8	10:34.8	+1:28.4	6				12:02.9	+1:29.5	5
Loop Time		5:00.6	+22.9	3	4:37.2	+45.2	8	1:28.1	+10.9	7			
Shooting	1	23.8	+7.4	4	27.0	+14.7	=9						
Range Time		42.7	+5.6	3	46.1	+8.6	8				1:28.8	+14.2	4
Course Time		3:59.8	+3.7	2	3:00.3	0.0	1	1:28.1	+10.9	7	8:28.2	0.0	1
Penalty Time		18.0			50.7								
	<b>74</b>	<b>DAVIET Benjamin</b>					<b>FRA</b>	<b>LW2</b>	<b>93</b>	<b>2</b>	<b>12:05.0</b>	<b>+1:31.6</b>	<b>6</b>
Cumulative Time		5:57.0	+47.3	7	10:23.6	+1:17.2	5				12:05.0	+1:31.6	6
Loop Time		5:29.0	+51.3	8	4:26.6	+34.6	7	1:41.4	+24.2	11			
Shooting	1	23.2	+6.8	3	20.5	+8.2	4						
Range Time		46.5	+9.4	6	44.4	+6.9	=5				1:30.9	+16.3	5
Course Time		4:23.9	+27.8	9	3:23.3	+23.0	9	1:41.4	+24.2	11	9:28.6	+1:00.4	9
Penalty Time		18.6			18.8								
	<b>71</b>	<b>LIU Xiaobin</b>					<b>CHN</b>	<b>LW5/7</b>	<b>90</b>	<b>4</b>	<b>12:13.2</b>	<b>+1:39.8</b>	<b>7</b>
Cumulative Time		6:01.2	+51.5	9	10:45.6	+1:39.2	8				12:13.2	+1:39.8	7
Loop Time		5:44.2	+1:06.5	11	4:44.4	+52.4	10	1:27.6	+10.4	5			
Shooting	2	36.6	+20.2	15	37.3	+25.0	15						
Range Time		58.1	+21.0	15	55.9	+18.4	15				1:54.0	+39.4	15
Course Time		4:15.0	+18.9	7	3:19.2	+18.9	8	1:27.6	+10.4	5	9:01.8	+33.6	6
Penalty Time		31.0			29.3								



## Competition Analysis

### Analisi della competizione

Rank	Bib	Name	NPC Code		Sport Class		%	T					
Loop 1			Loop 2				Loop 3			Result	Behind	Rank	
		Time	Rank	Time	Rank	Time	Rank						
<b>8</b>	<b>82</b>	<b>WU Junbao</b>	<b>CHN</b>		<b>LW5/7</b>		<b>90</b>	<b>4</b>		<b>12:26.1</b>	<b>+1:52.7</b>	<b>8</b>	
Cumulative Time		5:55.4	+45.7	6	10:44.6	+1:38.2	7			12:26.1	+1:52.7	8	
Loop Time		5:55.4	+1:17.7	14	4:49.2	+57.2	12	1:41.5	+24.3	12			
Shooting	2	28.2	+11.8	9	12.3	0.0	1						
Range Time		49.8	+12.7	9	44.4	+6.9	=5			1:34.2	+19.6	8	
Course Time		4:32.2	+36.1	10	3:31.4	+31.1	12	1:41.5	+24.3	12	9:45.1	+1:16.9	11
Penalty Time		33.4			33.3								
<b>9</b>	<b>79</b>	<b>GERLITS Alexandr</b>	<b>KAZ</b>		<b>LW6</b>		<b>95</b>	<b>2</b>		<b>12:30.4</b>	<b>+1:57.0</b>	<b>9</b>	
Cumulative Time		6:36.5	+1:26.8	10	10:57.3	+1:50.9	9			12:30.4	+1:57.0	9	
Loop Time		5:19.5	+41.8	7	4:20.8	+28.8	6	1:33.1	+15.9	8			
Shooting	1	27.5	+11.1	7	23.2	+10.9	8						
Range Time		47.2	+10.1	7	44.9	+7.4	7			1:32.1	+17.5	=6	
Course Time		4:13.4	+17.3	6	3:17.2	+16.9	6	1:33.1	+15.9	8	9:03.7	+35.5	7
Penalty Time		18.9			18.6								
<b>10</b>	<b>77</b>	<b>SEREDA Dmytro</b>	<b>UKR</b>		<b>LW8</b>		<b>96</b>	<b>0</b>		<b>12:45.2</b>	<b>+2:11.8</b>	<b>10</b>	
Cumulative Time		7:03.8	+1:54.1	11	11:17.5	+2:11.1	11			12:45.2	+2:11.8	10	
Loop Time		5:08.8	+31.1	4	4:13.7	+21.7	5	1:27.7	+10.5	6			
Shooting	0	24.3	+7.9	5	21.3	+9.0	6						
Range Time		45.9	+8.8	5	50.7	+13.2	11			1:36.6	+22.0	9	
Course Time		4:18.2	+22.1	8	3:18.4	+18.1	7	1:27.7	+10.5	6	9:04.3	+36.1	8
Penalty Time		4.6			4.5								
<b>11</b>	<b>78</b>	<b>TABOURET Karl</b>	<b>FRA</b>		<b>LW3</b>		<b>87</b>	<b>4</b>		<b>12:55.8</b>	<b>+2:22.4</b>	<b>11</b>	
Cumulative Time		5:46.6	+36.9	4	11:04.3	+1:57.9	10			12:55.8	+2:22.4	11	
Loop Time		5:45.6	+1:07.9	12	5:17.7	+1:25.7	16	1:51.5	+34.3	16			
Shooting	1	27.8	+11.4	8	21.6	+9.3	7						
Range Time		50.7	+13.6	10	53.0	+15.5	12			1:43.7	+29.1	11	
Course Time		4:35.7	+39.6	13	3:34.3	+34.0	14	1:51.5	+34.3	16	10:01.5	+1:33.3	15
Penalty Time		19.1			50.3								
<b>12</b>	<b>88</b>	<b>SATO Keiichi</b>	<b>JPN</b>		<b>LW8</b>		<b>96</b>	<b>2</b>		<b>13:40.0</b>	<b>+3:06.6</b>	<b>12</b>	
Cumulative Time		7:17.9	+2:08.2	12	12:01.5	+2:55.1	12			13:40.0	+3:06.6	12	
Loop Time		5:47.9	+1:10.2	13	4:43.6	+51.6	9	1:38.5	+21.3	9			
Shooting	1	29.7	+13.3	12	31.7	+19.4	14						
Range Time		51.1	+14.0	11	54.7	+17.2	14			1:45.8	+31.2	12	
Course Time		4:36.9	+40.8	14	3:29.4	+29.1	10	1:38.5	+21.3	9	9:44.8	+1:16.6	10
Penalty Time		19.9			19.4								
<b>13</b>	<b>86</b>	<b>TONINELLI Cristian</b>	<b>ITA</b>		<b>LW8</b>		<b>96</b>	<b>2</b>		<b>14:01.9</b>	<b>+3:28.5</b>	<b>13</b>	
Cumulative Time		7:22.7	+2:13.0	13	12:14.9	+3:08.5	13			14:01.9	+3:28.5	13	
Loop Time		5:31.7	+54.0	9	4:52.2	+1:00.2	14	1:47.0	+29.8	14			
Shooting	0	29.1	+12.7	11	31.1	+18.8	12						
Range Time		51.7	+14.6	12	48.1	+10.6	9			1:39.8	+25.2	10	
Course Time		4:35.4	+39.3	12	3:30.6	+30.3	11	1:47.0	+29.8	14	9:53.0	+1:24.8	13
Penalty Time		4.6			33.4								
<b>14</b>	<b>83</b>	<b>YUAN Mingshou</b>	<b>CHN</b>		<b>LW5/7</b>		<b>90</b>	<b>3</b>		<b>14:20.9</b>	<b>+3:47.5</b>	<b>14</b>	
Cumulative Time		7:47.2	+2:37.5	14	12:37.3	+3:30.9	14			14:20.9	+3:47.5	14	
Loop Time		6:26.2	+1:48.5	16	4:50.1	+58.1	13	1:43.6	+26.4	13			
Shooting	2	32.9	+16.5	14	28.1	+15.8	11						
Range Time		56.8	+19.7	14	49.5	+12.0	10			1:46.3	+31.7	13	
Course Time		4:55.3	+59.2	16	3:42.0	+41.7	16	1:43.6	+26.4	13	10:20.9	+1:52.7	16
Penalty Time		34.1			18.5								



## Competition Analysis

Analisi della competizione

Rank	Bib	Name	NPC Code	Sport Class	%	T				Result	Behind	Rank		
		Loop 1	Loop 2		Loop 3						Result	Behind	Rank	
		Time	Rank	Time	Rank	Time	Rank				Result	Behind	Rank	
15	87	EGGER-RIEDMUELLER Stefan	AUT	LW4	96	1	14:21.2	+3:47.8	15	14:21.2	+3:47.8	15		
		Cumulative Time	7:55.9	+2:46.2	15	12:41.4	+3:35.0	15		14:21.2	+3:47.8	15		
		Loop Time	5:36.9	+59.2	10	4:45.5	+53.5	11	1:39.8	+22.6	10			
		Shooting	0	30.5	+14.1	13	1	31.6	+19.3	13				
		Range Time	54.4	+17.3	13	54.3	+16.8	13		1:48.7	+34.1	14		
		Course Time	4:38.1	+42.0	15	3:32.5	+32.2	13	1:39.8	+22.6	10	9:50.4	+1:22.2	12
		Penalty Time	4.4			18.7								
16	89	TAVASCI Luca	SUI	LW8	96	3	16:10.1	+5:36.7	16	16:10.1	+5:36.7	16		
		Cumulative Time	9:21.2	+4:11.5	16	14:22.5	+5:16.1	16		16:10.1	+5:36.7	16		
		Loop Time	6:10.2	+1:32.5	15	5:01.3	+1:09.3	15	1:47.6	+30.4	15			
		Shooting	2	39.1	+22.7	16	1	40.4	+28.1	16				
		Range Time	58.5	+21.4	16	1:04.5	+27.0	16		2:03.0	+48.4	16		
		Course Time	4:35.1	+39.0	11	3:35.4	+35.1	15	1:47.6	+30.4	15	9:58.1	+1:29.9	14
		Penalty Time	36.6			21.4								

### Did Not Start

72	ROMANIUK Serhii	UKR	LW8	96
81	LEHMKER Steffen	GER	LW6	95

### Legend:

= Equal sign indicates that two or more competitors share the same rank T Total penalties



Results  
Risultati

Rank	Bib	IBU ID	Name	NPC Code	Sport Class	%	Real Time	Delta	Calculated Time	S1	S2	T	Result
1	122	100367 100126	<b>KAZIK Oleksandr</b> Guide: KUCHERIAVYI Serhii	UKR	NS1	88	11:20.8		9:59.1	1	0	1	<b>10:14.1 Q</b>
2	125	100160 100284	<b>KOVALEVSKYI Anatolii</b> Guide: MUKSHYN Oleksandr	UKR	NS3	100	10:26.7	+27.6	10:26.7	0	0	0	<b>10:26.7 Q</b>
3	126	100679 100963	<b>YU Shuang</b> Guide: SHANG Jincai	CHN	NS3	100	10:12.0	+12.9	10:12.0	1	0	1	<b>10:27.0 Q</b>
4	124	100260 101016	<b>RESHETYNSKYI Iaroslav</b> Guide: DRAHUN Dmytro	UKR	NS3	100	10:44.5	+45.4	10:44.5	0	0	0	<b>10:44.5 Q</b>
5	135	100719 101014	<b>KRAVCHUK Ihor</b> Guide: DOTSENKO Andriy	UKR	NS3	100	10:53.4	+54.3	10:53.4	0	0	0	<b>10:53.4 Q</b>
6	121	100593 100907	<b>VOLKERT Lennart Mattis</b> Guide: KOLB Nils	GER	NS2	97	10:58.5	+40.9	10:38.7	0	1	1	<b>10:53.7 Q</b>
7	134	100678 101121	<b>DANG Hesong</b> Guide: LU Hongda	CHN	NS2	97	11:08.3	+50.7	10:48.3	1	0	1	<b>11:03.3 Q</b>
8	129	100366 100723	<b>SUIARKO Dmytro</b> Guide: NIKONOVYCH Oleksandr	UKR	NS3	100	11:06.7	+1:07.6	11:06.7	1	1	2	<b>11:36.7 Q</b>
9	128	100792 100620	<b>BIENKO Blazej</b> Guide: LANDA Michal	POL	NS3	100	11:48.0	+1:48.9	11:48.0	0	0	0	<b>11:48.0 Q</b>
10	130	100021 100891	<b>CHALENCON Anthony</b> Guide: MICHELON Florian	FRA	NS1	88	12:51.5	+1:30.7	11:18.9	3	1	4	<b>12:18.9 Q</b>
11	123	100215 100713	<b>MESSINGER Nico</b> Guide: WUNDERLE Robin	GER	NS2	97	11:36.3	+1:18.7	11:15.4	1	4	5	<b>12:30.4 Q</b>
12	133	100621 101224	<b>GIL Pawel</b> Guide: KOSZYK Radoslaw	POL	NS3	100	11:55.8	+1:56.7	11:55.8	1	2	3	<b>12:40.8 Q</b>
13	132	100856 100961	<b>KIM Minyeong</b> Guide: BYEON Juyeong	KOR	NS3	100	12:21.3	+2:22.2	12:21.3	2	1	3	<b>13:06.3 Q</b>
14	131	100615 101044	<b>LAJTMAN Alex</b> Guide: HAVRAN Marko	SVK	NS3	100	13:48.0	+3:48.9	13:48.0	0	0	0	<b>13:48.0</b>

Did Not Start					
127	100923 100969	<b>BOLD Theo</b> Guide: BOLD Jakob	GER	NS3	100

Jury Information			Course Information	
IBU Technical Delegate	SCHJERVEN Jens (NOR)		Course name	Standing BT Sprint Pursuit
IBU Referee	NEESER SCHLEGEL Hans Peter (SUI)		Height Difference (HD)	24m
Chief of Competition	WALDER Ulrich (ITA)		Maximum Climb (MC)	21m
Jury Member	RIBELA Leandro (BRA)		Total Climb (TC)	34/33m
Jury Member	XUE Hanfang (CHN)		Length of Lap	1139/1453m
IBU Race Director	RIIHIVUORI Tomi-Pekka (FIN)		Number of Laps	3



## Results

Risultati

Weather	Snow Condition	Temperature		Athletes/NPCs					
		Air	Snow	Entries	Ranked	DNF	DSQ	DNS	DQB
Mostly Clear	Spring conditions	11.8°C	0.0°C	15/7	14/7	0/0	0/0	1/1	0/0

**Note:**

All times except 'Real Time' are calculated times. Calculated time is the real time multiplied by the athlete's percentage.

Delta – Time difference of the competitor's real time and his/her real time equal to the winners result (skiing time).

**Legend:**

**DNF** Did not Finish

**DQB** Disqualified for unsportsmanlike behaviour

**NPS** Not Permitted to Start

**S1** Shooting Round 1

**T** Total Penalties

**DNS** Did not Start

**DSQ** Disqualified

**Q** Qualified

**S2** Shooting Round 2



## Results

### Risultati

Rank	Bib	IBU ID	Name	NPC Code	%	Time (Q)	Start Behind	S1	S2	T	Result/Behind
1	126	100679 100963	<b>YU Shuang</b> Guide: SHANG Jincai	CHN	100	10:27.0	+1:35.1	0	0	0	<b>11:39.2</b>
2	122	100367 100126	<b>KAZIK Oleksandr</b> Guide: KUCHERIAVYI Serhii	UKR	88	10:14.1	+26.5	0	1	1	<b>+13.8</b>
3	125	100160 100284	<b>KOVALEVSKYI Anatolii</b> Guide: MUKSHYN Oleksandr	UKR	100	10:26.7	+2:09.6	0	0	0	<b>+34.5</b>
4	121	100593 100907	<b>VOLKERT Lennart Mattis</b> Guide: KOLB Nils	GER	97	10:53.7	+2:28.7	0	1	1	<b>+1:12.3</b>
5	124	100260 101016	<b>RESHETYNSKYI Iaroslav</b> Guide: DRAHUN Dmytro	UKR	100	10:44.5	+3:02.8	1	0	1	<b>+1:27.8</b>
6	135	100719 101014	<b>KRAVCHUK Ihor</b> Guide: DOTSENKO Andriy	UKR	100	10:53.4	+3:08.5	2	0	2	<b>+1:33.5</b>
7	134	100678 101121	<b>DANG Hesong</b> Guide: LU Hongda	CHN	97	11:03.3	+3:05.4	0	3	3	<b>+1:49.0</b>
8	128	100792 100620	<b>BIENKO Blazej</b> Guide: LANDA Michal	POL	100	11:48.0	+5:12.6	0	1	1	<b>+3:37.5</b>
9	130	100021 100891	<b>CHALENCON Anthony</b> Guide: MICHELON Florian	FRA	88	12:18.9	+4:26.5	2	2	4	<b>+4:13.8</b>
10	133	100621 101224	<b>GIL Pawel</b> Guide: KOSZYK Radoslaw	POL	100	12:40.8	+6:10.6	1	2	3	<b>+4:35.5</b>
11	132	100856 100961	<b>KIM Minyeong</b> Guide: BYEON Juyeong	KOR	100	13:06.3	+8:07.4	3	1	4	<b>+6:32.3</b>
	131	100615 101044	<b>LAJTMAN Alex</b> Guide: HAVRAN Marko	SVK	100	13:48.0					<b>NQ</b>

#### Did Not Start

129	100366 100723	<b>SUIARKO Dmytro</b> Guide: NIKONOVYCH Oleksandr	UKR	100	11:36.7
123	100215 100713	<b>MESSINGER Nico</b> Guide: WUNDERLE Robin	GER	97	12:30.4
127	100923 100969	<b>BOLD Theo</b> Guide: BOLD Jakob	GER	100	

#### Jury Information

IBU Technical Delegate	SCHJERVEN Jens (NOR)
IBU Referee	NEESER SCHLEGEL Hans Peter (SUI)
Chief of Competition	WALDER Ulrich (ITA)
Jury Member	RIBELA Leandro (BRA)
Jury Member	XUE Hanfang (CHN)
IBU Race Director	RIIHIVUORI Tomi-Pekka (FIN)

#### Course Information

Course name	Standing BT Sprint Pursuit
Height Difference (HD)	24m
Maximum Climb (MC)	21m
Total Climb (TC)	34/33m
Length of Lap	1139/1453m
Number of Laps	3

Weather	Snow Condition	Temperature		Athletes/NPCs					
		Air	Snow	Entries	Ranked	DNF	DSQ	DNS	DQB
Mostly Sunny	Spring conditions	11.7°C	0.0°C	14/6	11/6	0/0	0/0	3/2	0/0

#### Legend:

<b>DNF</b>	Did not Finish	<b>DNS</b>	Did not Start
<b>DQB</b>	Disqualified for unsportsmanlike behaviour	<b>DSQ</b>	Disqualified
<b>NPS</b>	Not Permitted to Start	<b>NQ</b>	Not Qualified
<b>S1</b>	Shooting Round 1	<b>S2</b>	Shooting Round 2
<b>T</b>	Total Penalties		



## Competition Analysis

### Analisi della competizione

Rank	Bib	Name	NPC Code	Sport Class	%	T					
		Loop 1	Loop 2		Loop 3		Result	Behind	Rank		
		Time	Rank	Time	Rank	Time	Rank				
1	122	<b>KAZIK Oleksandr</b> Guide: KUCHERIAVYI Serhii	UKR	NS1	88	1	10:14.1	0.0	1		
		Cumulative Time	5:03.8	+5.6	3	8:55.5	0.0	1	10:14.1	0.0	1
		Loop Time	5:03.8	+5.6	3	3:51.7	0.0	1	1:18.6	+0.4	2
		Ski Time	4:48.8	0.0	1	8:40.5	0.0	1	9:59.1	0.0	1
	1	Shooting	32.9	+9.2	9	34.0	+11.9	10	1:53.8	+17.0	7
		Range Time	57.3	+7.8	9	56.5	+9.2	6	7:58.0	0.0	1
		Course Time	3:47.7	0.0	1	2:51.7	0.0	1	1:18.6	+0.4	2
		Penalty Time	18.8			3.5					
2	125	<b>KOVALEVSKYI Anatolii</b> Guide: MUKSHYN Oleksandr	UKR	NS3	100	0	10:26.7	+12.6	2		
		Cumulative Time	5:02.3	+4.1	2	9:04.7	+9.2	2	10:26.7	+12.6	2
		Loop Time	5:02.3	+4.1	2	4:02.4	+10.7	3	1:22.0	+3.8	5
		Ski Time	5:02.3	+13.5	4	9:04.7	+24.2	3	10:26.7	+27.6	3
	0	Shooting	23.9	+0.2	2	24.8	+2.7	4	1:39.9	+3.1	2
		Range Time	49.8	+0.3	2	50.1	+2.8	3	8:40.2	+42.2	4
		Course Time	4:09.2	+21.5	5	3:09.0	+17.3	5	1:22.0	+3.8	5
		Penalty Time	3.3			3.3					
3	126	<b>YU Shuang</b> Guide: SHANG Jincai	CHN	NS3	100	1	10:27.0	+12.9	3		
		Cumulative Time	5:13.8	+15.6	5	9:08.8	+13.3	3	10:27.0	+12.9	3
		Loop Time	5:13.8	+15.6	5	3:55.0	+3.3	2	1:18.2	0.0	1
		Ski Time	4:58.8	+10.0	3	8:53.8	+13.3	2	10:12.0	+12.9	2
	1	Shooting	29.0	+5.3	5	30.9	+8.8	8	1:45.9	+9.1	4
		Range Time	52.0	+2.5	4	53.9	+6.6	4	8:19.8	+21.8	2
		Course Time	4:03.6	+15.9	3	2:58.0	+6.3	2	1:18.2	0.0	1
		Penalty Time	18.2			3.1					
4	124	<b>RESHETYNSKYI Iaroslav</b> Guide: DRAHUN Dmytro	UKR	NS3	100	0	10:44.5	+30.4	4		
		Cumulative Time	4:58.2	0.0	1	9:12.9	+17.4	4	10:44.5	+30.4	4
		Loop Time	4:58.2	0.0	1	4:14.7	+23.0	6	1:31.6	+13.4	9
		Ski Time	4:58.2	+9.4	2	9:12.9	+32.4	4	10:44.5	+45.4	5
	0	Shooting	24.3	+0.6	3	33.8	+11.7	9	1:51.1	+14.3	6
		Range Time	51.6	+2.1	3	59.5	+12.2	10	8:45.9	+47.9	6
		Course Time	4:02.9	+15.2	2	3:11.4	+19.7	7	1:31.6	+13.4	9
		Penalty Time	3.7			3.8					
5	135	<b>KRAVCHUK Ihor</b> Guide: DOTSENKO Andriy	UKR	NS3	100	0	10:53.4	+39.3	5		
		Cumulative Time	5:17.2	+19.0	6	9:25.4	+29.9	5	10:53.4	+39.3	5
		Loop Time	5:17.2	+19.0	6	4:08.2	+16.5	4	1:28.0	+9.8	7
		Ski Time	5:17.2	+28.4	6	9:25.4	+44.9	6	10:53.4	+54.3	7
	0	Shooting	23.7	0.0	1	22.1	0.0	1	1:36.8	0.0	1
		Range Time	49.5	0.0	1	47.3	0.0	1	9:09.0	+1:11.0	10
		Course Time	4:23.9	+36.2	10	3:17.1	+25.4	8	1:28.0	+9.8	7
		Penalty Time	3.8			3.8					
6	121	<b>VOLKERT Lennart Mattis</b> Guide: KOLB Nils	GER	NS2	97	1	10:53.7	+39.6	6		
		Cumulative Time	5:06.1	+7.9	4	9:32.8	+37.3	6	10:53.7	+39.6	6
		Loop Time	5:06.1	+7.9	4	4:26.7	+35.0	7	1:20.9	+2.7	4
		Ski Time	5:06.1	+17.3	5	9:17.8	+37.3	5	10:38.7	+39.6	4
	0	Shooting	32.1	+8.4	8	39.8	+17.7	12	2:00.1	+23.3	10
		Range Time	56.6	+7.1	8	1:03.5	+16.2	11	8:31.3	+33.3	3
		Course Time	4:05.7	+18.0	4	3:04.7	+13.0	3	1:20.9	+2.7	4
		Penalty Time	3.8			18.5					



## Competition Analysis

### Analisi della competizione

Rank	Bib	Name	NPC Code		Sport Class		%	T			
Loop 1			Loop 2			Loop 3			Result	Behind	Rank
		Time	Rank	Time	Rank	Time	Rank				
7	134	<b>DANG Hesong</b>	CHN		NS2		97	1	11:03.3	+49.2	7
Guide: LU Hongda											
Cumulative Time		5:33.3	+35.1	8	9:43.1	+47.6	7		11:03.3	+49.2	7
Loop Time		5:33.3	+35.1	8	4:09.8	+18.1	5	1:20.2	+2.0	3	
Ski Time		5:18.3	+29.5	7	9:28.1	+47.6	7		10:48.3	+49.2	6
Shooting	1	29.4	+5.7	7	25.0	+2.9	5				
Range Time		52.7	+3.2	5	48.2	+0.9	2		1:40.9	+4.1	3
Course Time		4:21.8	+34.1	9	3:18.2	+26.5	10	1:20.2	+2.0	3	9:00.2
Penalty Time		18.8			3.4						8
8	129	<b>SUIARKO Dmytro</b>	UKR		NS3		100	2	11:36.7	+1:22.6	8
Guide: NIKONOVYCH Oleksandr											
Cumulative Time		5:35.7	+37.5	9	10:07.0	+1:11.5	8		11:36.7	+1:22.6	8
Loop Time		5:35.7	+37.5	9	4:31.3	+39.6	8	1:29.7	+11.5	8	
Ski Time		5:20.7	+31.9	8	9:37.0	+56.5	8		11:06.7	+1:07.6	8
Shooting	1	29.3	+5.6	6	24.1	+2.0	3				
Range Time		56.0	+6.5	7	54.8	+7.5	5		1:50.8	+14.0	5
Course Time		4:20.7	+33.0	8	3:17.4	+25.7	9	1:29.7	+11.5	8	9:07.8
Penalty Time		19.0			19.1						9
9	128	<b>BIENKO Blazej</b>	POL		NS3		100	0	11:48.0	+1:33.9	9
Guide: LANDA Michal											
Cumulative Time		5:31.2	+33.0	7	10:10.2	+1:14.7	9		11:48.0	+1:33.9	9
Loop Time		5:31.2	+33.0	7	4:39.0	+47.3	10	1:37.8	+19.6	11	
Ski Time		5:31.2	+42.4	10	10:10.2	+1:29.7	12		11:48.0	+1:48.9	11
Shooting	0	27.1	+3.4	4	30.7	+8.6	7				
Range Time		55.1	+5.6	6	59.4	+12.1	9		1:54.5	+17.7	8
Course Time		4:32.0	+44.3	12	3:35.2	+43.5	12	1:37.8	+19.6	11	9:45.0
Penalty Time		4.1			4.4						11
10	130	<b>CHALENCON Anthony</b>	FRA		NS1		88	4	12:18.9	+2:04.8	10
Guide: MICHELON Florian											
Cumulative Time		6:18.8	+1:20.6	12	10:52.2	+1:56.7	10		12:18.9	+2:04.8	10
Loop Time		6:18.8	+1:20.6	12	4:33.4	+41.7	9	1:26.7	+8.5	6	
Ski Time		5:33.8	+45.0	12	9:52.2	+1:11.7	10		11:18.9	+1:19.8	10
Shooting	3	55.8	+32.1	13	43.7	+21.6	13				
Range Time		1:18.7	+29.2	13	1:07.6	+20.3	13		2:26.3	+49.5	13
Course Time		4:11.6	+23.9	7	3:07.2	+15.5	4	1:26.7	+8.5	6	8:45.5
Penalty Time		48.5			18.6						5
11	123	<b>MESSINGER Nico</b>	GER		NS2		97	5	12:30.4	+2:16.3	11
Guide: WUNDERLE Robin											
Cumulative Time		5:38.9	+40.7	10	10:58.7	+2:03.2	12		12:30.4	+2:16.3	11
Loop Time		5:38.9	+40.7	10	5:19.8	+1:28.1	13	1:31.7	+13.5	10	
Ski Time		5:23.9	+35.1	9	9:43.7	+1:03.2	9		11:15.4	+1:16.3	9
Shooting	1	42.3	+18.6	12	38.4	+16.3	11				
Range Time		1:08.5	+19.0	12	1:05.3	+18.0	12		2:13.8	+37.0	12
Course Time		4:11.3	+23.6	6	3:10.9	+19.2	6	1:31.7	+13.5	10	8:53.9
Penalty Time		19.1			1:03.6						7
12	133	<b>GIL Pawel</b>	POL		NS3		100	3	12:40.8	+2:26.7	12
Guide: KOSZYK Radoslaw											
Cumulative Time		5:47.8	+49.6	11	10:52.6	+1:57.1	11		12:40.8	+2:26.7	12
Loop Time		5:47.8	+49.6	11	5:04.8	+1:13.1	12	1:48.2	+30.0	13	
Ski Time		5:32.8	+44.0	11	10:07.6	+1:27.1	11		11:55.8	+1:56.7	12
Shooting	1	33.3	+9.6	10	23.3	+1.2	2				
Range Time		1:00.4	+10.9	10	57.8	+10.5	7		1:58.2	+21.4	9
Course Time		4:28.2	+40.5	11	3:32.5	+40.8	11	1:48.2	+30.0	13	9:48.9
Penalty Time		19.2			34.5						12



## Competition Analysis

### Analisi della competizione

Rank	Bib	Name	NPC Code	Sport Class	%	T				
		Loop 1	Loop 2		Loop 3			Result	Behind	Rank
		Time	Rank	Time	Rank	Time	Rank			
13	132	<b>KIM Minyeong</b> Guide: BYEON Juyeong	KOR	NS3	100		3	13:06.3	+2:52.2	13
Cumulative Time		6:26.6	+1:28.4	13	11:24.4	+2:28.9	13			
Loop Time		6:26.6	+1:28.4	13	4:57.8	+1:06.1	11	1:41.9	+23.7	12
Ski Time		5:56.6	+1:07.8	13	10:39.4	+1:58.9	13			
Shooting	2	34.6	+10.9	11	25.2	+3.1	6			
Range Time		1:06.2	+16.7	11	58.4	+11.1	8			
Course Time		4:46.3	+58.6	13	3:40.4	+48.7	13	1:41.9	+23.7	12
Penalty Time		34.1			19.0					
14	131	<b>LAJTMAN Alex</b> Guide: HAVRAN Marko	SVK	NS3	100		0	13:48.0	+3:33.9	14
Cumulative Time		6:30.5	+1:32.3	14	11:51.7	+2:56.2	14			
Loop Time		6:30.5	+1:32.3	14	5:21.2	+1:29.5	14	1:56.3	+38.1	14
Ski Time		6:30.5	+1:41.7	14	11:51.7	+3:11.2	14			
Shooting	0	59.1	+35.4	14	44.4	+22.3	14			
Range Time		1:29.7	+40.2	14	1:15.7	+28.4	14			
Course Time		4:56.4	+1:08.7	14	4:01.2	+1:09.5	14	1:56.3	+38.1	14
Penalty Time		4.4			4.3					
<b>Did Not Start</b>										
	127	<b>BOLD Theo</b> Guide: BOLD Jakob	GER	NS3	100					

Legend:  
T Total penalties



## Competition Analysis

### Analisi della competizione

Rank	Bib	Name	NPC Code	Sport Class	%	T								
		Loop 1	Loop 2		Loop 3			Result	Behind	Rank				
		Time	Rank	Time	Rank	Time	Rank							
1	126	<b>YU Shuang</b> Guide: SHANG Jincai	CHN	NS3	100		0	11:39.2	0.0	1				
		Cumulative Time	6:18.7	+50.0	2	10:09.9	0.0	1			11:39.2	0.0	1	
		Loop Time	4:43.7	0.0	1	3:51.2	0.0	1	1:29.3	+1.6	2			
		Shooting	0	21.3	0.0	1	0	20.8	+0.2	2				
		Range Time	43.6	0.0	1	42.6	0.0	1			1:26.2	0.0	1	
		Course Time	3:56.5	0.0	1	3:05.3	0.0	1	1:29.3	+1.6	2	8:31.1	0.0	1
		Penalty Time	3.5			3.3								
2	122	<b>KAZIK Oleksandr</b> Guide: KUCHERIAVYI Serhii	UKR	NS1	88		1	11:53.0	+13.8	2				
		Cumulative Time	5:28.7	0.0	1	10:19.9	+10.0	2			11:53.0	+13.8	2	
		Loop Time	5:28.7	+45.0	6	4:51.2	+1:00.0	6	1:33.1	+5.4	5			
		Shooting	0	31.0	+9.7	9	1	34.7	+14.1	10				
		Range Time	1:02.3	+18.7	9	1:12.5	+29.9	10			2:14.8	+48.6	10	
		Course Time	4:21.7	+25.2	7	3:18.6	+13.3	5	1:33.1	+5.4	5	9:13.4	+42.3	7
		Penalty Time	4.7			20.1								
3	125	<b>KOVALEVSKYI Anatolii</b> Guide: MUKSHYN Oleksandr	UKR	NS3	100		0	12:13.7	+34.5	3				
		Cumulative Time	6:31.4	+1:02.7	3	10:40.8	+30.9	3			12:13.7	+34.5	3	
		Loop Time	4:57.4	+13.7	2	4:09.4	+18.2	2	1:32.9	+5.2	4			
		Shooting	0	22.7	+1.4	3	0	32.0	+11.4	6				
		Range Time	48.3	+4.7	3	57.6	+15.0	6			1:45.9	+19.7	4	
		Course Time	4:05.5	+9.0	2	3:08.4	+3.1	3	1:32.9	+5.2	4	8:46.8	+15.7	2
		Penalty Time	3.6			3.4								
4	121	<b>VOLKERT Lennart Mattis</b> Guide: KOLB Nils	GER	NS2	97		1	12:51.5	+1:12.3	4				
		Cumulative Time	6:48.8	+1:20.1	4	11:10.0	+1:00.1	4			12:51.5	+1:12.3	4	
		Loop Time	5:05.8	+22.1	4	4:21.2	+30.0	5	1:41.5	+13.8	7			
		Shooting	0	27.7	+6.4	8	1	29.8	+9.2	5				
		Range Time	53.1	+9.5	6	55.5	+12.9	5			1:48.6	+22.4	6	
		Course Time	4:08.8	+12.3	3	3:07.0	+1.7	2	1:41.5	+13.8	7	8:57.3	+26.2	4
		Penalty Time	3.8			18.6								
5	124	<b>RESHETYNSKYI Iaroslav</b> Guide: DRAHUN Dmytro	UKR	NS3	100		1	13:07.0	+1:27.8	5				
		Cumulative Time	7:15.0	+1:46.3	6	11:30.6	+1:20.7	5			13:07.0	+1:27.8	5	
		Loop Time	5:23.0	+39.3	5	4:15.6	+24.4	4	1:36.4	+8.7	6			
		Shooting	1	23.8	+2.5	4	0	23.7	+3.1	3				
		Range Time	49.3	+5.7	4	50.6	+8.0	3			1:39.9	+13.7	3	
		Course Time	4:14.7	+18.2	6	3:20.8	+15.5	7	1:36.4	+8.7	6	9:11.9	+40.8	6
		Penalty Time	18.9			4.1								
6	135	<b>KRAVCHUK Ihor</b> Guide: DOTSENKO Andriy	UKR	NS3	100		2	13:12.7	+1:33.5	6				
		Cumulative Time	7:31.8	+2:03.1	7	11:42.5	+1:32.6	6			13:12.7	+1:33.5	6	
		Loop Time	5:30.8	+47.1	7	4:10.7	+19.5	3	1:30.2	+2.5	3			
		Shooting	2	21.4	+0.1	2	0	20.6	0.0	1				
		Range Time	46.6	+3.0	2	46.3	+3.7	2			1:32.9	+6.7	2	
		Course Time	4:12.8	+16.3	5	3:20.4	+15.1	6	1:30.2	+2.5	3	9:03.4	+32.3	5
		Penalty Time	31.3			3.9								
7	134	<b>DANG Hesong</b> Guide: LU Hongda	CHN	NS2	97		3	13:28.2	+1:49.0	7				
		Cumulative Time	6:57.7	+1:29.0	5	12:00.5	+1:50.6	7			13:28.2	+1:49.0	7	
		Loop Time	5:05.7	+22.0	3	5:02.8	+1:11.6	9	1:27.7	0.0	1			
		Shooting	0	25.8	+4.5	6	3	34.4	+13.8	8				
		Range Time	50.8	+7.2	5	59.8	+17.2	7			1:50.6	+24.4	7	
		Course Time	4:11.1	+14.6	4	3:17.4	+12.1	4	1:27.7	0.0	1	8:56.2	+25.1	3
		Penalty Time	3.8			45.6								



## Competition Analysis

### Analisi della competizione

Rank	Bib	Name	NPC Code	Sport Class	%	T				
		Loop 1	Loop 2		Loop 3		Result	Behind	Rank	
		Time	Rank	Time	Rank	Time	Rank			
8	128	<b>BIENKO Blazej</b> Guide: LANDA Michal	POL	NS3	100		1	15:16.7	+3:37.5	8
Cumulative Time		8:28.1	+2:59.4	8	13:24.0	+3:14.1	8	15:16.7	+3:37.5	8
Loop Time		5:32.1	+48.4	8	4:55.9	+1:04.7	7	1:52.7	+25.0	11
Shooting		0	25.0	+3.7	5	34.6	+14.0	9		
Range Time		54.0	+10.4	7	1:04.2	+21.6	9	1:58.2	+32.0	8
Course Time		4:33.7	+37.2	9	3:31.2	+25.9	8	1:52.7	+25.0	11
Penalty Time		4.4			20.4					
9	130	<b>CHALENCON Anthony</b> Guide: MICHELON Florian	FRA	NS1	88		4	15:53.0	+4:13.8	9
Cumulative Time		8:36.0	+3:07.3	9	14:06.9	+3:57.0	9	15:53.0	+4:13.8	9
Loop Time		6:31.0	+1:47.3	10	5:30.9	+1:39.7	11	1:46.1	+18.4	9
Shooting		2	37.8	+16.5	11	38.9	+18.3	11		
Range Time		1:10.5	+26.9	11	1:13.4	+30.8	11	2:23.9	+57.7	11
Course Time		4:43.1	+46.6	10	3:39.6	+34.3	10	1:46.1	+18.4	9
Penalty Time		37.4			37.9					
10	133	<b>GIL Pawel</b> Guide: KOSZYK Radoslaw	POL	NS3	100		3	16:14.7	+4:35.5	10
Cumulative Time		9:32.0	+4:03.3	10	14:32.9	+4:23.0	10	16:14.7	+4:35.5	10
Loop Time		5:44.0	+1:00.3	9	5:00.9	+1:09.7	8	1:41.8	+14.1	8
Shooting		1	27.0	+5.7	7	24.1	+3.5	4		
Range Time		54.9	+11.3	8	53.6	+11.0	4	1:48.5	+22.3	5
Course Time		4:29.7	+33.2	8	3:31.9	+26.6	9	1:41.8	+14.1	8
Penalty Time		19.4			35.4					
11	132	<b>KIM Minyeong</b> Guide: BYEON Juyeong	KOR	NS3	100		4	18:11.5	+6:32.3	11
Cumulative Time		11:05.8	+5:37.1	11	16:21.6	+6:11.7	11	18:11.5	+6:32.3	11
Loop Time		6:51.8	+2:08.1	11	5:15.8	+1:24.6	10	1:49.9	+22.2	10
Shooting		3	34.1	+12.8	10	33.6	+13.0	7		
Range Time		1:06.3	+22.7	10	1:03.9	+21.3	8	2:10.2	+44.0	9
Course Time		4:53.4	+56.9	11	3:51.7	+46.4	11	1:49.9	+22.2	10
Penalty Time		52.0			20.1					
<b>Did Not Start</b>										
129		<b>SUIARKO Dmytro</b> Guide: NIKONOVYCH Oleksandr	UKR	NS3	100					
123		<b>MESSINGER Nico</b> Guide: WUNDERLE Robin	GER	NS2	97					

Legend:  
T Total penalties



Results  
Risultati

Rank	Bib	IBU ID	Name	NPC Code	Sport Class	%	Real Time	Delta	Calculated Time	S1	S2	T	Result
1	1	100299	GRETSCH Kendall	USA	LW11.5	96	9:52.8		9:29.1	0	0	0	9:29.1 Q
2	3	100857	KIM Yunji	KOR	LW10.5	87	10:37.7	-16.3	9:14.8	1	0	1	9:29.8 Q
3	2	100607	WANG Shiyu	CHN	LW12	100	10:04.1	+35.0	10:04.1	0	2	2	10:34.1 Q
4	5	100054	WICKER Anja	GER	LW10	86	11:20.6	+18.9	9:45.3	4	0	4	10:45.3 Q
4	6	100052	ESKAU Andrea	GER	LW11	93	11:17.7	+1:05.8	10:30.3	1	0	1	10:45.3 Q
6	9	100699	ZHAI Yuxin	CHN	LW12	100	10:37.6	+1:08.5	10:37.6	1	0	1	10:52.6 Q
7	4	100278	MASTERS Oksana	USA	LW12	100	9:53.8	+24.7	9:53.8	3	1	4	10:53.8 Q
8	12	101137	PARKER Lauren	AUS	LW10	86	12:38.6	+1:36.9	10:52.4	2	0	2	11:22.4 Q
9	10	100518	SHAN Yilin	CHN	LW12	100	10:58.0	+1:28.9	10:58.0	2	0	2	11:28.0 Q
10	7	100855	HAN Seunghee	KOR	LW10	86	12:51.8	+1:50.1	11:03.7	1	1	2	11:33.7 Q
11	11	100721	MARTIN Erin	USA	LW10	86	13:12.0	+2:10.3	11:21.1	0	1	1	11:36.1 Q
12	8	100872	de SENA SOUZA Elena Regina	BRA	LW12	100	12:12.2	+2:43.1	12:12.2	0	0	0	12:12.2 Q

Jury Information			Course Information		
IBU Technical Delegate	SCHJERVEN Jens (NOR)		Course name	Sit Ski BT Sprint Pursuit	
IBU Referee	NEESER SCHLEGEL Hans Peter (SUI)		Height Difference (HD)	5m	
Chief of Competition	WALDER Ulrich (ITA)		Maximum Climb (MC)	4m	
Jury Member	RIBELA Leandro (BRA)		Total Climb (TC)	12/11m	
Jury Member	XUE Hanfang (CHN)		Length of Lap	851/1164m	
IBU Race Director	RIIHIVUORI Tomi-Pekka (FIN)		Number of Laps	3	

Weather	Snow Condition	Temperature		Athletes/NPCs					
		Air	Snow	Entries	Ranked	DNF	DSQ	DNS	DQB
Few clouds	Packed	9.6°C	0.0°C	12/6	12/6	0/0	0/0	0/0	0/0

**Note:**  
All times except 'Real Time' are calculated times. Calculated time is the real time multiplied by the athlete's percentage.  
Delta – Time difference of the competitor's real time and his/her real time equal to the winners result (skiing time).

Legend:	
<b>DNF</b> Did not Finish	<b>DNS</b> Did not Start
<b>DQB</b> Disqualified for unsportsmanlike behaviour	<b>DSQ</b> Disqualified
<b>NPS</b> Not Permitted to Start	<b>Q</b> Qualified
<b>S1</b> Shooting Round 1	<b>S2</b> Shooting Round 2
<b>T</b> Total Penalties	



Results  
Risultati

Rank	Bib	IBU ID	Name	NPC Code	%	Time (Q)	Start Behind	S1	S2	T	Result/Behind
1	1	100299	GRETSCH Kendall	USA	96	9:29.1	+34.7	0	0	0	11:33.1
2	3	100857	KIM Yunji	KOR	87	9:29.8	-24.8	0	2	2	+8.5
3	5	100054	WICKER Anja	GER	86	10:45.3	+24.1	0	0	0	+1:06.0
4	2	100607	WANG Shiyu	CHN	100	10:34.1	+2:38.5	0	1	1	+1:37.4
5	9	100699	ZHAI Yuxin	CHN	100	10:52.6	+2:54.8	0	0	0	+1:53.8
6	4	100278	MASTERS Oksana	USA	100	10:53.8	+3:19.0	1	2	3	+2:18.0
7	6	100052	ESKAU Andrea	GER	93	10:45.3	+3:06.9	2	0	2	+2:53.5
8	10	100518	SHAN Yilin	CHN	100	11:28.0	+5:10.8	0	2	2	+4:09.8
9	7	100855	HAN Seunghee	KOR	86	11:33.7	+3:56.6	0	1	1	+4:38.4
10	12	101137	PARKER Lauren	AUS	86	11:22.4	+3:57.5	0	2	2	+4:39.4
11	11	100721	MARTIN Erin	USA	86	11:36.1	+5:22.6	1	1	2	+6:04.4
12	8	100872	de SENA SOUZA Elena Regina	BRA	100	12:12.2	+7:10.1	2	1	3	+6:09.1

Jury Information		Course Information	
IBU Technical Delegate	SCHJERVEN Jens (NOR)	Course name	Sit Ski BT Sprint Pursuit
IBU Referee	NEESER SCHLEGEL Hans Peter (SUI)	Height Difference (HD)	5m
Chief of Competition	WALDER Ulrich (ITA)	Maximum Climb (MC)	4m
Jury Member	RIBELA Leandro (BRA)	Total Climb (TC)	12/11m
Jury Member	XUE Hanfang (CHN)	Length of Lap	851/1164m
IBU Race Director	RIIHIVUORI Tomi-Pekka (FIN)	Number of Laps	3

Weather	Snow Condition	Temperature		Athletes/NPCs					
		Air	Snow	Entries	Ranked	DNF	DSQ	DNS	DQB
Mostly Sunny	Spring conditions	12.4°C	0.0°C	12/6	12/6	0/0	0/0	0/0	0/0

Legend:	
<b>DNF</b> Did not Finish	<b>DNS</b> Did not Start
<b>DQB</b> Disqualified for unsportsmanlike behaviour	<b>DSQ</b> Disqualified
<b>NPS</b> Not Permitted to Start	<b>S1</b> Shooting Round 1
<b>S2</b> Shooting Round 2	<b>T</b> Total Penalties



## Competition Analysis

### Analisi della competizione

Rank	Bib	Name	NPC Code		Sport Class		%		T				
Loop 1			Loop 2			Loop 3			Result	Behind	Rank		
	Time	Rank	Time	Rank	Time	Rank							
1	1	<b>GRETSCH Kendall</b>	USA		LW11.5 96		0		0		<b>9:29.1</b>	<b>0.0</b>	<b>1</b>
Cumulative Time	4:32.7	0.0	1	8:12.7	0.0	1					9:29.1	0.0	1
Loop Time	4:32.7	0.0	1	3:40.0	+7.2	2	1:16.4	+4.3	2				
Ski Time	4:32.7	+2.8	2	8:12.7	+10.0	2					9:29.1	+14.3	2
Shooting	0	22.8	0.0	1	25.6	0.0	1						
Range Time	45.4	0.0	1	48.7	+2.7	2					1:34.1	0.0	1
Course Time	3:42.0	+10.9	4	2:46.5	+4.5	3	1:16.4	+4.3	2		7:44.9	+15.6	3
Penalty Time	5.3			4.8									
2	3	<b>KIM Yunji</b>	KOR		LW10.5 87		1		1		<b>9:29.8</b>	<b>+0.7</b>	<b>2</b>
Cumulative Time	4:44.9	+12.2	2	8:17.7	+5.0	2					9:29.8	+0.7	2
Loop Time	4:44.9	+12.2	2	3:32.8	0.0	1	1:12.1	0.0	1				
Ski Time	4:29.9	0.0	1	8:02.7	0.0	1					9:14.8	0.0	1
Shooting	1	34.7	+11.9	3	30.4	+4.8	2						
Range Time	49.5	+4.1	2	46.0	0.0	1					1:35.5	+1.4	2
Course Time	3:35.2	+4.1	2	2:42.0	0.0	1	1:12.1	0.0	1		7:29.3	0.0	1
Penalty Time	20.2			4.8									
3	2	<b>WANG Shiyu</b>	CHN		LW12 100		2		2		<b>10:34.1</b>	<b>+1:05.0</b>	<b>3</b>
Cumulative Time	4:45.2	+12.5	3	9:14.1	+1:01.4	3					10:34.1	+1:05.0	3
Loop Time	4:45.2	+12.5	3	4:28.9	+56.1	9	1:20.0	+7.9	6				
Ski Time	4:45.2	+15.3	5	8:44.1	+41.4	5					10:04.1	+49.3	5
Shooting	0	24.7	+1.9	2	31.2	+5.6	3						
Range Time	50.3	+4.9	3	55.0	+9.0	5					1:45.3	+11.2	3
Course Time	3:49.7	+18.6	5	2:59.1	+17.1	6	1:20.0	+7.9	6		8:08.8	+39.5	5
Penalty Time	5.2			34.8									
4	5	<b>WICKER Anja</b>	GER		LW10 86		4		4		<b>10:45.3</b>	<b>+1:16.2</b>	<b>4</b>
Cumulative Time	5:42.9	+1:10.2	10	9:28.1	+1:15.4	5					10:45.3	+1:16.2	4
Loop Time	5:42.9	+1:10.2	10	3:45.2	+12.4	3	1:17.2	+5.1	4				
Ski Time	4:42.9	+13.0	4	8:28.1	+25.4	3					9:45.3	+30.5	3
Shooting	4	42.5	+19.7	7	34.9	+9.3	5						
Range Time	58.1	+12.7	5	51.1	+5.1	3					1:49.2	+15.1	5
Course Time	3:39.6	+8.5	3	2:49.0	+7.0	4	1:17.2	+5.1	4		7:45.8	+16.5	4
Penalty Time	1:05.2			5.1									
4	6	<b>ESKAU Andrea</b>	GER		LW11 93		1		1		<b>10:45.3</b>	<b>+1:16.2</b>	<b>4</b>
Cumulative Time	5:18.4	+45.7	4	9:24.8	+1:12.1	4					10:45.3	+1:16.2	4
Loop Time	5:18.4	+45.7	4	4:06.4	+33.6	4	1:20.5	+8.4	7				
Ski Time	5:03.4	+33.5	6	9:09.8	+1:07.1	6					10:30.3	+1:15.5	6
Shooting	1	38.4	+15.6	6	37.6	+12.0	6						
Range Time	1:00.4	+15.0	7	1:00.1	+14.1	6					2:00.5	+26.4	6
Course Time	3:57.2	+26.1	8	3:00.6	+18.6	7	1:20.5	+8.4	7		8:18.3	+49.0	7
Penalty Time	20.8			5.7									
6	9	<b>ZHAI Yuxin</b>	CHN		LW12 100		1		1		<b>10:52.6</b>	<b>+1:23.5</b>	<b>6</b>
Cumulative Time	5:22.6	+49.9	6	9:33.1	+1:20.4	6					10:52.6	+1:23.5	6
Loop Time	5:22.6	+49.9	6	4:10.5	+37.7	5	1:19.5	+7.4	5				
Ski Time	5:07.6	+37.7	7	9:18.1	+1:15.4	7					10:37.6	+1:22.8	7
Shooting	1	46.2	+23.4	10	42.0	+16.4	9						
Range Time	1:10.3	+24.9	11	1:07.3	+21.3	8					2:17.6	+43.5	10
Course Time	3:51.6	+20.5	6	2:58.3	+16.3	5	1:19.5	+7.4	5		8:09.4	+40.1	6
Penalty Time	20.7			4.9									
7	4	<b>MASTERS Oksana</b>	USA		LW12 100		4		4		<b>10:53.8</b>	<b>+1:24.7</b>	<b>7</b>
Cumulative Time	5:22.1	+49.4	5	9:37.1	+1:24.4	7					10:53.8	+1:24.7	7
Loop Time	5:22.1	+49.4	5	4:15.0	+42.2	6	1:16.7	+4.6	3				
Ski Time	4:37.1	+7.2	3	8:37.1	+34.4	4					9:53.8	+39.0	4
Shooting	3	37.3	+14.5	5	42.8	+17.2	10						
Range Time	1:00.1	+14.7	6	1:07.6	+21.6	9					2:07.7	+33.6	8
Course Time	3:31.1	0.0	1	2:46.1	+4.1	2	1:16.7	+4.6	3		7:33.9	+4.6	2
Penalty Time	50.9			21.3									



## Competition Analysis

### Analisi della competizione

Rank	Bib	Name	NPC Code		Sport Class		%		T				
			Loop 1		Loop 2		Loop 3				Result	Behind	Rank
			Time	Rank	Time	Rank	Time	Rank					
8	12	<b>PARKER Lauren</b>	AUS		LW10		86		2		<b>11:22.4</b>	<b>+1:53.3</b>	<b>8</b>
Cumulative Time		5:40.6	+1:07.9	9	10:01.0	+1:48.3	8				11:22.4	+1:53.3	8
Loop Time		5:40.6	+1:07.9	9	4:20.4	+47.6	8	1:21.4	+9.3	8			
Ski Time		5:10.6	+40.7	8	9:31.0	+1:28.3	8				10:52.4	+1:37.6	8
Shooting	2	48.1	+25.3	11	0	49.7	+24.1	11					
Range Time		1:08.2	+22.8	9	1:10.4	+24.4	11				2:18.6	+44.5	11
Course Time		3:55.8	+24.7	7	3:03.0	+21.0	9	1:21.4	+9.3	8	8:20.2	+50.9	8
Penalty Time		36.6			7.0								
9	10	<b>SHAN Yilin</b>	CHN		LW12		100		2		<b>11:28.0</b>	<b>+1:58.9</b>	<b>9</b>
Cumulative Time		5:49.1	+1:16.4	11	10:06.0	+1:53.3	9				11:28.0	+1:58.9	9
Loop Time		5:49.1	+1:16.4	11	4:16.9	+44.1	7	1:22.0	+9.9	9			
Ski Time		5:19.1	+49.2	10	9:36.0	+1:33.3	9				10:58.0	+1:43.2	9
Shooting	2	43.7	+20.9	9	0	41.9	+16.3	8					
Range Time		1:08.3	+22.9	10	1:08.4	+22.4	10				2:16.7	+42.6	9
Course Time		4:04.9	+33.8	9	3:02.4	+20.4	8	1:22.0	+9.9	9	8:29.3	+1:00.0	9
Penalty Time		35.9			6.1								
10	7	<b>HAN Seunghee</b>	KOR		LW10		86		2		<b>11:33.7</b>	<b>+2:04.6</b>	<b>10</b>
Cumulative Time		5:30.4	+57.7	8	10:06.6	+1:53.9	11				11:33.7	+2:04.6	10
Loop Time		5:30.4	+57.7	8	4:36.2	+1:03.4	10	1:27.1	+15.0	10			
Ski Time		5:15.4	+45.5	9	9:36.6	+1:33.9	10				11:03.7	+1:48.9	10
Shooting	1	35.2	+12.4	4	1	33.9	+8.3	4					
Range Time		54.2	+8.8	4	54.9	+8.9	4				1:49.1	+15.0	4
Course Time		4:15.8	+44.7	12	3:20.5	+38.5	12	1:27.1	+15.0	10	9:03.4	+1:34.1	11
Penalty Time		20.4			20.8								
11	11	<b>MARTIN Erin</b>	USA		LW10		86		1		<b>11:36.1</b>	<b>+2:07.0</b>	<b>11</b>
Cumulative Time		5:23.3	+50.6	7	10:06.3	+1:53.6	10				11:36.1	+2:07.0	11
Loop Time		5:23.3	+50.6	7	4:43.0	+1:10.2	11	1:29.8	+17.7	11			
Ski Time		5:23.3	+53.4	11	9:51.3	+1:48.6	11				11:21.1	+2:06.3	11
Shooting	0	43.3	+20.5	8	1	39.2	+13.6	7					
Range Time		1:03.9	+18.5	8	1:01.9	+15.9	7				2:05.8	+31.7	7
Course Time		4:12.7	+41.6	10	3:19.6	+37.6	10	1:29.8	+17.7	11	9:02.1	+1:32.8	10
Penalty Time		6.7			21.5								
12	8	<b>de SENA SOUZA Elena Regina</b>	BRA		LW12		100		0		<b>12:12.2</b>	<b>+2:43.1</b>	<b>12</b>
Cumulative Time		5:55.6	+1:22.9	12	10:42.3	+2:29.6	12				12:12.2	+2:43.1	12
Loop Time		5:55.6	+1:22.9	12	4:46.7	+1:13.9	12	1:29.9	+17.8	12			
Ski Time		5:55.6	+1:25.7	12	10:42.3	+2:39.6	12				12:12.2	+2:57.4	12
Shooting	0	59.8	+37.0	12	0	51.2	+25.6	12					
Range Time		1:33.1	+47.7	12	1:20.0	+34.0	12				2:53.1	+1:19.0	12
Course Time		4:15.2	+44.1	11	3:20.3	+38.3	11	1:29.9	+17.8	12	9:05.4	+1:36.1	12
Penalty Time		7.3			6.4								

**Legend:**

T Total penalties



## Competition Analysis

### Analisi della competizione

Rank	Bib	Name	NPC Code		Sport Class		%	T				
Loop 1			Loop 2				Loop 3			Result	Behind	Rank
	Time	Rank	Time	Rank	Time	Rank						
<b>1</b>	<b>1</b>	<b>GRETSCH Kendall</b>	<b>USA</b>		<b>LW11.5</b>	<b>96</b>		<b>0</b>	<b>11:33.1</b>	<b>0.0</b>	<b>1</b>	
Cumulative Time	6:07.9	+51.6	2	10:08.2	0.0	1			11:33.1	0.0	1	
Loop Time	5:06.9	+11.7	3	4:00.3	0.0	1	1:24.9	+4.0	3			
Shooting	0	27.4	0.0	1	24.6	0.0	1					
Range Time		52.7	0.0	1	49.0	0.0	1		1:41.7	0.0	1	
Course Time	4:08.7	+32.2	4	3:05.9	+19.3	4	1:24.9	+4.0	3	8:39.5	+42.7	4
Penalty Time	5.4			5.3								
<b>2</b>	<b>3</b>	<b>KIM Yunji</b>	<b>KOR</b>		<b>LW10.5</b>	<b>87</b>		<b>2</b>	<b>11:41.6</b>	<b>+8.5</b>	<b>2</b>	
Cumulative Time	5:16.3	0.0	1	10:14.4	+6.2	2			11:41.6	+8.5	2	
Loop Time	5:16.3	+21.1	5	4:58.1	+57.8	7	1:27.2	+6.3	4			
Shooting	0	30.3	+2.9	2	31.8	+7.2	3					
Range Time		53.0	+0.3	2	53.7	+4.7	3		1:46.7	+5.0	2	
Course Time	4:17.5	+41.0	5	3:12.9	+26.3	6	1:27.2	+6.3	4	8:57.6	+1:00.8	5
Penalty Time	5.7			51.4								
<b>3</b>	<b>5</b>	<b>WICKER Anja</b>	<b>GER</b>		<b>LW10</b>	<b>86</b>		<b>0</b>	<b>12:39.1</b>	<b>+1:06.0</b>	<b>3</b>	
Cumulative Time	6:37.7	+1:21.4	3	11:08.3	+1:00.1	3			12:39.1	+1:06.0	3	
Loop Time	5:29.7	+34.5	6	4:30.6	+30.3	5	1:30.8	+9.9	5			
Shooting	0	35.9	+8.5	5	32.7	+8.1	5					
Range Time		1:01.1	+8.4	4	58.0	+9.0	5		1:59.1	+17.4	5	
Course Time	4:23.0	+46.5	8	3:27.1	+40.5	7	1:30.8	+9.9	5	9:20.9	+1:24.1	7
Penalty Time	5.6			5.4								
<b>4</b>	<b>2</b>	<b>WANG Shiyu</b>	<b>CHN</b>		<b>LW12</b>	<b>100</b>		<b>1</b>	<b>13:10.5</b>	<b>+1:37.4</b>	<b>4</b>	
Cumulative Time	7:25.2	+2:08.9	4	11:49.6	+1:41.4	4			13:10.5	+1:37.4	4	
Loop Time	4:55.2	0.0	1	4:24.4	+24.1	3	1:20.9	0.0	1			
Shooting	0	30.4	+3.0	3	32.4	+7.8	4					
Range Time		55.9	+3.2	3	55.6	+6.6	4		1:51.5	+9.8	3	
Course Time	3:54.0	+17.5	2	3:05.2	+18.6	3	1:20.9	0.0	1	8:20.1	+23.3	3
Penalty Time	5.2			23.5								
<b>5</b>	<b>9</b>	<b>ZHAI Yuxin</b>	<b>CHN</b>		<b>LW12</b>	<b>100</b>		<b>0</b>	<b>13:26.9</b>	<b>+1:53.8</b>	<b>5</b>	
Cumulative Time	7:55.0	+2:38.7	6	12:05.3	+1:57.1	5			13:26.9	+1:53.8	5	
Loop Time	5:07.0	+11.8	4	4:10.3	+10.0	2	1:21.6	+0.7	2			
Shooting	0	40.7	+13.3	10	40.8	+16.2	8					
Range Time		1:04.1	+11.4	8	1:05.8	+16.8	8		2:09.9	+28.2	8	
Course Time	3:57.6	+21.1	3	2:59.4	+12.8	2	1:21.6	+0.7	2	8:18.6	+21.8	2
Penalty Time	5.2			5.0								
<b>6</b>	<b>4</b>	<b>MASTERS Oksana</b>	<b>USA</b>		<b>LW12</b>	<b>100</b>		<b>3</b>	<b>13:51.1</b>	<b>+2:18.0</b>	<b>6</b>	
Cumulative Time	7:51.9	+2:35.6	5	12:17.4	+2:09.2	6			13:51.1	+2:18.0	6	
Loop Time	5:02.9	+7.7	2	4:25.5	+25.2	4	1:33.7	+12.8	8			
Shooting	1	38.6	+11.2	9	26.3	+1.7	2					
Range Time		1:02.1	+9.4	5	53.5	+4.5	2		1:55.6	+13.9	4	
Course Time	3:36.5	0.0	1	2:46.6	0.0	1	1:33.7	+12.8	8	7:56.8	0.0	1
Penalty Time	24.2			45.4								
<b>7</b>	<b>6</b>	<b>ESKAU Andrea</b>	<b>GER</b>		<b>LW11</b>	<b>93</b>		<b>2</b>	<b>14:26.6</b>	<b>+2:53.5</b>	<b>7</b>	
Cumulative Time	8:14.3	+2:58.0	7	12:47.9	+2:39.7	7			14:26.6	+2:53.5	7	
Loop Time	6:16.3	+1:21.1	8	4:33.6	+33.3	6	1:38.7	+17.8	9			
Shooting	2	37.8	+10.4	7	32.8	+8.2	6					
Range Time		1:03.9	+11.2	7	58.7	+9.7	6		2:02.6	+20.9	6	
Course Time	4:17.7	+41.2	6	3:28.4	+41.8	8	1:38.7	+17.8	9	9:24.8	+1:28.0	8
Penalty Time	54.6			6.4								



## Competition Analysis

### Analisi della competizione

Rank	Bib	Name			NPC Code	Sport Class	%		T				
		Loop 1		Loop 2		Loop 3				Result	Behind	Rank	
		Time	Rank	Time	Rank	Time	Rank						
8	10	SHAN Yilin		CHN		LW12	100			2	15:42.9	+4:09.8	8
		Cumulative Time	8:54.9	+3:38.6	10	14:09.6	+4:01.4	8			15:42.9	+4:09.8	8
		Loop Time	5:30.9	+35.7	7	5:14.7	+1:14.4	8	1:33.3	+12.4	7		
		Shooting	0	38.5	+11.1	8	43.2	+18.6	9				
		Range Time	1:06.3	+13.6	9	1:13.6	+24.6	9			2:19.9	+38.2	9
		Course Time	4:18.1	+41.6	7	3:11.8	+25.2	5	1:33.3	+12.4	7	9:03.2	+1:06.4
		Penalty Time	6.4		49.3								
9	7	HAN Seunghee		KOR		LW10	86			1	16:11.5	+4:38.4	9
		Cumulative Time	8:17.5	+3:01.2	9	14:26.3	+4:18.1	9			16:11.5	+4:38.4	9
		Loop Time	6:20.5	+1:25.3	9	6:08.8	+2:08.5	10	1:45.2	+24.3	11		
		Shooting	0	31.4	+4.0	4	33.3	+8.7	7				
		Range Time	1:03.6	+10.9	6	1:04.8	+15.8	7			2:08.4	+26.7	7
		Course Time	5:09.7	+1:33.2	11	4:24.3	+1:37.7	11	1:45.2	+24.3	11	11:19.2	+3:22.4
		Penalty Time	7.2		39.6								
10	12	PARKER Lauren		AUS		LW10	86			2	16:12.5	+4:39.4	10
		Cumulative Time	8:16.6	+3:00.3	8	14:27.4	+4:19.2	10			16:12.5	+4:39.4	10
		Loop Time	6:31.6	+1:36.4	10	6:10.8	+2:10.5	11	1:45.1	+24.2	10		
		Shooting	0	52.2	+24.8	12	53.3	+28.7	12				
		Range Time	1:25.3	+32.6	12	1:26.4	+37.4	12			2:51.7	+1:10.0	12
		Course Time	4:59.1	+1:22.6	10	3:44.2	+57.6	10	1:45.1	+24.2	10	10:28.4	+2:31.6
		Penalty Time	7.1		1:00.1								
11	11	MARTIN Erin		USA		LW10	86			2	17:37.5	+6:04.4	11
		Cumulative Time	9:11.3	+3:55.0	11	15:41.0	+5:32.8	11			17:37.5	+6:04.4	11
		Loop Time	7:12.3	+2:17.1	12	6:29.7	+2:29.4	12	1:56.5	+35.6	12		
		Shooting	1	36.7	+9.3	6	47.7	+23.1	11				
		Range Time	1:11.2	+18.5	10	1:22.2	+33.2	11			2:33.4	+51.7	11
		Course Time	5:24.2	+1:47.7	12	4:29.3	+1:42.7	12	1:56.5	+35.6	12	11:50.0	+3:53.2
		Penalty Time	36.8		38.1								
12	8	de SENA SOUZA Elena Regina		BRA		LW12	100			3	17:42.2	+6:09.1	12
		Cumulative Time	10:49.1	+5:32.8	12	16:09.7	+6:01.5	12			17:42.2	+6:09.1	12
		Loop Time	6:41.1	+1:45.9	11	5:20.6	+1:20.3	9	1:32.5	+11.6	6		
		Shooting	2	44.8	+17.4	11	47.4	+22.8	10				
		Range Time	1:14.5	+21.8	11	1:15.8	+26.8	10			2:30.3	+48.6	10
		Course Time	4:33.6	+57.1	9	3:35.3	+48.7	9	1:32.5	+11.6	6	9:41.4	+1:44.6
		Penalty Time	53.0		29.5								

Legend:

T Total penalties



Results  
Risultati

Rank	Bib	IBU ID	Name	NPC Code	Sport Class	%	Real Time	Delta	Calculated Time	S1	S2	T	Result
1	52	100602	ZHAO Zhiqing	CHN	LW5/7	90	11:55.9		10:44.3	0	0	0	10:44.3 Q
2	51	100208	BUI Iryna	UKR	LW8	96	11:16.8	+5.7	10:49.7	0	0	0	10:49.7 Q
3	54	100570	WILKIE Natalie	CAN	LW8	96	11:22.1	+11.0	10:54.8	0	0	0	10:54.8 Q
4	59	100839	PETERSON Sydney	USA	LW9	89	12:21.1	+17.2	10:59.6	0	0	0	10:59.6 Q
5	53	100124	KONONOVA Oleksandra	UKR	LW8	96	11:08.4	-2.6	10:41.7	1	1	2	11:11.7 Q
6	57	100483	KONASHUK Bohdana	UKR	LW8	96	11:26.7	+15.6	10:59.2	0	1	1	11:14.2 Q
7	55	100603	GUO Yujie	CHN	LW8	96	11:28.7	+17.6	11:01.2	1	0	1	11:16.2 Q
8	60	100308	HUDAK Brittany	CAN	LW8	96	11:48.1	+37.0	11:19.8	1	0	1	11:34.8 Q
9	58	100258	LIASHENKO Liudmyla	UKR	LW8	96	10:58.9	-12.1	10:32.5	2	3	5	11:47.5 Q
10	56	100409	ARAVICH Danielle	USA	LW8	96	11:56.2	+45.1	11:27.6	1	2	3	12:12.6 Q
11	61	100181	ABE Yurika	JPN	LW6	95	13:33.2	+2:15.0	12:52.5	3	2	5	14:07.5

Jury Information			Course Information		
IBU Technical Delegate	SCHJERVEN Jens (NOR)		Course name	Standing BT Sprint Pursuit	
IBU Referee	NEESER SCHLEGEL Hans Peter (SUI)		Height Difference (HD)	24m	
Chief of Competition	WALDER Ulrich (ITA)		Maximum Climb (MC)	21m	
Jury Member	RIBELA Leandro (BRA)		Total Climb (TC)	34/33m	
Jury Member	XUE Hanfang (CHN)		Length of Lap	1139/1453m	
IBU Race Director	RIIHIVUORI Tomi-Pekka (FIN)		Number of Laps	3	

Weather	Snow Condition	Temperature		Athletes/NPCs					
		Air	Snow	Entries	Ranked	DNF	DSQ	DNS	DQB
Few clouds	Packed	12.3°C	0.0°C	11/5	11/5	0/0	0/0	0/0	0/0

**Note:**  
All times except 'Real Time' are calculated times. Calculated time is the real time multiplied by the athlete's percentage.  
Delta – Time difference of the competitor's real time and his/her real time equal to the winners result (skiing time).

Legend:	
<b>DNF</b> Did not Finish	<b>DNS</b> Did not Start
<b>DQB</b> Disqualified for unsportsmanlike behaviour	<b>DSQ</b> Disqualified
<b>NPS</b> Not Permitted to Start	<b>Q</b> Qualified
<b>S1</b> Shooting Round 1	<b>S2</b> Shooting Round 2
<b>T</b> Total Penalties	



Results  
Risultati

Rank	Bib	IBU ID	Name	NPC Code	%	Time (Q)	Start Behind	S1	S2	T	Result/Behind
1	54	100570	WILKIE Natalie	CAN	96	10:54.8	+26.6	0	0	0	12:18.0
2	51	100208	BUI Iryna	UKR	96	10:49.7	+44.3	1	0	1	+17.7
3	53	100124	KONONOVA Oleksandra	UKR	96	11:11.7	+57.6	1	1	2	+31.0
4	59	100839	PETERSON Sydney	USA	89	10:59.6	+10.3	1	1	2	+39.7
5	52	100602	ZHAO Zhiqing	CHN	90	10:44.3	+56.5	2	2	4	+1:17.4
6	58	100258	LIASHENKO Liudmyla	UKR	96	11:47.5	+1:45.1	1	1	2	+1:18.5
7	57	100483	KONASHUK Bohdana	UKR	96	11:14.2	+1:46.8	1	1	2	+1:20.2
8	55	100603	GUO Yujie	CHN	96	11:16.2	+1:50.1	2	1	3	+1:23.5
9	60	100308	HUDAK Brittany	CAN	96	11:34.8	+1:59.9	0	1	1	+1:33.3
	61	100181	ABE Yurika	JPN	95	14:07.5					NQ

Did Not Start

56	100409	ARAVICH Danielle	USA	96	12:12.6
----	--------	------------------	-----	----	---------

Jury Information

IBU Technical Delegate	SCHJERVEN Jens (NOR)
IBU Referee	NEESER SCHLEGEL Hans Peter (SUI)
Chief of Competition	WALDER Ulrich (ITA)
Jury Member	RIBELA Leandro (BRA)
Jury Member	XUE Hanfang (CHN)
IBU Race Director	RIIHIVUORI Tomi-Pekka (FIN)

Course Information

Course name	Standing BT Sprint Pursuit
Height Difference (HD)	24m
Maximum Climb (MC)	21m
Total Climb (TC)	34/33m
Length of Lap	1139/1453m
Number of Laps	3

Weather	Snow Condition	Temperature		Athletes/NPCs					
		Air	Snow	Entries	Ranked	DNF	DSQ	DNS	DQB
Mostly Sunny	Spring conditions	12.2°C	0.0°C	10/4	9/4	0/0	0/0	1/1	0/0

Legend:

<b>DNF</b>	Did not Finish	<b>DNS</b>	Did not Start
<b>DQB</b>	Disqualified for unsportsmanlike behaviour	<b>DSQ</b>	Disqualified
<b>NPS</b>	Not Permitted to Start	<b>NQ</b>	Not Qualified
<b>S1</b>	Shooting Round 1	<b>S2</b>	Shooting Round 2
<b>T</b>	Total Penalties		



## Competition Analysis

### Analisi della competizione

Rank	Bib	Name	NPC Code		Sport Class		%		T						
			Loop 1				Loop 2				Loop 3		Result	Behind	Rank
			Time	Rank	Time	Rank	Time	Rank	Time	Rank					
	<b>52</b>	<b>ZHAO Zhiqing</b>					<b>CHN</b>	<b>LW5/7</b>	<b>90</b>		<b>0</b>	<b>10:44.3</b>	<b>0.0</b>	<b>1</b>	
Cumulative Time		5:06.2	0.0	1	9:09.2	0.0	1					10:44.3	0.0	1	
Loop Time		5:06.2	0.0	1	4:03.0	+0.6	2	1:35.1	+5.2	5					
Ski Time		5:06.2	+5.9	3	9:09.2	+11.1	2					10:44.3	+11.8	3	
Shooting	0	26.9	+7.3	7	26.3	+8.3	5								
Range Time		44.9	+6.1	6	44.7	+6.5	5					1:29.6	+12.6	5	
Course Time		4:17.6	+8.7	5	3:14.6	+5.2	5	1:35.1	+5.2	5		9:07.3	+14.5	5	
Penalty Time		3.7			3.7										
	<b>51</b>	<b>BUI Iryna</b>					<b>UKR</b>	<b>LW8</b>	<b>96</b>		<b>0</b>	<b>10:49.7</b>	<b>+5.4</b>	<b>2</b>	
Cumulative Time		5:08.6	+2.4	2	9:11.0	+1.8	2					10:49.7	+5.4	2	
Loop Time		5:08.6	+2.4	2	4:02.4	0.0	1	1:38.7	+8.8	7					
Ski Time		5:08.6	+8.3	4	9:11.0	+12.9	4					10:49.7	+17.2	4	
Shooting	0	23.3	+3.7	4	23.4	+5.4	2								
Range Time		42.8	+4.0	5	41.7	+3.5	3					1:24.5	+7.5	3	
Course Time		4:21.6	+12.7	6	3:16.7	+7.3	6	1:38.7	+8.8	7		9:17.0	+24.2	6	
Penalty Time		4.2			4.0										
	<b>54</b>	<b>WILKIE Natalie</b>					<b>CAN</b>	<b>LW8</b>	<b>96</b>		<b>0</b>	<b>10:54.8</b>	<b>+10.5</b>	<b>3</b>	
Cumulative Time		5:09.6	+3.4	3	9:24.9	+15.7	3					10:54.8	+10.5	3	
Loop Time		5:09.6	+3.4	3	4:15.3	+12.9	6	1:29.9	0.0	1					
Ski Time		5:09.6	+9.3	6	9:24.9	+26.8	7					10:54.8	+22.3	5	
Shooting	0	40.0	+20.4	10	40.2	+22.2	9								
Range Time		56.7	+17.9	10	57.1	+18.9	9					1:53.8	+36.8	10	
Course Time		4:08.9	0.0	1	3:14.0	+4.6	4	1:29.9	0.0	1		8:52.8	0.0	1	
Penalty Time		4.0			4.2										
	<b>59</b>	<b>PETERSON Sydney</b>					<b>USA</b>	<b>LW9</b>	<b>89</b>		<b>0</b>	<b>10:59.6</b>	<b>+15.3</b>	<b>4</b>	
Cumulative Time		5:15.8	+9.6	6	9:27.0	+17.8	4					10:59.6	+15.3	4	
Loop Time		5:15.8	+9.6	6	4:11.2	+8.8	3	1:32.6	+2.7	3					
Ski Time		5:15.8	+15.5	8	9:27.0	+28.9	8					10:59.6	+27.1	7	
Shooting	0	39.3	+19.7	9	43.5	+25.5	10								
Range Time		55.2	+16.4	9	58.2	+20.0	10					1:53.4	+36.4	9	
Course Time		4:16.9	+8.0	=3	3:09.4	0.0	1	1:32.6	+2.7	3		8:58.9	+6.1	3	
Penalty Time		3.7			3.6										
	<b>53</b>	<b>KONONOVA Oleksandra</b>					<b>UKR</b>	<b>LW8</b>	<b>96</b>		<b>2</b>	<b>11:11.7</b>	<b>+27.4</b>	<b>5</b>	
Cumulative Time		5:15.3	+9.1	5	9:40.4	+31.2	7					11:11.7	+27.4	5	
Loop Time		5:15.3	+9.1	5	4:25.1	+22.7	8	1:31.3	+1.4	2					
Ski Time		5:00.3	0.0	1	9:10.4	+12.3	3					10:41.7	+9.2	2	
Shooting	1	22.0	+2.4	=2	33.4	+15.4	8								
Range Time		41.7	+2.9	3	52.3	+14.1	8					1:34.0	+17.0	6	
Course Time		4:13.9	+5.0	2	3:13.2	+3.8	3	1:31.3	+1.4	2		8:58.4	+5.6	2	
Penalty Time		19.7			19.6										
	<b>57</b>	<b>KONASHUK Bohdana</b>					<b>UKR</b>	<b>LW8</b>	<b>96</b>		<b>1</b>	<b>11:14.2</b>	<b>+29.9</b>	<b>6</b>	
Cumulative Time		5:11.2	+5.0	4	9:35.1	+25.9	5					11:14.2	+29.9	6	
Loop Time		5:11.2	+5.0	4	4:23.9	+21.5	7	1:39.1	+9.2	8					
Ski Time		5:11.2	+10.9	7	9:20.1	+22.0	5					10:59.2	+26.7	6	
Shooting	0	22.0	+2.4	=2	23.7	+5.7	4								
Range Time		42.6	+3.8	4	42.9	+4.7	4					1:25.5	+8.5	4	
Course Time		4:24.2	+15.3	7	3:21.5	+12.1	=7	1:39.1	+9.2	8		9:24.8	+32.0	7	
Penalty Time		4.4			19.5										
	<b>55</b>	<b>GUO Yujie</b>					<b>CHN</b>	<b>LW8</b>	<b>96</b>		<b>1</b>	<b>11:16.2</b>	<b>+31.9</b>	<b>7</b>	
Cumulative Time		5:23.8	+17.6	7	9:36.2	+27.0	6					11:16.2	+31.9	7	
Loop Time		5:23.8	+17.6	7	4:12.4	+10.0	4	1:40.0	+10.1	10					
Ski Time		5:08.8	+8.5	5	9:21.2	+23.1	6					11:01.2	+28.7	8	
Shooting	1	19.6	0.0	1	18.0	0.0	1								
Range Time		38.8	0.0	1	38.2	0.0	1					1:17.0	0.0	1	
Course Time		4:25.8	+16.9	8	3:29.9	+20.5	10	1:40.0	+10.1	10		9:35.7	+42.9	9	
Penalty Time		19.2			4.3										



### Competition Analysis

Analisi della competizione

Rank	Bib	Name			NPC Code	Sport Class	%	T							
		Loop 1			Loop 2			Loop 3			Result	Behind	Rank		
		Time	Rank	Time	Rank	Time	Rank	Time	Rank						
<b>8</b>	<b>60</b>	<b>HUDAK Brittany</b>			<b>CAN</b>			<b>LW8</b>	<b>96</b>	<b>1</b>			<b>11:34.8</b>	<b>+50.5</b>	<b>8</b>
		Cumulative Time	5:40.2	+34.0	9	9:55.1	+45.9	8					11:34.8	+50.5	8
		Loop Time	5:40.2	+34.0	9	4:14.9	+12.5	5	1:39.7	+9.8	9				
		Ski Time	5:25.2	+24.9	9	9:40.1	+42.0	9					11:19.8	+47.3	9
	1	Shooting	26.5	+6.9	6	32.0	+14.0	6							
		Range Time	46.0	+7.2	7	49.1	+10.9	6					1:35.1	+18.1	7
		Course Time	4:34.8	+25.9	10	3:21.5	+12.1	=7	1:39.7	+9.8	9		9:36.0	+43.2	10
		Penalty Time	19.4			4.3									
<b>9</b>	<b>58</b>	<b>LIASHENKO Liudmyla</b>			<b>UKR</b>			<b>LW8</b>	<b>96</b>	<b>5</b>			<b>11:47.5</b>	<b>+1:03.2</b>	<b>9</b>
		Cumulative Time	5:31.2	+25.0	8	10:13.1	+1:03.9	9					11:47.5	+1:03.2	9
		Loop Time	5:31.2	+25.0	8	4:41.9	+39.5	9	1:34.4	+4.5	4				
		Ski Time	5:01.2	+0.9	2	8:58.1	0.0	1					10:32.5	0.0	1
	2	Shooting	23.6	+4.0	5	23.6	+5.6	3							
		Range Time	40.1	+1.3	2	40.4	+2.2	2					1:20.5	+3.5	2
		Course Time	4:16.9	+8.0	=3	3:12.2	+2.8	2	1:34.4	+4.5	4		9:03.5	+10.7	4
		Penalty Time	34.2			49.3									
<b>10</b>	<b>56</b>	<b>ARAVICH Danielle</b>			<b>USA</b>			<b>LW8</b>	<b>96</b>	<b>3</b>			<b>12:12.6</b>	<b>+1:28.3</b>	<b>10</b>
		Cumulative Time	5:46.1	+39.9	10	10:35.9	+1:26.7	10					12:12.6	+1:28.3	10
		Loop Time	5:46.1	+39.9	10	4:49.8	+47.4	10	1:36.7	+6.8	6				
		Ski Time	5:31.1	+30.8	10	9:50.9	+52.8	10					11:27.6	+55.1	10
	1	Shooting	37.7	+18.1	8	32.6	+14.6	7							
		Range Time	55.0	+16.2	8	50.3	+12.1	7					1:45.3	+28.3	8
		Course Time	4:31.8	+22.9	9	3:25.4	+16.0	9	1:36.7	+6.8	6		9:33.9	+41.1	8
		Penalty Time	19.3			34.1									
<b>11</b>	<b>61</b>	<b>ABE Yurika</b>			<b>JPN</b>			<b>LW6</b>	<b>95</b>	<b>5</b>			<b>14:07.5</b>	<b>+3:23.2</b>	<b>11</b>
		Cumulative Time	6:44.0	+1:37.8	11	12:10.5	+3:01.3	11					14:07.5	+3:23.2	11
		Loop Time	6:44.0	+1:37.8	11	5:26.5	+1:24.1	11	1:57.0	+27.1	11				
		Ski Time	5:59.0	+58.7	11	10:55.5	+1:57.4	11					12:52.5	+2:20.0	11
	3	Shooting	43.2	+23.6	11	47.1	+29.1	11							
		Range Time	1:04.8	+26.0	11	1:11.2	+33.0	11					2:16.0	+59.0	11
		Course Time	4:49.8	+40.9	11	3:40.9	+31.5	11	1:57.0	+27.1	11		10:27.7	+1:34.9	11
		Penalty Time	49.4			34.4									

**Legend:**

= Equal sign indicates that two or more competitors share the same rank T Total penalties



## Competition Analysis

Analisi della competizione

Rank	Bib	Name			NPC Code	Sport Class	%		T				
		Loop 1			Loop 2			Loop 3			Result	Behind	Rank
		Time	Rank		Time	Rank		Time	Rank				
	<b>54</b>	<b>WILKIE Natalie</b>			<b>CAN</b>	<b>LW8</b>	<b>96</b>			<b>0</b>	<b>12:18.0</b>	<b>0.0</b>	<b>1</b>
Cumulative Time		6:15.9	0.0	1	10:36.1	0.0	1				12:18.0	0.0	1
Loop Time		5:20.9	0.0	1	4:20.2	+1.9	2	1:41.9	+7.1	4			
Shooting	0	34.0	+13.1	8	36.1	+17.7	8						
Range Time		52.3	+8.9	7	57.3	+16.6	8				1:49.6	+25.5	8
Course Time		4:24.1	0.0	1	3:18.3	0.0	1	1:41.9	+7.1	4	9:24.3	0.0	1
Penalty Time		4.4			4.6								
	<b>51</b>	<b>BUI Iryna</b>			<b>UKR</b>	<b>LW8</b>	<b>96</b>			<b>1</b>	<b>12:35.7</b>	<b>+17.7</b>	<b>2</b>
Cumulative Time		6:42.5	+26.6	4	11:00.8	+24.7	2				12:35.7	+17.7	2
Loop Time		5:52.5	+31.6	6	4:18.3	0.0	1	1:34.9	+0.1	2			
Shooting	1	24.0	+3.1	4	21.5	+3.1	2						
Range Time		51.5	+8.1	6	43.1	+2.4	3				1:34.6	+10.5	4
Course Time		4:41.0	+16.9	6	3:30.9	+12.6	4	1:34.9	+0.1	2	9:46.8	+22.5	4
Penalty Time		20.0			4.3								
	<b>53</b>	<b>KONONOVA Oleksandra</b>			<b>UKR</b>	<b>LW8</b>	<b>96</b>			<b>2</b>	<b>12:49.0</b>	<b>+31.0</b>	<b>3</b>
Cumulative Time		6:48.8	+32.9	5	11:14.2	+38.1	3				12:49.0	+31.0	3
Loop Time		5:36.8	+15.9	3	4:25.4	+7.1	3	1:34.8	0.0	1			
Shooting	1	20.9	0.0	=1	18.4	0.0	1						
Range Time		43.6	+0.2	=2	40.8	+0.1	2				1:24.4	+0.3	2
Course Time		4:34.0	+9.9	3	3:25.5	+7.2	2	1:34.8	0.0	1	9:34.3	+10.0	2
Penalty Time		19.2			19.1								
	<b>59</b>	<b>PETERSON Sydney</b>			<b>USA</b>	<b>LW9</b>	<b>89</b>			<b>2</b>	<b>12:57.7</b>	<b>+39.7</b>	<b>4</b>
Cumulative Time		6:20.5	+4.6	2	11:15.2	+39.1	4				12:57.7	+39.7	4
Loop Time		6:13.5	+52.6	8	4:54.7	+36.4	8	1:42.5	+7.7	5			
Shooting	1	34.4	+13.5	9	38.5	+20.1	9						
Range Time		58.2	+14.8	9	1:01.3	+20.6	9				1:59.5	+35.4	9
Course Time		4:55.6	+31.5	8	3:34.0	+15.7	5	1:42.5	+7.7	5	10:12.1	+47.8	8
Penalty Time		19.6			19.3								
	<b>52</b>	<b>ZHAO Zhiqing</b>			<b>CHN</b>	<b>LW5/7</b>	<b>90</b>			<b>4</b>	<b>13:35.4</b>	<b>+1:17.4</b>	<b>5</b>
Cumulative Time		6:24.7	+8.8	3	11:39.4	+1:03.3	5				13:35.4	+1:17.4	5
Loop Time		6:24.7	+1:03.8	9	5:14.7	+56.4	9	1:56.0	+21.2	9			
Shooting	2	28.5	+7.6	=5	29.9	+11.5	6						
Range Time		50.8	+7.4	4	52.9	+12.2	6				1:43.7	+19.6	6
Course Time		4:57.9	+33.8	9	3:43.8	+25.5	9	1:56.0	+21.2	9	10:37.7	+1:13.4	9
Penalty Time		35.9			38.0								
	<b>58</b>	<b>LIASHENKO Liudmyla</b>			<b>UKR</b>	<b>LW8</b>	<b>96</b>			<b>2</b>	<b>13:36.5</b>	<b>+1:18.5</b>	<b>6</b>
Cumulative Time		7:23.4	+1:07.5	9	11:55.9	+1:19.8	7				13:36.5	+1:18.5	6
Loop Time		5:35.4	+14.5	2	4:32.5	+14.2	4	1:40.6	+5.8	3			
Shooting	1	20.9	0.0	=1	23.2	+4.8	3						
Range Time		43.6	+0.2	=2	44.6	+3.9	4				1:28.2	+4.1	3
Course Time		4:31.9	+7.8	2	3:27.9	+9.6	3	1:40.6	+5.8	3	9:40.4	+16.1	3
Penalty Time		19.8			19.9								
	<b>57</b>	<b>KONASHUK Bohdana</b>			<b>UKR</b>	<b>LW8</b>	<b>96</b>			<b>2</b>	<b>13:38.2</b>	<b>+1:20.2</b>	<b>7</b>
Cumulative Time		7:05.1	+49.2	6	11:52.7	+1:16.6	6				13:38.2	+1:20.2	7
Loop Time		5:50.1	+29.2	5	4:47.6	+29.3	6	1:45.5	+10.7	8			
Shooting	1	30.2	+9.3	7	25.3	+6.9	5						
Range Time		52.7	+9.3	8	49.0	+8.3	5				1:41.7	+17.6	5
Course Time		4:37.6	+13.5	4	3:37.4	+19.1	7	1:45.5	+10.7	8	10:00.5	+36.2	5
Penalty Time		19.7			21.2								



## Competition Analysis

Analisi della competizione

Rank	Bib	Name				NPC Code	Sport Class	%		T			
		<b>Loop 1</b>		<b>Loop 2</b>		<b>Loop 3</b>					<b>Result</b>	<b>Behind</b>	<b>Rank</b>
		<b>Time</b>	<b>Rank</b>	<b>Time</b>	<b>Rank</b>	<b>Time</b>	<b>Rank</b>						
<b>8</b>	<b>55</b>	<b>GUO Yujie</b>				<b>CHN</b>	<b>LW8</b>	<b>96</b>		<b>3</b>	<b>13:41.5</b>	<b>+1:23.5</b>	<b>8</b>
		Cumulative Time	7:14.5	+58.6	7	11:58.2	+1:22.1	8			13:41.5	+1:23.5	8
		Loop Time	5:57.5	+36.6	7	4:43.7	+25.4	5	1:43.3	+8.5	6		
		Shooting	2	22.6	+1.7	3	1	25.2	+6.8	4			
		Range Time	43.4	0.0	1	40.7	0.0	1			1:24.1	0.0	1
		Course Time	4:38.5	+14.4	5	3:42.2	+23.9	8	1:43.3	+8.5	6	10:04.0	+39.7
		Penalty Time	35.5			20.8							
<b>9</b>	<b>60</b>	<b>HUDAK Brittany</b>				<b>CAN</b>	<b>LW8</b>	<b>96</b>		<b>1</b>	<b>13:51.3</b>	<b>+1:33.3</b>	<b>9</b>
		Cumulative Time	7:16.9	+1:01.0	8	12:06.3	+1:30.2	9			13:51.3	+1:33.3	9
		Loop Time	5:41.9	+21.0	4	4:49.4	+31.1	7	1:45.0	+10.2	7		
		Shooting	0	28.5	+7.6	=5	1	31.9	+13.5	7			
		Range Time	50.9	+7.5	5	54.0	+13.3	7			1:44.9	+20.8	7
		Course Time	4:46.4	+22.3	7	3:35.4	+17.1	6	1:45.0	+10.2	7	10:06.8	+42.5
		Penalty Time	4.5			19.9							
<b>Did Not Start</b>													
	<b>56</b>	<b>ARAVICH Danielle</b>				<b>USA</b>	<b>LW8</b>	<b>96</b>					

**Legend:**

= Equal sign indicates that two or more competitors share the same rank T Total penalties



Results  
Risultati

Rank	Bib	IBU ID	Name	NPC Code	Sport Class	%	Real Time	Delta	Calculated Time	S1	S2	T	Result
1	103	100412 101212	<b>EDLINGEROVA Carina</b> Guide: PATAVA Alexandr	CZE	NS2	97	11:54.2		11:32.8	0	1	1	11:47.8 Q
2	102	100933 100935	<b>BUBENICKOVA Simona</b> Guide: SRUTEK David	CZE	NS1	88	13:06.5	-0.7	11:32.1	1	2	3	12:17.1 Q
3	101	100585 100976	<b>WALTER Leonie Maria</b> Guide: KRASMAN Christian	GER	NS2	97	12:26.2	+32.0	12:03.8	0	1	1	12:18.8 Q
4	104	100606 101119	<b>WANG Yue</b> Guide: CHEN Guoming	CHN	NS2	97	11:59.2	+5.0	11:37.6	1	2	3	12:22.6 Q
5	106	100783 100801	<b>KAZMAIER Linn</b> Guide: BAUMANN Florian	GER	NS3	100	12:37.2	+1:04.4	12:37.2	0	0	0	12:37.2 Q
6	105	100562 101040	<b>RECKTENWALD Johanna</b> Guide: SCHULER Adrian	GER	NS2	97	12:48.9	+54.7	12:25.8	0	1	1	12:40.8 Q
7	107	101039 101145	<b>DANYLENKO Oleksandra</b> Guide: STAKHURSKYI Mykyta	UKR	NS1	88	14:30.4	+1:23.1	12:46.0	1	0	1	13:01.0 Q
8	108	100870 101084	<b>VARKOVETS Iona</b> Guide: KOVALOVA Daryna	UKR	NS3	100	12:44.4	+1:11.6	12:44.4	1	1	2	13:14.4 Q
9	109	100132 101080	<b>SHYSHKOVA Oksana</b> Guide: KAZARIAN Artem	UKR	NS3	100	13:00.6	+1:27.8	13:00.6	1	0	1	13:15.6 Q
10	110	100752 101120	<b>CONG Jihong</b> Guide: LIU Jiaxuan	CHN	NS3	100	13:03.9	+1:31.1	13:03.9	1	0	1	13:18.9 Q
11	113	101038 101083	<b>LOBASHEVA Romana</b> Guide: SHABALDINA Anastasiia	UKR	NS3	100	13:11.0	+1:38.2	13:11.0	2	1	3	13:56.0 Q
12	112	100673 100761	<b>YANG Qianru</b> Guide: WANG Guanyu	CHN	NS3	100	14:17.7	+2:44.9	14:17.7	2	1	3	15:02.7 Q
13	111	100889 101069	<b>DICKENS Taryn</b> Guide: CULLEN Lynn Maree	AUS	NS3	100	19:43.1	+8:10.3	19:43.1	2	1	3	20:28.1

Jury Information			Course Information		
IBU Technical Delegate	SCHJERVEN Jens (NOR)		Course name	Standing BT Sprint Pursuit	
IBU Referee	NEESER SCHLEGEL Hans Peter (SUI)		Height Difference (HD)	24m	
Chief of Competition	WALDER Ulrich (ITA)		Maximum Climb (MC)	21m	
Jury Member	RIBELA Leandro (BRA)		Total Climb (TC)	34/33m	
Jury Member	XUE Hanfang (CHN)		Length of Lap	1139/1453m	
IBU Race Director	RIIHIVUORI Tomi-Pekka (FIN)		Number of Laps	3	

Weather	Snow Condition	Temperature		Athletes/NPCs					
		Air	Snow	Entries	Ranked	DNF	DSQ	DNS	DQB
Mostly Clear	Spring conditions	11.8°C	0.0°C	13/5	13/5	0/0	0/0	0/0	0/0

**Note:**  
All times except 'Real Time' are calculated times. Calculated time is the real time multiplied by the athlete's percentage.  
Delta – Time difference of the competitor's real time and his/her real time equal to the winners result (skiing time).

Legend:	
<b>DNF</b> Did not Finish	<b>DNS</b> Did not Start
<b>DQB</b> Disqualified for unsportsmanlike behaviour	<b>DSQ</b> Disqualified
<b>NPS</b> Not Permitted to Start	<b>Q</b> Qualified
<b>S1</b> Shooting Round 1	<b>S2</b> Shooting Round 2
<b>T</b> Total Penalties	



FRI 13 MAR 2026

Start Time 13:50

End Time 14:09

Results  
Risultati

Rank	Bib	IBU ID	Name	NPC Code	%	Time (Q)	Start Behind	S1	S2	T	Result/Behind
1	103	100412 101212	<b>EDLINGEROVA Carina</b> Guide: PATAVA Alexandr	CZE	97	11:47.8	+20.1	2	1	3	<b>13:38.1</b>
2	104	100606 101119	<b>WANG Yue</b> Guide: CHEN Guoming	CHN	97	12:22.6	+30.0	1	0	1	<b>+9.9</b>
3	102	100933 100935	<b>BUBENICKOVA Simona</b> Guide: SRUTEK David	CZE	88	12:17.1	-40.3	0	1	1	<b>+21.1</b>
3	101	100585 100976	<b>WALTER Leonie Maria</b> Guide: KRASMAN Christian	GER	97	12:18.8	+41.2	0	1	1	<b>+21.1</b>
5	105	100562 101040	<b>RECKTENWALD Johanna</b> Guide: SCHULER Adrian	GER	97	12:40.8	+1:26.0	0	1	1	<b>+1:05.9</b>
6	106	100783 100801	<b>KAZMAIER Linn</b> Guide: BAUMANN Florian	GER	100	12:37.2	+2:02.4	0	1	1	<b>+1:18.3</b>
7	109	100132 101080	<b>SHYSHKOVA Oksana</b> Guide: KAZARIAN Artem	UKR	100	13:15.6	+2:32.9	0	0	0	<b>+1:48.8</b>
8	110	100752 101120	<b>CONG Jihong</b> Guide: LIU Jiaxuan	CHN	100	13:18.9	+2:57.6	0	2	2	<b>+2:13.6</b>
9	108	100870 101084	<b>VARKOVETS Ilona</b> Guide: KOVALOVA Daryna	UKR	100	13:14.4	+3:02.2	0	1	1	<b>+2:18.2</b>
10	107	101039 101145	<b>DANYLENKO Oleksandra</b> Guide: STAKHURSKYI Mykyta	UKR	88	13:01.0	+1:33.9	0	0	0	<b>+2:35.4</b>
11	113	101038 101083	<b>LOBASHEVA Romana</b> Guide: SHABALDINA Anastasiia	UKR	100	13:56.0	+5:25.5	3	1	4	<b>+4:41.5</b>
12	112	100673 100761	<b>YANG Qianru</b> Guide: WANG Guanyu	CHN	100	15:02.7	+6:37.8	1	0	1	<b>+5:53.8</b>
	111	100889 101069	<b>DICKENS Taryn</b> Guide: CULLEN Lynn Maree	AUS	100	20:28.1					<b>NQ</b>

Jury decisions

Time adjustment

102	100933 100935	<b>BUBENICKOVA Simona</b> Guide: SRUTEK David	CZE	88	11.4.b	<b>-12.6</b>
101	100585 100976	<b>WALTER Leonie Maria</b> Guide: KRASMAN Christian	GER	97	8.7.4.a	<b>-51.0</b>

Jury Information

IBU Technical Delegate	SCHJERVEN Jens (NOR)
IBU Referee	NEESER SCHLEGEL Hans Peter (SUI)
Chief of Competition	WALDER Ulrich (ITA)
Jury Member	RIBELA Leandro (BRA)
Jury Member	XUE Hanfang (CHN)
IBU Race Director	RIIHIVUORI Tomi-Pekka (FIN)

Course Information

Course name	Standing BT Sprint Pursuit
Height Difference (HD)	24m
Maximum Climb (MC)	21m
Total Climb (TC)	34/33m
Length of Lap	1139/1453m
Number of Laps	3

Weather	Snow Condition	Temperature		Athletes/NPCs					
		Air	Snow	Entries	Ranked	DNF	DSQ	DNS	DQB
Mostly Sunny	Spring conditions	11.7°C	0.0°C	12/4	12/4	0/0	0/0	0/0	0/0

Legend:

<b>DNF</b>	Did not Finish	<b>DNS</b>	Did not Start
<b>DQB</b>	Disqualified for unsportsmanlike behaviour	<b>DSQ</b>	Disqualified
<b>NPS</b>	Not Permitted to Start	<b>NQ</b>	Not Qualified
<b>S1</b>	Shooting Round 1	<b>S2</b>	Shooting Round 2
<b>T</b>	Total Penalties		



## Competition Analysis

### Analisi della competizione

Rank	Bib	Name	NPC Code	Sport Class	%	T					
		Loop 1	Loop 2		Loop 3		Result	Behind	Rank		
		Time	Rank	Time	Rank	Time	Rank				
1	103	<b>EDLINGEROVA Carina</b> Guide: PATAVA Alexandr	CZE	NS2	97	1	11:47.8	0.0	1		
		Cumulative Time	5:25.4	0.0	1	10:06.8	0.0	1	11:47.8	0.0	1
		Loop Time	5:25.4	0.0	1	4:41.4	0.0	1	1:41.0	+10.8	4
		Ski Time	5:25.4	0.0	1	9:51.8	0.0	1			
		Shooting	0	23.4	0.0	1	1	20.7	0.0	1	
		Range Time		51.2	0.0	1		49.0	0.0	1	
		Course Time	4:30.4	+15.9	3	3:33.7	+20.6	4	1:41.0	+10.8	4
		Penalty Time		3.8		18.7					
2	102	<b>BUBENICKOVA Simona</b> Guide: SRUTEK David	CZE	NS1	88	3	12:17.1	+29.3	2		
		Cumulative Time	5:46.1	+20.7	2	10:46.9	+40.1	4	12:17.1	+29.3	2
		Loop Time	5:46.1	+20.7	2	5:00.8	+19.4	=7	1:30.2	0.0	1
		Ski Time	5:31.1	+5.7	2	10:01.9	+10.1	3			
		Shooting	1	48.2	+24.8	12	2	50.8	+30.1	11	
		Range Time		1:12.5	+21.3	10		1:13.8	+24.8	10	
		Course Time	4:14.5	0.0	1	3:13.1	0.0	1	1:30.2	0.0	1
		Penalty Time		19.1		33.9					
3	101	<b>WALTER Leonie Maria</b> Guide: KRASMAN Christian	GER	NS2	97	1	12:18.8	+31.0	3		
		Cumulative Time	5:54.1	+28.7	5	10:43.7	+36.9	2	12:18.8	+31.0	3
		Loop Time	5:54.1	+28.7	5	4:49.6	+8.2	3	1:35.1	+4.9	2
		Ski Time	5:54.1	+28.7	5	10:28.7	+36.9	4			
		Shooting	0	29.9	+6.5	5	1	29.5	+8.8	4	
		Range Time		1:01.7	+10.5	5		59.0	+10.0	5	
		Course Time	4:48.1	+33.6	4	3:31.5	+18.4	3	1:35.1	+4.9	2
		Penalty Time		4.3		19.1					
4	104	<b>WANG Yue</b> Guide: CHEN Guoming	CHN	NS2	97	3	12:22.6	+34.8	4		
		Cumulative Time	5:51.0	+25.6	3	10:44.2	+37.4	3	12:22.6	+34.8	4
		Loop Time	5:51.0	+25.6	3	4:53.2	+11.8	6	1:38.4	+8.2	3
		Ski Time	5:36.0	+10.6	3	9:59.2	+7.4	2			
		Shooting	1	40.3	+16.9	9	2	36.2	+15.5	7	
		Range Time		1:08.7	+17.5	8		1:04.5	+15.5	7	
		Course Time	4:23.2	+8.7	2	3:14.7	+1.6	2	1:38.4	+8.2	3
		Penalty Time		19.1		34.0					
5	106	<b>KAZMAIER Linn</b> Guide: BAUMANN Florian	GER	NS3	100	0	12:37.2	+49.4	5		
		Cumulative Time	6:02.6	+37.2	6	10:54.8	+48.0	6	12:37.2	+49.4	5
		Loop Time	6:02.6	+37.2	6	4:52.2	+10.8	4	1:42.4	+12.2	5
		Ski Time	6:02.6	+37.2	7	10:54.8	+1:03.0	=6			
		Shooting	0	37.7	+14.3	7	0	41.3	+20.6	9	
		Range Time		1:07.3	+16.1	7		1:07.4	+18.4	9	
		Course Time	4:51.1	+36.6	5	3:40.6	+27.5	7	1:42.4	+12.2	5
		Penalty Time		4.2		4.2					
6	105	<b>RECKTENWALD Johanna</b> Guide: SCHULER Adrian	GER	NS2	97	1	12:40.8	+53.0	6		
		Cumulative Time	5:53.6	+28.2	4	10:54.4	+47.6	5	12:40.8	+53.0	6
		Loop Time	5:53.6	+28.2	4	5:00.8	+19.4	=7	1:46.4	+16.2	7
		Ski Time	5:53.6	+28.2	4	10:39.4	+47.6	5			
		Shooting	0	28.9	+5.5	4	1	36.4	+15.7	8	
		Range Time		56.6	+5.4	4		1:05.3	+16.3	8	
		Course Time	4:52.7	+38.2	6	3:36.5	+23.4	6	1:46.4	+16.2	7
		Penalty Time		4.3		19.0					



## Competition Analysis

### Analisi della competizione

Rank	Bib	Name				NPC Code	Sport Class	%		T			
		Loop 1			Loop 2			Loop 3			Result	Behind	Rank
		Time	Rank		Time	Rank		Time	Rank				
7	107	<b>DANYLENKO Oleksandra</b>				UKR	NS1	88		1	13:01.0	+1:13.2	7
		Guide: STAKHURSKYI Mykyta											
Cumulative Time		6:30.1	+1:04.7	9	11:16.2	+1:09.4	7				13:01.0	+1:13.2	7
Loop Time		6:30.1	+1:04.7	9	4:46.1	+4.7	2	1:44.8	+14.6	6			
Ski Time		6:15.1	+49.7	9	11:01.2	+1:09.4	8				12:46.0	+1:13.9	8
Shooting	1	40.2	+16.8	8	30.7	+10.0	5						
Range Time		1:05.0	+13.8	6	57.6	+8.6	4				2:02.6	+22.4	6
Course Time		5:05.5	+51.0	10	3:44.0	+30.9	8	1:44.8	+14.6	6	10:34.3	+1:36.5	8
Penalty Time		19.6			4.5								
8	108	<b>VARKOVETS Ilona</b>				UKR	NS3	100		2	13:14.4	+1:26.6	8
		Guide: KOVALOVA Daryna											
Cumulative Time		6:17.8	+52.4	8	11:24.8	+1:18.0	9				13:14.4	+1:26.6	8
Loop Time		6:17.8	+52.4	8	5:07.0	+25.6	10	1:49.6	+19.4	9			
Ski Time		6:02.8	+37.4	8	10:54.8	+1:03.0	=6				12:44.4	+1:12.3	7
Shooting	1	24.5	+1.1	2	23.6	+2.9	3						
Range Time		51.3	+0.1	2	53.5	+4.5	2				1:44.8	+4.6	2
Course Time		5:06.8	+52.3	11	3:54.0	+40.9	9	1:49.6	+19.4	9	10:50.4	+1:52.6	10
Penalty Time		19.7			19.5								
9	109	<b>SHYSHKOVA Oksana</b>				UKR	NS3	100		1	13:15.6	+1:27.8	9
		Guide: KAZARIAN Artem											
Cumulative Time		6:14.4	+49.0	7	11:18.6	+1:11.8	8				13:15.6	+1:27.8	9
Loop Time		6:14.4	+49.0	7	5:04.2	+22.8	9	1:57.0	+26.8	12			
Ski Time		5:59.4	+34.0	6	11:03.6	+1:11.8	9				13:00.6	+1:28.5	9
Shooting	1	27.4	+4.0	3	22.5	+1.8	2						
Range Time		56.4	+5.2	3	56.3	+7.3	3				1:52.7	+12.5	3
Course Time		4:58.6	+44.1	7	4:03.4	+50.3	12	1:57.0	+26.8	12	10:59.0	+2:01.2	11
Penalty Time		19.4			4.5								
10	110	<b>CONG Jihong</b>				CHN	NS3	100		1	13:18.9	+1:31.1	10
		Guide: LIU Jiaxuan											
Cumulative Time		6:34.2	+1:08.8	10	11:26.8	+1:20.0	10				13:18.9	+1:31.1	10
Loop Time		6:34.2	+1:08.8	10	4:52.6	+11.2	5	1:52.1	+21.9	11			
Ski Time		6:19.2	+53.8	10	11:11.8	+1:20.0	10				13:03.9	+1:31.8	10
Shooting	1	42.6	+19.2	10	45.4	+24.7	10						
Range Time		1:14.5	+23.3	11	1:14.0	+25.0	11				2:28.5	+48.3	11
Course Time		5:00.0	+45.5	8	3:34.9	+21.8	5	1:52.1	+21.9	11	10:27.0	+1:29.2	7
Penalty Time		19.7			3.7								
11	113	<b>LOBASHEVA Romana</b>				UKR	NS3	100		3	13:56.0	+2:08.2	11
		Guide: SHABALDINA Anastasiia											
Cumulative Time		6:49.6	+1:24.2	11	12:09.4	+2:02.6	11				13:56.0	+2:08.2	11
Loop Time		6:49.6	+1:24.2	11	5:19.8	+38.4	11	1:46.6	+16.4	8			
Ski Time		6:19.6	+54.2	11	11:24.4	+1:32.6	11				13:11.0	+1:38.9	11
Shooting	2	36.6	+13.2	6	34.1	+13.4	6						
Range Time		1:09.6	+18.4	9	1:04.2	+15.2	6				2:13.8	+33.6	8
Course Time		5:05.0	+50.5	9	3:55.8	+42.7	10	1:46.6	+16.4	8	10:47.4	+1:49.6	9
Penalty Time		35.0			19.8								
12	112	<b>YANG Qianru</b>				CHN	NS3	100		3	15:02.7	+3:14.9	12
		Guide: WANG Guanyu											
Cumulative Time		7:08.4	+1:43.0	12	13:10.7	+3:03.9	12				15:02.7	+3:14.9	12
Loop Time		7:08.4	+1:43.0	12	6:02.3	+1:20.9	12	1:52.0	+21.8	10			
Ski Time		6:38.4	+1:13.0	12	12:25.7	+2:33.9	12				14:17.7	+2:45.6	12
Shooting	2	46.3	+22.9	11	1:15.3	+54.6	13						
Range Time		1:18.9	+27.7	12	1:46.7	+57.7	13				3:05.6	+1:25.4	12
Course Time		5:15.4	+1:00.9	12	3:56.5	+43.4	11	1:52.0	+21.8	10	11:03.9	+2:06.1	12
Penalty Time		34.1			19.1								



## Competition Analysis

Analisi della competizione

Rank	Bib	Name	Loop 1		Loop 2		Loop 3		T	Result	Behind	Rank		
			Time	Rank	Time	Rank	Time	Rank						
13	111	DICKENS Taryn							3	20:28.1	+8:40.3	13		
		Guide: CULLEN Lynn Maree												
		Cumulative Time	10:44.0	+5:18.6	13	17:55.2	+7:48.4	13		20:28.1	+8:40.3	13		
		Loop Time	10:44.0	+5:18.6	13	7:11.2	+2:29.8	13	2:32.9	+1:02.7	13			
		Ski Time	10:14.0	+4:48.6	13	17:10.2	+7:18.4	13						
		Shooting	2	1:02.0	+38.6	13	1	54.3	+33.6	12				
		Range Time	1:47.8	+56.6	13	1:34.5	+45.5	12		3:22.3	+1:42.1	13		
		Course Time	8:20.4	+4:05.9	13	5:15.5	+2:02.4	13	2:32.9	+1:02.7	13	16:08.8	+7:11.0	13
		Penalty Time	35.8			21.2								

**Legend:**

= Equal sign indicates that two or more competitors share the same rank T Total penalties



FRI 13 MAR 2026

Start Time 13:50

End Time 14:09

## Competition Analysis

Analisi della competizione

Rank	Bib	Name	NPC Code	Sport Class	%	T					
		Loop 1	Loop 2		Loop 3		Result	Behind	Rank		
		Time	Rank	Time	Rank	Time	Rank				
1	103	<b>EDLINGEROVA Carina</b> Guide: PATAVA Alexandr	CZE	NS2	97		3	13:38.1	0.0	1	
		Cumulative Time	6:50.5	+7.7	2	11:45.6	0.0	1			
		Loop Time	6:06.5	+2.9	5	4:55.1	+17.5	3	1:52.5	+15.0	7
		Shooting	2	27.3	+6.0	3	1	28.5	+5.3	4	
		Range Time	58.5	+6.0	3	58.1	+4.2	3			
		Course Time	4:33.3	+8.8	2	3:37.0	+11.5	3	1:56.6	+7.5	4
		Penalty Time	34.6			20.0			10:02.8	+26.9	2
2	104	<b>WANG Yue</b> Guide: CHEN Guoming	CHN	NS2	97		1	13:48.0	+9.9	2	
		Cumulative Time	7:24.5	+41.7	3	12:02.1	+16.5	2			
		Loop Time	6:05.5	+1.9	3	4:37.6	0.0	1	1:45.9	+8.4	5
		Shooting	1	53.7	+32.4	11	0	35.9	+12.7	7	
		Range Time	1:22.9	+30.4	9	1:08.1	+14.2	8			
		Course Time	4:24.5	0.0	1	3:25.5	0.0	1	2:31.0	+41.9	9
		Penalty Time	18.1			3.9			9:35.9	0.0	1
3	102	<b>BUBENICKOVA Simona</b> Guide: SRUTEK David	CZE	NS1	88		1	13:59.2	+21.1	3	
		Cumulative Time	6:42.8	0.0	1	12:21.7	+36.1	4			
		Loop Time	6:42.8	+39.2	9	5:38.9	+1:01.3	10	1:37.5	0.0	1
		Shooting	0	1:06.4	+45.1	12	1	51.4	+28.2	11	
		Range Time	1:44.0	+51.5	11	1:31.7	+37.8	11			
		Course Time	4:54.0	+29.5	4	3:46.0	+20.5	5	3:15.7	+1:26.6	12
		Penalty Time	4.7			21.2			10:17.5	+41.6	4
3	101	<b>WALTER Leonie Maria</b> Guide: KRASMAN Christian	GER	NS2	97		1	13:59.2	+21.1	3	
		Cumulative Time	7:24.8	+42.0	4	12:19.4	+33.8	3			
		Loop Time	6:09.8	+6.2	7	4:54.6	+17.0	2	1:39.8	+2.3	3
		Shooting	0	31.6	+10.3	5	1	29.1	+5.9	5	
		Range Time	1:52.0	+59.5	12	59.6	+5.7	5			
		Course Time	4:50.6	+26.1	3	3:35.2	+9.7	2	2:51.6	+1:02.5	10
		Penalty Time				19.8			10:05.6	+29.7	3
5	105	<b>RECKTENWALD Johanna</b> Guide: SCHULER Adrian	GER	NS2	97		1	14:44.0	+1:05.9	5	
		Cumulative Time	7:42.6	+59.8	5	12:48.9	+1:03.3	5			
		Loop Time	6:05.6	+2.0	4	5:06.3	+28.7	5	1:55.1	+17.6	10
		Shooting	0	24.9	+3.6	2	1	23.2	0.0	1	
		Range Time	55.2	+2.7	2	53.9	0.0	1			
		Course Time	5:05.8	+41.3	7	3:51.3	+25.8	7	1:49.1	0.0	1
		Penalty Time	4.6			21.1			10:52.2	+1:16.3	7
6	106	<b>KAZMAIER Linn</b> Guide: BAUMANN Florian	GER	NS3	100		1	14:56.4	+1:18.3	6	
		Cumulative Time	7:59.8	+1:17.0	6	13:17.7	+1:32.1	6			
		Loop Time	6:04.8	+1.2	2	5:17.9	+40.3	7	1:38.7	+1.2	2
		Shooting	0	34.2	+12.9	=6	1	40.3	+17.1	10	
		Range Time	1:03.0	+10.5	5	1:08.0	+14.1	7			
		Course Time	4:57.6	+33.1	6	3:48.5	+23.0	6	2:11.0	+21.9	5
		Penalty Time	4.2			21.4			10:24.8	+48.9	6
7	109	<b>SHYSHKOVA Oksana</b> Guide: KAZARIAN Artem	UKR	NS3	100		0	15:26.9	+1:48.8	7	
		Cumulative Time	8:36.6	+1:53.8	8	13:38.1	+1:52.5	7			
		Loop Time	6:03.6	0.0	1	5:01.5	+23.9	4	1:48.8	+11.3	6
		Shooting	0	21.3	0.0	1	0	28.3	+5.1	3	
		Range Time	52.5	0.0	1	59.3	+5.4	4			
		Course Time	5:06.3	+41.8	8	3:57.9	+32.4	8	1:51.8	+2.7	2
		Penalty Time	4.8			4.2			10:53.0	+1:17.1	8



## Competition Analysis

### Analisi della competizione

Rank	Bib	Name	NPC Code	Sport Class	%	T				Result	Behind	Rank		
		Loop 1	Loop 2		Loop 3									
		Time	Rank	Time	Rank	Time	Rank							
8	110	<b>CONG Jihong</b> Guide: LIU Jiaxuan	CHN	NS3	100						2	15:51.7	+2:13.6	8
Cumulative Time		8:44.2	+2:01.4	9	14:09.3	+2:23.7	9					15:51.7	+2:13.6	8
Loop Time		6:08.2	+4.6	6	5:25.1	+47.5	8	1:42.4	+4.9	4				
Shooting		0	40.1	+18.8	9	2	39.1	+15.9	9					
Range Time		1:08.6	+16.1	6	1:11.6	+17.7	10				2:20.2	+31.1	7	
Course Time		4:55.2	+30.7	5	3:40.0	+14.5	4	1:42.4	+4.9	4		10:17.6	+41.7	5
Penalty Time		4.3				33.5								
9	108	<b>VARKOVETS Ilona</b> Guide: KOVALOVA Daryna	UKR	NS3	100						1	15:56.3	+2:18.2	9
Cumulative Time		8:47.6	+2:04.8	10	14:02.4	+2:16.8	8					15:56.3	+2:18.2	9
Loop Time		6:15.6	+12.0	8	5:14.8	+37.2	6	1:53.9	+16.4	9				
Shooting		0	30.8	+9.5	4	1	26.1	+2.9	2					
Range Time		59.0	+6.5	4	55.8	+1.9	2				1:54.8	+5.7	3	
Course Time		5:12.1	+47.6	9	3:58.3	+32.8	9	1:53.9	+16.4	9		11:04.3	+1:28.4	9
Penalty Time		4.5				20.6								
10	107	<b>DANYLENKO Oleksandra</b> Guide: STAKHURSKYI Mykyta	UKR	NS1	88						0	16:13.5	+2:35.4	10
Cumulative Time		8:35.5	+1:52.7	7	14:12.3	+2:26.7	10					16:13.5	+2:35.4	10
Loop Time		7:51.5	+1:47.9	12	5:36.8	+59.2	9	2:01.2	+23.7	11				
Shooting		0	36.5	+15.2	8	0	38.2	+15.0	8					
Range Time		1:11.5	+19.0	8	1:10.6	+16.7	9				2:22.1	+33.0	8	
Course Time		6:34.6	+2:10.1	12	4:20.6	+55.1	12	2:01.2	+23.7	11		12:56.4	+3:20.5	12
Penalty Time		5.3				5.5								
11	113	<b>LOBASHEVA Romana</b> Guide: SHABALDINA Anastasiia	UKR	NS3	100						4	18:19.6	+4:41.5	11
Cumulative Time		10:43.0	+4:00.2	11	16:25.8	+4:40.2	11					18:19.6	+4:41.5	11
Loop Time		7:29.0	+1:25.4	11	5:42.8	+1:05.2	11	1:53.8	+16.3	8				
Shooting		3	34.2	+12.9	=6	1	31.0	+7.8	6					
Range Time		1:11.0	+18.5	7	1:06.2	+12.3	6				2:17.2	+28.1	6	
Course Time		5:18.3	+53.8	10	4:12.5	+47.0	10	1:53.8	+16.3	8		11:24.6	+1:48.7	10
Penalty Time		59.7				24.1								
12	112	<b>YANG Qianru</b> Guide: WANG Guanyu	CHN	NS3	100						1	19:31.9	+5:53.8	12
Cumulative Time		11:26.6	+4:43.8	12	17:27.6	+5:42.0	12					19:31.9	+5:53.8	12
Loop Time		7:06.6	+1:03.0	10	6:01.0	+1:23.4	12	2:04.3	+26.8	12				
Shooting		1	48.7	+27.4	10	0	1:09.8	+46.6	12					
Range Time		1:23.3	+30.8	10	1:42.7	+48.8	12				3:06.0	+1:16.9	11	
Course Time		5:20.7	+56.2	11	4:13.2	+47.7	11	2:04.3	+26.8	12		11:38.2	+2:02.3	11
Penalty Time		22.6				5.1								

### Jury decisions

#### Time adjustment

3	102	<b>BUBENICKOVA Simona</b> Guide: SRUTEK David	CZE	NS1	88							-12.6	ECR 11.4.b
3	101	<b>WALTER Leonie Maria</b> Guide: KRASMAN Christian	GER	NS2	97							-51.0	ECR 8.7.4.a

### Legend:

=	Equal sign indicates that two or more competitors share the same rank	ECR	Event and Competition Rules
T	Total penalties		



Results  
Risultati

Rank	Bib	IBU ID	Name	NPC Code	Sport Class	%	Real Time	Delta	S1	S2	T	Result
1	46	100432	RAD Taras	UKR	LW12	100	19:55.5		0	0	0	19:55.5
2	45	100521	LIU Mengtao	CHN	LW12	100	20:04.8	+9.3	0	0	0	20:04.8
3	44	100692	LIU Zixu	CHN	LW12	100	20:13.1	+17.6	0	0	0	20:13.1
4	37	100561	KRAVCHUK Vasyil	UKR	LW11	93	21:59.4	+33.9	0	0	0	20:27.0
5	35	100186	SWEENEY Joshua	USA	LW12	100	20:28.1	+32.6	0	0	0	20:28.1
6	48	100015	PIKE Aaron	USA	LW11	93	22:05.2	+39.7	0	0	0	20:32.4
7	43	100693	MAO Zhongwu	CHN	LW11	93	22:13.3	+47.8	1	1	2	20:40.0
8	47	100625	KHAMITOV Yerbol	KAZ	LW12	100	20:47.2	+51.7	1	0	1	20:47.2
9	36	100714	ALEKSYK Oleksandr	UKR	LW12	100	20:55.8	+1:00.3	0	0	0	20:55.8
10	38	100325	SHIN Eui Hyun	KOR	LW12	100	21:08.4	+1:12.9	0	0	0	21:08.4
11	39	100447	CAMERON Collin	CAN	LW11.5	96	22:12.2	+1:26.9	0	1	1	21:18.9
12	34	100715	BAL Pavlo	UKR	LW11.5	96	22:22.1	+1:36.8	1	1	2	21:28.4
13	41	100696	WANG Tao	CHN	LW12	100	22:05.8	+2:10.3	3	0	3	22:05.8
14	42	100386	ZAPLOTINSKY Derek	CAN	LW10.5	87	25:35.2	+2:41.1	1	1	2	22:15.6
15	33	100994	SHYMKO Hryhorii	UKR	LW10.5	87	25:56.0	+3:01.9	1	2	3	22:33.7
16	32	100612	ROCHA Guilherme	BRA	LW12	100	22:48.9	+2:53.4	0	0	0	22:48.9
17	26	100887	PISANI Marco	ITA	LW12	100	23:02.8	+3:07.3	1	0	1	23:02.8
18	30	100231	USSOLTSEV Sergey	KAZ	LW12	100	23:12.4	+3:16.9	0	0	0	23:12.4
19	25	100905	KNEELAND Michael	USA	LW11.5	96	24:31.1	+3:45.8	0	0	0	23:32.3
20	31	100990	RIVERO FERNANDEZ Higinio	ESP	LW10.5	87	27:05.4	+4:11.3	2	1	3	23:34.1
21	28	100611	LULA Robelson	BRA	LW12	100	24:27.0	+4:31.5	2	2	4	24:27.0
22	27	100565	WON Yoomin	KOR	LW11.5	96	25:29.6	+4:44.3	0	1	1	24:28.4
23	40	100503	MEENAGH Scott	GBR	LW12	100	24:54.3	+4:58.8	1	5	6	24:54.3
24	29	100760	MINAMOTO Takaharu	JPN	LW12	100	25:27.3	+5:31.8	5	1	6	25:27.3
25	21	100624	BEREZIN Yuriy	KAZ	LW12	100	25:40.9	+5:45.4	2	3	5	25:40.9
26	24	101058	MILN Dave	AUS	LW12	100	26:05.2	+6:09.7	1	2	3	26:05.2
27	22	100779	LORENZO Omar Alejandro	ARG	LW11	93	31:42.9	+10:17.4	1	5	6	29:29.7
28	23	100894	BRUMBY Matthew	AUS	LW10	86	37:52.8	+14:42.7	0	2	2	32:34.6

Jury Information			Course Information		
IBU Technical Delegate	SCHJERVEN Jens (NOR)		Course name	Sit Ski BT 2.5km	
IBU Referee	NEESER SCHLEGEL Hans Peter (SUI)		Height Difference (HD)	15m	
Chief of Competition	WALDER Ulrich (ITA)		Maximum Climb (MC)	9m	
Jury Member	RIBELA Leandro (BRA)		Total Climb (TC)	37/38m	
Jury Member	XUE Hanfang (CHN)		Length of Lap	2196/2509m	
IBU Race Director	RIIHIVUORI Tomi-Pekka (FIN)		Number of Laps	3	

Weather	Snow Condition	Temperature		Athletes/NPCs					
		Air	Snow	Entries	Ranked	DNF	DSQ	DNS	DQB
Sunny	Hard packed variable	10.3°C	0.0°C	28/13	28/13	0/0	0/0	0/0	0/0

**Note:**  
All times except 'Real Time' are calculated times. Results (calculated time) is the real time multiplied by the athlete's percentage.  
Delta – is the time (in real time) the skier would have to ski faster in order to tie the winners results (in adjusted time).

Legend:			
<b>DNF</b>	Did not Finish	<b>DNS</b>	Did not Start
<b>DQB</b>	Disqualified for unsportsmanlike behaviour	<b>DSQ</b>	Disqualified
<b>NPS</b>	Not Permitted to Start	<b>S1</b>	Shooting Round 1
<b>S2</b>	Shooting Round 2	<b>T</b>	Total Penalties





## Competition Analysis

### Analisi della competizione

Rank	Bib	Name	Loop 1		Loop 2		Loop 3		Result		Behind	Rank		
			Time	Rank	Time	Rank	Time	Rank						
<b>8</b>	<b>47</b>	<b>KHAMITOV Yerbol</b>							<b>1</b>	<b>20:47.2</b>	<b>+51.7</b>	<b>8</b>		
Cumulative Time			8:15.3	+27.1	11	15:35.3	+33.3	6		20:47.2	+51.7	8		
Loop Time			8:15.3	+27.1	11	7:20.0	+9.0	3	5:11.9	+20.7	11			
Shooting	1		32.3	+11.4	7	25.4	0.0	1		57.8	+10.4	5		
Range Time			49.0	+2.3	6	43.1	0.0	1		1:32.1	0.0	1		
Course Time			7:01.3	+9.7	=5	6:32.7	+18.6	10	5:11.9	+20.7	11	18:45.9	+39.5	11
Penalty Time			25.0			4.2				29.2				
<b>9</b>	<b>36</b>	<b>ALEKSYK Oleksandr</b>							<b>0</b>	<b>20:55.8</b>	<b>+1:00.3</b>	<b>9</b>		
Cumulative Time			8:13.7	+25.5	10	15:55.0	+53.0	10		20:55.8	+1:00.3	9		
Loop Time			8:13.7	+25.5	10	7:41.3	+30.3	11	5:00.8	+9.6	6			
Shooting	0		34.1	+13.2	12	39.2	+13.8	19		1:13.4	+26.0	=15		
Range Time			58.7	+12.0	12	1:04.2	+21.1	20		2:02.9	+30.8	18		
Course Time			7:10.7	+19.1	12	6:33.2	+19.1	11	5:00.8	+9.6	6	18:44.7	+38.3	10
Penalty Time			4.3			3.9				8.2				
<b>10</b>	<b>38</b>	<b>SHIN Eui Hyun</b>							<b>0</b>	<b>21:08.4</b>	<b>+1:12.9</b>	<b>10</b>		
Cumulative Time			8:12.2	+24.0	9	15:43.8	+41.8	9		21:08.4	+1:12.9	10		
Loop Time			8:12.2	+24.0	9	7:31.6	+20.6	10	5:24.6	+33.4	14			
Shooting	0		27.3	+6.4	4	27.5	+2.1	6		54.9	+7.5	4		
Range Time			48.6	+1.9	5	46.6	+3.5	3		1:35.2	+3.1	4		
Course Time			7:19.1	+27.5	15	6:40.8	+26.7	13	5:24.6	+33.4	14	19:24.5	+1:18.1	15
Penalty Time			4.5			4.2				8.7				
<b>11</b>	<b>39</b>	<b>CAMERON Collin</b>							<b>1</b>	<b>21:18.9</b>	<b>+1:23.4</b>	<b>11</b>		
Cumulative Time			8:11.9	+23.7	8	16:04.7	+1:02.7	11		21:18.9	+1:23.4	11		
Loop Time			8:11.9	+23.7	8	7:52.8	+41.8	12	5:14.2	+23.0	12			
Shooting	0		31.1	+10.2	6	26.7	+1.3	4		57.9	+10.5	6		
Range Time			57.2	+10.5	11	51.0	+7.9	7		1:48.2	+16.1	=9		
Course Time			7:10.0	+18.4	11	6:36.3	+22.2	12	5:14.2	+23.0	12	19:00.5	+54.1	12
Penalty Time			4.7			25.5				30.2				
<b>12</b>	<b>34</b>	<b>BAL Pavlo</b>							<b>2</b>	<b>21:28.4</b>	<b>+1:32.9</b>	<b>12</b>		
Cumulative Time			8:25.9	+37.7	12	16:27.8	+1:25.8	12		21:28.4	+1:32.9	12		
Loop Time			8:25.9	+37.7	12	8:01.9	+50.9	13	5:00.6	+9.4	5			
Shooting	1		41.3	+20.4	21	54.0	+28.6	26		1:35.3	+47.9	24		
Range Time			1:05.8	+19.1	21	1:18.7	+35.6	26		2:24.5	+52.4	25		
Course Time			6:51.6	0.0	1	6:14.2	+0.1	2	5:00.6	+9.4	5	18:06.4	0.0	1
Penalty Time			28.5			29.0				57.5				
<b>13</b>	<b>41</b>	<b>WANG Tao</b>							<b>3</b>	<b>22:05.8</b>	<b>+2:10.3</b>	<b>13</b>		
Cumulative Time			9:36.6	+1:48.4	22	17:06.4	+2:04.4	14		22:05.8	+2:10.3	13		
Loop Time			9:36.6	+1:48.4	22	7:29.8	+18.8	9	4:59.4	+8.2	4			
Shooting	3		1:04.5	+43.6	26	34.6	+9.2	14		1:39.1	+51.7	26		
Range Time			1:25.6	+38.9	26	55.6	+12.5	11		2:21.2	+49.1	24		
Course Time			7:01.3	+9.7	=5	6:29.8	+15.7	9	4:59.4	+8.2	4	18:30.5	+24.1	7
Penalty Time			1:09.7			4.4				1:14.1				
<b>14</b>	<b>42</b>	<b>ZAPLOTINSKY Derek</b>							<b>2</b>	<b>22:15.6</b>	<b>+2:20.1</b>	<b>14</b>		
Cumulative Time			8:43.7	+55.5	14	16:55.2	+1:53.2	13		22:15.6	+2:20.1	14		
Loop Time			8:43.7	+55.5	14	8:11.5	+1:00.5	14	5:20.4	+29.2	13			
Shooting	1		44.1	+23.2	23	41.6	+16.2	20		1:25.7	+38.3	21		
Range Time			1:00.6	+13.9	17	1:01.6	+18.5	16		2:02.2	+30.1	16		
Course Time			7:15.0	+23.4	14	6:41.0	+26.9	=14	5:20.4	+29.2	13	19:16.4	+1:10.0	13
Penalty Time			28.1			28.9				57.0				



## Competition Analysis

### Analisi della competizione

Rank	Bib	Name	NPC Code		Sport Class		%	T				
Loop 1			Loop 2			Loop 3			Result	Behind	Rank	
Time		Rank	Time		Rank	Time		Rank				
<b>15</b>	<b>33</b>	<b>SHYMKO Hryhorii</b>	<b>UKR</b>		<b>LW10.5</b>		<b>87</b>	<b>3</b>		<b>22:33.7</b>	<b>+2:38.2</b>	<b>15</b>
Cumulative Time	8:27.8	+39.6	13	17:07.7	+2:05.7	15			22:33.7	+2:38.2	15	
Loop Time	8:27.8	+39.6	13	8:39.9	+1:28.9	20	5:26.0	+34.8	15			
Shooting	1	33.0	+12.1	10	2	50.1	+24.7	23	3	1:23.1	+35.7	19
Range Time	48.3	+1.6	4	1:03.8	+20.7	19			1:52.1	+20.0	11	
Course Time	7:12.5	+20.9	13	6:41.0	+26.9	=14	5:26.0	+34.8	15	19:19.5	+1:13.1	14
Penalty Time	27.0			55.1					1:22.1			
<b>16</b>	<b>32</b>	<b>ROCHA Guilherme</b>	<b>BRA</b>		<b>LW12</b>		<b>100</b>	<b>0</b>		<b>22:48.9</b>	<b>+2:53.4</b>	<b>16</b>
Cumulative Time	8:51.7	+1:03.5	15	17:14.1	+2:12.1	16			22:48.9	+2:53.4	16	
Loop Time	8:51.7	+1:03.5	15	8:22.4	+1:11.4	16	5:34.8	+43.6	18			
Shooting	0	47.7	+26.8	25	0	51.0	+25.6	24	0	1:38.8	+51.4	25
Range Time	1:12.7	+26.0	25	1:16.4	+33.3	25			2:29.1	+57.0	26	
Course Time	7:33.8	+42.2	16	7:01.2	+47.1	18	5:34.8	+43.6	18	20:09.8	+2:03.4	16
Penalty Time	5.2			4.8					10.0			
<b>17</b>	<b>26</b>	<b>PISANI Marco</b>	<b>ITA</b>		<b>LW12</b>		<b>100</b>	<b>1</b>		<b>23:02.8</b>	<b>+3:07.3</b>	<b>17</b>
Cumulative Time	9:11.7	+1:23.5	19	17:31.3	+2:29.3	17			23:02.8	+3:07.3	17	
Loop Time	9:11.7	+1:23.5	19	8:19.6	+1:08.6	15	5:31.5	+40.3	17			
Shooting	1	34.7	+13.8	14	0	38.6	+13.2	17	1	1:13.4	+26.0	=15
Range Time	1:00.1	+13.4	15	1:02.5	+19.4	17			2:02.6	+30.5	17	
Course Time	7:42.9	+51.3	19	7:12.0	+57.9	20	5:31.5	+40.3	17	20:26.4	+2:20.0	20
Penalty Time	28.7			5.1					33.8			
<b>18</b>	<b>30</b>	<b>USSOLTSEV Sergey</b>	<b>KAZ</b>		<b>LW12</b>		<b>100</b>	<b>0</b>		<b>23:12.4</b>	<b>+3:16.9</b>	<b>18</b>
Cumulative Time	9:06.4	+1:18.2	17	17:32.7	+2:30.7	18			23:12.4	+3:16.9	18	
Loop Time	9:06.4	+1:18.2	17	8:26.3	+1:15.3	18	5:39.7	+48.5	21			
Shooting	0	36.0	+15.1	15	0	36.3	+10.9	15	0	1:12.3	+24.9	13
Range Time	59.7	+13.0	14	1:00.1	+17.0	15			1:59.8	+27.7	14	
Course Time	8:00.7	+1:09.1	24	7:20.6	+1:06.5	22	5:39.7	+48.5	21	21:01.0	+2:54.6	22
Penalty Time	6.0			5.6					11.6			
<b>19</b>	<b>25</b>	<b>KNEELAND Michael</b>	<b>USA</b>		<b>LW11.5</b>		<b>96</b>	<b>0</b>		<b>23:32.3</b>	<b>+3:36.8</b>	<b>19</b>
Cumulative Time	9:16.4	+1:28.2	20	17:47.8	+2:45.8	19			23:32.3	+3:36.8	19	
Loop Time	9:16.4	+1:28.2	20	8:31.4	+1:20.4	19	5:44.5	+53.3	23			
Shooting	0	34.3	+13.4	13	0	34.0	+8.6	13	0	1:08.4	+21.0	=11
Range Time	1:02.4	+15.7	19	1:03.1	+20.0	18			2:05.5	+33.4	19	
Course Time	8:08.3	+1:16.7	26	7:21.9	+1:07.8	24	5:44.5	+53.3	23	21:14.7	+3:08.3	24
Penalty Time	5.7			6.4					12.1			
<b>20</b>	<b>31</b>	<b>RIVERO FERNANDEZ Higinio</b>	<b>ESP</b>		<b>LW10.5</b>		<b>87</b>	<b>3</b>		<b>23:34.1</b>	<b>+3:38.6</b>	<b>20</b>
Cumulative Time	9:30.2	+1:42.0	21	17:54.3	+2:52.3	20			23:34.1	+3:38.6	20	
Loop Time	9:30.2	+1:42.0	21	8:24.1	+1:13.1	17	5:39.8	+48.6	22			
Shooting	2	33.9	+13.0	11	1	33.8	+8.4	12	3	1:07.7	+20.3	10
Range Time	54.8	+8.1	10	53.3	+10.2	9			1:48.1	+16.0	8	
Course Time	7:39.1	+47.5	=17	7:00.1	+46.0	17	5:39.8	+48.6	22	20:19.0	+2:12.6	19
Penalty Time	56.3			30.7					1:27.0			
<b>21</b>	<b>28</b>	<b>LULA Robelson</b>	<b>BRA</b>		<b>LW12</b>		<b>100</b>	<b>4</b>		<b>24:27.0</b>	<b>+4:31.5</b>	<b>21</b>
Cumulative Time	9:49.8	+2:01.6	23	19:00.5	+3:58.5	22			24:27.0	+4:31.5	21	
Loop Time	9:49.8	+2:01.6	23	9:10.7	+1:59.7	22	5:26.5	+35.3	16			
Shooting	2	40.7	+19.8	20	2	42.9	+17.5	21	4	1:23.6	+36.2	20
Range Time	1:06.6	+19.9	23	1:08.1	+25.0	23			2:14.7	+42.6	22	
Course Time	7:45.7	+54.1	21	7:04.9	+50.8	19	5:26.5	+35.3	16	20:17.1	+2:10.7	17
Penalty Time	57.5			57.7					1:55.2			



SAT 7 MAR 2026

Start Time 10:35

End Time 11:14

## Competition Analysis

Analisi della competizione

Rank	Bib	Name	NPC Code		Sport Class		%		T			
Loop 1			Loop 2			Loop 3			Result	Behind	Rank	
Time		Rank	Time		Rank	Time		Rank				
<b>22</b>	<b>27</b>	<b>WON Yoomin</b>	<b>KOR</b>		<b>LW11.5</b>		<b>96</b>		<b>1</b>	<b>24:28.4</b>	<b>+4:32.9</b>	<b>22</b>
Cumulative Time	9:02.6	+1:14.4	16	18:15.5	+3:13.5	21				24:28.4	+4:32.9	22
Loop Time	9:02.6	+1:14.4	16	9:12.9	+2:01.9	23	6:12.9	+1:21.7	26			
Shooting	0	37.7	+16.8	17	1	38.7	+13.3	18	1	1:16.5	+29.1	17
Range Time	1:01.8	+15.1	18	1:07.3	+24.2	22				2:09.1	+37.0	20
Course Time	7:55.7	+1:04.1	23	7:34.7	+1:20.6	26	6:12.9	+1:21.7	26	21:43.3	+3:36.9	26
Penalty Time	5.1			30.9						36.0		
<b>23</b>	<b>40</b>	<b>MEENAGH Scott</b>	<b>GBR</b>		<b>LW12</b>		<b>100</b>		<b>6</b>	<b>24:54.3</b>	<b>+4:58.8</b>	<b>23</b>
Cumulative Time	9:08.5	+1:20.3	18	19:15.6	+4:13.6	23				24:54.3	+4:58.8	23
Loop Time	9:08.5	+1:20.3	18	10:07.1	+2:56.1	26	5:38.7	+47.5	20			
Shooting	1	39.2	+18.3	19	5	37.6	+12.2	16	6	1:16.9	+29.5	18
Range Time	1:00.4	+13.7	16	56.9	+13.8	13				1:57.3	+25.2	13
Course Time	7:39.1	+47.5	=17	6:59.5	+45.4	16	5:38.7	+47.5	20	20:17.3	+2:10.9	18
Penalty Time	29.0			2:10.7						2:39.7		
<b>24</b>	<b>29</b>	<b>MINAMOTO Takaharu</b>	<b>JPN</b>		<b>LW12</b>		<b>100</b>		<b>6</b>	<b>25:27.3</b>	<b>+5:31.8</b>	<b>24</b>
Cumulative Time	10:58.3	+3:10.1	27	19:52.1	+4:50.1	25				25:27.3	+5:31.8	24
Loop Time	10:58.3	+3:10.1	27	8:53.8	+1:42.8	21	5:35.2	+44.0	19			
Shooting	5	38.2	+17.3	18	1	51.3	+25.9	25	6	1:29.6	+42.2	22
Range Time	1:02.7	+16.0	20	1:11.8	+28.7	24				2:14.5	+42.4	21
Course Time	7:43.5	+51.9	20	7:13.7	+59.6	21	5:35.2	+44.0	19	20:32.4	+2:26.0	21
Penalty Time	2:12.1			28.3						2:40.4		
<b>25</b>	<b>21</b>	<b>BEREZIN Yuriy</b>	<b>KAZ</b>		<b>LW12</b>		<b>100</b>		<b>5</b>	<b>25:40.9</b>	<b>+5:45.4</b>	<b>25</b>
Cumulative Time	9:57.0	+2:08.8	24	19:51.3	+4:49.3	24				25:40.9	+5:45.4	25
Loop Time	9:57.0	+2:08.8	24	9:54.3	+2:43.3	24	5:49.6	+58.4	24			
Shooting	2	41.8	+20.9	22	3	30.9	+5.5	9	5	1:12.8	+25.4	14
Range Time	1:06.0	+19.3	22	55.8	+12.7	12				2:01.8	+29.7	15
Course Time	7:49.9	+58.3	22	7:25.0	+1:10.9	25	5:49.6	+58.4	24	21:04.5	+2:58.1	23
Penalty Time	1:01.1			1:33.5						2:34.6		
<b>26</b>	<b>24</b>	<b>MILN Dave</b>	<b>AUS</b>		<b>LW12</b>		<b>100</b>		<b>3</b>	<b>26:05.2</b>	<b>+6:09.7</b>	<b>26</b>
Cumulative Time	10:13.4	+2:25.2	25	20:11.5	+5:09.5	26				26:05.2	+6:09.7	26
Loop Time	10:13.4	+2:25.2	25	9:58.1	+2:47.1	25	5:53.7	+1:02.5	25			
Shooting	1	1:12.4	+51.5	27	2	1:14.2	+48.8	27	3	2:26.7	+1:39.3	27
Range Time	1:37.2	+50.5	27	1:36.6	+53.5	27				3:13.8	+1:41.7	27
Course Time	8:02.8	+1:11.2	25	7:21.4	+1:07.3	23	5:53.7	+1:02.5	25	21:17.9	+3:11.5	25
Penalty Time	33.4			1:00.1						1:33.5		
<b>27</b>	<b>22</b>	<b>LORENZO Omar Alejandro</b>	<b>ARG</b>		<b>LW11</b>		<b>93</b>		<b>6</b>	<b>29:29.7</b>	<b>+9:34.2</b>	<b>27</b>
Cumulative Time	10:39.2	+2:51.0	26	22:41.6	+7:39.6	27				29:29.7	+9:34.2	27
Loop Time	10:39.2	+2:51.0	26	12:02.4	+4:51.4	27	6:48.1	+1:56.9	27			
Shooting	1	46.2	+25.3	24	5	46.6	+21.2	22	6	1:32.8	+45.4	23
Range Time	1:08.1	+21.4	24	1:07.0	+23.9	21				2:15.1	+43.0	23
Course Time	8:56.1	+2:04.5	27	8:19.8	+2:05.7	27	6:48.1	+1:56.9	27	24:04.0	+5:57.6	27
Penalty Time	35.0			2:35.6						3:10.6		
<b>28</b>	<b>23</b>	<b>BRUMBY Matthew</b>	<b>AUS</b>		<b>LW10</b>		<b>86</b>		<b>2</b>	<b>32:34.6</b>	<b>+12:39.1</b>	<b>28</b>
Cumulative Time	11:47.7	+3:59.5	28	24:20.9	+9:18.9	28				32:34.6	+12:39.1	28
Loop Time	11:47.7	+3:59.5	28	12:33.2	+5:22.2	28	8:13.7	+3:22.5	28			
Shooting	0	1:21.8	+1:00.9	28	2	1:16.2	+50.8	28	2	2:38.0	+1:50.6	28
Range Time	1:39.9	+53.2	28	1:38.0	+54.9	28				3:17.9	+1:45.8	28
Course Time	10:01.1	+3:09.5	28	9:42.8	+3:28.7	28	8:13.7	+3:22.5	28	27:57.6	+9:51.2	28
Penalty Time	6.7			1:12.4						1:19.1		

**Legend:**

= Equal sign indicates that two or more competitors share the same rank T Total penalties



Results  
Risultati

Rank	Bib	IBU ID	Name	NPC Code	Sport Class	%	Real Time	Delta	S1	S2	T	Result
1	83	100582	CAI Jiayun	CHN	LW8	96	17:56.7		0	0	0	17:13.6
2	87	100682	LIU Xiaobin	CHN	LW5/7	90	19:32.7	+24.3	0	0	0	17:35.4
3	86	100392	MAIER Marco	GER	LW8	96	18:26.7	+30.0	0	0	0	17:42.4
4	82	100135	VOVCHYNSKYI Grygorii	UKR	LW8	96	18:26.9	+30.2	0	0	0	17:42.6
5	89	100033	ARENDZ Mark	CAN	LW6	95	18:45.9	+37.9	1	0	1	17:49.6
6	88	100365	ROMANIUK Serhii	UKR	LW8	96	18:41.8	+45.1	0	0	0	17:56.9
7	90	100214	DAVIET Benjamin	FRA	LW2	93	19:56.9	+1:25.5	0	0	0	18:33.1
8	79	100441	WU Junbao	CHN	LW5/7	90	20:47.2	+1:38.8	1	0	1	18:42.5
9	78	100560	EHLER Alexander	GER	LW4	96	19:34.2	+1:37.5	0	0	0	18:47.2
10	77	100687	YUAN Mingshou	CHN	LW5/7	90	21:17.7	+2:09.3	1	0	1	19:09.9
11	81	100479	GERLITS Alexandr	KAZ	LW6	95	20:18.8	+2:10.8	2	1	3	19:17.9
12	84	100730	TABOURET Karl	FRA	LW3	87	22:18.4	+2:30.4	1	2	3	19:24.4
13	76	100458	LEHMKER Steffen	GER	LW6	95	20:55.0	+2:47.0	1	0	1	19:52.3
14	80	100822	DRAHUN Serafym	UKR	LW8	96	20:47.5	+2:50.8	1	3	4	19:57.6
15	74	100945	EGGER-RIEDMUELLER Stefan	AUT	LW4	96	21:03.8	+3:07.1	1	0	1	20:13.2
16	71	100552	TONINELLI Cristian	ITA	LW8	96	21:40.8	+3:44.1	1	1	2	20:48.8
17	73	100425	TAVASCI Luca	SUI	LW8	96	22:47.0	+4:50.3	1	3	4	21:52.3
18	75	100071	SATO Keiichi	JPN	LW8	96	22:50.1	+4:53.4	2	2	4	21:55.3
19	72	100937	MOTEJZIK Miroslav	CZE	LW4	96	29:14.6	+11:17.9	3	0	3	28:04.4

Did Not Start					
85	100716	SEREDA Dmytro	UKR	LW8	96

Jury Information			Course Information		
IBU Technical Delegate	SCHJERVEN Jens (NOR)		Course name	Standing BT 2.5km	
IBU Referee	NEESER SCHLEGEL Hans Peter (SUI)		Height Difference (HD)	43m	
Chief of Competition	WALDER Ulrich (ITA)		Maximum Climb (MC)	20m	
Jury Member	RIBELA Leandro (BRA)		Total Climb (TC)	62/61m	
Jury Member	XUE Hanfang (CHN)		Length of Lap	2269/2589m	
IBU Race Director	RIIHIVUORI Tomi-Pekka (FIN)		Number of Laps	3	

Weather	Snow Condition	Temperature		Athletes/NPCs					
		Air	Snow	Entries	Ranked	DNF	DSQ	DNS	QDB
Sunny	Spring conditions	12.6°C	0.0°C	20/11	19/11	0/0	0/0	1/1	0/0

**Note:**  
All times except 'Real Time' are calculated times. Results (calculated time) is the real time multiplied by the athlete's percentage.  
Delta – is the time (in real time) the skier would have to ski faster in order to tie the winners results (in adjusted time).

Legend:			
<b>DNF</b>	Did not Finish	<b>DNS</b>	Did not Start
<b>QDB</b>	Disqualified for unsportsmanlike behaviour	<b>DSQ</b>	Disqualified
<b>NPS</b>	Not Permitted to Start	<b>S1</b>	Shooting Round 1
<b>S2</b>	Shooting Round 2	<b>T</b>	Total Penalties



SAT 7 MAR 2026

Start Time 12:40

End Time 13:10

## Competition Analysis

Analisi della competizione

Rank	Bib	Name	NPC Code		Sport Class		%	T					
			Loop 1		Loop 2		Loop 3			Result	Behind	Rank	
			Time	Rank	Time	Rank	Time	Rank					
<b>1</b>	<b>83</b>	<b>CAI Jiayun</b>	<b>CHN</b>		<b>LW8</b>		<b>96</b>	<b>0</b>		<b>17:13.6</b>	<b>0.0</b>	<b>1</b>	
Cumulative Time		7:14.8	0.0	1	13:30.0	0.0	1			17:13.6	0.0	1	
Loop Time		7:14.8	0.0	1	6:15.2	0.0	1	3:43.6	0.0	1			
Shooting	0	21.2	+1.9	3	23.9	+9.1	5			0	45.1	+11.0	4
Range Time		42.6	+5.3	5	43.5	+6.6	6				1:26.1	+11.9	5
Course Time		6:28.0	+9.7	3	5:27.8	+0.9	2	3:43.6	0.0	1	15:39.4	0.0	1
Penalty Time		4.2			3.9						8.1		
<b>2</b>	<b>87</b>	<b>LIU Xiaobin</b>	<b>CHN</b>		<b>LW5/7</b>		<b>90</b>	<b>0</b>		<b>17:35.4</b>	<b>+21.8</b>	<b>2</b>	
Cumulative Time		7:20.8	+6.0	5	13:43.2	+13.2	2			17:35.4	+21.8	2	
Loop Time		7:20.8	+6.0	5	6:22.4	+7.2	2	3:52.2	+8.6	3			
Shooting	0	42.8	+23.5	17	38.6	+23.8	=13			0	1:21.5	+47.4	17
Range Time		55.1	+17.8	15	52.1	+15.2	13				1:47.2	+33.0	14
Course Time		6:22.1	+3.8	2	5:26.9	0.0	1	3:52.2	+8.6	3	15:41.2	+1.8	2
Penalty Time		3.6			3.4						7.0		
<b>3</b>	<b>86</b>	<b>MAIER Marco</b>	<b>GER</b>		<b>LW8</b>		<b>96</b>	<b>0</b>		<b>17:42.4</b>	<b>+28.8</b>	<b>3</b>	
Cumulative Time		7:17.3	+2.5	3	13:48.0	+18.0	4			17:42.4	+28.8	3	
Loop Time		7:17.3	+2.5	3	6:30.7	+15.5	6	3:54.4	+10.8	5			
Shooting	0	21.6	+2.3	4	21.2	+6.4	4			0	42.8	+8.7	3
Range Time		40.8	+3.5	4	40.7	+3.8	3				1:21.5	+7.3	3
Course Time		6:32.4	+14.1	4	5:46.0	+19.1	8	3:54.4	+10.8	5	16:12.8	+33.4	4
Penalty Time		4.1			4.0						8.1		
<b>4</b>	<b>82</b>	<b>VOVCHYNSKYI Grygorii</b>	<b>UKR</b>		<b>LW8</b>		<b>96</b>	<b>0</b>		<b>17:42.6</b>	<b>+29.0</b>	<b>4</b>	
Cumulative Time		7:17.0	+2.2	2	13:47.1	+17.1	3			17:42.6	+29.0	4	
Loop Time		7:17.0	+2.2	2	6:30.1	+14.9	5	3:55.5	+11.9	6			
Shooting	0	19.3	0.0	1	14.8	0.0	1			0	34.1	0.0	1
Range Time		38.4	+1.1	2	39.8	+2.9	2				1:18.2	+4.0	2
Course Time		6:34.1	+15.8	5	5:45.9	+19.0	7	3:55.5	+11.9	6	16:15.5	+36.1	5
Penalty Time		4.5			4.4						8.9		
<b>5</b>	<b>89</b>	<b>ARENDZ Mark</b>	<b>CAN</b>		<b>LW6</b>		<b>95</b>	<b>1</b>		<b>17:49.6</b>	<b>+36.0</b>	<b>5</b>	
Cumulative Time		7:34.5	+19.7	7	13:57.9	+27.9	6			17:49.6	+36.0	5	
Loop Time		7:34.5	+19.7	7	6:23.4	+8.2	3	3:51.7	+8.1	2			
Shooting	1	30.5	+11.2	=9	27.4	+12.6	8			1	57.9	+23.8	=8
Range Time		45.5	+8.2	9	45.6	+8.7	9				1:31.1	+16.9	10
Course Time		6:18.3	0.0	1	5:33.9	+7.0	3	3:51.7	+8.1	2	15:43.9	+4.5	3
Penalty Time		30.7			3.9						34.6		
<b>6</b>	<b>88</b>	<b>ROMANIUK Serhii</b>	<b>UKR</b>		<b>LW8</b>		<b>96</b>	<b>0</b>		<b>17:56.9</b>	<b>+43.3</b>	<b>6</b>	
Cumulative Time		7:20.1	+5.3	4	13:50.1	+20.1	5			17:56.9	+43.3	6	
Loop Time		7:20.1	+5.3	4	6:30.0	+14.8	4	4:06.8	+23.2	10			
Shooting	0	20.1	+0.8	2	20.0	+5.2	2			0	40.2	+6.1	2
Range Time		37.3	0.0	1	36.9	0.0	1				1:14.2	0.0	1
Course Time		6:38.5	+20.2	7	5:49.0	+22.1	9	4:06.8	+23.2	10	16:34.3	+54.9	8
Penalty Time		4.3			4.1						8.4		
<b>7</b>	<b>90</b>	<b>DAVIET Benjamin</b>	<b>FRA</b>		<b>LW2</b>		<b>93</b>	<b>0</b>		<b>18:33.1</b>	<b>+1:19.5</b>	<b>7</b>	
Cumulative Time		7:33.4	+18.6	6	14:16.0	+46.0	7			18:33.1	+1:19.5	7	
Loop Time		7:33.4	+18.6	6	6:42.6	+27.4	8	4:17.1	+33.5	12			
Shooting	0	24.9	+5.6	6	26.4	+11.6	7			0	51.3	+17.2	5
Range Time		44.0	+6.7	7	44.5	+7.6	7				1:28.5	+14.3	6
Course Time		6:45.3	+27.0	11	5:53.7	+26.8	10	4:17.1	+33.5	12	16:56.1	+1:16.7	12
Penalty Time		4.1			4.4						8.5		



## Competition Analysis

### Analisi della competizione

Rank	Bib	Name	NPC Code		Sport Class		%	T					
			Loop 1		Loop 2		Loop 3		Result		Behind	Rank	
			Time	Rank	Time	Rank	Time	Rank					
<b>8</b>	<b>79</b>	<b>WU Junbao</b>	<b>CHN</b>		<b>LW5/7</b>		<b>90</b>	<b>1</b>		<b>18:42.5</b>	<b>+1:28.9</b>	<b>8</b>	
Cumulative Time		7:57.4	+42.6	11	14:38.9	+1:08.9	8			18:42.5	+1:28.9	8	
Loop Time		7:57.4	+42.6	11	6:41.5	+26.3	7	4:03.6	+20.0	9			
Shooting	1	36.9	+17.6	13	21.0	+6.2	3	1		57.9	+23.8	=8	
Range Time		46.6	+9.3	=10	42.6	+5.7	5			1:29.2	+15.0	8	
Course Time		6:44.6	+26.3	=9	5:55.1	+28.2	11	4:03.6	+20.0	9	16:43.3	+1:03.9	10
Penalty Time		26.2			3.8					30.0			
<b>9</b>	<b>78</b>	<b>EHLER Alexander</b>	<b>GER</b>		<b>LW4</b>		<b>96</b>	<b>0</b>		<b>18:47.2</b>	<b>+1:33.6</b>	<b>9</b>	
Cumulative Time		7:51.3	+36.5	10	14:53.0	+1:23.0	9			18:47.2	+1:33.6	9	
Loop Time		7:51.3	+36.5	10	7:01.7	+46.5	=10	3:54.2	+10.6	4			
Shooting	0	25.2	+5.9	7	39.4	+24.6	15	0		1:04.6	+30.5	11	
Range Time		48.9	+11.6	12	1:01.1	+24.2	18			1:50.0	+35.8	15	
Course Time		6:57.9	+39.6	13	5:56.5	+29.6	12	3:54.2	+10.6	4	16:48.6	+1:09.2	11
Penalty Time		4.5			4.1					8.6			
<b>10</b>	<b>77</b>	<b>YUAN Mingshou</b>	<b>CHN</b>		<b>LW5/7</b>		<b>90</b>	<b>1</b>		<b>19:09.9</b>	<b>+1:56.3</b>	<b>10</b>	
Cumulative Time		8:08.6	+53.8	12	15:10.3	+1:40.3	11			19:09.9	+1:56.3	10	
Loop Time		8:08.6	+53.8	12	7:01.7	+46.5	=10	3:59.6	+16.0	7			
Shooting	1	36.4	+17.1	12	39.6	+24.8	16	1		1:16.1	+42.0	15	
Range Time		46.6	+9.3	=10	56.5	+19.6	14			1:43.1	+28.9	12	
Course Time		6:56.5	+38.2	12	6:01.5	+34.6	13	3:59.6	+16.0	7	16:57.6	+1:18.2	13
Penalty Time		25.5			3.7					29.2			
<b>11</b>	<b>81</b>	<b>GERLITS Alexandr</b>	<b>KAZ</b>		<b>LW6</b>		<b>95</b>	<b>3</b>		<b>19:17.9</b>	<b>+2:04.3</b>	<b>11</b>	
Cumulative Time		8:21.2	+1:06.4	14	15:17.1	+1:47.1	12			19:17.9	+2:04.3	11	
Loop Time		8:21.2	+1:06.4	14	6:55.9	+40.7	9	4:00.8	+17.2	8			
Shooting	2	30.5	+11.2	=9	27.8	+13.0	10	3		58.4	+24.3	10	
Range Time		45.4	+8.1	8	45.5	+8.6	8			1:30.9	+16.7	9	
Course Time		6:44.6	+26.3	=9	5:42.4	+15.5	4	4:00.8	+17.2	8	16:27.8	+48.4	6
Penalty Time		51.2			28.0					1:19.2			
<b>12</b>	<b>84</b>	<b>TABOURET Karl</b>	<b>FRA</b>		<b>LW3</b>		<b>87</b>	<b>3</b>		<b>19:24.4</b>	<b>+2:10.8</b>	<b>12</b>	
Cumulative Time		7:43.2	+28.4	8	15:03.1	+1:33.1	10			19:24.4	+2:10.8	12	
Loop Time		7:43.2	+28.4	8	7:19.9	+1:04.7	14	4:21.3	+37.7	13			
Shooting	1	29.8	+10.5	8	25.3	+10.5	6	3		55.1	+21.0	6	
Range Time		43.0	+5.7	6	42.0	+5.1	4			1:25.0	+10.8	4	
Course Time		6:34.2	+15.9	6	5:44.6	+17.7	6	4:21.3	+37.7	13	16:40.1	+1:00.7	9
Penalty Time		26.0			53.3					1:19.3			
<b>13</b>	<b>76</b>	<b>LEHMKER Steffen</b>	<b>GER</b>		<b>LW6</b>		<b>95</b>	<b>1</b>		<b>19:52.3</b>	<b>+2:38.7</b>	<b>13</b>	
Cumulative Time		8:18.4	+1:03.6	13	15:26.5	+1:56.5	13			19:52.3	+2:38.7	13	
Loop Time		8:18.4	+1:03.6	13	7:08.1	+52.9	12	4:25.8	+42.2	15			
Shooting	1	38.0	+18.7	14	31.0	+16.2	11	1		1:09.1	+35.0	12	
Range Time		49.9	+12.6	13	51.2	+14.3	12			1:41.1	+26.9	11	
Course Time		6:59.8	+41.5	14	6:12.0	+45.1	16	4:25.8	+42.2	15	17:37.6	+1:58.2	14
Penalty Time		28.7			4.9					33.6			
<b>14</b>	<b>80</b>	<b>DRAHUN Serafym</b>	<b>UKR</b>		<b>LW8</b>		<b>96</b>	<b>4</b>		<b>19:57.6</b>	<b>+2:44.0</b>	<b>14</b>	
Cumulative Time		7:46.5	+31.7	9	15:47.9	+2:17.9	14			19:57.6	+2:44.0	14	
Loop Time		7:46.5	+31.7	9	8:01.4	+1:46.2	16	4:09.7	+26.1	11			
Shooting	1	22.3	+3.0	5	34.8	+20.0	12	4		57.2	+23.1	7	
Range Time		39.3	+2.0	3	49.5	+12.6	11			1:28.8	+14.6	7	
Course Time		6:39.1	+20.8	8	5:44.5	+17.6	5	4:09.7	+26.1	11	16:33.3	+53.9	7
Penalty Time		28.1			1:27.4					1:55.5			



## Competition Analysis

### Analisi della competizione

Rank	Bib	Name	Loop 1		Loop 2		Loop 3		T	Result	Behind	Rank	
			Time	Rank	Time	Rank	Time	Rank					
<b>15</b>	<b>74</b>	<b>EGGER-RIEDMUELLER Stefan</b>					<b>AUT</b>	<b>LW4</b>	<b>96</b>	<b>1</b>	<b>20:13.2</b>	<b>+2:59.6</b>	<b>15</b>
Cumulative Time			8:35.6	+1:20.8	15	15:48.4	+2:18.4	15			20:13.2	+2:59.6	15
Loop Time			8:35.6	+1:20.8	15	7:12.8	+57.6	13	4:24.8	+41.2	14		
Shooting	1		41.9	+22.6	16	27.6	+12.8	9			1	1:09.5	+35.4
Range Time			55.8	+18.5	16	48.2	+11.3	10				1:44.0	+29.8
Course Time			7:09.1	+50.8	16	6:20.4	+53.5	18	4:24.8	+41.2	14	17:54.3	+2:14.9
Penalty Time			30.7			4.2						34.9	
<b>16</b>	<b>71</b>	<b>TONINELLI Cristian</b>					<b>ITA</b>	<b>LW8</b>	<b>96</b>	<b>2</b>	<b>20:48.8</b>	<b>+3:35.2</b>	<b>16</b>
Cumulative Time			8:38.5	+1:23.7	16	16:17.0	+2:47.0	16			20:48.8	+3:35.2	16
Loop Time			8:38.5	+1:23.7	16	7:38.5	+1:23.3	15	4:31.8	+48.2	17		
Shooting	1		34.6	+15.3	11	39.8	+25.0	17			2	1:14.4	+40.3
Range Time			53.8	+16.5	14	57.5	+20.6	15				1:51.3	+37.1
Course Time			7:15.6	+57.3	17	6:11.8	+44.9	15	4:31.8	+48.2	17	17:59.2	+2:19.8
Penalty Time			29.1			29.2						58.3	
<b>17</b>	<b>73</b>	<b>TAVASCI Luca</b>					<b>SUI</b>	<b>LW8</b>	<b>96</b>	<b>4</b>	<b>21:52.3</b>	<b>+4:38.7</b>	<b>17</b>
Cumulative Time			8:41.3	+1:26.5	17	17:15.6	+3:45.6	17			21:52.3	+4:38.7	17
Loop Time			8:41.3	+1:26.5	17	8:34.3	+2:19.1	18	4:36.7	+53.1	18		
Shooting	1		50.8	+31.5	18	38.6	+23.8	=13			4	1:29.5	+55.4
Range Time			1:04.2	+26.9	18	58.2	+21.3	16				2:02.4	+48.2
Course Time			7:07.2	+48.9	15	6:08.9	+42.0	14	4:36.7	+53.1	18	17:52.8	+2:13.4
Penalty Time			29.9			1:27.2						1:57.1	
<b>18</b>	<b>75</b>	<b>SATO Keiichi</b>					<b>JPN</b>	<b>LW8</b>	<b>96</b>	<b>4</b>	<b>21:55.3</b>	<b>+4:41.7</b>	<b>18</b>
Cumulative Time			9:17.2	+2:02.4	18	17:29.2	+3:59.2	18			21:55.3	+4:41.7	18
Loop Time			9:17.2	+2:02.4	18	8:12.0	+1:56.8	17	4:26.1	+42.5	16		
Shooting	2		38.1	+18.8	15	40.2	+25.4	18			4	1:18.4	+44.3
Range Time			56.2	+18.9	17	59.8	+22.9	17				1:56.0	+41.8
Course Time			7:23.1	+1:04.8	18	6:13.9	+47.0	17	4:26.1	+42.5	16	18:03.1	+2:23.7
Penalty Time			57.9			58.3						1:56.2	
<b>19</b>	<b>72</b>	<b>MOTEJZIK Miroslav</b>					<b>CZE</b>	<b>LW4</b>	<b>96</b>	<b>3</b>	<b>28:04.4</b>	<b>+10:50.8</b>	<b>19</b>
Cumulative Time			12:15.6	+5:00.8	19	22:24.1	+8:54.1	19			28:04.4	+10:50.8	19
Loop Time			12:15.6	+5:00.8	19	10:08.5	+3:53.3	19	5:40.3	+1:56.7	19		
Shooting	3		1:27.0	+1:07.7	19	1:39.5	+1:24.7	19			3	3:06.6	+2:32.5
Range Time			1:45.2	+1:07.9	19	2:09.1	+1:32.2	19				3:54.3	+2:40.1
Course Time			8:48.9	+2:30.6	19	7:54.3	+2:27.4	19	5:40.3	+1:56.7	19	22:23.5	+6:44.1
Penalty Time			1:41.5			5.1						1:46.6	
<b>Did Not Start</b>													
	<b>85</b>	<b>SEREDA Dmytro</b>					<b>UKR</b>	<b>LW8</b>	<b>96</b>				

**Legend:**

= Equal sign indicates that two or more competitors share the same rank T Total penalties



Results  
Risultati

Rank	Bib	IBU ID	Name	NPC Code	Sport Class	%	Real Time	Delta	S1	S2	T	Result
1	135	100367 100126	<b>KAZIK Oleksandr</b> Guide: KUCHERIAVYI Serhii	UKR	NS1	88	20:01.9		0	0	0	17:37.7
2	133	100260 101016	<b>RESHETYNSKYI Iaroslav</b> Guide: DRAHUN Dmytro	UKR	NS3	100	18:40.1	+1:02.4	0	0	0	18:40.1
3	134	100160 100284	<b>KOVALEVSKYI Anatolii</b> Guide: MUKSHYN Oleksandr	UKR	NS3	100	18:43.8	+1:06.1	0	0	0	18:43.8
4	127	100678 101121	<b>DANG Hesong</b> Guide: LU Hongda	CHN	NS2	97	19:19.3	+1:08.9	1	0	1	18:44.5
5	131	100366 100723	<b>SUIARKO Dmytro</b> Guide: NIKONOVYCH Oleksandr	UKR	NS3	100	18:53.7	+1:16.0	0	1	1	18:53.7
6	130	100679 100963	<b>YU Shuang</b> Guide: SHANG Jincai	CHN	NS3	100	19:01.3	+1:23.6	1	1	2	19:01.3
7	132	100720 101015	<b>MURASHKOVSKYI Maksym</b> Guide: TRUSH Vitaliy	UKR	NS3	100	20:17.9	+2:40.2	1	1	2	20:17.9
8	137	100593 100907	<b>VOLKERT Lennart Mattis</b> Guide: KOLB Nils	GER	NS2	97	21:01.3	+2:50.9	1	0	1	20:23.5
9	124	100792 100620	<b>BIENKO Blazej</b> Guide: LANDA Michal	POL	NS3	100	20:34.9	+2:57.2	0	0	0	20:34.9
10	129	100021 100891	<b>CHALENCON Anthony</b> Guide: MICHELON Florian	FRA	NS1	88	23:29.5	+3:27.6	3	1	4	20:40.4
11	125	100923 100969	<b>BOLD Theo</b> Guide: BOLD Jakob	GER	NS3	100	20:56.0	+3:18.3	0	2	2	20:56.0
12	126	100116 101110	<b>MODIN Zebastian</b> Guide: TALSI Emil	SWE	NS1	88	24:18.8	+4:16.9	3	1	4	21:23.7
13	136	100215 100713	<b>MESSINGER Nico</b> Guide: WUNDERLE Robin	GER	NS2	97	22:32.5	+4:22.1	0	4	4	21:51.9
14	128	100621 101224	<b>GIL Pawel</b> Guide: KOSZYK Radoslaw	POL	NS3	100	22:09.4	+4:31.7	1	1	2	22:09.4
15	122	100759 100436	<b>ARIYASU Ryohei</b> Guide: FUJITA Yuhei	JPN	NS3	100	22:47.7	+5:10.0	1	0	1	22:47.7
16	121	100856 100961	<b>KIM Minyeong</b> Guide: BYEON Juyeong	KOR	NS3	100	23:15.6	+5:37.9	0	0	0	23:15.6
17	123	100615 101044	<b>LAJTMAN Alex</b> Guide: HAVRAN Marko	SVK	NS3	100	25:53.1	+8:15.4	3	2	5	25:53.1

Jury Information		Course Information	
IBU Technical Delegate	SCHJERVEN Jens (NOR)	Course name	Standing BT 2.5km
IBU Referee	NEESER SCHLEGEL Hans Peter (SUI)	Height Difference (HD)	43m
Chief of Competition	WALDER Ulrich (ITA)	Maximum Climb (MC)	20m
Jury Member	RIBELA Leandro (BRA)	Total Climb (TC)	62/61m
Jury Member	XUE Hanfang (CHN)	Length of Lap	2269/2589m
IBU Race Director	RIIHIVUORI Tomi-Pekka (FIN)	Number of Laps	3



**Results**  
Risultati

Weather	Snow Condition	Temperature		Athletes/NPCs					
		Air	Snow	Entries	Ranked	DNF	DSQ	DNS	DQB
Sunny	Spring conditions	13.2°C	0.0°C	17/9	17/9	0/0	0/0	0/0	0/0

**Note:**  
All times except 'Real Time' are calculated times. Results (calculated time) is the real time multiplied by the athlete's percentage.  
Delta – is the time (in real time) the skier would have to ski faster in order to tie the winners results (in adjusted time).

**Legend:**

<b>DNF</b> Did not Finish	<b>DNS</b> Did not Start
<b>DQB</b> Disqualified for unsportsmanlike behaviour	<b>DSQ</b> Disqualified
<b>NPS</b> Not Permitted to Start	<b>S1</b> Shooting Round 1
<b>S2</b> Shooting Round 2	<b>T</b> Total Penalties



## Competition Analysis

### Analisi della competizione

Rank	Bib	Name	NPC Code	Sport Class	%	T				Result	Behind	Rank		
		Loop 1	Loop 2		Loop 3						Result	Behind	Rank	
		Time	Rank	Time	Rank	Time	Rank				Result	Behind	Rank	
1	135	<b>KAZIK Oleksandr</b> Guide: KUCHERIAVYI Serhii	UKR	NS1	88	0	17:37.7	0.0					1	
		Cumulative Time	7:27.0	0.0	1	13:48.2	0.0	1			17:37.7	0.0	1	
		Loop Time	7:27.0	0.0	1	6:21.2	0.0	1	3:49.5	+2.3	2			
		Shooting	0	31.9	+8.7	9	0	31.6	+8.0	8	0	1:03.6	+14.6	8
		Range Time	1:01.4	+14.5	10	55.0	+3.1	5			1:56.4	+12.3	9	
		Course Time	6:21.8	0.0	1	5:22.2	0.0	1	3:49.5	+2.3	2	15:33.5	0.0	1
		Penalty Time	3.8			4.0					7.8			
2	133	<b>RESHETYNSKYI Iaroslav</b> Guide: DRAHUN Dmytro	UKR	NS3	100	0	18:40.1	+1:02.4					2	
		Cumulative Time	7:47.9	+20.9	4	14:36.8	+48.6	2			18:40.1	+1:02.4	2	
		Loop Time	7:47.9	+20.9	4	6:48.9	+27.7	4	4:03.3	+16.1	5			
		Shooting	0	27.2	+4.0	4	0	26.8	+3.2	2	0	54.1	+5.1	3
		Range Time	52.9	+6.0	4	53.3	+1.4	2			1:46.2	+2.1	3	
		Course Time	6:51.2	+29.4	7	5:51.6	+29.4	6	4:03.3	+16.1	5	16:46.1	+1:12.6	7
		Penalty Time	3.8			4.0					7.8			
3	134	<b>KOVALEVSKYI Anatolii</b> Guide: MUKSHYN Oleksandr	UKR	NS3	100	0	18:43.8	+1:06.1					3	
		Cumulative Time	8:01.1	+34.1	6	14:48.0	+59.8	3			18:43.8	+1:06.1	3	
		Loop Time	8:01.1	+34.1	6	6:46.9	+25.7	2	3:55.8	+8.6	3			
		Shooting	0	38.4	+15.2	12	0	29.0	+5.4	5	0	1:07.4	+18.4	10
		Range Time	1:05.2	+18.3	12	56.4	+4.5	7			2:01.6	+17.5	11	
		Course Time	6:52.3	+30.5	8	5:46.8	+24.6	5	3:55.8	+8.6	3	16:34.9	+1:01.4	6
		Penalty Time	3.6			3.7					7.3			
4	127	<b>DANG Hesong</b> Guide: LU Hongda	CHN	NS2	97	1	18:44.5	+1:06.8					4	
		Cumulative Time	8:09.9	+42.9	7	14:57.3	+1:09.1	5			18:44.5	+1:06.8	4	
		Loop Time	8:09.9	+42.9	7	6:47.4	+26.2	3	3:47.2	0.0	1			
		Shooting	1	23.2	0.0	1	0	36.7	+13.1	11	1	1:00.0	+11.0	5
		Range Time	46.9	0.0	1	1:00.3	+8.4	10			1:47.2	+3.1	4	
		Course Time	6:55.0	+33.2	10	5:43.5	+21.3	4	3:47.2	0.0	1	16:25.7	+52.2	3
		Penalty Time	28.0			3.6					31.6			
5	131	<b>SUIARKO Dmytro</b> Guide: NIKONOVYCH Oleksandr	UKR	NS3	100	1	18:53.7	+1:16.0					5	
		Cumulative Time	7:43.8	+16.8	2	14:49.0	+1:00.8	4			18:53.7	+1:16.0	5	
		Loop Time	7:43.8	+16.8	2	7:05.2	+44.0	5	4:04.7	+17.5	6			
		Shooting	0	30.0	+6.8	5	1	29.5	+5.9	6	1	59.5	+10.5	4
		Range Time	59.2	+12.3	9	55.6	+3.7	6			1:54.8	+10.7	7	
		Course Time	6:40.9	+19.1	4	5:41.0	+18.8	3	4:04.7	+17.5	6	16:26.6	+53.1	4
		Penalty Time	3.7			28.6					32.3			
6	130	<b>YU Shuang</b> Guide: SHANG Jincai	CHN	NS3	100	2	19:01.3	+1:23.6					6	
		Cumulative Time	7:53.2	+26.2	5	15:00.9	+1:12.7	6			19:01.3	+1:23.6	6	
		Loop Time	7:53.2	+26.2	5	7:07.7	+46.5	6	4:00.4	+13.2	4			
		Shooting	1	30.8	+7.6	8	1	37.1	+13.5	12	2	1:07.9	+18.9	11
		Range Time	54.5	+7.6	5	1:00.0	+8.1	9			1:54.5	+10.4	6	
		Course Time	6:31.7	+9.9	2	5:40.8	+18.6	2	4:00.4	+13.2	4	16:12.9	+39.4	2
		Penalty Time	27.0			26.9					53.9			



## Competition Analysis

### Analisi della competizione

Rank	Bib	Name	NPC Code	Sport Class	%	T				
		Loop 1	Loop 2		Loop 3		Result	Behind	Rank	
		Time	Rank	Time	Rank	Time	Rank			
7	132	<b>MURASHKOVSKIY Maksym</b>	UKR	NS3	100		2	20:17.9	+2:40.2	7
		Guide: TRUSH Vitaliy								
Cumulative Time		8:17.0	+50.0	10	15:50.4	+2:02.2	8	20:17.9	+2:40.2	7
Loop Time		8:17.0	+50.0	10	7:33.4	+1:12.2	10	4:27.5	+40.3	10
Shooting	1	24.3	+1.1	2	27.9	+4.3	3	2	52.3	+3.3
Range Time		50.2	+3.3	2	54.6	+2.7	3		1:44.8	+0.7
Course Time		6:57.3	+35.5	11	6:08.0	+45.8	10	4:27.5	+40.3	10
Penalty Time		29.5			30.8				1:00.3	
8	137	<b>VOLKERT Lennart Mattis</b>	GER	NS2	97		1	20:23.5	+2:45.8	8
		Guide: KOLB Nils								
Cumulative Time		8:14.7	+47.7	9	15:36.7	+1:48.5	7	20:23.5	+2:45.8	8
Loop Time		8:14.7	+47.7	9	7:22.0	+1:00.8	7	4:46.8	+59.6	12
Shooting	1	34.4	+11.2	11	28.5	+4.9	4	1	1:03.0	+14.0
Range Time		58.7	+11.8	8	54.7	+2.8	4		1:53.4	+9.3
Course Time		6:47.4	+25.6	6	6:23.0	+1:00.8	12	4:46.8	+59.6	12
Penalty Time		28.6			4.3				32.9	
9	124	<b>BIENKO Blazej</b>	POL	NS3	100		0	20:34.9	+2:57.2	9
		Guide: LANDA Michal								
Cumulative Time		8:36.3	+1:09.3	11	16:08.1	+2:19.9	9	20:34.9	+2:57.2	9
Loop Time		8:36.3	+1:09.3	11	7:31.8	+1:10.6	9	4:26.8	+39.6	9
Shooting	0	25.3	+2.1	3	23.6	0.0	1	0	49.0	0.0
Range Time		52.2	+5.3	3	51.9	0.0	1		1:44.1	0.0
Course Time		7:39.9	+1:18.1	14	6:36.0	+1:13.8	14	4:26.8	+39.6	9
Penalty Time		4.2			3.9				8.1	
10	129	<b>CHALENCON Anthony</b>	FRA	NS1	88		4	20:40.4	+3:02.7	10
		Guide: MICHELON Florian								
Cumulative Time		9:08.6	+1:41.6	13	16:35.3	+2:47.1	11	20:40.4	+3:02.7	10
Loop Time		9:08.6	+1:41.6	13	7:26.7	+1:05.5	8	4:05.1	+17.9	7
Shooting	3	45.4	+22.2	15	39.4	+15.8	13	4	1:24.9	+35.9
Range Time		1:11.4	+24.5	14	1:04.2	+12.3	13		2:15.6	+31.5
Course Time		6:36.1	+14.3	3	5:53.3	+31.1	7	4:05.1	+17.9	7
Penalty Time		1:21.1			29.2				1:50.3	
11	125	<b>BOLD Theo</b>	GER	NS3	100		2	20:56.0	+3:18.3	11
		Guide: BOLD Jakob								
Cumulative Time		8:12.8	+45.8	8	16:25.8	+2:37.6	10	20:56.0	+3:18.3	11
Loop Time		8:12.8	+45.8	8	8:13.0	+1:51.8	13	4:30.2	+43.0	11
Shooting	0	30.7	+7.5	7	33.2	+9.6	10	2	1:04.0	+15.0
Range Time		56.5	+9.6	6	58.8	+6.9	8		1:55.3	+11.2
Course Time		7:12.4	+50.6	12	6:17.6	+55.4	11	4:30.2	+43.0	11
Penalty Time		3.9			56.6				1:00.5	
12	126	<b>MODIN Zebastian</b>	SWE	NS1	88		4	21:23.7	+3:46.0	12
		Guide: TALSI Emil								
Cumulative Time		9:27.2	+2:00.2	15	17:04.7	+3:16.5	13	21:23.7	+3:46.0	12
Loop Time		9:27.2	+2:00.2	15	7:37.5	+1:16.3	11	4:19.0	+31.8	8
Shooting	3	50.9	+27.7	16	49.1	+25.5	16	4	1:40.1	+51.1
Range Time		1:09.8	+22.9	13	1:10.3	+18.4	15		2:20.1	+36.0
Course Time		6:53.2	+31.4	9	5:57.4	+35.2	9	4:19.0	+31.8	8
Penalty Time		1:24.2			29.8				1:54.0	



## Competition Analysis

### Analisi della competizione

Rank	Bib	Name	NPC Code		Sport Class		%	T		Result	Behind	Rank	
		Loop 1	Loop 2		Loop 3				Result	Behind	Rank		
		Time	Rank	Time	Rank	Time	Rank			Result	Behind	Rank	
13	136	<b>MESSINGER Nico</b> Guide: WUNDERLE Robin	GER		NS2		97	4		21:51.9	+4:14.2	13	
Cumulative Time		7:47.4	+20.4	3	16:48.9	+3:00.7	12			21:51.9	+4:14.2	13	
Loop Time		7:47.4	+20.4	3	9:01.5	+2:40.3	16	5:03.0	+1:15.8	15			
Shooting	0	30.3	+7.1	6	32.8	+9.2	9	4		1:03.1	+14.1	7	
Range Time		57.5	+10.6	7	1:03.8	+11.9	12			2:01.3	+17.2	10	
Course Time		6:46.2	+24.4	5	5:56.7	+34.5	8	5:03.0	+1:15.8	15	17:45.9	+2:12.4	10
Penalty Time		3.7			2:01.0					2:04.7			
14	128	<b>GIL Pawel</b> Guide: KOSZYK Radoslaw	POL		NS3		100	2		22:09.4	+4:31.7	14	
Cumulative Time		8:54.6	+1:27.6	12	17:13.9	+3:25.7	14			22:09.4	+4:31.7	14	
Loop Time		8:54.6	+1:27.6	12	8:19.3	+1:58.1	14	4:55.5	+1:08.3	14			
Shooting	1	32.4	+9.2	10	40.0	+16.4	14	2		1:12.5	+23.5	12	
Range Time		1:01.6	+14.7	11	1:09.6	+17.7	14			2:11.2	+27.1	12	
Course Time		7:22.6	+1:00.8	13	6:35.5	+1:13.3	13	4:55.5	+1:08.3	14	18:53.6	+3:20.1	14
Penalty Time		30.4			34.2					1:04.6			
15	122	<b>ARIYASU Ryohei</b> Guide: FUJITA Yuhei	JPN		NS3		100	1		22:47.7	+5:10.0	15	
Cumulative Time		9:56.8	+2:29.8	16	17:54.0	+4:05.8	15			22:47.7	+5:10.0	15	
Loop Time		9:56.8	+2:29.8	16	7:57.2	+1:36.0	12	4:53.7	+1:06.5	13			
Shooting	1	41.9	+18.7	13	31.0	+7.4	7	1		1:13.0	+24.0	13	
Range Time		1:13.5	+26.6	15	1:01.8	+9.9	11			2:15.3	+31.2	13	
Course Time		8:08.0	+1:46.2	17	6:51.3	+1:29.1	15	4:53.7	+1:06.5	13	19:53.0	+4:19.5	15
Penalty Time		35.3			4.1					39.4			
16	121	<b>KIM Minyeong</b> Guide: BYEON Juyeong	KOR		NS3		100	0		23:15.6	+5:37.9	16	
Cumulative Time		9:22.1	+1:55.1	14	18:04.0	+4:15.8	16			23:15.6	+5:37.9	16	
Loop Time		9:22.1	+1:55.1	14	8:41.9	+2:20.7	15	5:11.6	+1:24.4	16			
Shooting	0	43.4	+20.2	14	50.5	+26.9	17	0		1:34.0	+45.0	15	
Range Time		1:16.0	+29.1	16	1:23.5	+31.6	17			2:39.5	+55.4	16	
Course Time		8:01.6	+1:39.8	16	7:13.0	+1:50.8	17	5:11.6	+1:24.4	16	20:26.2	+4:52.7	17
Penalty Time		4.5			5.4					9.9			
17	123	<b>LAJTMAN Alex</b> Guide: HAVRAN Marko	SVK		NS3		100	5		25:53.1	+8:15.4	17	
Cumulative Time		11:17.4	+3:50.4	17	20:41.4	+6:53.2	17			25:53.1	+8:15.4	17	
Loop Time		11:17.4	+3:50.4	17	9:24.0	+3:02.8	17	5:11.7	+1:24.5	17			
Shooting	3	1:12.0	+48.8	17	42.9	+19.3	15	5		1:55.0	+1:06.0	17	
Range Time		1:46.9	+1:00.0	17	1:20.3	+28.4	16			3:07.2	+1:23.1	17	
Course Time		7:56.6	+1:34.8	15	6:58.8	+1:36.6	16	5:11.7	+1:24.5	17	20:07.1	+4:33.6	16
Penalty Time		1:33.9			1:04.9					2:38.8			

**Legend:**

T Total penalties



## Results

### Risultati

Rank	Bib	IBU ID	Name	NPC Code	Sport Class	%	Real Time	Delta	S1	S2	T	Result
1	11	100278	MASTERS Oksana	USA	LW12	100	21:21.3		0	0	0	21:21.3
2	12	100299	GRETSCH Kendall	USA	LW11.5	96	22:31.4	+16.7	0	0	0	21:37.3
3	14	100054	WICKER Anja	GER	LW10	86	26:12.6	+1:22.7	1	1	2	22:32.4
4	13	100857	KIM Yunji	KOR	LW10.5	87	26:04.4	+1:31.6	4	0	4	22:41.0
5	9	100699	ZHAI Yuxin	CHN	LW12	100	23:20.5	+1:59.2	0	0	0	23:20.5
6	6	100518	SHAN Yilin	CHN	LW12	100	23:40.1	+2:18.8	0	0	0	23:40.1
7	5	100303	dos SANTOS ROCHA Aline	BRA	LW10.5	87	27:24.4	+2:51.6	2	0	2	23:50.6
8	7	100052	ESKAU Andrea	GER	LW11	93	25:45.2	+2:47.5	0	0	0	23:57.0
9	10	100607	WANG Shiyu	CHN	LW12	100	24:18.1	+2:56.8	1	0	1	24:18.1
10	3	100361	PICTON Christina	CAN	LW12	100	24:31.9	+3:10.6	0	0	0	24:31.9
11	8	100888	ZAINO Nicole	USA	LW11.5	96	26:31.7	+4:17.0	1	1	2	25:28.0
12	2	100855	HAN Seunghye	KOR	LW10	86	29:55.0	+5:05.1	0	0	0	25:43.7
13	1	101137	PARKER Lauren	AUS	LW10	86	31:01.2	+6:11.3	1	3	4	26:40.6
14	4	100872	de SENA SOUZA Elena Regina	BRA	LW12	100	27:43.2	+6:21.9	1	0	1	27:43.2

Jury Information		Course Information	
IBU Technical Delegate	SCHJERVEN Jens (NOR)	Course name	Sit Ski BT 2.5km
IBU Referee	NEESER SCHLEGEL Hans Peter (SUI)	Height Difference (HD)	15m
Chief of Competition	WALDER Ulrich (ITA)	Maximum Climb (MC)	9m
Jury Member	RIBELA Leandro (BRA)	Total Climb (TC)	37/38m
Jury Member	XUE Hanfang (CHN)	Length of Lap	2196/2509m
IBU Race Director	RIIHIVUORI Tomi-Pekka (FIN)	Number of Laps	3

Weather	Snow Condition	Temperature		Athletes/NPCs					
		Air	Snow	Entries	Ranked	DNF	DSQ	DNS	DQB
Sunny	Hard packed variable	8.6°C	0.0°C	14/7	14/7	0/0	0/0	0/0	0/0

#### Note:

All times except 'Real Time' are calculated times. Results (calculated time) is the real time multiplied by the athlete's percentage.

Delta – is the time (in real time) the skier would have to ski faster in order to tie the winners results (in adjusted time).

#### Legend:

<b>DNF</b>	Did not Finish	<b>DNS</b>	Did not Start
<b>DQB</b>	Disqualified for unsportsmanlike behaviour	<b>DSQ</b>	Disqualified
<b>NPS</b>	Not Permitted to Start	<b>S1</b>	Shooting Round 1
<b>S2</b>	Shooting Round 2	<b>T</b>	Total Penalties



## Competition Analysis

### Analisi della competizione

Rank	Bib	Name	Loop 1		Loop 2		Loop 3			T	Result	Behind	Rank			
			Time	Rank	Time	Rank	Time	Rank	Rank							
<b>1</b>	<b>11</b>	<b>MASTERS Oksana</b>								<b>USA</b>	<b>LW12</b>	<b>100</b>	<b>0</b>	<b>21:21.3</b>	<b>0.0</b>	<b>1</b>
Cumulative Time			8:29.0	0.0	16:17.7	+1.3	2							21:21.3	0.0	1
Loop Time			8:29.0	0.0	7:48.7	+15.7	3	5:03.6	0.0	1						
Shooting	0		41.2	+15.3	51.2	+24.4	12						0	1:32.5	+39.8	10
Range Time			1:06.9	+20.1	1:10.6	+25.4	10							2:17.5	+42.8	10
Course Time			7:17.2	0.0	6:33.2	0.0	1	5:03.6	0.0	1				18:54.0	0.0	1
Penalty Time			4.9		4.9									9.8		
<b>2</b>	<b>12</b>	<b>GRETSCH Kendall</b>								<b>USA</b>	<b>LW11.5</b>	<b>96</b>	<b>0</b>	<b>21:37.3</b>	<b>+16.0</b>	<b>2</b>
Cumulative Time			8:36.6	+7.6	16:16.4	0.0	1							21:37.3	+16.0	2
Loop Time			8:36.6	+7.6	7:39.8	+6.8	2	5:20.9	+17.3	4						
Shooting	0		25.9	0.0	26.8	0.0	1						0	52.7	0.0	1
Range Time			46.8	0.0	49.6	+4.4	2							1:36.4	+1.7	2
Course Time			7:44.1	+26.9	6:44.9	+11.7	3	5:20.9	+17.3	4				19:49.9	+55.9	4
Penalty Time			5.7		5.3									11.0		
<b>3</b>	<b>14</b>	<b>WICKER Anja</b>								<b>GER</b>	<b>LW10</b>	<b>86</b>	<b>2</b>	<b>22:32.4</b>	<b>+1:11.1</b>	<b>3</b>
Cumulative Time			8:59.8	+30.8	17:12.3	+55.9	3							22:32.4	+1:11.1	3
Loop Time			8:59.8	+30.8	8:12.5	+39.5	4	5:20.1	+16.5	3						
Shooting	1		47.4	+21.5	43.8	+17.0	7						2	1:31.3	+38.6	9
Range Time			57.2	+10.4	53.0	+7.8	3							1:50.2	+15.5	3
Course Time			7:35.5	+18.3	6:53.6	+20.4	4	5:20.1	+16.5	3				19:49.2	+55.2	3
Penalty Time			27.1		25.9									53.0		
<b>4</b>	<b>13</b>	<b>KIM Yunji</b>								<b>KOR</b>	<b>LW10.5</b>	<b>87</b>	<b>4</b>	<b>22:41.0</b>	<b>+1:19.7</b>	<b>4</b>
Cumulative Time			10:03.0	+1:34.0	17:36.0	+1:19.6	4							22:41.0	+1:19.7	4
Loop Time			10:03.0	+1:34.0	7:33.0	0.0	1	5:05.0	+1.4	2						
Shooting	4		34.6	+8.7	29.1	+2.3	2						4	1:03.8	+11.1	2
Range Time			49.5	+2.7	45.2	0.0	1							1:34.7	0.0	1
Course Time			7:17.7	+0.5	6:42.8	+9.6	2	5:05.0	+1.4	2				19:05.5	+11.5	2
Penalty Time			1:55.8		5.0									2:00.8		
<b>5</b>	<b>9</b>	<b>ZHAI Yuxin</b>								<b>CHN</b>	<b>LW12</b>	<b>100</b>	<b>0</b>	<b>23:20.5</b>	<b>+1:59.2</b>	<b>5</b>
Cumulative Time			9:09.9	+40.9	17:37.1	+1:20.7	5							23:20.5	+1:59.2	5
Loop Time			9:09.9	+40.9	8:27.2	+54.2	6	5:43.4	+39.8	7						
Shooting	0		34.9	+9.0	44.7	+17.9	9						0	1:19.7	+27.0	6
Range Time			1:00.1	+13.3	1:08.7	+23.5	9							2:08.8	+34.1	8
Course Time			8:05.1	+47.9	7:13.7	+40.5	5	5:43.4	+39.8	7				21:02.2	+2:08.2	6
Penalty Time			4.7		4.8									9.5		
<b>6</b>	<b>6</b>	<b>SHAN Yilin</b>								<b>CHN</b>	<b>LW12</b>	<b>100</b>	<b>0</b>	<b>23:40.1</b>	<b>+2:18.8</b>	<b>6</b>
Cumulative Time			9:37.1	+1:08.1	18:12.5	+1:56.1	8							23:40.1	+2:18.8	6
Loop Time			9:37.1	+1:08.1	8:35.4	+1:02.4	7	5:27.6	+24.0	5						
Shooting	0		39.2	+13.3	50.6	+23.8	11						0	1:29.8	+37.1	7
Range Time			1:05.3	+18.5	1:14.4	+29.2	11							2:19.7	+45.0	11
Course Time			8:25.1	+1:07.9	7:15.1	+41.9	7	5:27.6	+24.0	5				21:07.8	+2:13.8	7
Penalty Time			6.7		5.9									12.6		
<b>7</b>	<b>5</b>	<b>dos SANTOS ROCHA Aline</b>								<b>BRA</b>	<b>LW10.5</b>	<b>87</b>	<b>2</b>	<b>23:50.6</b>	<b>+2:29.3</b>	<b>7</b>
Cumulative Time			9:30.6	+1:01.6	17:55.1	+1:38.7	6							23:50.6	+2:29.3	7
Loop Time			9:30.6	+1:01.6	8:24.5	+51.5	5	5:55.5	+51.9	10						
Shooting	2		46.5	+20.6	46.2	+19.4	10						2	1:32.8	+40.1	11
Range Time			1:02.6	+15.8	1:04.8	+19.6	7							2:07.4	+32.7	7
Course Time			7:32.7	+15.5	7:14.5	+41.3	6	5:55.5	+51.9	10				20:42.7	+1:48.7	5
Penalty Time			55.3		5.2									1:00.5		



## Competition Analysis

### Analisi della competizione

Rank	Bib	Name	NPC Code		Sport Class		%	T				
Loop 1			Loop 2			Loop 3			Result	Behind	Rank	
Time		Rank	Time		Rank	Time		Rank				
<b>8</b>	<b>7</b>	<b>ESKAU Andrea</b>	<b>GER</b>		<b>LW11 93</b>		<b>0</b>		<b>23:57.0</b>	<b>+2:35.7</b>	<b>8</b>	
Cumulative Time	9:24.9	+55.9	5	18:03.2	+1:46.8	7			23:57.0	+2:35.7	8	
Loop Time	9:24.9	+55.9	5	8:38.3	+1:05.3	8	5:53.8	+50.2	9			
Shooting	0	34.4	+8.5	2	0	42.1	+15.3	6	0	1:16.5	+23.8	5
Range Time		55.4	+8.6	4		1:02.3	+17.1	6		1:57.7	+23.0	6
Course Time	8:23.9	+1:06.7	9	7:30.8	+57.6	9	5:53.8	+50.2	9	21:48.5	+2:54.5	9
Penalty Time	5.6		5.2						10.8			
<b>9</b>	<b>10</b>	<b>WANG Shiyu</b>	<b>CHN</b>		<b>LW12 100</b>		<b>1</b>		<b>24:18.1</b>	<b>+2:56.8</b>	<b>9</b>	
Cumulative Time	9:37.2	+1:08.2	9	18:38.7	+2:22.3	10			24:18.1	+2:56.8	9	
Loop Time	9:37.2	+1:08.2	9	9:01.5	+1:28.5	10	5:39.4	+35.8	6			
Shooting	1	38.4	+12.5	6	0	1:08.9	+42.1	13	1	1:47.3	+54.6	13
Range Time		59.3	+12.5	7		1:32.0	+46.8	14		2:31.3	+56.6	12
Course Time	8:05.8	+48.6	7	7:24.4	+51.2	8	5:39.4	+35.8	6	21:09.6	+2:15.6	8
Penalty Time	32.1		5.1						37.2			
<b>10</b>	<b>3</b>	<b>PICTON Christina</b>	<b>CAN</b>		<b>LW12 100</b>		<b>0</b>		<b>24:31.9</b>	<b>+3:10.6</b>	<b>10</b>	
Cumulative Time	9:33.6	+1:04.6	7	18:26.9	+2:10.5	9			24:31.9	+3:10.6	10	
Loop Time	9:33.6	+1:04.6	7	8:53.3	+1:20.3	9	6:05.0	+1:01.4	11			
Shooting	0	48.9	+23.0	12	0	41.5	+14.7	5	0	1:30.5	+37.8	8
Range Time		1:07.8	+21.0	12		1:06.5	+21.3	8		2:14.3	+39.6	9
Course Time	8:19.7	+1:02.5	8	7:40.9	+1:07.7	11	6:05.0	+1:01.4	11	22:05.6	+3:11.6	11
Penalty Time	6.1		5.9						12.0			
<b>11</b>	<b>8</b>	<b>ZAINO Nicole</b>	<b>USA</b>		<b>LW11.5 96</b>		<b>2</b>		<b>25:28.0</b>	<b>+4:06.7</b>	<b>11</b>	
Cumulative Time	10:11.0	+1:42.0	12	19:21.5	+3:05.1	12			25:28.0	+4:06.7	11	
Loop Time	10:11.0	+1:42.0	12	9:10.5	+1:37.5	11	6:06.5	+1:02.9	12			
Shooting	1	36.5	+10.6	5	1	31.5	+4.7	3	2	1:08.0	+15.3	3
Range Time		57.0	+10.2	5		55.1	+9.9	4		1:52.1	+17.4	5
Course Time	8:41.3	+1:24.1	12	7:41.9	+1:08.7	12	6:06.5	+1:02.9	12	22:29.7	+3:35.7	12
Penalty Time	32.7		33.5						1:06.2			
<b>12</b>	<b>2</b>	<b>HAN Seunghee</b>	<b>KOR</b>		<b>LW10 86</b>		<b>0</b>		<b>25:43.7</b>	<b>+4:22.4</b>	<b>12</b>	
Cumulative Time	9:52.0	+1:23.0	10	19:12.2	+2:55.8	11			25:43.7	+4:22.4	12	
Loop Time	9:52.0	+1:23.0	10	9:20.2	+1:47.2	12	6:31.5	+1:27.9	13			
Shooting	0	39.3	+13.4	8	0	33.8	+7.0	4	0	1:13.2	+20.5	4
Range Time		55.2	+8.4	3		55.2	+10.0	5		1:50.4	+15.7	4
Course Time	8:51.0	+1:33.8	13	8:18.6	+1:45.4	13	6:31.5	+1:27.9	13	23:41.1	+4:47.1	13
Penalty Time	5.8		6.4						12.2			
<b>13</b>	<b>1</b>	<b>PARKER Lauren</b>	<b>AUS</b>		<b>LW10 86</b>		<b>4</b>		<b>26:40.6</b>	<b>+5:19.3</b>	<b>13</b>	
Cumulative Time	10:21.4	+1:52.4	13	20:47.3	+4:30.9	13			26:40.6	+5:19.3	13	
Loop Time	10:21.4	+1:52.4	13	10:25.9	+2:52.9	14	5:53.3	+49.7	8			
Shooting	1	57.5	+31.6	14	3	1:12.6	+45.8	14	4	2:10.1	+1:17.4	14
Range Time		1:12.7	+25.9	13		1:23.1	+37.9	13		2:35.8	+1:01.1	13
Course Time	8:33.5	+1:16.3	11	7:31.5	+58.3	10	5:53.3	+49.7	8	21:58.3	+3:04.3	10
Penalty Time	35.2		1:31.3						2:06.5			
<b>14</b>	<b>4</b>	<b>de SENA SOUZA Elena Regina</b>	<b>BRA</b>		<b>LW12 100</b>		<b>1</b>		<b>27:43.2</b>	<b>+6:21.9</b>	<b>14</b>	
Cumulative Time	11:13.6	+2:44.6	14	21:10.3	+4:53.9	14			27:43.2	+6:21.9	14	
Loop Time	11:13.6	+2:44.6	14	9:56.7	+2:23.7	13	6:32.9	+1:29.3	14			
Shooting	1	52.0	+26.1	13	0	44.1	+17.3	8	1	1:36.1	+43.4	12
Range Time		1:24.1	+37.3	14		1:18.6	+33.4	12		2:42.7	+1:08.0	14
Course Time	9:10.3	+1:53.1	14	8:31.5	+1:58.3	14	6:32.9	+1:29.3	14	24:14.7	+5:20.7	14
Penalty Time	39.2		6.6						45.8			

**Legend:**

T Total penalties



Results  
Risultati

Rank	Bib	IBU ID	Name	NPC Code	Sport Class	%	Real Time	Delta	S1	S2	T	Result
1	58	100124	KONONOVA Oleksandra	UKR	LW8	96	19:28.2		0	0	0	18:41.5
2	57	100570	WILKIE Natalie	CAN	LW8	96	19:33.3	+5.1	0	0	0	18:46.4
3	52	100258	LIASHENKO Liudmyla	UKR	LW8	96	20:02.0	+33.8	0	1	1	19:13.9
4	53	100839	PETERSON Sydney	USA	LW9	89	21:43.2	+43.1	1	2	3	19:19.8
5	60	100208	BUI Iryna	UKR	LW8	96	20:19.8	+51.6	0	0	0	19:31.0
6	55	100308	HUDAK Brittany	CAN	LW8	96	20:32.6	+1:04.4	0	0	0	19:43.3
7	61	100603	GUO Yujie	CHN	LW8	96	21:02.8	+1:34.6	0	0	0	20:12.3
8	59	100602	ZHAO Zhiqing	CHN	LW5/7	90	22:29.7	+1:43.6	1	1	2	20:14.7
9	54	100483	KONASHUK Bohdana	UKR	LW8	96	21:32.7	+2:04.5	0	2	2	20:41.0
10	56	100409	ARAVICH Danielle	USA	LW8	96	22:10.9	+2:42.7	1	1	2	21:17.7
11	51	100181	ABE Yurika	JPN	LW6	95	28:04.3	+8:23.8	4	3	7	26:40.1

Jury Information			Course Information		
IBU Technical Delegate	SCHJERVEN Jens (NOR)		Course name	Standing BT 2.5km	
IBU Referee	NEESER SCHLEGEL Hans Peter (SUI)		Height Difference (HD)	43m	
Chief of Competition	WALDER Ulrich (ITA)		Maximum Climb (MC)	20m	
Jury Member	RIBELA Leandro (BRA)		Total Climb (TC)	62/61m	
Jury Member	XUE Hanfang (CHN)		Length of Lap	2269/2589m	
IBU Race Director	RIIHIVUORI Tomi-Pekka (FIN)		Number of Laps	3	

Weather	Snow Condition	Temperature		Athletes/NPCs					
		Air	Snow	Entries	Ranked	DNF	DSQ	DNS	DQB
Sunny	Packed	11.8°C	0.0°C	11/5	11/5	0/0	0/0	0/0	0/0

**Note:**  
All times except 'Real Time' are calculated times. Results (calculated time) is the real time multiplied by the athlete's percentage.  
Delta – is the time (in real time) the skier would have to ski faster in order to tie the winners results (in adjusted time).

**Legend:**

<b>DNF</b> Did not Finish	<b>DNS</b> Did not Start
<b>DQB</b> Disqualified for unsportsmanlike behaviour	<b>DSQ</b> Disqualified
<b>NPS</b> Not Permitted to Start	<b>S1</b> Shooting Round 1
<b>S2</b> Shooting Round 2	<b>T</b> Total Penalties



## Competition Analysis

Analisi della competizione

Rank	Bib	Name	NPC Code		Sport Class		%		T		Result	Behind	Rank	
Loop 1			Loop 2				Loop 3							
Time		Rank	Time		Rank	Time		Rank	Result			Behind	Rank	
<b>1</b>	<b>58</b>	<b>KONONOVA Oleksandra</b>	<b>UKR</b>		<b>LW8 96</b>				<b>0</b>		<b>18:41.5</b>	<b>0.0</b>	<b>1</b>	
Cumulative Time	7:47.2	+0.1	2	14:36.1	0.0	1					18:41.5	0.0	1	
Loop Time	7:47.2	+0.1	2	6:48.9	0.0	1	4:05.4	+7.6	3					
Shooting	0	23.0	+1.6	2	0	33.5	+10.7	5	0		56.6	+12.3	4	
Range Time	41.3	+3.4	2	51.9	+12.3	6					1:33.2	+15.7	4	
Course Time	7:00.9	+20.4	4	5:52.6	+17.1	2	4:05.4	+7.6	3			16:58.9	+45.1	3
Penalty Time	5.0			4.4							9.4			
<b>2</b>	<b>57</b>	<b>WILKIE Natalie</b>	<b>CAN</b>		<b>LW8 96</b>				<b>0</b>		<b>18:46.4</b>	<b>+4.9</b>	<b>2</b>	
Cumulative Time	7:49.4	+2.3	3	14:41.1	+5.0	2					18:46.4	+4.9	2	
Loop Time	7:49.4	+2.3	3	6:51.7	+2.8	2	4:05.3	+7.5	2					
Shooting	0	37.5	+16.1	=8	0	39.5	+16.7	9	0		1:17.0	+32.7	9	
Range Time	52.7	+14.8	7	54.2	+14.6	9					1:46.9	+29.4	8	
Course Time	6:52.6	+12.1	2	5:53.6	+18.1	3	4:05.3	+7.5	2			16:51.5	+37.7	2
Penalty Time	4.1			3.9							8.0			
<b>3</b>	<b>52</b>	<b>LIASHENKO Liudmyla</b>	<b>UKR</b>		<b>LW8 96</b>				<b>1</b>		<b>19:13.9</b>	<b>+32.4</b>	<b>3</b>	
Cumulative Time	7:47.1	0.0	1	14:55.9	+19.8	3					19:13.9	+32.4	3	
Loop Time	7:47.1	0.0	1	7:08.8	+19.9	5	4:18.0	+20.2	4					
Shooting	0	23.9	+2.5	3	1	26.8	+4.0	3	1		50.8	+6.5	2	
Range Time	45.2	+7.3	=3	44.6	+5.0	2					1:29.8	+12.3	2	
Course Time	6:57.7	+17.2	3	5:56.4	+20.9	4	4:18.0	+20.2	4			17:12.1	+58.3	4
Penalty Time	4.2			27.8							32.0			
<b>4</b>	<b>53</b>	<b>PETERSON Sydney</b>	<b>USA</b>		<b>LW9 89</b>				<b>3</b>		<b>19:19.8</b>	<b>+38.3</b>	<b>4</b>	
Cumulative Time	8:03.7	+16.6	4	15:22.0	+45.9	6					19:19.8	+38.3	4	
Loop Time	8:03.7	+16.6	4	7:18.3	+29.4	6	3:57.8	0.0	1					
Shooting	1	47.2	+25.8	10	2	44.5	+21.7	10	3		1:31.8	+47.5	10	
Range Time	56.2	+18.3	9	52.6	+13.0	7					1:48.8	+31.3	9	
Course Time	6:40.5	0.0	1	5:35.5	0.0	1	3:57.8	0.0	1			16:13.8	0.0	1
Penalty Time	27.0			50.2							1:17.2			
<b>5</b>	<b>60</b>	<b>BUI Iryna</b>	<b>UKR</b>		<b>LW8 96</b>				<b>0</b>		<b>19:31.0</b>	<b>+49.5</b>	<b>5</b>	
Cumulative Time	8:04.0	+16.9	5	15:08.9	+32.8	4					19:31.0	+49.5	5	
Loop Time	8:04.0	+16.9	5	7:04.9	+16.0	4	4:22.1	+24.3	6					
Shooting	0	37.2	+15.8	7	0	38.5	+15.7	8	0		1:15.7	+31.4	7	
Range Time	57.2	+19.3	10	56.7	+17.1	10					1:53.9	+36.4	10	
Course Time	7:02.6	+22.1	5	6:04.1	+28.6	5	4:22.1	+24.3	6			17:28.8	+1:15.0	5
Penalty Time	4.2			4.1							8.3			
<b>6</b>	<b>55</b>	<b>HUDAK Brittany</b>	<b>CAN</b>		<b>LW8 96</b>				<b>0</b>		<b>19:43.3</b>	<b>+1:01.8</b>	<b>6</b>	
Cumulative Time	8:14.8	+27.7	8	15:17.7	+41.6	5					19:43.3	+1:01.8	6	
Loop Time	8:14.8	+27.7	8	7:02.9	+14.0	3	4:25.6	+27.8	7					
Shooting	0	35.2	+13.8	6	0	34.7	+11.9	6	0		1:09.9	+25.6	6	
Range Time	49.1	+11.2	5	50.4	+10.8	5					1:39.5	+22.0	5	
Course Time	7:21.3	+40.8	8	6:08.0	+32.5	7	4:25.6	+27.8	7			17:54.9	+1:41.1	7
Penalty Time	4.4			4.5							8.9			
<b>7</b>	<b>61</b>	<b>GUO Yujie</b>	<b>CHN</b>		<b>LW8 96</b>				<b>0</b>		<b>20:12.3</b>	<b>+1:30.8</b>	<b>7</b>	
Cumulative Time	8:10.9	+23.8	7	15:31.6	+55.5	7					20:12.3	+1:30.8	7	
Loop Time	8:10.9	+23.8	7	7:20.7	+31.8	7	4:40.7	+42.9	9					
Shooting	0	21.4	0.0	1	0	22.8	0.0	1	0		44.3	0.0	1	
Range Time	37.9	0.0	1	39.6	0.0	1					1:17.5	0.0	1	
Course Time	7:28.2	+47.7	10	6:36.3	+1:00.8	10	4:40.7	+42.9	9			18:45.2	+2:31.4	10
Penalty Time	4.8			4.8							9.6			



## Competition Analysis

### Analisi della competizione

Rank	Bib	Name	Loop 1		Loop 2		Loop 3		T	Result	Behind	Rank	
			Time	Rank	Time	Rank	Time	Rank					
<b>8</b>	<b>59</b>	<b>ZHAO Zhiqing</b>								<b>2</b>	<b>20:14.7</b>	<b>+1:33.2</b>	<b>8</b>
		Cumulative Time	8:26.3	+39.2	9	15:53.4	+1:17.3	8			20:14.7	+1:33.2	8
		Loop Time	8:26.3	+39.2	9	7:27.1	+38.2	8	4:21.3	+23.5	5		
	1	Shooting	37.5	+16.1	=8	38.3	+15.5	7			2	1:15.9	+31.6
		Range Time	52.9	+15.0	8	52.7	+13.1	8				1:45.6	+28.1
		Course Time	7:05.3	+24.8	6	6:06.5	+31.0	6	4:21.3	+23.5	5	17:33.1	+1:19.3
		Penalty Time	28.1			27.9						56.0	
<b>9</b>	<b>54</b>	<b>KONASHUK Bohdana</b>								<b>2</b>	<b>20:41.0</b>	<b>+1:59.5</b>	<b>9</b>
		Cumulative Time	8:10.1	+23.0	6	16:06.5	+1:30.4	9				20:41.0	+1:59.5
		Loop Time	8:10.1	+23.0	6	7:56.4	+1:07.5	10	4:34.5	+36.7	8		
	0	Shooting	25.9	+4.5	4	25.1	+2.3	2			2	51.0	+6.7
		Range Time	45.2	+7.3	=3	45.0	+5.4	3				1:30.2	+12.7
		Course Time	7:20.4	+39.9	7	6:14.6	+39.1	8	4:34.5	+36.7	8	18:09.5	+1:55.7
		Penalty Time	4.5			56.8						1:01.3	
<b>10</b>	<b>56</b>	<b>ARAVICH Danielle</b>								<b>2</b>	<b>21:17.7</b>	<b>+2:36.2</b>	<b>10</b>
		Cumulative Time	8:47.4	+1:00.3	10	16:32.9	+1:56.8	10				21:17.7	+2:36.2
		Loop Time	8:47.4	+1:00.3	10	7:45.5	+56.6	9	4:44.8	+47.0	10		
	1	Shooting	32.5	+11.1	5	31.2	+8.4	4			2	1:03.7	+19.4
		Range Time	52.5	+14.6	6	48.8	+9.2	4				1:41.3	+23.8
		Course Time	7:25.3	+44.8	9	6:27.0	+51.5	9	4:44.8	+47.0	10	18:37.1	+2:23.3
		Penalty Time	29.6			29.7						59.3	
<b>11</b>	<b>51</b>	<b>ABE Yurika</b>								<b>7</b>	<b>26:40.1</b>	<b>+7:58.6</b>	<b>11</b>
		Cumulative Time	11:38.8	+3:51.7	11	21:30.9	+6:54.8	11				26:40.1	+7:58.6
		Loop Time	11:38.8	+3:51.7	11	9:52.1	+3:03.2	11	5:09.2	+1:11.4	11		
	4	Shooting	1:07.5	+46.1	11	51.9	+29.1	11			7	1:59.4	+1:15.1
		Range Time	1:29.3	+51.4	11	1:12.0	+32.4	11				2:41.3	+1:23.8
		Course Time	8:08.2	+1:27.7	11	7:06.4	+1:30.9	11	5:09.2	+1:11.4	11	20:23.8	+4:10.0
		Penalty Time	2:01.3			1:33.7						3:35.0	

#### Legend:

= Equal sign indicates that two or more competitors share the same rank T Total penalties



SAT 7 MAR 2026

Start Time 13:15

End Time 13:52

Results  
Risultati

Rank	Bib	IBU ID	Name	NPC Code	Sport Class	%	Real Time	Delta	S1	S2	T	Result
1	113	100606 101119	<b>WANG Yue</b> Guide: CHEN Guoming	CHN	NS2	97	20:29.4		0	1	1	<b>19:52.5</b>
2	114	100412 101212	<b>EDLINGEROVA Carina</b> Guide: PATAVA Alexandr	CZE	NS2	97	20:58.2	+28.8	0	0	0	<b>20:20.5</b>
3	112	100585 100976	<b>WALTER Leonie Maria</b> Guide: KRASMAN Christian	GER	NS2	97	21:10.3	+40.9	0	0	0	<b>20:32.2</b>
4	111	100933 100935	<b>BUBENICKOVA Simona</b> Guide: SRUTEK David	CZE	NS1	88	23:58.9	+1:23.8	0	0	0	<b>21:06.2</b>
5	110	100562 101099	<b>RECKTENWALD Johanna</b> Guide: WEISS Emily Rose	GER	NS2	97	21:57.3	+1:27.9	0	0	0	<b>21:17.8</b>
6	107	100132 101080	<b>SHYSHKOVA Oksana</b> Guide: KAZARIAN Artem	UKR	NS3	100	22:07.5	+2:15.0	0	0	0	<b>22:07.5</b>
7	108	100783 100801	<b>KAZMAIER Linn</b> Guide: BAUMANN Florian	GER	NS3	100	22:58.3	+3:05.8	0	0	0	<b>22:58.3</b>
8	109	100752 101120	<b>CONG Jihong</b> Guide: LIU Jiaxuan	CHN	NS3	100	23:05.2	+3:12.7	2	0	2	<b>23:05.2</b>
9	105	100870 101084	<b>VARKOVETS Ilona</b> Guide: KOVALOVA Daryna	UKR	NS3	100	23:26.9	+3:34.4	0	1	1	<b>23:26.9</b>
10	102	100844 101126	<b>MULLIN Maddie</b> Guide: AILEY Brooke	CAN	NS3	100	24:50.0	+4:57.5	0	2	2	<b>24:50.0</b>
11	106	101039 101145	<b>DANYLENKO Oleksandra</b> Guide: STAKHURSKYI Mykyta	UKR	NS1	88	28:18.3	+5:43.2	1	3	4	<b>24:54.5</b>
12	103	101038 101083	<b>LOBASHEVA Romana</b> Guide: SHABALDINA Anastasiia	UKR	NS3	100	25:29.0	+5:36.5	4	0	4	<b>25:29.0</b>
13	101	100673 100761	<b>YANG Qianru</b> Guide: WANG Guanyu	CHN	NS3	100	25:32.1	+5:39.6	1	0	1	<b>25:32.1</b>
14	104	100889 101069	<b>DICKENS Taryn</b> Guide: CULLEN Lynn Maree	AUS	NS3	100	35:10.1	+15:17.6	2	1	3	<b>35:10.1</b>

Jury Information			Course Information	
IBU Technical Delegate	SCHJERVEN Jens (NOR)		Course name	Standing BT 2.5km
IBU Referee	NEESER SCHLEGEL Hans Peter (SUI)		Height Difference (HD)	43m
Chief of Competition	WALDER Ulrich (ITA)		Maximum Climb (MC)	20m
Jury Member	RIBELA Leandro (BRA)		Total Climb (TC)	62/61m
Jury Member	XUE Hanfang (CHN)		Length of Lap	2269/2589m
IBU Race Director	RIIHIVUORI Tomi-Pekka (FIN)		Number of Laps	3

Weather	Snow Condition	Temperature		Athletes/NPCs					
		Air	Snow	Entries	Ranked	DNF	DSQ	DNS	DQB
Sunny	Spring conditions	12.9°C	0.0°C	14/6	14/6	0/0	0/0	0/0	0/0

**Note:**  
All times except 'Real Time' are calculated times. Results (calculated time) is the real time multiplied by the athlete's percentage.  
Delta – is the time (in real time) the skier would have to ski faster in order to tie the winners results (in adjusted time).

**Legend:**

<b>DNF</b> Did not Finish	<b>DNS</b> Did not Start
<b>DQB</b> Disqualified for unsportsmanlike behaviour	<b>DSQ</b> Disqualified
<b>NPS</b> Not Permitted to Start	<b>S1</b> Shooting Round 1
<b>S2</b> Shooting Round 2	<b>T</b> Total Penalties



SAT 7 MAR 2026

Start Time 13:15

End Time 13:52

## Competition Analysis

Analisi della competizione

Rank	Bib	Name	NPC Code	Sport Class	%	T							
		Loop 1	Loop 2		Loop 3		Result	Behind	Rank				
		Time	Rank	Time	Rank	Time	Rank						
1	113	<b>WANG Yue</b>	CHN	NS2	97	1	19:52.5	0.0	1				
		Guide: CHEN Guoming											
Cumulative Time		8:01.8	0.0	1	15:27.6	0.0	1				19:52.5	0.0	1
Loop Time		8:01.8	0.0	1	7:25.8	+0.6	2	4:24.9	+2.9	2			
Shooting	0	27.6	+4.1	3	31.6	+10.4	6			1	59.3	+14.5	5
Range Time		55.8	+4.9	3	58.9	+8.2	5				1:54.7	+13.1	4
Course Time		7:02.0	0.0	1	5:58.7	0.0	1	4:24.9	+2.9	2	17:25.6	0.0	1
Penalty Time		4.0			28.2						32.2		
2	114	<b>EDLINGEROVA Carina</b>	CZE	NS2	97	0	20:20.5	+28.0	2				
		Guide: PATAVA Alexandr											
Cumulative Time		8:11.4	+9.6	2	15:40.0	+12.4	2				20:20.5	+28.0	2
Loop Time		8:11.4	+9.6	2	7:28.6	+3.4	3	4:40.5	+18.5	5			
Shooting	0	23.5	0.0	1	21.2	0.0	1			0	44.8	0.0	1
Range Time		50.9	0.0	1	50.7	0.0	1				1:41.6	0.0	1
Course Time		7:16.4	+14.4	2	6:33.9	+35.2	4	4:40.5	+18.5	5	18:30.8	+1:05.2	3
Penalty Time		4.1			4.0						8.1		
3	112	<b>WALTER Leonie Maria</b>	GER	NS2	97	0	20:32.2	+39.7	3				
		Guide: KRASMAN Christian											
Cumulative Time		8:38.9	+37.1	3	16:04.1	+36.5	3				20:32.2	+39.7	3
Loop Time		8:38.9	+37.1	3	7:25.2	0.0	1	4:28.1	+6.1	3			
Shooting	0	27.7	+4.2	4	25.7	+4.5	4			0	53.5	+8.7	3
Range Time		56.5	+5.6	4	52.6	+1.9	3				1:49.1	+7.5	2
Course Time		7:38.0	+36.0	4	6:28.5	+29.8	3	4:28.1	+6.1	3	18:34.6	+1:09.0	4
Penalty Time		4.4			4.1						8.5		
4	111	<b>BUBENICKOVA Simona</b>	CZE	NS1	88	0	21:06.2	+1:13.7	4				
		Guide: SRUTEK David											
Cumulative Time		8:49.9	+48.1	5	16:44.2	+1:16.6	5				21:06.2	+1:13.7	4
Loop Time		8:49.9	+48.1	5	7:54.3	+29.1	5	4:22.0	0.0	1			
Shooting	0	44.2	+20.7	9	1:10.9	+49.7	14			0	1:55.2	+1:10.4	12
Range Time		1:10.7	+19.8	8	1:33.0	+42.3	13				2:43.7	+1:02.1	11
Course Time		7:35.0	+33.0	3	6:17.0	+18.3	2	4:22.0	0.0	1	18:14.0	+48.4	2
Penalty Time		4.2			4.3						8.5		
5	110	<b>RECKTENWALD Johanna</b>	GER	NS2	97	0	21:17.8	+1:25.3	5				
		Guide: WEISS Emily Rose											
Cumulative Time		8:43.5	+41.7	4	16:36.4	+1:08.8	4				21:17.8	+1:25.3	5
Loop Time		8:43.5	+41.7	4	7:52.9	+27.7	4	4:41.4	+19.4	6			
Shooting	0	27.4	+3.9	2	41.1	+19.9	9			0	1:08.6	+23.8	7
Range Time		55.1	+4.2	2	1:09.2	+18.5	7				2:04.3	+22.7	6
Course Time		7:44.0	+42.0	5	6:39.6	+40.9	5	4:41.4	+19.4	6	19:05.0	+1:39.4	5
Penalty Time		4.4			4.1						8.5		
6	107	<b>SHYSHKOVA Oksana</b>	UKR	NS3	100	0	22:07.5	+2:15.0	6				
		Guide: KAZARIAN Artem											
Cumulative Time		9:11.4	+1:09.6	6	17:09.9	+1:42.3	6				22:07.5	+2:15.0	6
Loop Time		9:11.4	+1:09.6	6	7:58.5	+33.3	6	4:57.6	+35.6	8			
Shooting	0	33.8	+10.3	7	23.3	+2.1	3			0	57.2	+12.4	4
Range Time		1:05.1	+14.2	6	51.7	+1.0	2				1:56.8	+15.2	5
Course Time		8:01.7	+59.7	7	7:02.0	+1:03.3	8	4:57.6	+35.6	8	20:01.3	+2:35.7	8
Penalty Time		4.6			4.8						9.4		



SAT 7 MAR 2026

Start Time 13:15

End Time 13:52

## Competition Analysis

Analisi della competizione

Rank	Bib	Name	NPC Code	Sport Class	%	T							
		Loop 1	Loop 2		Loop 3		Result	Behind	Rank				
		Time	Rank	Time	Rank	Time	Rank						
7	108	<b>KAZMAIER Linn</b>	GER	NS3	100		0	22:58.3	+3:05.8	7			
		Guide: BAUMANN Florian											
Cumulative Time		9:36.4	+1:34.6	8	18:07.6	+2:40.0	7	22:58.3	+3:05.8	7			
Loop Time		9:36.4	+1:34.6	8	8:31.2	+1:06.0	8	4:50.7	+28.7	7			
Shooting	0	1:00.0	+36.5	13	0	54.9	+33.7	12	0	1:54.9	+1:10.1	11	
Range Time		1:26.7	+35.8	12	1:23.2	+32.5	11			2:49.9	+1:08.3	12	
Course Time		8:05.4	+1:03.4	8	7:03.1	+1:04.4	9	4:50.7	+28.7	7	19:59.2	+2:33.6	7
Penalty Time		4.3			4.9					9.2			
8	109	<b>CONG Jihong</b>	CHN	NS3	100		2	23:05.2	+3:12.7	8			
		Guide: LIU Jiaxuan											
Cumulative Time		10:17.6	+2:15.8	11	18:29.6	+3:02.0	9	23:05.2	+3:12.7	8			
Loop Time		10:17.6	+2:15.8	11	8:12.0	+46.8	7	4:35.6	+13.6	4			
Shooting	2	45.7	+22.2	10	0	40.8	+19.6	8	2	1:26.6	+41.8	9	
Range Time		1:19.5	+28.6	11	1:12.5	+21.8	9			2:32.0	+50.4	10	
Course Time		7:59.1	+57.1	6	6:55.2	+56.5	6	4:35.6	+13.6	4	19:29.9	+2:04.3	6
Penalty Time		59.0			4.3					1:03.3			
9	105	<b>VAR KOVETS Ilona</b>	UKR	NS3	100		1	23:26.9	+3:34.4	9			
		Guide: KOVALOVA Daryna											
Cumulative Time		9:25.8	+1:24.0	7	18:13.4	+2:45.8	8	23:26.9	+3:34.4	9			
Loop Time		9:25.8	+1:24.0	7	8:47.6	+1:22.4	10	5:13.5	+51.5	12			
Shooting	0	31.2	+7.7	5	1	22.2	+1.0	2	1	53.4	+8.6	2	
Range Time		1:01.1	+10.2	5	53.4	+2.7	4			1:54.5	+12.9	3	
Course Time		8:20.2	+1:18.2	10	7:20.4	+1:21.7	11	5:13.5	+51.5	12	20:54.1	+3:28.5	12
Penalty Time		4.5			33.8					38.3			
10	102	<b>MULLIN Maddie</b>	CAN	NS3	100		2	24:50.0	+4:57.5	10			
		Guide: AILEY Brooke											
Cumulative Time		10:13.1	+2:11.3	10	19:47.4	+4:19.8	11	24:50.0	+4:57.5	10			
Loop Time		10:13.1	+2:11.3	10	9:34.3	+2:09.1	12	5:02.6	+40.6	9			
Shooting	0	1:12.6	+49.1	14	2	52.3	+31.1	11	2	2:05.0	+1:20.2	14	
Range Time		1:45.0	+54.1	14	1:24.8	+34.1	12			3:09.8	+1:28.2	13	
Course Time		8:21.9	+1:19.9	12	7:06.7	+1:08.0	10	5:02.6	+40.6	9	20:31.2	+3:05.6	10
Penalty Time		6.2			1:02.8					1:09.0			
11	106	<b>DANYLENKO Oleksandra</b>	UKR	NS1	88		4	24:54.5	+5:02.0	11			
		Guide: STAKHURSKYI Mykyta											
Cumulative Time		9:54.4	+1:52.6	9	19:48.0	+4:20.4	12	24:54.5	+5:02.0	11			
Loop Time		9:54.4	+1:52.6	9	9:53.6	+2:28.4	13	5:06.5	+44.5	11			
Shooting	1	50.0	+26.5	11	3	46.9	+25.7	10	4	1:37.0	+52.2	10	
Range Time		1:12.4	+21.5	9	1:14.8	+24.1	10			2:27.2	+45.6	9	
Course Time		8:07.3	+1:05.3	9	7:00.0	+1:01.3	7	5:06.5	+44.5	11	20:13.8	+2:48.2	9
Penalty Time		34.7			1:38.8					2:13.5			
12	103	<b>LOBASHEVA Romana</b>	UKR	NS3	100		4	25:29.0	+5:36.5	12			
		Guide: SHABALDINA Anastasiia											
Cumulative Time		11:53.5	+3:51.7	13	20:25.4	+4:57.8	13	25:29.0	+5:36.5	12			
Loop Time		11:53.5	+3:51.7	13	8:31.9	+1:06.7	9	5:03.6	+41.6	10			
Shooting	4	41.6	+18.1	8	0	31.1	+9.9	5	4	1:12.7	+27.9	8	
Range Time		1:15.3	+24.4	10	1:05.4	+14.7	6			2:20.7	+39.1	8	
Course Time		8:21.3	+1:19.3	11	7:21.8	+1:23.1	12	5:03.6	+41.6	10	20:46.7	+3:21.1	11
Penalty Time		2:16.9			4.7					2:21.6			



## Competition Analysis

### Analisi della competizione

Rank	Bib	Name				NPC Code	Sport Class	%		T			
		Loop 1			Loop 2			Loop 3			Result	Behind	Rank
		Time	Rank		Time	Rank		Time	Rank				
13	101	<b>YANG Qianru</b>				CHN	NS3	100		1	25:32.1	+5:39.6	13
		Guide: WANG Guanyu											
Cumulative Time		10:27.0	+2:25.2	12	19:35.2	+4:07.6	10				25:32.1	+5:39.6	13
Loop Time		10:27.0	+2:25.2	12	9:08.2	+1:43.0	11	5:56.9	+1:34.9	13			
Shooting	1	31.7	+8.2	6	34.4	+13.2	7			1	1:06.1	+21.3	6
Range Time		1:09.9	+19.0	7	1:09.4	+18.7	8				2:19.3	+37.7	7
Course Time		8:40.9	+1:38.9	13	7:53.6	+1:54.9	13	5:56.9	+1:34.9	13	22:31.4	+5:05.8	13
Penalty Time		36.2			5.2						41.4		
14	104	<b>DICKENS Taryn</b>				AUS	NS3	100		3	35:10.1	+15:17.6	14
		Guide: CULLEN Lynn Maree											
Cumulative Time		14:32.5	+6:30.7	14	27:14.3	+11:46.7	14				35:10.1	+15:17.6	14
Loop Time		14:32.5	+6:30.7	14	12:41.8	+5:16.6	14	7:55.8	+3:33.8	14			
Shooting	2	52.0	+28.5	12	1:04.0	+42.8	13			3	1:56.1	+1:11.3	13
Range Time		1:34.5	+43.6	13	1:46.1	+55.4	14				3:20.6	+1:39.0	14
Course Time		11:31.4	+4:29.4	14	10:07.0	+4:08.3	14	7:55.8	+3:33.8	14	29:34.2	+12:08.6	14
Penalty Time		1:26.6			48.7						2:15.3		

**Legend:**

T Total penalties





## Competition Analysis

### Analisi della competizione

Rank	Bib	Name	NPC Code		Sport Class		%		T			Result	Behind	Rank		
		Loop 1		Loop 2		Loop 3		Loop 4		Loop 5						
		Time	Rank	Time	Rank	Time	Rank	Time	Rank	Time	Rank					
<b>1</b>	<b>44</b>	<b>LIU Zixu</b>	<b>CHN</b>		<b>LW12</b>		<b>100</b>					<b>0 34:38.1</b>	<b>0.0</b>	<b>1</b>		
Cumulative Time	7:56.5	+12.2	4	15:07.7	+20.9	2	22:19.9	0.0	1	29:42.2	0.0	1	34:38.1	0.0	1	
Loop Time	7:56.5	+12.2	4	7:11.2	+8.7	2	7:12.2	+8.9	2	7:22.3	+6.3	2	4:55.9	+0.7	3	
Ski Time	7:56.5	+12.2	4	15:07.7	+20.9	4	22:19.9	+24.6	3	29:42.2	+30.9	3	34:38.1	+31.6	2	
Shooting	0	17.4	0.0	1	0	24.3	+4.2	2	0	16.2	0.0	1	0	1:21.3	0.0	1
Range Time	44.5	0.0	1	47.8	+2.3	3	44.6	+1.8	2	44.6	+1.6	2	3:01.5	0.0	1	
Course Time	7:08.2	+16.7	11	6:19.8	+8.1	7	6:24.0	+9.3	6	6:34.1	+7.5	=5	4:55.9	+0.7	3	
Penalty Time	3.8			3.6			3.6			3.6			14.6			
<b>2</b>	<b>38</b>	<b>MAO Zhongwu</b>	<b>CHN</b>		<b>LW11</b>		<b>93</b>					<b>1 35:06.5</b>	<b>+28.4</b>	<b>2</b>		
Cumulative Time	7:44.3	0.0	1	14:46.8	0.0	1	22:55.3	+35.4	2	30:11.3	+29.1	2	35:06.5	+28.4	2	
Loop Time	7:44.3	0.0	1	7:02.5	0.0	1	8:08.5	+1:05.2	9	7:16.0	0.0	1	4:55.2	0.0	1	
Ski Time	7:44.3	0.0	1	14:46.8	0.0	1	21:55.3	0.0	1	29:11.3	0.0	1	34:06.5	0.0	1	
Shooting	0	27.0	+9.6	3	0	25.6	+5.5	3	1	27.6	+11.4	4	0	1:42.9	+21.6	4
Range Time	47.9	+3.4	3	47.2	+1.7	2	50.1	+7.3	5	46.0	+3.0	3	3:11.2	+9.7	3	
Course Time	6:52.5	+1.0	3	6:11.7	0.0	1	6:14.7	0.0	1	6:26.6	0.0	1	4:55.2	0.0	1	
Penalty Time	3.9			3.6			1:03.7			3.4			1:14.6			
<b>3</b>	<b>46</b>	<b>RAD Taras</b>	<b>UKR</b>		<b>LW12</b>		<b>100</b>					<b>1 35:57.1</b>	<b>+1:19.0</b>	<b>3</b>		
Cumulative Time	7:52.9	+8.6	3	16:05.2	+1:18.4	4	23:28.5	+1:08.6	3	30:52.6	+1:10.4	3	35:57.1	+1:19.0	3	
Loop Time	7:52.9	+8.6	3	8:12.3	+1:09.8	10	7:23.3	+20.0	3	7:24.1	+8.1	3	5:04.5	+9.3	5	
Ski Time	7:52.9	+8.6	3	15:05.2	+18.4	3	22:28.5	+33.2	4	29:52.6	+41.3	4	34:57.1	+50.6	4	
Shooting	0	27.4	+10.0	4	1	30.4	+10.3	8	0	32.5	+16.3	9	0	1:59.6	+38.3	7
Range Time	51.4	+6.9	4	52.9	+7.4	6	55.6	+12.8	9	52.3	+9.3	7	3:32.2	+30.7	7	
Course Time	6:58.2	+6.7	4	6:15.9	+4.2	=4	6:23.2	+8.5	4	6:28.2	+1.6	2	5:04.5	+9.3	5	
Penalty Time	3.3			1:03.5			4.5			3.6			1:14.9			
<b>4</b>	<b>47</b>	<b>PIKE Aaron</b>	<b>USA</b>		<b>LW11</b>		<b>93</b>					<b>1 37:07.3</b>	<b>+2:29.2</b>	<b>4</b>		
Cumulative Time	9:01.3	+1:17.0	9	16:27.7	+1:40.9	7	24:04.7	+1:44.8	5	31:45.3	+2:03.1	4	37:07.3	+2:29.2	4	
Loop Time	9:01.3	+1:17.0	9	7:26.4	+23.9	5	7:37.0	+33.7	6	7:40.6	+24.6	6	5:22.0	+26.8	11	
Ski Time	8:01.3	+17.0	7	15:27.7	+40.9	10	23:04.7	+1:09.4	10	30:45.3	+1:34.0	9	36:07.3	+2:00.8	10	
Shooting	1	33.7	+16.3	11	0	29.6	+9.5	6	0	27.9	+11.7	5	0	2:02.1	+40.8	9
Range Time	53.8	+9.3	7	53.1	+7.6	7	52.5	+9.7	6	52.2	+9.2	6	3:31.6	+30.1	6	
Course Time	7:03.6	+12.1	6	6:29.1	+17.4	11	6:40.4	+25.7	12	6:44.3	+17.7	10	5:22.0	+26.8	11	
Penalty Time	1:03.9			4.2			4.1			4.1			1:16.3			
<b>5</b>	<b>36</b>	<b>SWEENEY Joshua</b>	<b>USA</b>		<b>LW12</b>		<b>100</b>					<b>1 37:13.7</b>	<b>+2:35.6</b>	<b>5</b>		
Cumulative Time	8:09.3	+25.0	7	16:40.2	+1:53.4	9	24:13.9	+1:54.0	6	32:05.3	+2:23.1	5	37:13.7	+2:35.6	5	
Loop Time	8:09.3	+25.0	7	8:30.9	+1:28.4	16	7:33.7	+30.4	5	7:51.4	+35.4	8	5:08.4	+13.2	6	
Ski Time	8:09.3	+25.0	12	15:40.2	+53.4	12	23:13.9	+1:18.6	11	31:05.3	+1:54.0	11	36:13.7	+2:07.2	11	
Shooting	0	33.8	+16.4	12	1	37.7	+17.6	16	0	33.3	+17.1	11	0	2:18.8	+57.5	10
Range Time	59.3	+14.8	11	1:01.4	+15.9	15	58.8	+16.0	10	1:03.7	+20.7	19	4:03.2	+1:01.7	14	
Course Time	7:05.4	+13.9	8	6:25.0	+13.3	8	6:30.7	+16.0	9	6:43.7	+17.1	9	5:08.4	+13.2	6	
Penalty Time	4.6			1:04.5			4.2			4.0			1:17.3			
<b>6</b>	<b>45</b>	<b>KHAMITOV Yerbol</b>	<b>KAZ</b>		<b>LW12</b>		<b>100</b>					<b>2 37:24.4</b>	<b>+2:46.3</b>	<b>6</b>		
Cumulative Time	7:49.5	+5.2	2	15:08.7	+21.9	3	23:35.4	+1:15.5	4	32:05.6	+2:23.4	6	37:24.4	+2:46.3	6	
Loop Time	7:49.5	+5.2	2	7:19.2	+16.7	4	8:26.7	+1:23.4	12	8:30.2	+1:14.2	12	5:18.8	+23.6	10	
Ski Time	7:49.5	+5.2	2	15:08.7	+21.9	5	22:35.4	+40.1	5	30:05.6	+54.3	5	35:24.4	+1:17.9	5	
Shooting	0	31.9	+14.5	9	0	39.7	+19.6	18	1	38.6	+22.4	16	1	2:22.9	+1:01.6	11
Range Time	53.5	+9.0	5	59.4	+13.9	13	1:02.9	+20.1	19	52.4	+9.4	8	3:48.2	+46.7	10	
Course Time	6:52.3	+0.8	2	6:16.2	+4.5	6	6:20.2	+5.5	3	6:34.1	+7.5	=5	5:18.8	+23.6	10	
Penalty Time	3.7			3.6			1:03.6			1:03.7			2:14.6			
<b>7</b>	<b>42</b>	<b>CAMERON Collin</b>	<b>CAN</b>		<b>LW11.5</b>		<b>96</b>					<b>1 37:26.4</b>	<b>+2:48.3</b>	<b>7</b>		
Cumulative Time	9:26.1	+1:41.8	16	16:53.7	+2:06.9	10	24:33.6	+2:13.7	7	32:10.4	+2:28.2	7	37:26.4	+2:48.3	7	
Loop Time	9:26.1	+1:41.8	16	7:27.6	+25.1	6	7:39.9	+36.6	7	7:36.8	+20.8	5	5:16.0	+20.8	9	
Ski Time	8:26.1	+41.8	14	15:53.7	+1:06.9	13	23:33.6	+1:38.3	13	31:10.4	+1:59.1	12	36:26.4	+2:19.9	13	
Shooting	1	49.7	+32.3	24	0	29.3	+9.2	5	0	40.4	+24.2	19	0	2:36.6	+1:15.3	18
Range Time	1:13.7	+29.2	25	57.1	+11.6	11	1:06.5	+23.7	21	1:00.7	+17.7	14	4:18.0	+1:16.5	19	
Course Time	7:08.8	+17.3	12	6:26.3	+14.6	10	6:29.5	+14.8	8	6:32.8	+6.2	4	5:16.0	+20.8	9	
Penalty Time	1:03.6			4.2			3.9			3.3			1:15.0			



## Competition Analysis

### Analisi della competizione

Rank	Bib	Name	NPC Code	Sport Class	%	T	Result	Behind	Rank					
<b>8</b>	<b>43</b>	<b>LIU Mengtao</b>	<b>CHN</b>	<b>LW12</b>	<b>100</b>	<b>2</b>	<b>37:59.1</b>	<b>+3:21.0</b>	<b>8</b>					
Cumulative Time	9:01.9+1:17.6	10	17:21.9+2:35.1	11	24:54.0+2:34.1	9	32:27.4+2:45.2	8	37:59.1	+3:21.0	8			
Loop Time	9:01.9+1:17.6	10	8:20.0+1:17.5	13	7:32.1 +28.8	4	7:33.4 +17.4	4	5:31.7	+36.5	17			
Ski Time	8:01.9 +17.6	8	15:21.9 +35.1	8	22:54.0 +58.7	8	30:27.4+1:16.1	6						
Shooting	1 30.5 +13.1	7	1 30.3 +10.2	7	0 23.1 +6.9	3	0 18.2 0.0	1	2	1:42.3	+21.0	3		
Range Time	54.1 +9.6	9	50.6 +5.1	5	46.1 +3.3	4	43.0 0.0	1		3:13.8	+12.3	5		
Course Time	7:03.9 +12.4	7	6:25.7 +14.0	9	6:42.0 +27.3	13	6:46.4 +19.8	11	5:31.7	+36.5	17	32:29.7	+1:49.0	12
Penalty Time	1:03.9		1:03.7		4.0		4.0					2:15.6		
<b>9</b>	<b>37</b>	<b>ALEKSYK Oleksandr</b>	<b>UKR</b>	<b>LW12</b>	<b>100</b>	<b>2</b>	<b>38:23.6</b>	<b>+3:45.5</b>	<b>9</b>					
Cumulative Time	8:26.7 +42.4	8	16:05.5+1:18.7	5	24:42.4+2:22.5	8	33:26.2+3:44.0	9	38:23.6	+3:45.5	9			
Loop Time	8:26.7 +42.4	8	7:38.8 +36.3	7	8:36.9+1:33.6	13	8:43.8+1:27.8	15	4:57.4	+2.2	4			
Ski Time	8:26.7 +42.4	15	16:05.5+1:18.7	15	23:42.4+1:47.1	14	31:26.2+2:14.9	13				36:23.6	+2:17.1	12
Shooting	0 40.3 +22.9	16	0 38.8 +18.7	17	1 32.6 +16.4	10	1 35.5 +17.3	13	2	2:27.4	+1:06.1	14		
Range Time	1:07.1 +22.6	18	1:05.0 +19.5	19	1:01.1 +18.3	16	1:02.8 +19.8	18				4:16.0	+1:14.5	18
Course Time	7:15.8 +24.3	15	6:29.6 +17.9	13	6:32.0 +17.3	10	6:37.0 +10.4	7	4:57.4	+2.2	4	31:51.8	+1:11.1	7
Penalty Time	3.8		4.2		1:03.8		1:04.0					2:15.8		
<b>10</b>	<b>33</b>	<b>KRAVCHUK Vasyi</b>	<b>UKR</b>	<b>LW11</b>	<b>93</b>	<b>4</b>	<b>38:38.2</b>	<b>+4:00.1</b>	<b>10</b>					
Cumulative Time	9:58.8+2:14.5	21	18:01.7+3:14.9	13	25:05.0+2:45.1	10	33:28.6+3:46.4	10	38:38.2	+4:00.1	10			
Loop Time	9:58.8+2:14.5	21	8:02.9+1:00.4	9	7:03.3 0.0	1	8:23.6+1:07.6	11	5:09.6	+14.4	7			
Ski Time	7:58.8 +14.5	6	15:01.7 +14.9	2	22:05.0 +9.7	2	29:28.6 +17.3	2				34:38.2	+31.7	3
Shooting	2 31.6 +14.2	8	1 20.1 0.0	1	0 20.6 +4.4	2	1 29.4 +11.2	8	4	1:41.9	+20.6	2		
Range Time	53.7 +9.2	6	45.5 0.0	1	42.8 0.0	1	50.1 +7.1	5				3:12.1	+10.6	4
Course Time	7:00.6 +9.1	5	6:13.6 +1.9	3	6:16.4 +1.7	2	6:29.3 +2.7	3	5:09.6	+14.4	7	31:09.5	+28.8	3
Penalty Time	2:04.5		1:03.8		4.1		1:04.2					4:16.6		
<b>11</b>	<b>29</b>	<b>SHYMKO Hryhorii</b>	<b>UKR</b>	<b>LW10.5</b>	<b>87</b>	<b>3</b>	<b>39:04.3</b>	<b>+4:26.2</b>	<b>11</b>					
Cumulative Time	7:58.1 +13.8	5	16:21.4+1:34.6	6	25:50.4+3:30.5	12	33:38.8+3:56.6	12	39:04.3	+4:26.2	11			
Loop Time	7:58.1 +13.8	5	8:23.3+1:20.8	14	9:29.0+2:25.7	19	7:48.4 +32.4	7	5:25.5	+30.3	13			
Ski Time	7:58.1 +13.8	5	15:21.4 +34.6	7	22:50.4 +55.1	7	30:38.8+1:27.5	8				36:04.3	+1:57.8	9
Shooting	0 26.4 +9.0	2	1 28.4 +8.3	4	2 29.1 +12.9	6	0 27.0 +8.8	6	3	1:51.0	+29.7	5		
Range Time	46.9 +2.4	2	48.1 +2.6	4	44.7 +1.9	3	47.2 +4.2	4				3:06.9	+5.4	2
Course Time	7:07.3 +15.8	10	6:31.2 +19.5	15	6:39.8 +25.1	11	6:57.8 +31.2	15	5:25.5	+30.3	13	32:41.6	+2:00.9	13
Penalty Time	3.9		1:04.0		2:04.5		3.4					3:15.8		
<b>12</b>	<b>34</b>	<b>SHIN Eui Hyun</b>	<b>KOR</b>	<b>LW12</b>	<b>100</b>	<b>2</b>	<b>39:13.3</b>	<b>+4:35.2</b>	<b>12</b>					
Cumulative Time	8:08.4 +24.1	6	16:37.2+1:50.4	8	25:29.6+3:09.7	11	33:36.1+3:53.9	11	39:13.3	+4:35.2	12			
Loop Time	8:08.4 +24.1	6	8:28.8+1:26.3	15	8:52.4+1:49.1	16	8:06.5 +50.5	10	5:37.2	+42.0	20			
Ski Time	8:08.4 +24.1	11	15:37.2 +50.4	11	23:29.6+1:34.3	12	31:36.1+2:24.8	14				37:13.3	+3:06.8	14
Shooting	0 27.5 +10.1	5	1 30.7 +10.6	9	1 36.3 +20.1	14	0 26.5 +8.3	5	2	2:01.1	+39.8	8		
Range Time	53.9 +9.4	8	55.5 +10.0	9	1:01.0 +18.2	15	52.6 +9.6	10				3:43.0	+41.5	9
Course Time	7:10.6 +19.1	14	6:29.5 +17.8	12	6:47.2 +32.5	15	7:09.6 +43.0	18	5:37.2	+42.0	20	33:14.1	+2:33.4	15
Penalty Time	3.9		1:03.8		1:04.2		4.3					2:16.2		
<b>13</b>	<b>25</b>	<b>PISANI Marco</b>	<b>ITA</b>	<b>LW12</b>	<b>100</b>	<b>0</b>	<b>40:18.9</b>	<b>+5:40.8</b>	<b>13</b>					
Cumulative Time	9:07.7+1:23.4	12	17:25.8+2:39.0	12	25:51.2+3:31.3	13	34:29.8+4:47.6	13	40:18.9	+5:40.8	13			
Loop Time	9:07.7+1:23.4	12	8:18.1+1:15.6	11	8:25.4+1:22.1	11	8:38.6+1:22.6	14	5:49.1	+53.9	21			
Ski Time	9:07.7+1:23.4	24	17:25.8+2:39.0	23	25:51.2+3:55.9	23	34:29.8+5:18.5	23				40:18.9	+6:12.4	23
Shooting	0 44.7 +27.3	20	0 44.3 +24.2	22	0 41.9 +25.7	21	0 43.5 +25.3	23	0	2:54.6	+1:33.3	23		
Range Time	1:10.9 +26.4	=21	1:09.0 +23.5	=22	1:08.5 +25.7	23	1:08.9 +25.9	23				4:37.3	+1:35.8	23
Course Time	7:52.4+1:00.9	22	7:04.8 +53.1	22	7:12.4 +57.7	21	7:25.7 +59.1	24	5:49.1	+53.9	21	35:24.4	+4:43.7	22
Penalty Time	4.4		4.3		4.5		4.0					17.2		
<b>14</b>	<b>39</b>	<b>WANG Tao</b>	<b>CHN</b>	<b>LW12</b>	<b>100</b>	<b>6</b>	<b>41:44.8</b>	<b>+7:06.7</b>	<b>14</b>					
Cumulative Time	11:06.2+3:21.9	24	18:21.1+3:34.3	15	27:44.5+5:24.6	14	36:33.4+6:51.2	14	41:44.8	+7:06.7	14			
Loop Time	11:06.2+3:21.9	24	7:14.9 +12.4	3	9:23.4+2:20.1	18	8:48.9+1:32.9	17	5:11.4	+16.2	8			
Ski Time	8:06.2 +21.9	10	15:21.1 +34.3	6	22:44.5 +49.2	6	30:33.4+1:22.1	7				35:44.8	+1:38.3	6
Shooting	3 29.8 +12.4	6	0 32.8 +12.7	11	2 30.4 +14.2	7	1 26.3 +8.1	4	6	1:59.4	+38.1	6		
Range Time	55.1 +10.6	10	55.2 +9.7	8	53.6 +10.8	7	52.5 +9.5	9				3:36.4	+34.9	8
Course Time	7:07.1 +15.6	9	6:15.9 +4.2	=4	6:25.5 +10.8	7	6:52.0 +25.4	12	5:11.4	+16.2	8	31:51.9	+1:11.2	8
Penalty Time	3:04.0		3.8		2:04.3		1:04.4					6:16.5		



## Competition Analysis

### Analisi della competizione

Rank	Bib	Name	NPC Code		Sport Class		%		T							
Loop 1		Loop 2		Loop 3		Loop 4		Loop 5		Result	Behind	Rank				
Time	Rank	Time	Rank	Time	Rank	Time	Rank	Time	Rank							
<b>15</b>	<b>35</b>	<b>BAL Pavlo</b>	<b>UKR</b>		<b>LW11.5</b>		<b>96</b>		<b>6 41:54.9</b>			<b>+7:16.8</b>	<b>15</b>			
Cumulative Time	10:04.0	+2:19.7	22	19:23.6	+4:36.8	18	28:58.2	+6:38.3	20	36:59.4	+7:17.2	17	41:54.9	+7:16.8	15	
Loop Time	10:04.0	+2:19.7	22	9:19.6	+2:17.1	18	9:34.6	+2:31.3	20	8:01.2	+45.2	9	4:55.5	+0.3	2	
Ski Time	8:04.0	+19.7	9	15:23.6	+36.8	9	22:58.2	+1:02.9	9	30:59.4	+1:48.1	10	35:54.9	+1:48.4	7	
Shooting	2	42.8	+25.4	=18	2	37.4	+17.3	15	2	43.7	+27.5	23	6	2:52.0	+1:30.7	21
Range Time	1:08.1	+23.6	19	1:02.9	+17.4	18	1:06.6	+23.8	22	1:16.0	+33.0	26	4:33.6	+1:32.1	22	
Course Time	6:51.5	0.0	1	6:12.2	+0.5	2	6:23.4	+8.7	5	6:40.6	+14.0	8	4:55.5	+0.3	2	
Penalty Time	2:04.4			2:04.5			2:04.6			4.6			6:18.1			
<b>16</b>	<b>32</b>	<b>ROCHA Guilherme</b>	<b>BRA</b>		<b>LW12</b>		<b>100</b>		<b>3 42:30.9</b>			<b>+7:52.8</b>	<b>16</b>			
Cumulative Time	10:05.5	+2:21.2	23	18:03.4	+3:16.6	14	28:21.7	+6:01.8	16	36:57.9	+7:15.7	15	42:30.9	+7:52.8	16	
Loop Time	10:05.5	+2:21.2	23	7:57.9	+55.4	8	10:18.3	+3:15.0	23	8:36.2	+1:20.2	13	5:33.0	+37.8	18	
Ski Time	9:05.5	+1:21.2	22	17:03.4	+2:16.6	21	25:21.7	+3:26.4	21	33:57.9	+4:46.6	21	39:30.9	+5:24.4	21	
Shooting	1	50.8	+33.4	25	0	45.0	+24.9	23	2	46.1	+29.9	24	0	48.7	+30.5	26
Range Time	1:23.8	+39.3	27	1:11.2	+25.7	24	1:13.5	+30.7	24	1:14.2	+31.2	25	5:02.7	+2:01.2	26	
Course Time	7:37.2	+45.7	20	6:42.3	+30.6	18	7:00.7	+46.0	20	7:17.9	+51.3	20	5:33.0	+37.8	18	
Penalty Time	1:04.5			4.4			2:04.1			4.1			3:17.1			
<b>17</b>	<b>26</b>	<b>WON Yoomin</b>	<b>KOR</b>		<b>LW11.5</b>		<b>96</b>		<b>2 42:57.3</b>			<b>+8:19.2</b>	<b>17</b>			
Cumulative Time	9:07.1	+1:22.8	11	19:30.8	+4:44.0	19	28:11.5	+5:51.6	15	36:58.8	+7:16.6	16	42:57.3	+8:19.2	17	
Loop Time	9:07.1	+1:22.8	11	10:23.7	+3:21.2	23	8:40.7	+1:37.4	14	8:47.3	+1:31.3	16	5:58.5	+1:03.3	=23	
Ski Time	9:07.1	+1:22.8	23	17:30.8	+2:44.0	24	26:11.5	+4:16.2	24	34:58.8	+5:47.5	24	40:57.3	+6:50.8	24	
Shooting	0	40.8	+23.4	17	2	33.8	+13.7	13	0	31.9	+15.7	8	0	36.4	+18.2	=14
Range Time	1:04.1	+19.6	15	1:02.0	+16.5	16	1:00.1	+17.3	12	1:01.0	+18.0	15	4:07.2	+1:05.7	15	
Course Time	7:58.5	+1:07.0	25	7:17.3	+1:05.6	=25	7:35.9	+1:21.2	25	7:41.9	+1:15.3	26	5:58.5	+1:03.3	=23	
Penalty Time	4.5			2:04.4			4.7			4.4			2:18.0			
<b>18</b>	<b>41</b>	<b>MEENAGH Scott</b>	<b>GBR</b>		<b>LW12</b>		<b>100</b>		<b>5 42:59.9</b>			<b>+8:21.8</b>	<b>18</b>			
Cumulative Time	9:42.6	+1:58.3	18	19:34.6	+4:47.8	20	28:25.3	+6:05.4	17	37:35.1	+7:52.9	18	42:59.9	+8:21.8	18	
Loop Time	9:42.6	+1:58.3	18	9:52.0	+2:49.5	20	8:50.7	+1:47.4	15	9:09.8	+1:53.8	19	5:24.8	+29.6	12	
Ski Time	8:42.6	+58.3	17	16:34.6	+1:47.8	18	24:25.3	+2:30.0	16	32:35.1	+3:23.8	17	37:59.9	+3:53.4	16	
Shooting	1	42.8	+25.4	=18	2	33.5	+13.4	12	1	39.5	+23.3	17	5	2:41.9	+1:20.6	19
Range Time	1:04.5	+20.0	16	1:05.3	+19.8	20	59.1	+16.3	11	1:10.9	+27.9	24	4:19.8	+1:18.3	20	
Course Time	7:33.4	+41.9	18	6:42.2	+30.5	17	6:47.2	+32.5	=15	6:54.6	+28.0	13	5:24.8	+29.6	12	
Penalty Time	1:04.7			2:04.5			1:04.4			1:04.3			5:17.9			
<b>19</b>	<b>31</b>	<b>MINAMOTO Takaharu</b>	<b>JPN</b>		<b>LW12</b>		<b>100</b>		<b>5 43:59.5</b>			<b>+9:21.4</b>	<b>19</b>			
Cumulative Time	11:54.1	+4:09.8	26	21:01.3	+6:14.5	25	29:08.2	+6:48.3	21	38:27.9	+8:45.7	20	43:59.5	+9:21.4	19	
Loop Time	11:54.1	+4:09.8	26	9:07.2	+2:04.7	17	8:06.9	+1:03.6	8	9:19.7	+2:03.7	20	5:31.6	+36.4	16	
Ski Time	8:54.1	+1:09.8	19	17:01.3	+2:14.5	20	25:08.2	+3:12.9	19	33:27.9	+4:16.6	20	38:59.5	+4:53.0	19	
Shooting	3	39.9	+22.5	15	1	41.8	+21.7	20	0	34.6	+18.4	12	1	35.2	+17.0	12
Range Time	1:11.5	+27.0	23	1:06.9	+21.4	21	1:04.1	+21.3	20	1:04.6	+21.6	20	4:27.1	+1:25.6	21	
Course Time	7:37.7	+46.2	21	6:56.0	+44.3	21	6:58.7	+44.0	19	7:10.7	+44.1	19	5:31.6	+36.4	16	
Penalty Time	3:04.9			1:04.3			4.1			1:04.4			5:17.7			
<b>20</b>	<b>21</b>	<b>MILN Dave</b>	<b>AUS</b>		<b>LW12</b>		<b>100</b>		<b>3 44:27.0</b>			<b>+9:48.9</b>	<b>20</b>			
Cumulative Time	9:22.2	+1:37.9	15	18:52.5	+4:05.7	16	28:36.3	+6:16.4	18	38:26.6	+8:44.4	19	44:27.0	+9:48.9	20	
Loop Time	9:22.2	+1:37.9	15	9:30.3	+2:27.8	19	9:43.8	+2:40.5	22	9:50.3	+2:34.3	23	6:00.4	+1:05.2	25	
Ski Time	9:22.2	+1:37.9	26	17:52.5	+3:05.7	26	26:36.3	+4:41.0	26	35:26.6	+6:15.3	26	41:27.0	+7:20.5	26	
Shooting	0	56.4	+39.0	27	1	52.2	+32.1	26	1	53.7	+37.5	27	3	3:41.8	+2:20.5	27
Range Time	1:22.5	+38.0	26	1:20.0	+34.5	27	1:20.8	+38.0	27	1:26.0	+43.0	27	5:29.3	+2:27.8	27	
Course Time	7:54.7	+1:03.2	24	7:05.5	+53.8	23	7:17.9	+1:03.2	24	7:19.7	+53.1	21	6:00.4	+1:05.2	25	
Penalty Time	5.0			1:04.8			1:05.1			1:04.6			3:19.5			
<b>21</b>	<b>28</b>	<b>USSOLTSEV Sergey</b>	<b>KAZ</b>		<b>LW12</b>		<b>100</b>		<b>4 45:01.1</b>			<b>+10:23.0</b>	<b>21</b>			
Cumulative Time	9:16.4	+1:32.1	13	19:39.2	+4:52.4	21	29:22.9	+7:03.0	22	39:02.6	+9:20.4	21	45:01.1	+10:23.0	21	
Loop Time	9:16.4	+1:32.1	13	10:22.8	+3:20.3	22	9:43.7	+2:40.4	21	9:39.7	+2:23.7	22	5:58.5	+1:03.3	=23	
Ski Time	9:16.4	+1:32.1	25	17:39.2	+2:52.4	25	26:22.9	+4:27.6	25	35:02.6	+5:51.3	25	41:01.1	+6:54.6	25	
Shooting	0	32.8	+15.4	10	2	43.1	+23.0	21	1	40.0	+23.8	18	1	36.4	+18.2	=14
Range Time	59.4	+14.9	12	1:09.0	+23.5	=22	1:02.6	+19.8	18	59.5	+16.5	13	4:10.5	+1:09.0	16	
Course Time	8:11.8	+1:20.3	26	7:09.1	+57.4	24	7:36.3	+1:21.6	26	7:35.7	+1:09.1	25	5:58.5	+1:03.3	=23	
Penalty Time	5.2			2:04.7			1:04.8			1:04.5			4:19.2			



## Competition Analysis

### Analisi della competizione

Rank	Bib	Name	NPC Code	Sport Class	%	T								
<b>22</b>	<b>23</b>	<b>BEREZIN Yuriy</b>	<b>KAZ</b>	<b>LW12</b>	<b>100</b>	<b>5 45:01.6+10:23.5 22</b>								
Cumulative Time	12:01.2+4:16.9	27	20:19.5+5:32.7	23	28:37.3+6:17.4	19	39:05.4+9:23.2	22			45:01.6+10:23.5	22		
Loop 1	Time Rank		Time Rank		Time Rank		Time Rank		Time Rank		Result	Behind	Rank	
Loop Time	12:01.2+4:16.9	27	8:18.3+1:15.8	12	8:17.8+1:14.5	10	10:28.1+3:12.1	25	5:56.2+1:01.0	22				
Ski Time	9:01.2+1:16.9	21	17:19.5+2:32.7	22	25:37.3+3:42.0	22	34:05.4+4:54.1	22			40:01.6	+5:55.1	22	
Shooting	3 38.7 +21.3	14	0 31.9 +11.8	10	0 36.6 +20.4	15	2 37.9 +19.7	18			5	2:25.2	+1:03.9	13
Range Time	1:03.9 +19.4	14	56.5 +11.0	10	1:00.9 +18.1	14	1:01.6 +18.6	16			4:02.9	+1:01.4	13	
Course Time	7:52.5+1:01.0	23	7:17.3+1:05.6	=25	7:12.6 +57.9	22	7:21.9 +55.3	22	5:56.2+1:01.0	22	35:40.5	+4:59.8	24	
Penalty Time	3:04.8		4.5		4.3		2:04.6				5:18.2			
<b>23</b>	<b>30</b>	<b>RIVERO FERNANDEZ Higinio</b>	<b>ESP</b>	<b>LW10.5</b>	<b>87</b>	<b>7 45:06.8+10:28.7 23</b>								
Cumulative Time	9:45.0+2:00.7	19	21:31.8+6:45.0	26	30:29.1+8:09.2	24	39:33.2+9:51.0	24			45:06.8+10:28.7	23		
Loop Time	9:45.0+2:00.7	19	11:46.8+4:44.3	26	8:57.3+1:54.0	17	9:04.1+1:48.1	18	5:33.6 +38.4	19				
Ski Time	8:45.0+1:00.7	18	16:31.8+1:45.0	17	24:29.1+2:33.8	17	32:33.2+3:21.9	16			38:06.8	+4:00.3	17	
Shooting	1 51.6 +34.2	26	4 40.8 +20.7	19	1 41.9 +25.7	=21	1 37.0 +18.8	16			7	2:51.4	+1:30.1	20
Range Time	1:08.4 +23.9	20	58.6 +13.1	12	1:00.2 +17.4	13	55.4 +12.4	11			4:02.6	+1:01.1	12	
Course Time	7:31.9 +40.4	17	6:43.4 +31.7	19	6:52.6 +37.9	=17	7:03.9 +37.3	17	5:33.6 +38.4	19	33:45.4	+3:04.7	18	
Penalty Time	1:04.7		4:04.8		1:04.5		1:04.8				7:18.8			
<b>24</b>	<b>40</b>	<b>ZAPLOTINSKY Derek</b>	<b>CAN</b>	<b>LW10.5</b>	<b>87</b>	<b>6 45:20.3+10:42.2 24</b>								
Cumulative Time	9:21.5+1:37.2	14	19:14.9+4:28.1	17	29:36.7+7:16.8	23	39:08.0+9:25.8	23			45:20.3+10:42.2	24		
Loop Time	9:21.5+1:37.2	14	9:53.4+2:50.9	21	10:21.8+3:18.5	24	9:31.3+2:15.3	21	6:12.3+1:17.1	26				
Ski Time	8:21.5 +37.2	13	16:14.9+1:28.1	16	24:36.7+2:41.4	18	33:08.0+3:56.7	18			39:20.3	+5:13.8	20	
Shooting	1 47.5 +30.1	22	2 45.4 +25.3	24	2 40.8 +24.6	20	1 38.9 +20.7	20			6	2:52.8	+1:31.5	22
Range Time	1:06.9 +22.4	17	1:02.5 +17.0	17	1:01.3 +18.5	17	1:02.5 +19.5	17			4:13.2	+1:11.7	17	
Course Time	7:10.2 +18.7	13	6:46.1 +34.4	20	7:14.4 +59.7	23	7:24.1 +57.5	23	6:12.3+1:17.1	26	34:47.1	+4:06.4	21	
Penalty Time	1:04.4		2:04.8		2:06.1		1:04.7				6:20.0			
<b>25</b>	<b>27</b>	<b>JEONG Jaeseok</b>	<b>KOR</b>	<b>LW10.5</b>	<b>87</b>	<b>10 47:16.2+12:38.1 25</b>								
Cumulative Time	9:27.6+1:43.3	17	20:03.6+5:16.8	22	30:47.4+8:27.5	25	41:47.5+12:05.3	25			47:16.2+12:38.1	25		
Loop Time	9:27.6+1:43.3	17	10:36.0+3:33.5	24	10:43.8+3:40.5	25	11:00.1+3:44.1	26	5:28.7 +33.5	15				
Ski Time	8:27.6 +43.3	16	16:03.6+1:16.8	14	23:47.4+1:52.1	15	31:47.5+2:36.2	15			37:16.2	+3:09.7	15	
Shooting	1 38.5 +21.1	13	3 34.9 +14.8	14	3 35.5 +19.3	13	3 38.8 +20.6	19			10	2:27.8	+1:06.5	15
Range Time	1:03.7 +19.2	13	1:00.5 +15.0	14	55.5 +12.7	8	58.4 +15.4	12			3:58.1	+56.6	11	
Course Time	7:19.4 +27.9	16	6:31.1 +19.4	14	6:44.0 +29.3	14	6:57.1 +30.5	14	5:28.7 +33.5	15	33:00.3	+2:19.6	14	
Penalty Time	1:04.5		3:04.4		3:04.3		3:04.6				10:17.8			
<b>26</b>	<b>24</b>	<b>LULA Robelson</b>	<b>BRA</b>	<b>LW12</b>	<b>100</b>	<b>10 48:54.9+14:16.8 26</b>								
Cumulative Time	9:55.2+2:10.9	20	20:57.9+6:11.1	24	33:14.0+10:54.1	26	43:27.7+13:45.5	26			48:54.9+14:16.8	26		
Loop Time	9:55.2+2:10.9	20	11:02.7+4:00.2	25	12:16.1+5:12.8	26	10:13.7+2:57.7	24	5:27.2 +32.0	14				
Ski Time	8:55.2+1:10.9	20	16:57.9+2:11.1	19	25:14.0+3:18.7	20	33:27.7+4:16.4	19			38:54.9	+4:48.4	18	
Shooting	1 45.7 +28.3	21	3 50.1 +30.0	25	4 50.3 +34.1	25	2 40.6 +22.4	22			10	3:06.8	+1:45.5	24
Range Time	1:12.9 +28.4	24	1:17.0 +31.5	26	1:18.1 +35.3	25	1:08.7 +25.7	22			4:56.7	+1:55.2	25	
Course Time	7:37.0 +45.5	19	6:40.5 +28.8	16	6:52.6 +37.9	=17	6:59.7 +33.1	16	5:27.2 +32.0	14	33:37.0	+2:56.3	17	
Penalty Time	1:05.3		3:05.2		4:05.4		2:05.3				10:21.2			
<b>27</b>	<b>22</b>	<b>LORENZO Omar Alejandro</b>	<b>ARG</b>	<b>LW11</b>	<b>93</b>	<b>14 59:56.0+25:17.9 27</b>								
Cumulative Time	11:07.2+3:22.9	25	25:27.2+10:40.4	27	39:13.0+16:53.1	27	52:58.2+23:16.1	27			59:56.0+25:17.9	27		
Loop Time	11:07.2+3:22.9	25	14:20.0+7:17.5	27	13:45.8+6:42.5	27	13:45.3+6:29.3	27	6:57.7+2:02.5	27				
Ski Time	10:07.2+2:22.9	27	19:27.2+4:40.4	27	29:13.0+7:17.7	27	38:58.3+9:47.0	27			45:56.0	+11:49.5	27	
Shooting	1 48.7 +31.3	23	5 52.8 +32.7	27	4 52.6 +36.4	26	4 39.8 +21.6	21			14	3:14.1	+1:52.8	26
Range Time	1:10.9 +26.4	=21	1:12.9 +27.4	25	1:20.1 +37.3	26	1:05.5 +22.5	21			4:49.4	+1:47.9	24	
Course Time	8:51.3+1:59.8	27	8:01.8+1:50.1	27	8:20.4+2:05.7	27	8:35.0+2:08.4	27	6:57.7+2:02.5	27	40:46.2	+10:05.5	27	
Penalty Time	1:05.0		5:05.3		4:05.3		4:04.8				14:20.4			

**Legend:**  
= Equal sign indicates that two or more competitors share the same rank T Total penalties





### Competition Analysis

#### Analisi della competizione

Rank	Bib	Name	NPC Code		Sport Class		%		T		Result	Behind	Rank			
Loop 1		Loop 2		Loop 3		Loop 4		Loop 5								
Time	Rank	Time	Rank	Time	Rank	Time	Rank	Time	Rank	Result	Behind	Rank				
<b>1</b>	<b>82</b>	<b>CAI Jiayun</b>	<b>CHN</b>		<b>LW8</b>		<b>96</b>				<b>1 30:24.1</b>	<b>0.0</b>	<b>1</b>			
Cumulative Time	8:12.5+1:08.3	12	14:16.5	+55.7	8	20:27.1	0.0	1	26:38.3	0.0	1	30:24.1	0.0	1		
Loop Time	8:12.5+1:08.3	12	6:04.0	0.0	1	6:10.6	0.0	1	6:11.2	0.0	1	3:45.8	+3.3	2		
Ski Time	7:12.5	+8.3	5	13:16.5	+5.8	3	19:27.1	+0.8	2	25:38.3	0.0	1	29:24.1	0.0	1	
Shooting	1	28.9	+13.4	8	0	33.3	+13.2	12	0	22.3	+2.5	4	0	20.7	+1.9	2
Range Time	42.9	+3.6	5	40.5	+0.8	4	41.4	+2.5	3	42.1	+3.3	3	2:46.9	+8.9	4	
Course Time	6:25.7	+21.6	5	5:19.7	+14.0	2	5:25.3	+6.6	3	5:25.7	+4.8	2	3:45.8	+3.3	2	
Penalty Time	1:03.9			3.8			3.9			3.4			1:15.0			
<b>2</b>	<b>86</b>	<b>ARENDZ Mark</b>	<b>CAN</b>		<b>LW6</b>		<b>95</b>				<b>1 30:52.5</b>	<b>+28.4</b>	<b>2</b>			
Cumulative Time	8:13.4+1:09.2	13	14:32.2+1:11.4	10	20:46.6	+19.5	5	27:06.6	+28.3	2	30:52.5	+28.4	2			
Loop Time	8:13.4+1:09.2	13	6:18.8	+14.8	5	6:14.4	+3.8	2	6:20.0	+8.8	3	3:45.9	+3.4	3		
Ski Time	7:13.4	+9.2	6	13:32.2	+21.5	6	19:46.6	+20.3	5	26:06.6	+28.3	4	29:52.5	+28.4	4	
Shooting	1	31.5	+16.0	11	0	37.1	+17.0	15	0	20.8	+1.0	2	0	31.6	+12.8	12
Range Time	46.9	+7.6	9	51.9	+12.2	12	44.1	+5.2	6	48.4	+9.6	9	3:11.3	+33.3	8	
Course Time	6:23.1	+19.0	3	5:23.4	+17.7	3	5:26.9	+8.2	4	5:28.4	+7.5	3	3:45.9	+3.4	3	
Penalty Time	1:03.4			3.5			3.4			3.2			1:13.5			
<b>3</b>	<b>89</b>	<b>MAIER Marco</b>	<b>GER</b>		<b>LW8</b>		<b>96</b>				<b>1 31:07.3</b>	<b>+43.2</b>	<b>3</b>			
Cumulative Time	7:10.5	+6.3	3	13:20.8	0.0	1	20:43.5	+16.4	4	27:12.5	+34.2	3	31:07.3	+43.2	3	
Loop Time	7:10.5	+6.3	3	6:10.3	+6.3	2	7:22.7+1:12.1	12	6:29.0	+17.8	5	3:54.8	+12.3	7		
Ski Time	7:10.5	+6.3	4	13:20.8	+10.1	4	19:43.5	+17.2	4	26:12.5	+34.2	5	30:07.3	+43.2	5	
Shooting	0	19.5	+4.0	2	0	20.9	+0.8	2	1	19.8	0.0	1	0	22.3	+3.5	4
Range Time	39.3	0.0	1	39.7	0.0	=1	39.4	+0.5	2	42.5	+3.7	4	2:40.9	+2.9	2	
Course Time	6:27.4	+23.3	6	5:27.3	+21.6	7	5:39.9	+21.2	8	5:43.0	+22.1	=8	3:54.8	+12.3	7	
Penalty Time	3.8			3.3			1:03.4			3.5			1:14.0			
<b>4</b>	<b>87</b>	<b>LIU Xiaobin</b>	<b>CHN</b>		<b>LW5/7</b>		<b>90</b>				<b>2 31:30.6</b>	<b>+1:06.5</b>	<b>4</b>			
Cumulative Time	7:06.2	+2.0	2	14:10.7	+49.9	6	20:32.5	+5.4	3	27:48.1+1:09.8	5	31:30.6	+1:06.5	4		
Loop Time	7:06.2	+2.0	2	7:04.5+1:00.5	11	6:21.8	+11.2	3	7:15.6+1:04.4	6	3:42.5	0.0	1	29:30.6	+6.5	3
Ski Time	7:06.2	+2.0	2	13:10.7	0.0	1	19:32.5	+6.2	3	25:48.1	+9.8	3	2:36.3	+1:20.6	17	
Shooting	0	37.2	+21.7	15	1	41.2	+21.1	16	0	44.4	+24.6	18	1	33.3	+14.5	13
Range Time	59.1	+19.8	16	55.8	+16.1	16	1:00.0	+21.1	17	51.8	+13.0	13	3:46.7	+1:08.7	15	
Course Time	6:04.1	0.0	1	5:05.7	0.0	1	5:18.7	0.0	1	5:20.9	0.0	1	3:42.5	0.0	1	
Penalty Time	3.0			1:03.0			3.1			1:02.9			2:12.0			
<b>5</b>	<b>85</b>	<b>ROMANIUK Serhii</b>	<b>UKR</b>		<b>LW8</b>		<b>96</b>				<b>1 31:31.1</b>	<b>+1:07.0</b>	<b>5</b>			
Cumulative Time	8:19.2+1:15.0	14	14:44.0+1:23.2	12	21:10.3	+43.2	8	27:35.0	+56.7	4	31:31.1	+1:07.0	5			
Loop Time	8:19.2+1:15.0	14	6:24.8	+20.8	6	6:26.3	+15.7	5	6:24.7	+13.5	4	3:56.1	+13.6	8		
Ski Time	7:19.2	+15.0	7	13:44.0	+33.3	9	20:10.3	+44.0	8	26:35.0	+56.7	8	30:31.1	+1:07.0	8	
Shooting	1	15.5	0.0	1	0	20.1	0.0	1	0	21.1	+1.3	3	0	18.8	0.0	1
Range Time	39.8	+0.5	3	40.4	+0.7	3	38.9	0.0	1	38.9	+0.1	2	2:38.0	0.0	1	
Course Time	6:35.8	+31.7	9	5:40.5	+34.8	11	5:43.6	+24.9	9	5:42.0	+21.1	7	3:56.1	+13.6	8	
Penalty Time	1:03.6			3.9			3.8			3.8			1:15.1			
<b>6</b>	<b>78</b>	<b>WU Junbao</b>	<b>CHN</b>		<b>LW5/7</b>		<b>90</b>				<b>1 31:51.9</b>	<b>+1:27.8</b>	<b>6</b>			
Cumulative Time	7:31.0	+26.8	7	13:58.1	+37.3	4	20:27.2	+0.1	2	28:01.0+1:22.7	6	31:51.9	+1:27.8	6		
Loop Time	7:31.0	+26.8	7	6:27.1	+23.1	7	6:29.1	+18.5	6	7:33.8+1:22.6	9	3:50.9	+8.4	6		
Ski Time	7:31.0	+26.8	11	13:58.1	+47.4	10	20:27.2+1:00.9	10	27:01.0+1:22.7	10	30:51.9	+1:27.8	9			
Shooting	0	34.1	+18.6	=13	0	32.7	+12.6	11	0	30.3	+10.5	11	1	31.5	+12.7	11
Range Time	52.1	+12.8	=11	48.4	+8.7	8	48.7	+9.8	9	48.0	+9.2	8	3:17.2	+39.2	9	
Course Time	6:35.5	+31.4	8	5:35.4	+29.7	9	5:37.2	+18.5	7	5:43.0	+22.1	=8	3:50.9	+8.4	6	
Penalty Time	3.4			3.3			3.2			1:02.8			1:12.7			
<b>7</b>	<b>75</b>	<b>DRAHUN Serafym</b>	<b>UKR</b>		<b>LW8</b>		<b>96</b>				<b>3 32:30.0</b>	<b>+2:05.9</b>	<b>7</b>			
Cumulative Time	7:04.2	0.0	1	14:11.7	+50.9	7	22:26.3+1:59.2	12	28:42.0+2:03.7	7	32:30.0	+2:05.9	7			
Loop Time	7:04.2	0.0	1	7:07.5+1:03.5	12	8:14.6+2:04.0	15	6:15.7	+4.5	2	3:48.0	+5.5	5			
Ski Time	7:04.2	0.0	1	13:11.7	+1.0	2	19:26.3	0.0	1	25:42.0	+3.7	2	29:30.0	+5.9	2	
Shooting	0	21.9	+6.4	3	1	22.2	+2.1	3	2	29.0	+9.2	9	0	24.2	+5.4	5
Range Time	39.6	+0.3	2	39.7	0.0	=1	45.5	+6.6	7	38.8	0.0	1	2:43.6	+5.6	3	
Course Time	6:21.0	+16.9	2	5:24.2	+18.5	=4	5:25.1	+6.4	2	5:33.4	+12.5	5	3:48.0	+5.5	5	
Penalty Time	3.6			1:03.6			2:04.0			3.5			3:14.7			



## Competition Analysis

### Analisi della competizione

Rank	Bib	Name	NPC Code		Sport Class		%		T		Result	Behind	Rank			
Loop 1		Loop 2		Loop 3		Loop 4		Loop 5								
Time	Rank	Time	Rank	Time	Rank	Time	Rank	Time	Rank	Result	Behind	Rank				
<b>8</b>	<b>88</b>	<b>DAVIET Benjamin</b>	<b>FRA</b>		<b>LW2</b>		<b>93</b>				<b>2 33:15.6</b>	<b>+2:51.5</b>	<b>8</b>			
Cumulative Time	7:24.6	+20.4	5	13:38.4	+17.6	3	21:15.5	+48.4	9	28:58.8	+2:20.5	8	33:15.6	+2:51.5	8	
Loop Time	7:24.6	+20.4	5	6:13.8	+9.8	3	7:37.1	+1:26.5	13	7:43.3	+1:32.1	10	4:16.8	+34.3	12	
Ski Time	7:24.6	+20.4	9	13:38.4	+27.7	8	20:15.5	+49.2	9	26:58.8	+1:20.5	9	31:15.6	+1:51.5	10	
Shooting	0	24.6	+9.1	5	0	25.2	+5.1	4	1	24.5	+4.7	6	1	25.1	+6.3	7
Range Time	43.1	+3.8	6	44.8	+5.1	6	43.6	+4.7	5	44.2	+5.4	6	2:55.7	+17.7	5	
Course Time	6:37.9	+33.8	=10	5:25.4	+19.7	6	5:50.0	+31.3	12	5:55.5	+34.6	12	4:16.8	+34.3	12	
Penalty Time	3.6			3.6			1:03.5			1:03.6			2:14.3			
<b>9</b>	<b>84</b>	<b>GERLITS Alexandr</b>	<b>KAZ</b>		<b>LW6</b>		<b>95</b>				<b>3 33:19.8</b>	<b>+2:55.7</b>	<b>9</b>			
Cumulative Time	7:20.3	+16.1	4	13:38.1	+17.3	2	22:09.4	+1:42.3	11	29:33.1	+2:54.8	11	33:19.8	+2:55.7	9	
Loop Time	7:20.3	+16.1	4	6:17.8	+13.8	4	8:31.3	+2:20.7	16	7:23.7	+1:12.5	7	3:46.7	+4.2	4	
Ski Time	7:20.3	+16.1	8	13:38.1	+27.4	7	20:09.4	+43.1	7	26:33.1	+54.8	7	30:19.8	+55.7	6	
Shooting	0	27.9	+12.4	7	0	27.4	+7.3	6	2	35.4	+15.6	14	1	29.1	+10.3	10
Range Time	45.1	+5.8	7	44.4	+4.7	5	52.7	+13.8	13	48.5	+9.7	10	3:10.7	+32.7	7	
Course Time	6:31.9	+27.8	7	5:30.3	+24.6	8	5:35.2	+16.5	5	5:31.7	+10.8	4	3:46.7	+4.2	4	
Penalty Time	3.3			3.1			2:03.4			1:03.5			3:13.3			
<b>10</b>	<b>81</b>	<b>VOVCHYNSKYI Grygorii</b>	<b>UKR</b>		<b>LW8</b>		<b>96</b>				<b>3 33:23.2</b>	<b>+2:59.1</b>	<b>10</b>			
Cumulative Time	8:08.9	+1:04.7	11	15:26.3	+2:05.5	13	21:50.0	+1:22.9	10	29:18.2	+2:39.9	9	33:23.2	+2:59.1	10	
Loop Time	8:08.9	+1:04.7	11	7:17.4	+1:13.4	13	6:23.7	+13.1	4	7:28.2	+1:17.0	8	4:05.0	+22.5	10	
Ski Time	7:08.9	+4.7	3	13:26.3	+15.6	5	19:50.0	+23.7	6	26:18.2	+39.9	6	30:23.2	+59.1	7	
Shooting	1	23.3	+7.8	4	1	29.3	+9.2	8	0	24.1	+4.3	5	1	21.8	+3.0	3
Range Time	41.7	+2.4	4	49.1	+9.4	9	42.9	+4.0	4	43.4	+4.6	5	2:57.1	+19.1	6	
Course Time	6:23.6	+19.5	4	5:24.2	+18.5	=4	5:37.0	+18.3	6	5:40.9	+20.0	6	4:05.0	+22.5	10	
Penalty Time	1:03.6			1:04.1			3.8			1:03.9			3:15.4			
<b>11</b>	<b>80</b>	<b>EHLER Alexander</b>	<b>GER</b>		<b>LW4</b>		<b>96</b>				<b>1 33:25.5</b>	<b>+3:01.4</b>	<b>11</b>			
Cumulative Time	7:27.3	+23.1	6	14:06.3	+45.5	5	21:09.3	+42.2	7	29:26.0	+2:47.7	10	33:25.5	+3:01.4	11	
Loop Time	7:27.3	+23.1	6	6:39.0	+35.0	9	7:03.0	+52.4	11	8:16.7	+2:05.5	14	3:59.5	+17.0	9	
Ski Time	7:27.3	+23.1	10	14:06.3	+55.6	11	21:09.3	+1:43.0	12	28:26.0	+2:47.7	12	32:25.5	+3:01.4	12	
Shooting	0	25.0	+9.5	6	0	30.1	+10.0	9	0	39.2	+19.4	17	1	50.1	+31.3	18
Range Time	46.1	+6.8	8	53.4	+13.7	13	1:01.5	+22.6	18	1:17.4	+38.6	18	3:58.4	+1:20.4	17	
Course Time	6:37.9	+33.8	=10	5:41.8	+36.1	12	5:57.9	+39.2	14	5:55.0	+34.1	11	3:59.5	+17.0	9	
Penalty Time	3.3			3.8			3.6			1:04.3			1:15.0			
<b>12</b>	<b>79</b>	<b>YUAN Mingshou</b>	<b>CHN</b>		<b>LW5/7</b>		<b>90</b>				<b>2 33:47.7</b>	<b>+3:23.6</b>	<b>12</b>			
Cumulative Time	7:44.7	+40.5	8	14:16.9	+56.1	9	20:55.2	+28.1	6	29:39.0	+3:00.7	12	33:47.7	+3:23.6	12	
Loop Time	7:44.7	+40.5	8	6:32.2	+28.2	8	6:38.3	+27.7	7	8:43.8	+2:32.6	17	4:08.7	+26.2	11	
Ski Time	7:44.7	+40.5	12	14:16.9	+1:06.2	12	20:55.2	+1:28.9	11	27:39.0	+2:00.7	11	31:47.7	+2:23.6	11	
Shooting	0	33.7	+18.2	12	0	33.4	+13.3	13	0	30.2	+10.4	10	2	40.8	+22.0	17
Range Time	52.8	+13.5	13	50.0	+10.3	=10	49.5	+10.6	11	51.3	+12.5	12	2	2:18.3	+1:02.6	13
Course Time	6:48.7	+44.6	12	5:39.0	+33.3	10	5:45.8	+27.1	10	5:49.3	+28.4	10	4:08.7	+26.2	11	
Penalty Time	3.2			3.2			3.0			2:03.2			2:12.6			
<b>13</b>	<b>77</b>	<b>LEHMKER Steffen</b>	<b>GER</b>		<b>LW6</b>		<b>95</b>				<b>2 35:14.2</b>	<b>+4:50.1</b>	<b>13</b>			
Cumulative Time	7:53.1	+48.9	9	14:38.5	+1:17.7	11	22:27.2	+2:00.1	13	30:40.8	+4:02.5	13	35:14.2	+4:50.1	13	
Loop Time	7:53.1	+48.9	9	6:45.4	+41.4	10	7:48.7	+1:38.1	14	8:13.6	+2:02.4	13	4:33.4	+50.9	17	
Ski Time	7:53.1	+48.9	13	14:38.5	+1:27.8	13	21:27.2	+2:00.9	13	28:40.8	+3:02.5	13	33:14.2	+3:50.1	13	
Shooting	0	34.1	+18.6	=13	0	34.7	+14.6	14	1	36.6	+16.8	15	1	28.9	+10.1	8
Range Time	54.0	+14.7	14	54.2	+14.5	14	55.9	+17.0	15	51.0	+12.2	11	2	2:14.5	+58.8	12
Course Time	6:55.2	+51.1	15	5:47.7	+42.0	13	5:48.6	+29.9	11	6:18.3	+57.4	16	4:33.4	+50.9	17	
Penalty Time	3.9			3.5			1:04.2			1:04.3			2:15.9			
<b>14</b>	<b>76</b>	<b>EGGER-RIEDMUELLER Stefan</b>	<b>AUT</b>		<b>LW4</b>		<b>96</b>				<b>3 36:34.3</b>	<b>+6:10.2</b>	<b>14</b>			
Cumulative Time	9:03.9	+1:59.7	15	17:08.0	+3:47.2	14	24:03.0	+3:35.9	14	32:15.1	+5:36.8	14	36:34.3	+6:10.2	14	
Loop Time	9:03.9	+1:59.7	15	8:04.1	+2:00.1	15	6:55.0	+44.4	9	8:12.1	+2:00.9	12	4:19.2	+36.7	15	
Ski Time	8:03.9	+59.7	17	15:08.0	+1:57.3	17	22:03.0	+2:36.7	16	29:15.1	+3:36.8	16	33:34.3	+4:10.2	16	
Shooting	1	30.0	+14.5	9	1	26.8	+6.7	5	0	25.4	+5.6	8	1	29.0	+10.2	9
Range Time	51.1	+11.8	10	47.7	+8.0	7	48.2	+9.3	8	52.5	+13.7	14	3	3:19.5	+41.5	10
Course Time	7:09.0	+1:04.9	17	6:12.7	+1:07.0	18	6:03.0	+44.3	15	6:15.5	+54.6	15	4:19.2	+36.7	15	
Penalty Time	1:03.8			1:03.7			3.8			1:04.1			3:15.4			



## Competition Analysis

### Analisi della competizione

Rank	Bib	Name	NPC Code	Sport Class	%	T							
Loop 1		Loop 2		Loop 3		Loop 4		Loop 5		Result	Behind	Rank	
Time	Rank	Time	Rank	Time	Rank	Time	Rank	Time	Rank				
<b>15</b>	<b>72</b>	<b>TAVASCI Luca</b>	<b>SUI</b>	<b>LW8</b>	<b>96</b>	<b>6</b>	<b>39:18.0</b>	<b>+8:53.9</b>	<b>15</b>				
Cumulative Time	10:56.2+3:52.0	18	20:01.5+6:40.7	17	26:53.2+6:26.1	16	35:00.1+8:21.8	15		39:18.0	+8:53.9	15	
Loop Time	10:56.2+3:52.0	18	9:05.3+3:01.3	16	6:51.7 +41.1	8	8:06.9+1:55.7	11	4:17.9 +35.4	13			
Ski Time	7:56.2 +52.0	15	15:01.5+1:50.8	16	21:53.2+2:26.9	14	29:00.1+3:21.8	14		33:18.0	+3:53.9	14	
Shooting	3 39.5 +24.0	17	2 50.6 +30.5	18	0 37.2 +17.4	16	1 37.1 +18.3	15	6	2:44.5	+1:28.8	18	
Range Time	59.4 +20.1	17	1:10.3 +30.6	18	56.8 +17.9	16	58.6 +19.8	16		4:05.1	+1:27.1	18	
Course Time	6:53.2 +49.1 =13		5:51.2 +45.5	14	5:51.2 +32.5	13	6:04.6 +43.7	13	4:17.9 +35.4	13	28:58.1	+3:26.2	13
Penalty Time	3:03.6		2:03.8		3.7		1:03.7				6:14.8		
<b>16</b>	<b>73</b>	<b>TONINELLI Cristian</b>	<b>ITA</b>	<b>LW8</b>	<b>96</b>	<b>6</b>	<b>39:27.5</b>	<b>+9:03.4</b>	<b>16</b>				
Cumulative Time	7:58.5 +54.3	10	18:59.2+5:38.4	16	25:58.3+5:31.2	15	35:05.4+8:27.1	16		39:27.5	+9:03.4	16	
Loop Time	7:58.5 +54.3	10	11:00.7+4:56.7	19	6:59.1 +48.5	10	9:07.1+2:55.9	18	4:22.1 +39.6	16			
Ski Time	7:58.5 +54.3	16	14:59.2+1:48.5	15	21:58.3+2:32.0	15	29:05.4+3:27.1	15		33:27.5	+4:03.4	15	
Shooting	0 31.3 +15.8	10	4 41.5 +21.4	17	0 30.5 +10.7	12	2 35.1 +16.3	14	6	2:18.5	+1:02.8	14	
Range Time	52.1 +12.8 =11		1:00.8 +21.1	17	50.2 +11.3	12	57.8 +19.0	15		3:40.9	+1:02.9	14	
Course Time	7:02.6 +58.5	16	5:56.2 +50.5	15	6:05.0 +46.3	16	6:05.3 +44.4	14	4:22.1 +39.6	16	29:31.2	+3:59.3	15
Penalty Time	3.8		4:03.7		3.9		2:04.0				6:15.4		
<b>17</b>	<b>83</b>	<b>SEREDA Dmytro</b>	<b>UKR</b>	<b>LW8</b>	<b>96</b>	<b>7</b>	<b>41:15.7</b>	<b>+10:51.6</b>	<b>17</b>				
Cumulative Time	10:54.0+3:49.8	17	18:53.0+5:32.2	15	28:12.7+7:45.6	17	36:34.1+9:55.8	17		41:15.7	+10:51.6	17	
Loop Time	10:54.0+3:49.8	17	7:59.0+1:55.0	14	9:19.7+3:09.1	17	8:21.4+2:10.2	15	4:41.6 +59.1	18			
Ski Time	7:54.0 +49.8	14	14:53.0+1:42.3	14	22:12.7+2:46.4	17	29:34.1+3:55.8	17		34:15.7	+4:51.6	17	
Shooting	3 37.8 +22.3	16	1 27.8 +7.7	7	2 25.2 +5.4	7	1 24.3 +5.5	6	7	1:55.3	+39.6	8	
Range Time	56.7 +17.4	15	50.0 +10.3 =10		48.8 +9.9	10	47.7 +8.9	7		3:23.2	+45.2	11	
Course Time	6:53.2 +49.1 =13		6:04.8 +59.1	16	6:26.6+1:07.9	18	6:29.2+1:08.3	18	4:41.6 +59.1	18	30:35.4	+5:03.5	18
Penalty Time	3:04.1		1:04.2		2:04.3		1:04.5				7:17.1		
<b>18</b>	<b>71</b>	<b>SATO Keiichi</b>	<b>JPN</b>	<b>LW8</b>	<b>96</b>	<b>10</b>	<b>44:28.2</b>	<b>+14:04.1</b>	<b>18</b>				
Cumulative Time	10:25.1+3:20.9	16	20:34.2+7:13.4	18	31:42.0+11:14.9	18	40:09.4+13:31.1	18		44:28.2	+14:04.1	18	
Loop Time	10:25.1+3:20.9	16	10:09.1+4:05.1	17	11:07.8+4:57.2	18	8:27.4+2:16.2	16	4:18.8 +36.3	14			
Ski Time	8:25.1+1:20.9	18	15:34.2+2:23.5	18	22:42.0+3:15.7	18	30:09.4+4:31.1	18		34:28.2	+5:04.1	18	
Shooting	2 44.3 +28.8	18	3 32.2 +12.1	10	4 33.8 +14.0	13	1 39.5 +20.7	16	10	2:30.0	+1:14.3	16	
Range Time	59.8 +20.5	18	54.3 +14.6	15	54.2 +15.3	14	1:03.7 +24.9	17		3:52.0	+1:14.0	16	
Course Time	7:21.5+1:17.4	18	6:11.1+1:05.4	17	6:09.6 +50.9	17	6:20.1 +59.2	17	4:18.8 +36.3	14	30:21.1	+4:49.2	17
Penalty Time	2:03.8		3:03.7		4:04.0		1:03.6				10:15.1		
<b>19</b>	<b>74</b>	<b>MOTEJZIK Miroslav</b>	<b>CZE</b>	<b>LW4</b>	<b>96</b>	<b>4</b>	<b>49:26.4</b>	<b>+19:02.3</b>	<b>19</b>				
Cumulative Time	11:26.8+4:22.6	19	21:40.5+8:19.7	19	33:34.8+13:07.7	19	43:49.6+17:11.3	19		49:26.4	+19:02.3	19	
Loop Time	11:26.8+4:22.6	19	10:13.7+4:09.7	18	11:54.3+5:43.7	19	10:14.8+4:03.6	19	5:36.8+1:54.3	19			
Ski Time	10:26.8+3:22.6	19	19:40.5+6:29.8	19	29:34.8+10:08.5	19	39:49.6+14:11.3	19		45:26.4	+16:02.3	19	
Shooting	1 1:10.6 +55.1	19	1 1:17.6 +57.5	19	2 1:29.1+1:09.3	19	0 1:59.9+1:41.1	19	4	5:57.3	+4:41.6	19	
Range Time	1:38.9 +59.6	19	1:46.6+1:06.9	19	2:02.1+1:23.2	19	2:24.1+1:45.3	19		7:51.7	+5:13.7	19	
Course Time	8:43.4+2:39.3	19	7:22.7+2:17.0	19	7:47.6+2:28.9	19	7:46.2+2:25.3	19	5:36.8+1:54.3	19	37:16.7	+11:44.8	19
Penalty Time	1:04.5		1:04.4		2:04.6		4.5				4:18.0		

**Legend:**

= Equal sign indicates that two or more competitors share the same rank T Total penalties





SUN 8 MAR 2026

Start Time 14:00

End Time 14:40

## Competition Analysis

Analisi della competizione

Rank	Bib	Name	NPC Code	Sport Class	%	T														
		Loop 1	Loop 2		Loop 3		Loop 4		Loop 5		Result	Behind	Rank							
		Time	Rank	Time	Rank	Time	Rank	Time	Rank	Time	Rank									
1	121	<b>DANG Hesong</b>	CHN	NS2	97							0 31:31.9	0.0	1						
		Guide: LU Hongda																		
Cumulative Time	7:44.8	0.0	1	14:21.9	0.0	1	21:00.5	0.0	1	27:45.7	0.0	1					31:31.9	0.0	1	
Loop Time	7:44.8	0.0	1	6:37.1	+15.1	2	6:38.6	0.0	1	6:45.2	0.0	1	3:46.2	0.0	1					
Ski Time	7:44.8	+7.1	2	14:21.9	+22.2	2	21:00.5	+32.6	2	27:45.7	+44.5	2					31:31.9	+40.1	2	
Shooting	0	26.3	+3.9	4	0	26.7	+7.9	4	0	24.8	+3.0	2	0	29.8	+6.7	4	0	1:47.7	+8.0	2
Range Time	50.4	+0.6	3	50.5	+4.0	2	49.4	0.0	1	52.4	+2.7	2					3:22.7	0.0	1	
Course Time	6:51.1	+14.7	3	5:43.6	+21.1	3	5:46.1	+19.4	3	5:49.9	+17.4	2	3:46.2	0.0	1		27:56.9	+1:08.2	2	
Penalty Time	3.3			3.0			3.1			2.9							12.3			
2	128	<b>MURASHKOVSKIY Maksym</b>	UKR	NS3	100							0 33:41.1	+2:09.2	2						
		Guide: TRUSH Vitaliy																		
Cumulative Time	7:53.8	+9.0	2	14:53.1	+31.2	3	22:10.0	+1:09.5	2	29:24.4	+1:38.7	2					33:41.1	+2:09.2	2	
Loop Time	7:53.8	+9.0	2	6:59.3	+37.3	5	7:16.9	+38.3	4	7:14.4	+29.2	4	4:16.7	+30.5	6					
Ski Time	7:53.8	+16.1	4	14:53.1	+53.4	6	22:10.0	+1:42.1	7	29:24.4	+2:23.2	8					33:41.1	+2:49.3	7	
Shooting	0	23.2	+0.8	2	0	26.1	+7.3	3	0	31.2	+9.4	5	0	27.2	+4.1	=2	0	1:47.8	+8.1	3
Range Time	49.8	0.0	1	53.7	+7.2	=4	59.8	+10.4	6	53.9	+4.2	4					3:37.2	+14.5	3	
Course Time	7:00.7	+24.3	7	6:02.1	+39.6	8	6:13.6	+46.9	8	6:16.9	+44.4	9	4:16.7	+30.5	6		29:50.0	+3:01.3	8	
Penalty Time	3.3			3.5			3.5			3.6							13.9			
3	126	<b>SUIARKO Dmytro</b>	UKR	NS3	100							1 33:51.1	+2:19.2	3						
		Guide: NIKONOVYCH Oleksandr																		
Cumulative Time	9:09.8	+1:25.0	7	16:05.4	+1:43.5	7	22:59.0	+1:58.5	4	29:53.0	+2:07.3	3					33:51.1	+2:19.2	3	
Loop Time	9:09.8	+1:25.0	7	6:55.6	+33.6	4	6:53.6	+15.0	2	6:54.0	+8.8	2	3:58.1	+11.9	3					
Ski Time	8:09.8	+32.1	8	15:05.4	+1:05.7	7	21:59.0	+1:31.1	6	28:53.0	+1:51.8	5					32:51.1	+1:59.3	4	
Shooting	1	28.7	+6.3	6	0	25.9	+7.1	2	0	21.8	0.0	1	0	23.1	0.0	1	1	1:39.7	0.0	1
Range Time	56.6	+6.8	6	52.5	+6.0	3	49.6	+0.2	2	49.7	0.0	1					3:28.4	+5.7	2	
Course Time	7:09.8	+33.4	8	5:59.5	+37.0	6	6:00.5	+33.8	6	6:00.8	+28.3	6	3:58.1	+11.9	3		29:08.7	+2:20.0	5	
Penalty Time	1:03.4			3.6			3.5			3.5							1:14.0			
4	130	<b>RESHETYNSKYI Iaroslav</b>	UKR	NS3	100							0 34:18.9	+2:47.0	4						
		Guide: DRAHUN Dmytro																		
Cumulative Time	8:21.2	+36.4	4	15:33.5	+1:11.6	4	22:51.6	+1:51.1	3	30:01.8	+2:16.1	4					34:18.9	+2:47.0	4	
Loop Time	8:21.2	+36.4	4	7:12.3	+50.3	6	7:18.1	+39.5	5	7:10.2	+25.0	3	4:17.1	+30.9	7					
Ski Time	8:21.2	+43.5	9	15:33.5	+1:33.8	9	22:51.6	+2:23.7	9	30:01.8	+3:00.6	9					34:18.9	+3:27.1	9	
Shooting	0	27.4	+5.0	5	0	29.9	+11.1	6	0	29.8	+8.0	4	0	27.2	+4.1	=2	0	1:54.3	+14.6	4
Range Time	55.5	+5.7	5	57.4	+10.9	7	59.0	+9.6	5	53.7	+4.0	3					3:45.6	+22.9	4	
Course Time	7:22.1	+45.7	9	6:11.1	+48.6	9	6:15.2	+48.5	9	6:12.9	+40.4	8	4:17.1	+30.9	7		30:18.4	+3:29.7	9	
Penalty Time	3.6			3.8			3.9			3.6							14.9			
5	131	<b>KAZIK Oleksandr</b>	UKR	NS1	88							4 34:51.8	+3:19.9	5						
		Guide: KUCHERIAVYI Serhii																		
Cumulative Time	9:37.7	+1:52.9	9	15:59.7	+1:37.8	6	23:27.9	+2:27.4	5	31:01.2	+3:15.5	5					34:51.8	+3:19.9	5	
Loop Time	9:37.7	+1:52.9	9	6:22.0	0.0	1	7:28.2	+49.6	6	7:33.3	+48.1	6	3:50.6	+4.4	2					
Ski Time	7:37.7	0.0	1	13:59.7	0.0	1	20:27.9	0.0	1	27:01.2	0.0	1					30:51.8	0.0	1	
Shooting	2	33.1	+10.7	8	0	31.9	+13.1	8	1	33.8	+12.0	=7	1	33.5	+10.4	7	4	2:12.4	+32.7	8
Range Time	57.7	+7.9	8	56.0	+9.5	6	57.9	+8.5	4	57.3	+7.6	5					3:48.9	+26.2	6	
Course Time	6:36.4	0.0	1	5:22.5	0.0	1	5:26.7	0.0	1	5:32.5	0.0	1	3:50.6	+4.4	2		26:48.7	0.0	1	
Penalty Time	2:03.6			3.5			1:03.6			1:03.5							4:14.2			
6	129	<b>KOVALEVSKIY Anatolii</b>	UKR	NS3	100							2 35:38.0	+4:06.1	6						
		Guide: MUKSHYN Oleksandr																		
Cumulative Time	8:49.3	+1:04.5	6	16:48.2	+2:26.3	8	23:57.5	+2:57.0	6	31:14.8	+3:29.1	6					35:38.0	+4:06.1	6	
Loop Time	8:49.3	+1:04.5	6	7:58.9	+1:36.9	8	7:09.3	+30.7	3	7:17.3	+32.1	5	4:23.2	+37.0	8					
Ski Time	7:49.3	+11.6	3	14:48.2	+48.5	5	21:57.5	+1:29.6	5	29:14.8	+2:13.6	6					33:38.0	+2:46.2	6	
Shooting	1	24.7	+2.3	3	1	30.2	+11.4	7	0	32.2	+10.4	6	0	35.1	+12.0	9	2	2:02.4	+22.7	6
Range Time	52.3	+2.5	4	1:00.2	+13.7	8	1:01.3	+11.9	8	1:03.8	+14.1	10					3:57.6	+34.9	8	
Course Time	6:53.8	+17.4	5	5:55.4	+32.9	5	6:04.5	+37.8	7	6:10.2	+37.7	7	4:23.2	+37.0	8		29:27.1	+2:38.4	7	
Penalty Time	1:03.2			1:03.3			3.5			3.3							2:13.3			



SUN 8 MAR 2026

Start Time 14:00

End Time 14:40

## Competition Analysis

Analisi della competizione

Rank	Bib	Name	NPC Code	Sport Class	%	T														
		Loop 1	Loop 2		Loop 3		Loop 4		Loop 5		Result	Behind	Rank							
		Time	Rank	Time	Rank	Time	Rank	Time	Rank	Time	Rank									
7	125	<b>BIENKO Blazej</b> Guide: LANDA Michal	POL	NS3	100	1	36:57.6	+5:25.7	7											
		Cumulative Time	8:32.3	+47.5	5	15:52.6+1:30.7	5	24:41.1+3:40.6	8	32:28.1+4:42.4	7			36:57.6	+5:25.7	7				
		Loop Time	8:32.3	+47.5	5	7:20.3	+58.3	7	8:48.5+2:09.9	10	7:47.0+1:01.8	7	4:29.5	+43.3	10					
		Ski Time	8:32.3	+54.6	10	15:52.6+1:52.9	10	23:41.1+3:13.2	10	31:28.1+4:26.9	10			35:57.6	+5:05.8	10				
		Shooting	0	22.4	0.0	1	0	18.8	0.0	1	1	43.1	+21.3	11	0	32.1	+9.0	6		
		Range Time	50.3	+0.5	2	46.5	0.0	1	1:11.9	+22.5	11	1:01.4	+11.7	=7		3:50.1	+27.4	7		
		Course Time	7:38.3+1:01.9	11	6:30.2+1:07.7	11	6:32.9+1:06.2	10	6:41.8+1:09.3	10	4:29.5	+43.3	10			31:52.7	+5:04.0	10		
		Penalty Time	3.7			3.6				1:03.7						1:14.8				
8	133	<b>MESSINGER Nico</b> Guide: WUNDERLE Robin	GER	NS2	97	5	37:54.8	+6:22.9	8											
		Cumulative Time	7:58.7	+13.9	3	14:39.9	+18.0	2	24:30.4+3:29.9	7	33:40.9+5:55.2	8				37:54.8	+6:22.9	8		
		Loop Time	7:58.7	+13.9	3	6:41.2	+19.2	3	9:50.5+3:11.9	13	9:10.5+2:25.3	11	4:13.9	+27.7	5					
		Ski Time	7:58.7	+21.0	6	14:39.9	+40.2	4	21:30.4+1:02.5	3	28:40.9+1:39.7	4				32:54.8	+2:03.0	5		
		Shooting	0	48.9	+26.5	13	0	38.0	+19.2	10	3	36.7	+14.9	10	2	40.3	+17.2	11		
		Range Time	1:14.2	+24.4	12	1:04.9	+18.4	9	1:04.1	+14.7	10	1:07.9	+18.2	11		4:31.1	+1:08.4	11		
		Course Time	6:41.3	+4.9	2	5:32.9	+10.4	2	5:43.0	+16.3	2	5:58.9	+26.4	5	4:13.9	+27.7	5	28:10.0	+1:21.3	3
		Penalty Time	3.2			3.4				3:03.4						5:13.7				
9	124	<b>CHALENCON Anthony</b> Guide: MICHELON Florian	FRA	NS1	88	6	39:45.7	+8:13.8	9											
		Cumulative Time	10:06.2+2:21.4	11	19:20.3+4:58.4	11	27:15.4+6:14.9	10	35:18.0+7:32.3	9						39:45.7	+8:13.8	9		
		Loop Time	10:06.2+2:21.4	11	9:14.1+2:52.1	11	7:55.1+1:16.5	7	8:02.6+1:17.4	8	4:27.7	+41.5	9							
		Ski Time	8:06.2	+28.5	7	15:20.3+1:20.6	8	22:15.4+1:47.5	8	29:18.0+2:16.8	7					33:45.7	+2:53.9	8		
		Shooting	2	47.3	+24.9	12	2	45.5	+26.7	13	1	34.7	+12.9	9	1	33.6	+10.5	8		
		Range Time	1:11.5	+21.7	11	1:10.6	+24.1	11	59.9	+10.5	7	1:00.8	+11.1	6		4:22.8	+1:00.1	10		
		Course Time	6:51.4	+15.0	4	6:00.1	+37.6	7	5:51.8	+25.1	4	5:58.3	+25.8	4	4:27.7	+41.5	9	29:09.3	+2:20.6	6
		Penalty Time	2:03.3			2:03.4				1:03.4						6:13.6				
10	132	<b>VOLKERT Lennart Mattis</b> Guide: KOLB Nils	GER	NS2	97	7	39:46.6	+8:14.7	10											
		Cumulative Time	9:56.8+2:12.0	10	18:39.8+4:17.9	10	26:35.9+5:35.4	9	35:40.3+7:54.6	10						39:46.6	+8:14.7	10		
		Loop Time	9:56.8+2:12.0	10	8:43.0+2:21.0	10	7:56.1+1:17.5	8	9:04.4+2:19.2	10	4:06.3	+20.1	4							
		Ski Time	7:56.8	+19.1	5	14:39.8	+40.1	3	21:35.9+1:08.0	4	28:40.3+1:39.1	3				32:46.6	+1:54.8	3		
		Shooting	2	32.4	+10.0	7	2	27.6	+8.8	5	1	27.7	+5.9	3	2	37.7	+14.6	10		
		Range Time	56.9	+7.1	7	53.7	+7.2	=4	53.3	+3.9	3	1:02.9	+13.2	9		3:46.8	+24.1	5		
		Course Time	6:56.3	+19.9	6	5:45.8	+23.3	4	5:59.2	+32.5	5	5:58.2	+25.7	3	4:06.3	+20.1	4	28:45.8	+1:57.1	4
		Penalty Time	2:03.6			2:03.5				1:03.6						7:14.0				
11	123	<b>ARIYASU Ryohei</b> Guide: FUJITA Yuhei	JPN	NS3	100	3	42:11.5+10:39.6	11												
		Cumulative Time	10:24.0+2:39.2	12	18:34.1+4:12.2	9	27:51.9+6:51.4	11	37:25.2+9:39.5	11						42:11.5+10:39.6	11			
		Loop Time	10:24.0+2:39.2	12	8:10.1+1:48.1	9	9:17.8+2:39.2	11	9:33.3+2:48.1	12	4:46.3+1:00.1	11								
		Ski Time	9:24.0+1:46.3	12	17:34.1+3:34.4	12	25:51.9+5:24.0	12	34:25.2+7:24.0	12						39:11.5	+8:19.7	12		
		Shooting	1	38.0	+15.6	10	0	42.5	+23.7	12	1	47.7	+25.9	13	1	1:05.9	+42.8	13		
		Range Time	1:10.6	+20.8	10	1:15.2	+28.7	13	1:19.8	+30.4	12	1:39.8	+50.1	13		5:25.4	+2:02.7	13		
		Course Time	8:09.4+1:33.0	13	6:50.9+1:28.4	12	6:53.9+1:27.2	12	6:49.9+1:17.4	12	4:46.3+1:00.1	11				33:30.4	+6:41.7	12		
		Penalty Time	1:04.0			4.0				1:04.1						3:15.7				
12	127	<b>GIL Pawel</b> Guide: KOSZYK Radoslaw	POL	NS3	100	6	42:29.8+10:57.9	12												
		Cumulative Time	10:33.6+2:48.8	13	20:04.5+5:42.6	13	28:51.0+7:50.5	12	37:39.1+9:53.4	12						42:29.8+10:57.9	12			
		Loop Time	10:33.6+2:48.8	13	9:30.9+3:08.9	12	8:46.5+2:07.9	9	8:48.1+2:02.9	9	4:50.7+1:04.5	12								
		Ski Time	8:33.6	+55.9	11	16:04.5+2:04.8	11	23:51.0+3:23.1	11	31:39.1+4:37.9	11					36:29.8	+5:38.0	11		
		Shooting	2	34.4	+12.0	9	2	38.8	+20.0	11	1	33.8	+12.0	=7	1	30.6	+7.5	5		
		Range Time	1:03.6	+13.8	9	1:07.1	+20.6	10	1:03.6	+14.2	9	1:01.4	+11.7	=7		4:15.7	+53.0	9		
		Course Time	7:26.4	+50.0	10	6:20.0	+57.5	10	6:39.2+1:12.5	11	6:43.0+1:10.5	11	4:50.7+1:04.5	12		31:59.3	+5:10.6	11		
		Penalty Time	2:03.6			2:03.8				1:03.7						6:14.8				



## Competition Analysis

Analisi della competizione

Rank	Bib	Name	NPC Code		Sport Class		%		T				
Loop 1		Loop 2		Loop 3		Loop 4		Loop 5		Result	Behind	Rank	
Time	Rank	Time	Rank	Time	Rank	Time	Rank	Time	Rank				
13	122	LAJTMAN Alex	SVK		NS3		100		6			45:47.2+14:15.3	13
Guide: HAVRAN Marko													
Cumulative Time	9:31.3+1:46.5	8	19:43.2+5:21.3	12	29:13.6+8:13.1	13	40:44.9+12:59.2	13	5:02.3+1:16.1	13	45:47.2+14:15.3	13	
Loop Time	9:31.3+1:46.5	8	10:11.9+3:49.9	13	9:30.4+2:51.8	12	11:31.3+4:46.1	13					
Ski Time	9:31.3+1:53.6	13	17:43.2+3:43.5	13	26:13.6+5:45.7	13	34:44.9+7:43.7	13			39:47.2	+8:55.4	13
Shooting	0 46.0 +23.6	11 2	37.6 +18.8	9 1	47.3 +25.5	12 3	42.2 +19.1	12			6 2:53.2	+1:13.5	12
Range Time	1:22.8 +33.0	13	1:15.0 +28.5	12	1:25.3 +35.9	13	1:20.4 +30.7	12			5:23.5	+2:00.8	12
Course Time	8:04.5+1:28.1	12	6:52.9+1:30.4	13	7:00.4+1:33.7	13	7:07.1+1:34.6	13	5:02.3+1:16.1	13	34:07.2	+7:18.5	13
Penalty Time	4.0		2:04.0		1:04.7		3:03.8				6:16.5		

**Legend:**

= Equal sign indicates that two or more competitors share the same rank T Total penalties



Results  
Risultati

Rank	Bib	IBU ID	Name	NPC Code	Sport Class	%	Real Time	Delta	Calculated Time	S1	S2	S3	S4	T	Result
1	11	100857	KIM Yunji	KOR	LW10.5	87	41:22.9		36:00.1	0	2	0	0	2	38:00.1
2	9	100054	WICKER Anja	GER	LW10	86	43:16.4	+1:24.7	37:12.9	1	0	0	0	1	38:12.9
3	10	100299	GRETSCH Kendall	USA	LW11.5	96	39:10.1	+1:40.0	37:36.1	0	0	0	1	1	38:36.1
4	8	100278	MASTERS Oksana	USA	LW12	100	37:47.9	+1:47.8	37:47.9	0	1	0	0	1	38:47.9
5	6	100699	ZHAI Yuxin	CHN	LW12	100	40:13.9	+4:13.8	40:13.9	1	0	0	0	1	41:13.9
6	12	100607	WANG Shiyu	CHN	LW12	100	40:08.5	+4:08.4	40:08.5	0	0	1	1	2	42:08.5
7	7	100518	SHAN Yilin	CHN	LW12	100	41:30.6	+5:30.5	41:30.6	1	0	0	1	2	43:30.6
8	5	100361	PICTON Christina	CAN	LW12	100	42:59.4	+6:59.3	42:59.4	0	0	1	0	1	43:59.4
9	2	101137	PARKER Lauren	AUS	LW10	86	50:25.1	+8:33.4	43:21.6	2	2	0	1	5	48:21.6
10	1	100721	MARTIN Erin	USA	LW10	86	55:43.5	+13:51.8	47:55.4	1	0	1	0	2	49:55.4
11	3	100872	de SENA SOUZA Elena Regina	BRA	LW12	100	48:36.8	+12:36.7	48:36.8	0	1	2	3	6	54:36.8

Jury Decisions

Disqualified

4	100052	ESKAU Andrea	GER	LW11	93	11.3.4.h
---	--------	--------------	-----	------	----	----------

Jury Information

IBU Technical Delegate	SCHJERVEN Jens (NOR)
IBU Referee	NEESER SCHLEGEL Hans Peter (SUI)
Chief of Competition	WALDER Ulrich (ITA)
Jury Member	RIBELA Leandro (BRA)
Jury Member	XUE Hanfang (CHN)
IBU Race Director	RIIHIVUORI Tomi-Pekka (FIN)

Course Information

Course name	Sit Ski BT 2.5km
Height Difference (HD)	15m
Maximum Climb (MC)	9m
Total Climb (TC)	37/38m
Length of Lap	2196/2509m
Number of Laps	5

Weather	Snow Condition	Temperature		Athletes/NPCs					
		Air	Snow	Entries	Ranked	DNF	DSQ	DNS	DQB
Clear	Icy	7.0°C	0.0°C	12/7	11/7	0/0	1/1	0/0	0/0

Note:

All times except 'Real Time' are calculated times. Calculated time is the real time multiplied by the athlete's percentage.  
Delta – Time difference of the competitor's real time and his/her real time equal to the winners result (skiing time).

Legend:

<b>DNF</b> Did not Finish	<b>DNS</b> Did not Start
<b>DQB</b> Disqualified for unsportsmanlike behaviour	<b>DSQ</b> Disqualified
<b>NPS</b> Not Permitted to Start	



## Competition Analysis

### Analisi della competizione

Rank	Bib	Name	NPC Code		Sport Class		%		T			Result	Behind	Rank		
Loop 1		Loop 2		Loop 3		Loop 4		Loop 5		Result		Behind	Rank			
Time	Rank	Time	Rank	Time	Rank	Time	Rank	Time	Rank	Time	Rank	Time	Rank			
<b>1</b>	<b>11</b>	<b>KIM Yunji</b>	<b>KOR</b>		<b>LW10.5</b>		<b>87</b>					<b>2 38:00.1</b>	<b>0.0</b>	<b>1</b>		
Cumulative Time	8:11.3	0.0	1	17:36.1+1:08.5	5	25:04.8	+48.6	3	32:46.0	0.0	1	38:00.1	0.0	1		
Loop Time	8:11.3	0.0	1	9:24.8+1:48.4	8	7:28.7	0.0	1	7:41.2	0.0	1	5:14.1	0.0	1		
Ski Time	8:11.3	0.0	1	15:36.1	0.0	1	23:04.8	0.0	1	30:46.0	0.0	1	36:00.1	0.0	1	
Shooting	0	28.3	0.0	1	2	31.3	+2.2	2	0	30.1	+2.5	2	0	31.6	+5.3	2
Range Time	49.3	0.0	1	51.6	0.0	1	48.5	+0.1	2	49.9	0.0	1	3:19.3	0.0	1	
Course Time	7:17.7	0.0	1	6:29.0	0.0	1	6:35.8	0.0	1	6:47.1	0.0	1	5:14.1	0.0	1	
Penalty Time	4.3			2:04.2			4.4			4.2			2:17.1			
<b>2</b>	<b>9</b>	<b>WICKER Anja</b>	<b>GER</b>		<b>LW10</b>		<b>86</b>					<b>1 38:12.9</b>	<b>+12.8</b>	<b>2</b>		
Cumulative Time	9:41.4+1:30.1	6	17:17.8	+50.2	2	24:52.8	+36.6	2	32:48.6	+2.6	2	38:12.9	+12.8	2		
Loop Time	9:41.4+1:30.1	6	7:36.4	0.0	1	7:35.0	+6.3	2	7:55.8	+14.6	2	5:24.3	+10.2	4		
Ski Time	8:41.4	+30.1	3	16:17.8	+41.7	2	23:52.8	+48.0	2	31:48.6+1:02.6	2	37:12.9	+1:12.8	2		
Shooting	1	41.5	+13.2	8	0	34.1	+5.0	4	0	33.3	+5.7	4	0	34.7	+8.4	4
Range Time	59.2	+9.9	4	52.0	+0.4	2	51.8	+3.4	3	53.0	+3.1	3	3:36.0	+16.7	3	
Course Time	7:38.0	+20.3	3	6:40.3	+11.3	3	6:39.0	+3.2	2	6:58.7	+11.6	3	5:24.3	+10.2	4	
Penalty Time	1:04.2			4.1			4.2			4.1			1:16.6			
<b>3</b>	<b>10</b>	<b>GRETSCH Kendall</b>	<b>USA</b>		<b>LW11.5</b>		<b>96</b>					<b>1 38:36.1</b>	<b>+36.0</b>	<b>3</b>		
Cumulative Time	8:42.2	+30.9	3	16:27.6	0.0	1	24:16.2	0.0	1	33:13.7	+27.7	3	38:36.1	+36.0	3	
Loop Time	8:42.2	+30.9	3	7:45.4	+9.0	2	7:48.6	+19.9	3	8:57.5+1:16.3	5	5:22.4	+8.3	3		
Ski Time	8:42.2	+30.9	4	16:27.6	+51.5	4	24:16.2+1:11.4	3	32:13.7+1:27.7	3	37:36.1	+1:36.0	3			
Shooting	0	30.5	+2.2	2	0	29.1	0.0	1	0	27.6	0.0	1	1	1:53.7	0.0	1
Range Time	54.5	+5.2	2	53.8	+2.2	3	48.4	0.0	1	51.0	+1.1	2	3:27.7	+8.4	2	
Course Time	7:42.8	+25.1	4	6:46.9	+17.9	4	6:55.7	+19.9	4	7:02.2	+15.1	4	5:22.4	+8.3	3	
Penalty Time	4.9			4.7			4.5			1:04.3			1:18.4			
<b>4</b>	<b>8</b>	<b>MASTERS Oksana</b>	<b>USA</b>		<b>LW12</b>		<b>100</b>					<b>1 38:47.9</b>	<b>+47.8</b>	<b>4</b>		
Cumulative Time	8:38.0	+26.7	2	17:23.8	+56.2	3	25:27.5+1:11.3	4	33:28.0	+42.0	4	38:47.9	+47.8	4		
Loop Time	8:38.0	+26.7	2	8:45.8+1:09.4	6	8:03.7	+35.0	4	8:00.5	+19.3	3	5:19.9	+5.8	2		
Ski Time	8:38.0	+26.7	2	16:23.8	+47.7	3	24:27.5+1:22.7	4	32:28.0+1:42.0	4	37:47.9	+1:47.8	4			
Shooting	0	36.3	+8.0	4	1	40.2	+11.1	6	0	40.8	+13.2	6	0	37.3	+11.0	5
Range Time	1:01.0	+11.7	5	1:01.6	+10.0	5	1:06.8	+18.4	6	1:04.1	+14.2	5	4:13.5	+54.2	5	
Course Time	7:31.8	+14.1	2	6:39.8	+10.8	2	6:52.6	+16.8	3	6:51.9	+4.8	2	5:19.9	+5.8	2	
Penalty Time	5.2			1:04.4			4.3			4.5			1:18.4			
<b>5</b>	<b>6</b>	<b>ZHAI Yuxin</b>	<b>CHN</b>		<b>LW12</b>		<b>100</b>					<b>1 41:13.9</b>	<b>+3:13.8</b>	<b>5</b>		
Cumulative Time	10:13.1+2:01.8	7	18:30.9+2:03.3	7	26:52.6+2:36.4	6	35:30.5+2:44.5	5	41:13.9	+3:13.8	5	41:13.9	+3:13.8	5		
Loop Time	10:13.1+2:01.8	7	8:17.8	+41.4	4	8:21.7	+53.0	5	8:37.9	+56.7	4	5:43.4	+29.3	5		
Ski Time	9:13.1+1:01.8	6	17:30.9+1:54.8	6	25:52.6+2:47.8	6	34:30.5+3:44.5	6	40:13.9	+4:13.8	6	40:13.9	+4:13.8	6		
Shooting	1	38.9	+10.6	6	0	43.1	+14.0	8	0	42.5	+14.9	7	0	44.4	+18.1	8
Range Time	1:05.7	+16.4	7	1:07.5	+15.9	6	1:07.9	+19.5	7	1:11.1	+21.2	8	4:32.2	+1:12.9	7	
Course Time	8:02.6	+44.9	5	7:06.2	+37.2	5	7:09.8	+34.0	5	7:22.7	+35.6	5	5:43.4	+29.3	5	
Penalty Time	1:04.8			4.1			4.0			4.1			1:17.0			
<b>6</b>	<b>12</b>	<b>WANG Shiyu</b>	<b>CHN</b>		<b>LW12</b>		<b>100</b>					<b>2 42:08.5</b>	<b>+4:08.4</b>	<b>6</b>		
Cumulative Time	9:11.4+1:00.1	4	17:28.7+1:01.1	4	26:48.7+2:32.5	5	36:22.0+3:36.0	6	42:08.5	+4:08.4	6	42:08.5	+4:08.4	6		
Loop Time	9:11.4+1:00.1	4	8:17.3	+40.9	3	9:20.0+1:51.3	8	9:33.3+1:52.1	7	5:46.5	+32.4	7	5:46.5	+32.4	7	
Ski Time	9:11.4+1:00.1	5	17:28.7+1:52.6	5	25:48.7+2:43.9	5	34:22.0+3:36.0	5	40:08.5	+4:08.4	5	40:08.5	+4:08.4	5		
Shooting	0	33.9	+5.6	3	0	33.3	+4.2	3	1	30.4	+2.8	3	1	34.5	+8.2	3
Range Time	58.3	+9.0	3	57.0	+5.4	4	54.4	+6.0	4	59.2	+9.3	4	3:48.9	+29.6	4	
Course Time	8:08.6	+50.9	6	7:15.5	+46.5	6	7:21.1	+45.3	7	7:29.6	+42.5	7	5:46.5	+32.4	7	
Penalty Time	4.5			4.8			1:04.5			1:04.5			2:18.3			
<b>7</b>	<b>7</b>	<b>SHAN Yilin</b>	<b>CHN</b>		<b>LW12</b>		<b>100</b>					<b>2 43:30.6</b>	<b>+5:30.5</b>	<b>7</b>		
Cumulative Time	10:46.2+2:34.9	9	19:22.9+2:55.3	8	28:03.2+3:47.0	7	37:46.5+5:00.5	8	43:30.6	+5:30.5	7	43:30.6	+5:30.5	7		
Loop Time	10:46.2+2:34.9	9	8:36.7+1:00.3	5	8:40.3+1:11.6	6	9:43.3+2:02.1	8	5:44.1	+30.0	6	5:44.1	+30.0	6		
Ski Time	9:46.2+1:34.9	8	18:22.9+2:46.8	8	27:03.2+3:58.4	7	35:46.5+5:00.5	7	41:30.6	+5:30.5	7	41:30.6	+5:30.5	7		
Shooting	1	38.3	+10.0	5	0	49.1	+20.0	10	0	49.1	+21.5	10	1	45.0	+18.7	10
Range Time	1:03.7	+14.4	6	1:15.0	+23.4	9	1:14.7	+26.3	9	1:11.3	+21.4	9	4:44.7	+1:25.4	9	
Course Time	8:37.0+1:19.3	9	7:16.3	+47.3	7	7:20.3	+44.5	6	7:26.9	+39.8	6	5:44.1	+30.0	6		
Penalty Time	1:05.5			5.4			5.3			1:05.1			2:21.3			



## Competition Analysis

### Analisi della competizione

Rank	Bib	Name	NPC Code	Sport Class	%	T										
		Loop 1	Loop 2		Loop 3		Loop 4		Loop 5		Result	Behind	Rank			
		Time	Rank	Time	Rank	Time	Rank	Time	Rank	Time	Rank					
8	5	<b>PICTON Christina</b>	<b>CAN</b>	<b>LW12</b>	<b>100</b>							<b>1</b>	<b>43:59.4</b>	<b>+5:59.3</b>	<b>8</b>	
		Cumulative Time	9:26.9+1:15.6	5	18:17.4+1:49.8	6	28:18.3+4:02.1	8	37:40.4+4:54.4	7			43:59.4	+5:59.3	8	
		Loop Time	9:26.9+1:15.6	5	8:50.5+1:14.1	7	10:00.9+2:32.2	9	9:22.1+1:40.9	6	6:19.0+1:04.9	9				
		Ski Time	9:26.9+1:15.6	7	18:17.4+2:41.3	7	27:18.3+4:13.5	8	36:40.4+5:54.4	8			42:59.4	+6:59.3	8	
		Shooting	0	40.2 +11.9	7	0	37.6 +8.5	5	1	35.3 +7.7	5	0	39.8 +13.5	6	1	2:33.0 +39.3
		Range Time	1:08.4	+19.1	9	1:09.2	+17.6	7	1:03.8	+15.4	5	1:08.7	+18.8	6	4:30.1	+1:10.8
		Course Time	8:11.8	+54.1	7	7:36.1+1:07.1	9	7:51.8+1:16.0	9	8:08.5+1:21.4	9	6:19.0+1:04.9	9	38:07.2	+5:43.5	9
		Penalty Time	6.7		5.2		1:05.3		4.9				1:22.1			
9	2	<b>PARKER Lauren</b>	<b>AUS</b>	<b>LW10</b>	<b>86</b>							<b>5</b>	<b>48:21.6+10:21.5</b>	<b>9</b>		
		Cumulative Time	11:53.5+3:42.2	11	22:50.5+6:22.9	11	31:57.1+7:40.9	9	42:09.7+9:23.7	9			48:21.6+10:21.5	9	9	
		Loop Time	11:53.5+3:42.2	11	10:57.0+3:20.6	11	9:06.6+1:37.9	7	10:12.6+2:31.4	9	6:11.9 +57.8	8				
		Ski Time	9:53.5+1:42.2	9	18:50.5+3:14.4	9	27:57.1+4:52.3	9	37:09.7+6:23.7	9			43:21.6	+7:21.5	9	
		Shooting	2	1:01.7 +33.4	11	2	1:01.9 +32.8	11	0	55.5 +27.9	11	1	59.5 +33.2	11	5	3:58.7 +2:05.0
		Range Time	1:21.6	+32.3	11	1:23.4	+31.8	11	1:15.9	+27.5	10	1:21.7	+31.8	11	5:22.6	+2:03.3
		Course Time	8:25.5+1:07.8	8	7:27.6 +58.6	8	7:44.6+1:08.8	8	7:45.2 +58.1	8	6:11.9 +57.8	8	37:34.8	+5:11.1	8	
		Penalty Time	2:06.4		2:06.0		6.1		1:05.7				5:24.2			
10	1	<b>MARTIN Erin</b>	<b>USA</b>	<b>LW10</b>	<b>86</b>							<b>2</b>	<b>49:55.4+11:55.3</b>	<b>10</b>		
		Cumulative Time	11:24.2+3:12.9	10	21:09.4+4:41.8	9	32:18.5+8:02.3	10	42:36.9+9:50.9	10			49:55.4+11:55.3	10	10	
		Loop Time	11:24.2+3:12.9	10	9:45.2+2:08.8	9	11:09.1+3:40.4	10	10:18.4+2:37.2	10	7:18.5+2:04.4	11				
		Ski Time	10:24.2+2:12.9	10	20:09.4+4:33.3	10	30:18.5+7:13.7	10	40:36.9+9:50.9	10			47:55.4	+11:55.3	10	
		Shooting	1	41.7 +13.4	9	0	42.9 +13.8	7	1	46.8 +19.2	9	0	43.7 +17.4	7	2	2:55.2 +1:01.5
		Range Time	1:06.7	+17.4	8	1:09.5	+17.9	8	1:11.3	+22.9	8	1:09.4	+19.5	7	4:36.9	+1:17.6
		Course Time	9:10.7+1:53.0	10	8:28.7+1:59.7	10	8:50.4+2:14.6	10	9:02.5+2:15.4	10	7:18.5+2:04.4	11	42:50.8	+10:27.1	10	
		Penalty Time	1:06.8		7.0		1:07.4		6.5				2:27.7			
11	3	<b>de SENA SOUZA Elena Regina</b>	<b>BRA</b>	<b>LW12</b>	<b>100</b>							<b>6</b>	<b>54:36.8+16:36.7</b>	<b>11</b>		
		Cumulative Time	10:42.9+2:31.6	8	21:36.7+5:09.1	10	33:51.5+9:35.3	11	47:26.4+14:40.4	11			54:36.8+16:36.7	11	11	
		Loop Time	10:42.9+2:31.6	8	10:53.8+3:17.4	10	12:14.8+4:46.1	11	13:34.9+5:53.7	11	7:10.4+1:56.3	10				
		Ski Time	10:42.9+2:31.6	11	20:36.7+5:00.6	11	30:51.5+7:46.7	11	41:26.4+10:40.4	11			48:36.8	+12:36.7	11	
		Shooting	0	46.0 +17.7	10	1	45.0 +15.9	9	2	45.9 +18.3	8	3	44.5 +18.2	9	6	3:01.6 +1:07.9
		Range Time	1:17.2	+27.9	10	1:16.8	+25.2	10	1:17.2	+28.8	11	1:15.1	+25.2	10	5:06.3	+1:47.0
		Course Time	9:19.5+2:01.8	11	8:30.6+2:01.6	11	8:51.4+2:15.6	11	9:13.9+2:26.8	11	7:10.4+1:56.3	10	43:05.8	+10:42.1	11	
		Penalty Time	6.2		1:06.4		2:06.2		3:05.9				6:24.7			
<b>Jury decisions</b>																
<b>Disqualified</b>																
4		<b>ESKAU Andrea</b>	<b>GER</b>	<b>LW11</b>	<b>93</b>											<b>ECR 11.3.4.h</b>

**Legend:**

= Equal sign indicates that two or more competitors share the same rank **ECR** Event and Competition Rules  
**T** Total penalties





## Competition Analysis

### Analisi della competizione

Rank	Bib	Name	NPC Code		Sport Class		%		T			Result	Behind	Rank		
Loop 1		Loop 2		Loop 3		Loop 4		Loop 5								
Time	Rank	Time	Rank	Time	Rank	Time	Rank	Time	Rank							
<b>1</b>	<b>55</b>	<b>WILKIE Natalie</b>	<b>CAN</b>		<b>LW8</b>		<b>96</b>					<b>0 33:01.8</b>	<b>0.0</b>	<b>1</b>		
Cumulative Time	7:59.9	+20.0	5	14:56.9	0.0	1	21:49.8	0.0	1	28:49.2	0.0	1	33:01.8	0.0	1	
Loop Time	7:59.9	+20.0	5	6:57.0	+11.2	2	6:52.9	+3.7	4	6:59.4	0.0	1	4:12.6	+5.5	3	
Ski Time	7:59.9	+20.0	6	14:56.9	+40.5	4	21:49.8	+44.2	4	28:49.2	+29.5	4	33:01.8	+28.3	4	
Shooting	0	39.2	+19.8	8	0	36.0	+16.2	9	0	37.0	+12.4	9	0	2:32.3	+1:10.4	9
Range Time	57.3	+18.9	8	53.7	+14.3	6	53.5	+10.8	7	59.0	+19.4	8	3:43.5	+1:03.4	8	
Course Time	6:59.0	+7.9	4	5:59.6	+15.7	4	5:56.0	0.0	1	5:56.7	0.0	1	4:12.6	+5.5	3	
Penalty Time	3.6			3.7			3.4			3.7			14.4			
<b>2</b>	<b>58</b>	<b>ZHAO Zhiqing</b>	<b>CHN</b>		<b>LW5/7</b>		<b>90</b>					<b>1 33:33.5</b>	<b>+31.7</b>	<b>2</b>		
Cumulative Time	7:40.3	+0.4	2	15:16.4	+19.5	3	22:05.6	+15.8	2	29:21.1	+31.9	2	33:33.5	+31.7	2	
Loop Time	7:40.3	+0.4	2	7:36.1	+50.3	5	6:49.2	0.0	1	7:15.5	+16.1	3	4:12.4	+5.3	2	
Ski Time	7:40.3	+0.4	2	14:16.4	0.0	1	21:05.6	0.0	1	28:21.1	+1.4	2	32:33.5	0.0	1	
Shooting	0	25.7	+6.3	3	1	27.4	+7.6	3	0	30.2	+5.6	6	0	2:15.7	+53.8	6
Range Time	45.6	+7.2	=3	48.5	+9.1	4	48.5	+5.8	5	1:12.2	+32.6	9	3:34.8	+54.7	6	
Course Time	6:51.1	0.0	1	5:43.9	0.0	1	5:57.2	+1.2	2	6:00.0	+3.3	2	4:12.4	+5.3	2	
Penalty Time	3.6			1:03.7			3.5			3.3			1:14.1			
<b>3</b>	<b>59</b>	<b>KONONOVA Oleksandra</b>	<b>UKR</b>		<b>LW8</b>		<b>96</b>					<b>1 33:37.9</b>	<b>+36.1</b>	<b>3</b>		
Cumulative Time	8:46.8+1:06.9	9	15:32.6	+35.7	6	22:25.7	+35.9	5	29:30.8	+41.6	3	33:37.9	+36.1	3		
Loop Time	8:46.8+1:06.9	9	6:45.8	0.0	1	6:53.1	+3.9	5	7:05.1	+5.7	2	4:07.1	0.0	1		
Ski Time	7:46.8	+6.9	3	14:32.6	+16.2	3	21:25.7	+20.1	3	28:30.8	+11.1	3	32:37.9	+4.4	2	
Shooting	1	26.2	+6.8	4	0	25.6	+5.8	2	0	28.8	+4.2	4	0	1:56.0	+34.1	3
Range Time	45.6	+7.2	=3	44.0	+4.6	2	47.2	+4.5	3	54.1	+14.5	=5	3:10.9	+30.8	3	
Course Time	6:57.0	+5.9	3	5:57.7	+13.8	2	6:01.7	+5.7	5	6:07.0	+10.3	3	4:07.1	0.0	1	
Penalty Time	1:04.2			4.1			4.2			4.0			1:16.5			
<b>4</b>	<b>52</b>	<b>LIASHENKO Liudmyla</b>	<b>UKR</b>		<b>LW8</b>		<b>96</b>					<b>2 34:39.0</b>	<b>+1:37.2</b>	<b>4</b>		
Cumulative Time	7:39.9	0.0	1	15:27.9	+31.0	4	22:18.0	+28.2	4	30:19.7+1:30.5	5	34:39.0	+1:37.2	4		
Loop Time	7:39.9	0.0	1	7:48.0+1:02.2	6	6:50.1	+0.9	2	8:01.7+1:02.3	6	4:19.3	+12.2	5			
Ski Time	7:39.9	0.0	1	14:27.9	+11.5	2	21:18.0	+12.4	2	28:19.7	0.0	1	32:39.0	+5.5	3	
Shooting	0	23.1	+3.7	2	1	31.0	+11.2	4	0	26.7	+2.1	2	1	1:52.5	+30.6	2
Range Time	42.0	+3.6	2	44.8	+5.4	3	46.1	+3.4	2	50.8	+11.2	3	3:03.7	+23.6	2	
Course Time	6:54.3	+3.2	2	5:59.7	+15.8	5	6:00.2	+4.2	3	6:07.1	+10.4	4	4:19.3	+12.2	5	
Penalty Time	3.6			1:03.5			3.8			1:03.8			2:14.7			
<b>5</b>	<b>53</b>	<b>HUDAK Brittany</b>	<b>CAN</b>		<b>LW8</b>		<b>96</b>					<b>0 34:47.0</b>	<b>+1:45.2</b>	<b>5</b>		
Cumulative Time	8:21.4	+41.5	7	15:30.9	+34.0	5	22:48.3	+58.5	6	30:14.4+1:25.2	4	34:47.0	+1:45.2	5		
Loop Time	8:21.4	+41.5	7	7:09.5	+23.7	4	7:17.4	+28.2	7	7:26.1	+26.7	5	4:32.6	+25.5	7	
Ski Time	8:21.4	+41.5	8	15:30.9+1:14.5	8	22:48.3+1:42.7	8	30:14.4+1:54.7	8				34:47.0	+2:13.5	8	
Shooting	0	33.8	+14.4	7	0	33.0	+13.2	6	0	36.6	+12.0	8	0	2:21.6	+59.7	7
Range Time	54.6	+16.2	7	53.2	+13.8	5	56.8	+14.1	9	58.2	+18.6	7	3:42.8	+1:02.7	7	
Course Time	7:23.0	+31.9	9	6:12.4	+28.5	8	6:16.7	+20.7	7	6:24.2	+27.5	7	4:32.6	+25.5	7	
Penalty Time	3.8			3.9			3.9			3.7			15.3			
<b>6</b>	<b>54</b>	<b>ARAVICH Danielle</b>	<b>USA</b>		<b>LW8</b>		<b>96</b>					<b>1 34:47.5</b>	<b>+1:45.7</b>	<b>6</b>		
Cumulative Time	8:02.7	+22.8	6	15:05.6	+8.7	2	22:13.5	+23.7	3	30:28.6+1:39.4	6	34:47.5	+1:45.7	6		
Loop Time	8:02.7	+22.8	6	7:02.9	+17.1	3	7:07.9	+18.7	6	8:15.1+1:15.7	7	4:18.9	+11.8	4		
Ski Time	8:02.7	+22.8	7	15:05.6	+49.2	7	22:13.5+1:07.9	6	29:28.6+1:08.9	6			33:47.5	+1:14.0	6	
Shooting	0	32.5	+13.1	6	0	31.2	+11.4	5	0	30.1	+5.5	5	1	2:08.4	+46.5	5
Range Time	51.4	+13.0	6	55.5	+16.1	8	51.3	+8.6	6	53.7	+14.1	4	3:31.9	+51.8	5	
Course Time	7:07.6	+16.5	6	6:03.8	+19.9	6	6:12.9	+16.9	6	6:17.9	+21.2	6	4:18.9	+11.8	4	
Penalty Time	3.7			3.6			3.7			1:03.5			1:14.5			
<b>7</b>	<b>57</b>	<b>BUI Iryna</b>	<b>UKR</b>		<b>LW8</b>		<b>96</b>					<b>3 36:28.8</b>	<b>+3:27.0</b>	<b>7</b>		
Cumulative Time	7:57.3	+17.4	3	16:01.2+1:04.3	7	22:53.9+1:04.1	7	31:58.5+3:09.3	7			36:28.8	+3:27.0	7		
Loop Time	7:57.3	+17.4	3	8:03.9+1:18.1	7	6:52.7	+3.5	3	9:04.6+2:05.2	9	4:30.3	+23.2	6			
Ski Time	7:57.3	+17.4	4	15:01.2	+44.8	6	21:53.9	+48.3	5	28:58.5	+38.8	5	33:28.8	+55.3	5	
Shooting	0	27.1	+7.7	5	1	35.1	+15.3	8	0	27.4	+2.8	3	2	2:03.6	+41.7	4
Range Time	46.9	+8.5	5	1:00.9	+21.5	9	47.3	+4.6	4	50.5	+10.9	2	3:25.6	+45.5	4	
Course Time	7:06.8	+15.7	5	5:59.0	+15.1	3	6:01.4	+5.4	4	6:09.8	+13.1	5	4:30.3	+23.2	6	
Penalty Time	3.6			1:04.0			4.0			2:04.3			3:15.9			



## Competition Analysis

### Analisi della competizione

Rank	Bib	Name	NPC Code		Sport Class		%		T				
Loop 1		Loop 2		Loop 3		Loop 4		Loop 5		Result	Behind	Rank	
Time	Rank	Time	Rank	Time	Rank	Time	Rank	Time	Rank				
<b>8</b>	<b>56</b>	<b>GUO Yujie</b>			<b>CHN</b>	<b>LW8</b>	<b>96</b>			<b>3</b>	<b>37:15.8</b>	<b>+4:14.0</b>	<b>8</b>
Cumulative Time	7:58.7	+18.8	4	16:58.4+2:01.5	8	25:17.7+3:27.9	8	32:37.2+3:48.0	8		37:15.8	+4:14.0	8
Loop Time	7:58.7	+18.8	4	8:59.7+2:13.9	8	8:19.3+1:30.1	8	7:19.5 +20.1	4	4:38.6	+31.5	9	
Ski Time	7:58.7	+18.8	5	14:58.4 +42.0	5	22:17.7+1:12.1	7	29:37.2+1:17.5	7		34:15.8	+1:42.3	7
Shooting	0	19.4	0.0	1 2	19.8	0.0	1 1	24.6	0.0	1 0	17.9	0.0	1
Range Time	38.4	0.0	1	39.4	0.0	1	42.7	0.0	1	39.6	0.0	1	
Course Time	7:16.2	+25.1	8	6:16.0 +32.1	9	6:32.3 +36.3	9	6:35.6 +38.9	9	4:38.6	+31.5	9	31:18.7 +2:34.1 9
Penalty Time	4.1			2:04.3		1:04.3		4.3					3:17.0
<b>9</b>	<b>51</b>	<b>KONASHUK Bohdana</b>			<b>UKR</b>	<b>LW8</b>	<b>96</b>			<b>4</b>	<b>38:58.1</b>	<b>+5:56.3</b>	<b>9</b>
Cumulative Time	8:21.9	+42.0	8	17:31.8+2:34.9	9	25:52.5+4:02.7	9	34:23.0+5:33.8	9		38:58.1	+5:56.3	9
Loop Time	8:21.9	+42.0	8	9:09.9+2:24.1	9	8:20.7+1:31.5	9	8:30.5+1:31.1	8	4:35.1	+28.0	8	
Ski Time	8:21.9	+42.0	9	15:31.8+1:15.4	9	22:52.5+1:46.9	9	30:23.0+2:03.3	9		34:58.1	+2:24.6	9
Shooting	0	43.2	+23.8	9 2	34.3	+14.5	7 1	35.2	+10.6	7 1	32.7	+14.8	3
Range Time	1:05.8	+27.4	9	55.2	+15.8	7	56.6	+13.9	8	54.1	+14.5	=5	
Course Time	7:12.2	+21.1	7	6:10.5 +26.6	7	6:20.0 +24.0	8	6:32.2 +35.5	8	4:35.1	+28.0	8	30:50.0 +2:05.4 8
Penalty Time	3.9			2:04.2		1:04.1		1:04.2					4:16.4

**Legend:**

= Equal sign indicates that two or more competitors share the same rank T Total penalties



Results  
Risultati

Rank	Bib	IBU ID	Name	NPC Code	Sport Class	%	Real Time	Delta	Calculated Time	S1	S2	S3	S4	T	Result
1	113	100606 101119	<b>WANG Yue</b> Guide: CHEN Guoming	CHN	NS2	97	35:00.9		33:57.9	0	1	0	0	1	<b>34:57.9</b>
2	109	100933 100935	<b>BUBENICKOVA Simona</b> Guide: SRUTEK David	CZE	NS1	88	40:36.3	+2:00.5	35:43.9	0	0	0	1	1	<b>36:43.9</b>
3	111	100562 101099	<b>RECKTENWALD Johanna</b> Guide: WEISS Emily Rose	GER	NS2	97	38:14.0	+3:13.1	37:05.2	0	0	0	0	0	<b>37:05.2</b>
4	108	101039 101145	<b>DANYLENKO Oleksandra</b> Guide: STAKHURSKYI Mykyta	UKR	NS1	88	43:46.1	+5:10.3	38:31.0	0	0	0	0	0	<b>38:31.0</b>
5	110	100585 100976	<b>WALTER Leonie Maria</b> Guide: KRASMAN Christian	GER	NS2	97	38:03.9	+3:03.0	36:55.4	0	0	1	1	2	<b>38:55.4</b>
6	107	100783 100801	<b>KAZMAIER Linn</b> Guide: BAUMANN Florian	GER	NS3	100	40:36.2	+6:38.3	40:36.2	0	0	1	0	1	<b>41:36.2</b>
7	112	100412 101212	<b>EDLINGEROVA Carina</b> Guide: PATAVA Alexandr	CZE	NS2	97	37:38.6	+2:37.7	36:30.8	1	0	2	3	6	<b>42:30.8</b>
8	104	100870 101084	<b>VARKOVETS Iona</b> Guide: KOVALOVA Daryna	UKR	NS3	100	39:32.9	+5:35.0	39:32.9	2	0	0	1	3	<b>42:32.9</b>
9	105	100132 101080	<b>SHYSHKOVA Oksana</b> Guide: KAZARIAN Artem	UKR	NS3	100	38:57.3	+4:59.4	38:57.3	1	2	1	0	4	<b>42:57.3</b>
10	102	100673 100761	<b>YANG Qianru</b> Guide: WANG Guanyu	CHN	NS3	100	40:35.6	+6:37.7	40:35.6	1	0	2	0	3	<b>43:35.6</b>
11	106	100752 101120	<b>CONG Jihong</b> Guide: LIU Jiaxuan	CHN	NS3	100	38:18.8	+4:20.9	38:18.8	0	2	1	3	6	<b>44:18.8</b>
12	101	101038 101083	<b>LOBASHEVA Romana</b> Guide: SHABALDINA Anastasiia	UKR	NS3	100	40:31.9	+6:34.0	40:31.9	1	1	1	1	4	<b>44:31.9</b>
13	103	100889 101069	<b>DICKENS Taryn</b> Guide: CULLEN Lynn Maree	AUS	NS3	100	56:39.9	+22:42.0	56:39.9	1	0	1	1	3	<b>59:39.9</b>

Jury Decisions

Time adjustment															
113	100606 101119	<b>WANG Yue</b> Guide: CHEN Guoming	CHN	NS2	97				8.7.4.b						<b>-7.0</b>

Jury Information

IBU Technical Delegate	SCHJERVEN Jens (NOR)
IBU Referee	NEESER SCHLEGEL Hans Peter (SUI)
Chief of Competition	WALDER Ulrich (ITA)
Jury Member	RIBELA Leandro (BRA)
Jury Member	XUE Hanfang (CHN)
IBU Race Director	RIIHIVUORI Tomi-Pekka (FIN)

Course Information

Course name	Standing BT 2.5km
Height Difference (HD)	43m
Maximum Climb (MC)	20m
Total Climb (TC)	62/61m
Length of Lap	2269/2589m
Number of Laps	5

Weather	Snow Condition	Temperature		Athletes/NPCs					
		Air	Snow	Entries	Ranked	DNF	DSQ	DNS	DQB
Sunny	Spring conditions	13.0°C	0.0°C	13/5	13/5	0/0	0/0	0/0	0/0

Note:

All times except 'Real Time' are calculated times. Calculated time is the real time multiplied by the athlete's percentage.  
Delta – Time difference of the competitor's real time and his/her real time equal to the winners result (skiing time).

Legend:

<b>DNF</b>	Did not Finish	<b>DNS</b>	Did not Start
<b>DQB</b>	Disqualified for unsportsmanlike behaviour	<b>DSQ</b>	Disqualified
<b>NPS</b>	Not Permitted to Start		



## Competition Analysis

### Analisi della competizione

Rank	Bib	Name	NPC Code	Sport Class	%	T														
		Loop 1	Loop 2		Loop 3		Loop 4		Loop 5		Result	Behind	Rank							
		Time	Rank	Time	Rank	Time	Rank	Time	Rank	Time	Rank									
1	113	<b>WANG Yue</b>	CHN	NS2	97							1 34:57.9	0.0	1						
		Guide: CHEN Guoming																		
Cumulative Time	8:23.2	0.0	1	16:30.8	+34.8	4	23:28.2	0.0	1	30:42.4	0.0	1					34:57.9	0.0	1	
Loop Time	8:23.2	0.0	1	8:07.6	+42.5	6	6:57.4	0.0	1	7:14.2	0.0	1	4:15.5	0.0	1					
Ski Time	8:23.2	+0.6	2	15:30.8	0.0	1	22:28.2	0.0	1	29:42.4	0.0	1					33:57.9	0.0	1	
Shooting	0	41.2	+15.1	7	1	42.5	+18.9	9	0	26.4	+5.0	4	0	39.1	+17.3	6	1	2:29.4	+40.8	7
Range Time	1:09.5	+14.9	8	1:10.1	+16.0	8	54.2	+2.6	3	1:11.6	+18.3	8					4:25.4	+39.3	6	
Course Time	7:10.4	+1.5	2	5:54.3	0.0	1	5:59.9	0.0	1	5:59.3	0.0	1	4:15.5	0.0	1		29:19.4	0.0	1	
Penalty Time	3.3			1:03.2			3.3			3.3							1:13.1			
2	109	<b>BUBENICKOVA Simona</b>	CZE	NS1	88							1 36:43.9	+1:46.0	2						
		Guide: SRUTEK David																		
Cumulative Time	8:29.7	+6.5	2	15:56.0	0.0	1	23:33.5	+5.3	2	32:23.9	+1:41.5	2					36:43.9	+1:46.0	2	
Loop Time	8:29.7	+6.5	2	7:26.3	+1.2	2	7:37.5	+40.1	2	8:50.4	+1:36.2	6	4:20.0	+4.5	2					
Ski Time	8:29.7	+7.1	3	15:56.0	+25.2	3	23:33.5	+1:05.3	3	31:23.9	+1:41.5	2					35:43.9	+1:46.0	2	
Shooting	0	53.5	+27.4	=11	0	50.3	+26.7	13	0	47.4	+26.0	11	1	47.2	+25.4	10	1	3:18.6	+1:30.0	11
Range Time	1:17.2	+22.6	11	1:15.2	+21.1	10	1:18.2	+26.6	11	1:13.4	+20.1	9					5:04.0	+1:17.9	10	
Course Time	7:08.9	0.0	1	6:07.5	+13.2	2	6:15.5	+15.6	2	6:33.4	+34.1	2	4:20.0	+4.5	2		30:25.3	+1:05.9	2	
Penalty Time	3.6			3.6			3.8			1:03.6							1:14.6			
3	111	<b>RECKTENWALD Johanna</b>	GER	NS2	97							0 37:05.2	+2:07.3	3						
		Guide: WEISS Emily Rose																		
Cumulative Time	8:46.1	+22.9	3	16:20.7	+24.7	2	24:18.7	+50.5	3	32:25.2	+1:42.8	3					37:05.2	+2:07.3	3	
Loop Time	8:46.1	+22.9	3	7:34.6	+9.5	4	7:58.0	+1:00.6	3	8:06.5	+52.3	2	4:40.0	+24.5	4					
Ski Time	8:46.1	+23.5	4	16:20.7	+49.9	4	24:18.7	+1:50.5	5	32:25.2	+2:42.8	5					37:05.2	+3:07.3	5	
Shooting	0	26.3	+0.2	2	0	27.0	+3.4	3	0	34.0	+12.6	5	0	41.3	+19.5	7	0	2:08.8	+20.2	5
Range Time	54.7	+0.1	2	55.8	+1.7	3	1:02.5	+10.9	5	1:09.9	+16.6	7					4:02.9	+16.8	4	
Course Time	7:47.7	+38.8	4	6:34.9	+40.6	4	6:51.6	+51.7	7	6:53.0	+53.7	6	4:40.0	+24.5	4		32:47.2	+3:27.8	4	
Penalty Time	3.7			3.9			3.9			3.6							15.1			
4	108	<b>DANYLENKO Oleksandra</b>	UKR	NS1	88							0 38:31.0	+3:33.1	4						
		Guide: STAKHURSKYI Mykyta																		
Cumulative Time	9:08.9	+45.7	5	17:14.6	+1:18.6	6	25:26.9	+1:58.7	5	33:42.4	+3:00.0	4					38:31.0	+3:33.1	4	
Loop Time	9:08.9	+45.7	5	8:05.7	+40.6	5	8:12.3	+1:14.9	4	8:15.5	+1:01.3	3	4:48.6	+33.1	5					
Ski Time	9:08.9	+46.3	7	17:14.6	+1:43.8	7	25:26.9	+2:58.7	7	33:42.4	+4:00.0	6					38:31.0	+4:33.1	7	
Shooting	0	43.5	+17.4	10	0	50.0	+26.4	12	0	45.0	+23.6	10	0	45.0	+23.2	8	0	3:03.6	+1:15.0	10
Range Time	1:07.0	+12.4	7	1:16.0	+21.9	11	1:17.8	+26.2	10	1:09.0	+15.7	6					4:49.8	+1:03.7	9	
Course Time	7:58.1	+49.2	6	6:45.8	+51.5	7	6:50.5	+50.6	6	7:02.6	+1:03.3	7	4:48.6	+33.1	5		33:25.6	+4:06.2	7	
Penalty Time	3.8			3.9			4.0			3.9							15.6			
5	110	<b>WALTER Leonie Maria</b>	GER	NS2	97							2 38:55.4	+3:57.5	5						
		Guide: KRASMAN Christian																		
Cumulative Time	8:49.9	+26.7	4	16:23.3	+27.3	3	25:00.8	+1:32.6	4	34:01.6	+3:19.2	5					38:55.4	+3:57.5	5	
Loop Time	8:49.9	+26.7	4	7:33.4	+8.3	3	8:37.5	+1:40.1	6	9:00.8	+1:46.6	8	4:53.8	+38.3	6					
Ski Time	8:49.9	+27.3	5	16:23.3	+52.5	5	24:00.8	+1:32.6	4	32:01.6	+2:19.2	4					36:55.4	+2:57.5	4	
Shooting	0	26.1	0.0	1	0	25.5	+1.9	2	1	22.2	+0.8	2	1	35.5	+13.7	4	2	1:49.5	+0.9	2
Range Time	54.6	0.0	1	54.1	0.0	1	51.6	0.0	1	1:05.8	+12.5	3					3:46.1	0.0	1	
Course Time	7:51.6	+42.7	5	6:35.1	+40.8	5	6:42.1	+42.2	4	6:51.0	+51.7	5	4:53.8	+38.3	6		32:53.6	+3:34.2	5	
Penalty Time	3.7			4.2			1:03.8			1:04.0							2:15.7			
6	107	<b>KAZMAIER Linn</b>	GER	NS3	100							1 41:36.2	+6:38.3	6						
		Guide: BAUMANN Florian																		
Cumulative Time	9:28.1	+1:04.9	8	17:55.9	+1:59.9	7	27:40.9	+4:12.7	7	36:38.1	+5:55.7	6					41:36.2	+6:38.3	6	
Loop Time	9:28.1	+1:04.9	8	8:27.8	+1:02.7	9	9:45.0	+2:47.6	11	8:57.2	+1:43.0	7	4:58.1	+42.6	9					
Ski Time	9:28.1	+1:05.5	10	17:55.9	+2:25.1	10	26:40.9	+4:12.7	10	35:38.1	+5:55.7	11					40:36.2	+6:38.3	12	
Shooting	0	53.5	+27.4	=11	0	46.0	+22.4	11	1	48.4	+27.0	12	0	56.1	+34.3	13	1	3:24.1	+1:35.5	13
Range Time	1:21.9	+27.3	12	1:14.1	+20.0	9	1:18.9	+27.3	12	1:28.0	+34.7	12					5:22.9	+1:36.8	12	
Course Time	8:02.3	+53.4	7	7:09.7	+1:15.4	9	7:21.4	+1:21.5	11	7:25.1	+1:25.8	10	4:58.1	+42.6	9		34:56.6	+5:37.2	9	
Penalty Time	3.9			4.0			1:04.7			4.1							1:16.7			



## Competition Analysis

### Analisi della competizione

Rank	Bib	Name	NPC Code	Sport Class	%	T														
		Loop 1	Loop 2		Loop 3		Loop 4		Loop 5		Result	Behind	Rank							
		Time	Rank	Time	Rank	Time	Rank	Time	Rank	Time	Rank									
7	112	<b>EDLINGEROVA Carina</b>	CZE	NS2	97							6 42:30.8	+7:32.9	7						
		Guide: PATAVA Alexandr																		
Cumulative Time	9:22.6	+59.4	6	16:47.7	+51.7	5	26:26.6	+2:58.4	6	37:32.9	+6:50.5	8				42:30.8	+7:32.9	7		
Loop Time	9:22.6	+59.4	6	7:25.1	0.0	1	9:38.9	+2:41.5	10	11:06.3	+3:52.1	11	4:57.9	+42.4	8					
Ski Time	8:22.6	0.0	1	15:47.7	+16.9	2	23:26.6	+58.4	2	31:32.9	+1:50.5	3				36:30.8	+2:32.9	3		
Shooting	1	30.3	+4.2	5	0	31.7	+8.1	5	2	40.8	+19.4	8	3	49.2	+27.4	12	6	2:32.2	+43.6	8
Range Time	57.6	+3.0	4	1:00.5	+6.4	5	1:09.6	+18.0	7	1:21.0	+27.7	10				4:28.7	+42.6	7		
Course Time	7:21.4	+12.5	3	6:21.0	+26.7	3	6:25.8	+25.9	3	6:41.5	+42.2	3	4:57.9	+42.4	8	31:47.6	+2:28.2	3		
Penalty Time	1:03.6			3.6			2:03.5			3:03.8						6:14.5				
8	104	<b>VARKOVETS Ilona</b>	UKR	NS3	100							3 42:32.9	+7:35.0	8						
		Guide: KOVALOVA Daryna																		
Cumulative Time	11:27.0	+3:03.8	12	19:41.7	+3:45.7	10	28:13.0	+4:44.8	8	37:28.5	+6:46.1	7				42:32.9	+7:35.0	8		
Loop Time	11:27.0	+3:03.8	12	8:14.7	+49.6	7	8:31.3	+1:33.9	5	9:15.5	+2:01.3	9	5:04.4	+48.9	11					
Ski Time	9:27.0	+1:04.4	9	17:41.7	+2:10.9	9	26:13.0	+3:44.8	9	34:28.5	+4:46.1	9				39:32.9	+5:35.0	9		
Shooting	2	27.3	+1.2	3	0	29.4	+5.8	4	0	41.6	+20.2	9	1	24.6	+2.8	2	3	2:03.0	+14.4	3
Range Time	57.3	+2.7	3	58.6	+4.5	4	1:11.8	+20.2	8	53.3	0.0	1				4:01.0	+14.9	3		
Course Time	8:25.6	+1:16.7	10	7:12.3	+1:18.0	10	7:15.5	+1:15.6	9	7:18.3	+1:19.0	8	5:04.4	+48.9	11	35:16.1	+5:56.7	10		
Penalty Time	2:04.1			3.8			4.0			1:03.9						3:15.8				
9	105	<b>SHYSHKOVA Oksana</b>	UKR	NS3	100							4 42:57.3	+7:59.4	9						
		Guide: KAZARIAN Artem																		
Cumulative Time	10:08.7	+1:45.5	9	20:10.1	+4:14.1	11	29:21.2	+5:53.0	10	37:52.2	+7:09.8	9				42:57.3	+7:59.4	9		
Loop Time	10:08.7	+1:45.5	9	10:01.4	+2:36.3	11	9:11.1	+2:13.7	8	8:31.0	+1:16.8	4	5:05.1	+49.6	12					
Ski Time	9:08.7	+46.1	6	17:10.1	+1:39.3	6	25:21.2	+2:53.0	6	33:52.2	+4:09.8	8				38:57.3	+4:59.4	8		
Shooting	1	29.7	+3.6	4	2	35.6	+12.0	=6	1	21.4	0.0	1	0	21.8	0.0	1	4	1:48.6	0.0	1
Range Time	59.8	+5.2	5	1:06.5	+12.4	6	52.7	+1.1	2	53.4	+0.1	2				3:52.4	+6.3	2		
Course Time	8:04.9	+56.0	8	6:50.9	+56.6	8	7:13.9	+1:14.0	8	7:33.7	+1:34.4	12	5:05.1	+49.6	12	34:48.5	+5:29.1	8		
Penalty Time	1:04.0			2:04.0			1:04.5			3.9						4:16.4				
10	102	<b>YANG Qianru</b>	CHN	NS3	100							3 43:35.6	+8:37.7	10						
		Guide: WANG Guanyu																		
Cumulative Time	11:12.1	+2:48.9	11	19:34.7	+3:38.7	9	30:02.1	+6:33.9	12	38:40.6	+7:58.2	10				43:35.6	+8:37.7	10		
Loop Time	11:12.1	+2:48.9	11	8:22.6	+57.5	8	10:27.4	+3:30.0	12	8:38.5	+1:24.3	5	4:55.0	+39.5	7					
Ski Time	10:12.1	+1:49.5	12	18:34.7	+3:03.9	12	27:02.1	+4:33.9	12	35:40.6	+6:58.2	12				40:35.6	+6:37.7	11		
Shooting	1	41.9	+15.8	8	0	23.6	0.0	1	2	25.9	+4.5	3	0	33.7	+11.9	3	3	2:05.3	+16.7	4
Range Time	1:14.6	+20.0	9	55.6	+1.5	2	1:00.2	+8.6	4	1:06.6	+13.3	4				4:17.0	+30.9	5		
Course Time	8:53.4	+1:44.5	12	7:23.0	+1:28.7	12	7:23.1	+1:23.2	12	7:28.2	+1:28.9	11	4:55.0	+39.5	7	36:02.7	+6:43.3	12		
Penalty Time	1:04.1			4.0			2:04.1			3.7						3:15.9				
11	106	<b>CONG Jihong</b>	CHN	NS3	100							6 44:18.8	+9:20.9	11						
		Guide: LIU Jiaxuan																		
Cumulative Time	9:25.9	+1:02.7	7	19:29.7	+3:33.7	8	28:29.4	+5:01.2	9	39:45.0	+9:02.6	12				44:18.8	+9:20.9	11		
Loop Time	9:25.9	+1:02.7	7	10:03.8	+2:38.7	12	8:59.7	+2:02.3	7	11:15.6	+4:01.4	12	4:33.8	+18.3	3					
Ski Time	9:25.9	+1:03.3	8	17:29.7	+1:58.9	8	25:29.4	+3:01.2	8	33:45.0	+4:02.6	7				38:18.8	+4:20.9	6		
Shooting	0	42.2	+16.1	9	2	44.4	+20.8	10	1	34.4	+13.0	6	3	46.4	+24.6	9	6	2:47.6	+59.0	9
Range Time	1:15.4	+20.8	10	1:18.8	+24.7	12	1:08.1	+16.5	6	1:27.2	+33.9	11				5:09.5	+1:23.4	11		
Course Time	8:07.0	+58.1	9	6:41.2	+46.9	6	6:47.8	+47.9	5	6:44.6	+45.3	4	4:33.8	+18.3	3	32:54.4	+3:35.0	6		
Penalty Time	3.5			2:03.8			1:03.8			3:03.8						6:14.9				
12	101	<b>LOBASHEVA Romana</b>	UKR	NS3	100							4 44:31.9	+9:34.0	12						
		Guide: SHABALDINA Anastasiia																		
Cumulative Time	10:50.7	+2:27.5	10	20:21.4	+4:25.4	12	29:57.3	+6:29.1	11	39:32.5	+8:50.1	11				44:31.9	+9:34.0	12		
Loop Time	10:50.7	+2:27.5	10	9:30.7	+2:05.6	10	9:35.9	+2:38.5	9	9:35.2	+2:21.0	10	4:59.4	+43.9	10					
Ski Time	9:50.7	+1:28.1	11	18:21.4	+2:50.6	11	26:57.3	+4:29.1	11	35:32.5	+5:50.1	10				40:31.9	+6:34.0	10		
Shooting	1	31.5	+5.4	6	1	35.6	+12.0	=6	1	39.7	+18.3	7	1	35.8	+14.0	5	4	2:22.7	+34.1	6
Range Time	1:04.2	+9.6	6	1:07.7	+13.6	7	1:13.5	+21.9	9	1:08.4	+15.1	5				4:33.8	+47.7	8		
Course Time	8:41.9	+1:33.0	11	7:18.3	+1:24.0	11	7:17.7	+1:17.8	10	7:22.1	+1:22.8	9	4:59.4	+43.9	10	35:39.4	+6:20.0	11		
Penalty Time	1:04.6			1:04.7			1:04.7			1:04.7						4:18.7				



## Competition Analysis

### Analisi della competizione

Rank	Bib	Name	NPC Code	Sport Class	%	T								
		Loop 1	Loop 2		Loop 3		Loop 4		Loop 5		Result	Behind	Rank	
		Time	Rank	Time	Rank	Time	Rank	Time	Rank	Time	Rank			
13	103	<b>DICKENS Taryn</b>	AUS	NS3	100							3	59:39.9+24:42.0	13
Guide: CULLEN Lynn Maree														
Cumulative Time	13:43.9+5:20.7	13	25:44.6+9:48.6	13	38:55.4+15:27.2	13	52:05.0+21:22.6	13	7:34.9+3:19.4	13			59:39.9+24:42.0	13
Loop Time	13:43.9+5:20.7	13	12:00.7+4:35.6	13	13:10.8+6:13.4	13	13:09.6+5:55.4	13						
Ski Time	12:43.9+4:21.3	13	24:44.6+9:13.8	13	36:55.4+14:27.2	13	49:05.0+19:22.6	13					56:39.9+22:42.0	13
Shooting	1 59.6 +33.5	13	0 40.2 +16.6	8	1 51.3 +29.9	13	1 47.7 +25.9	11				3	3:19.0 +1:30.4	12
Range Time	1:39.5 +44.9	13	1:21.6 +27.5	13	1:37.2 +45.6	13	1:32.8 +39.5	13					6:11.1 +2:25.0	13
Course Time	10:59.2+3:50.3	13	10:33.1+4:38.8	13	10:27.5+4:27.6	13	10:30.3+4:31.0	13	7:34.9+3:19.4	13			50:05.0+20:45.6	13
Penalty Time	1:05.2		6.0		1:06.1		1:06.5						3:23.8	

### Jury decisions

#### Time adjustment

1	113	<b>WANG Yue</b>	CHN	NS2	97								-7.0	ECR 8.7.4.b
Guide: CHEN Guoming														

#### Legend:

=	Equal sign indicates that two or more competitors share the same rank	ECR	Event and Competition Rules
T	Total penalties		



**Official Communication**  
Comunicazione ufficiale

**Item: 1**

**Sprint Pursuit Qualification for Women and Men Sitting Rescheduled**

Sprint Pursuit Qualification for Women and Men Sitting Rescheduled to start 15min earlier. New Start Time is FRI 13 MAR at 9:45 for Women and 10:00 for Men

Issued by: IBU Race Director  
Time: 17:05  
Date: 7 MAR 2026

This decision affects: Results  
Schedule  
Other

X



## Tesero Cross-Country Skiing Stadium

# PARA BIATHLON

Course map and profile

### W&M Sprint Pursuit Sitting

1<sup>st</sup> lap

### Sit Ski BT Sprint Pursuit

**851m**  
Course length

**5m**  
Height difference

**S** Start

**F** Finish

**4m**  
Maximum climb

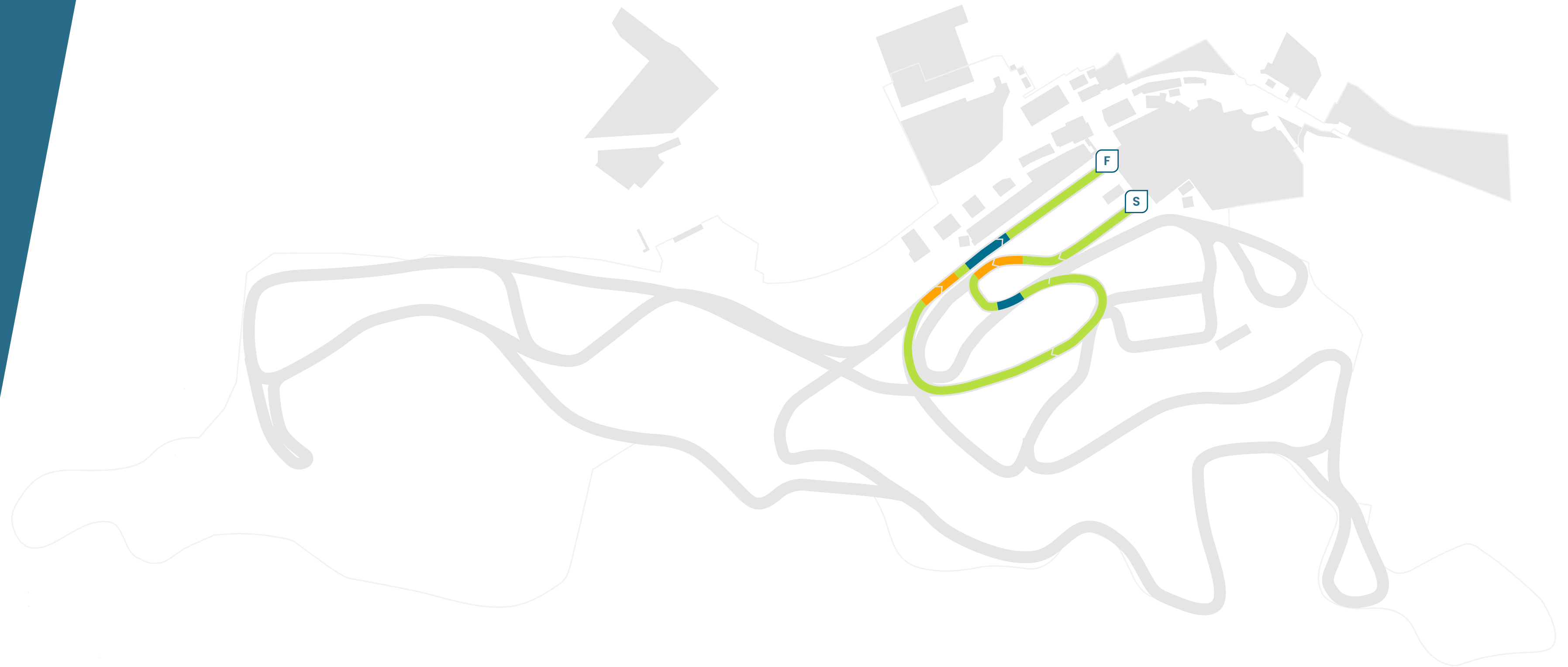
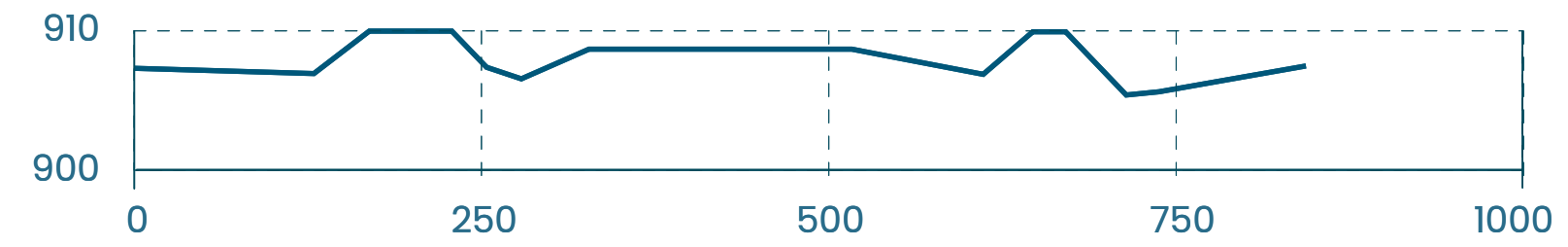
**12m**  
Total climb

**905m**  
Lowest point

**910m**  
Highest point



**0.85km**  
Loop Length





## Tesero Cross-Country Skiing Stadium

# PARA BIATHLON

Course map and profile

### W&M Sprint Pursuit Sitting

2<sup>nd</sup> and 3<sup>rd</sup> lap

### Sit Ski BT Sprint Pursuit

**1,164m**  
Course length

**5m**  
Height difference

**4m**  
Maximum climb

**11m**  
Total climb

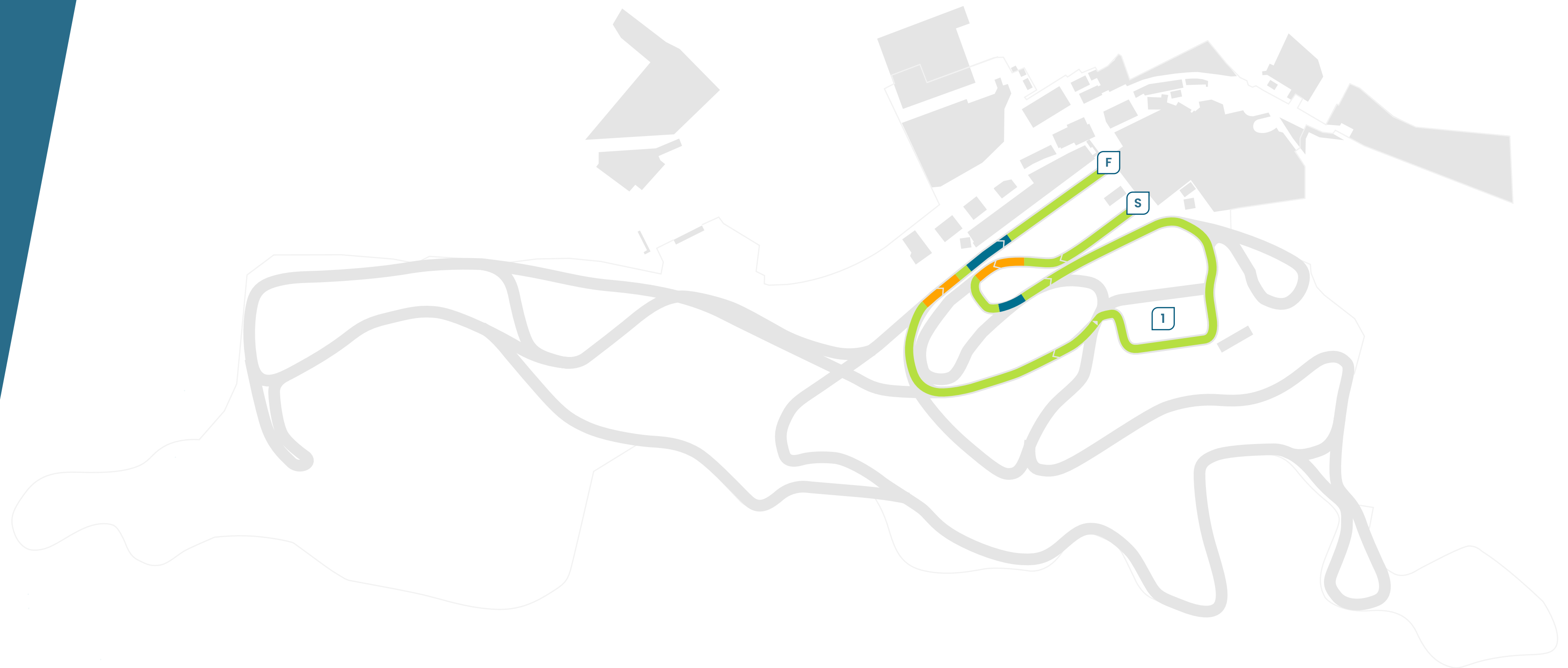


**905m**  
Lowest point

**910m**  
Highest point

- S Start
- F Finish
- I Shooting range



**1.2km**  
Loop Length





## Tesero Cross-Country Skiing Stadium

# PARA BIATHLON

Course map and profile

### W&M Sprint Pursuit Standing/VI

1<sup>st</sup> lap

### Standing BT Sprint Pursuit

**1,139m**  
Course length

**24m**  
Height difference

**S** Start

**F** Finish

**21m**  
Maximum climb

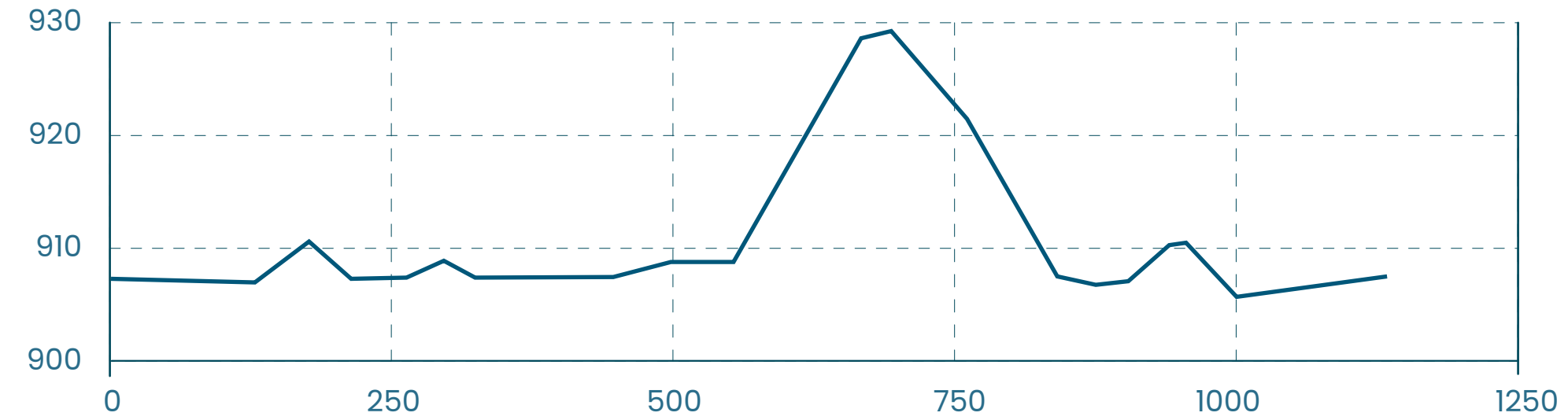
**34m**  
Total climb

**905m**  
Lowest point

**929m**  
Highest point



**1.14km**  
Loop Length



A Climb B Climb C Climb Descent Undulated terrain





## Tesero Cross-Country Skiing Stadium

# PARA BIATHLON

Course map and profile

### W&M Sprint Pursuit Standing/VI

2<sup>nd</sup> and 3<sup>rd</sup> lap

### Standing BT Sprint Pursuit

**1,453m**  
Course length

**24m**  
Height difference

**21m**  
Maximum climb

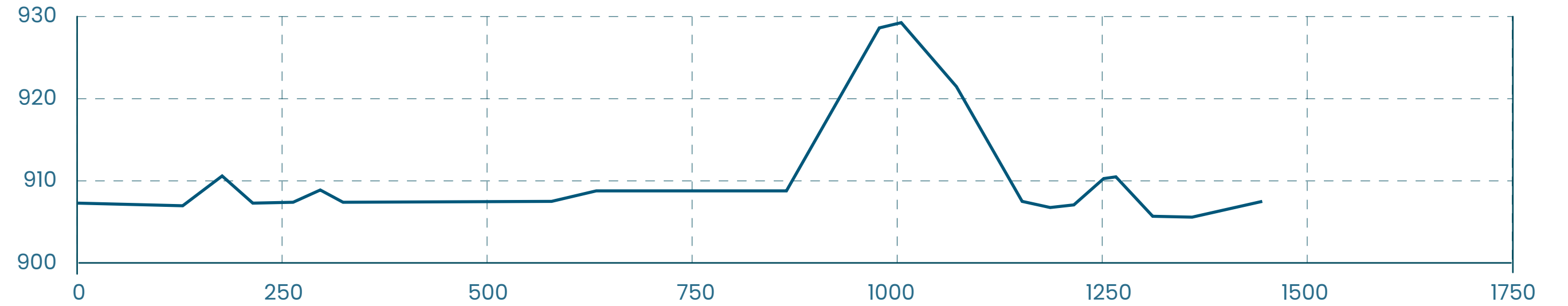
**33m**  
Total climb

**905m**  
Lowest point

**929m**  
Highest point

- S** Start
- F** Finish
- I** Shooting range

**1.45km**  
Loop Length





## Tesero Cross-Country Skiing Stadium

# PARA BIATHLON

Course map and profile

### W&M 7.5km Sprint Sitting

1<sup>st</sup> lap

### Sit Ski BT 2.5km

**2,196m**  
Course length

**15m**  
Height difference

**9m**  
Maximum climb

**37m**  
Total climb

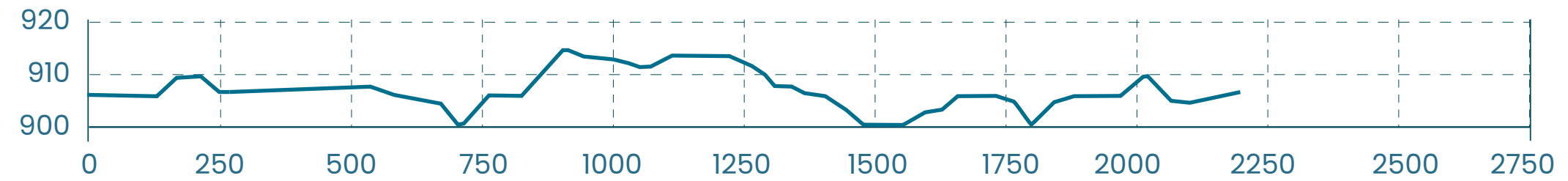
**900m**  
Lowest point

**915m**  
Highest point

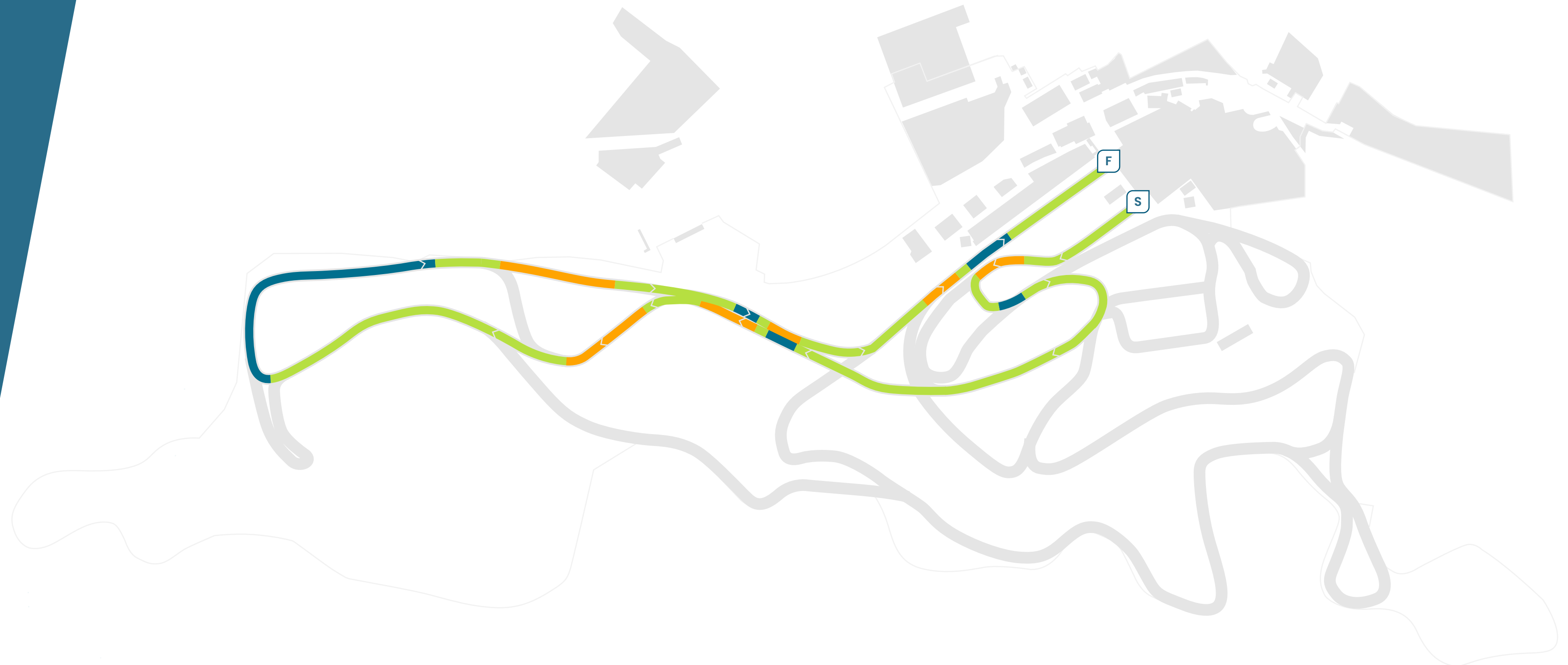
**S** Start  
**F** Finish



**2.2km**  
Loop Length



A Climb B Climb C Climb Descent Undulated terrain



## Tesero Cross-Country Skiing Stadium

# PARA BIATHLON

Course map and profile

### W&M 7.5km Sprint Sitting

2<sup>nd</sup> and 3<sup>rd</sup> lap

### Sit Ski BT 2.5km

**2,509m**  
Course length

**15m**  
Height difference

**S** Start

**9m**  
Maximum climb

**38m**  
Total climb

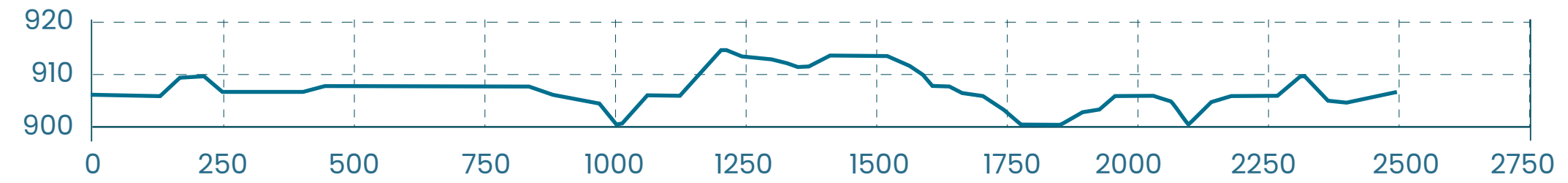
**F** Finish

**900m**  
Lowest point

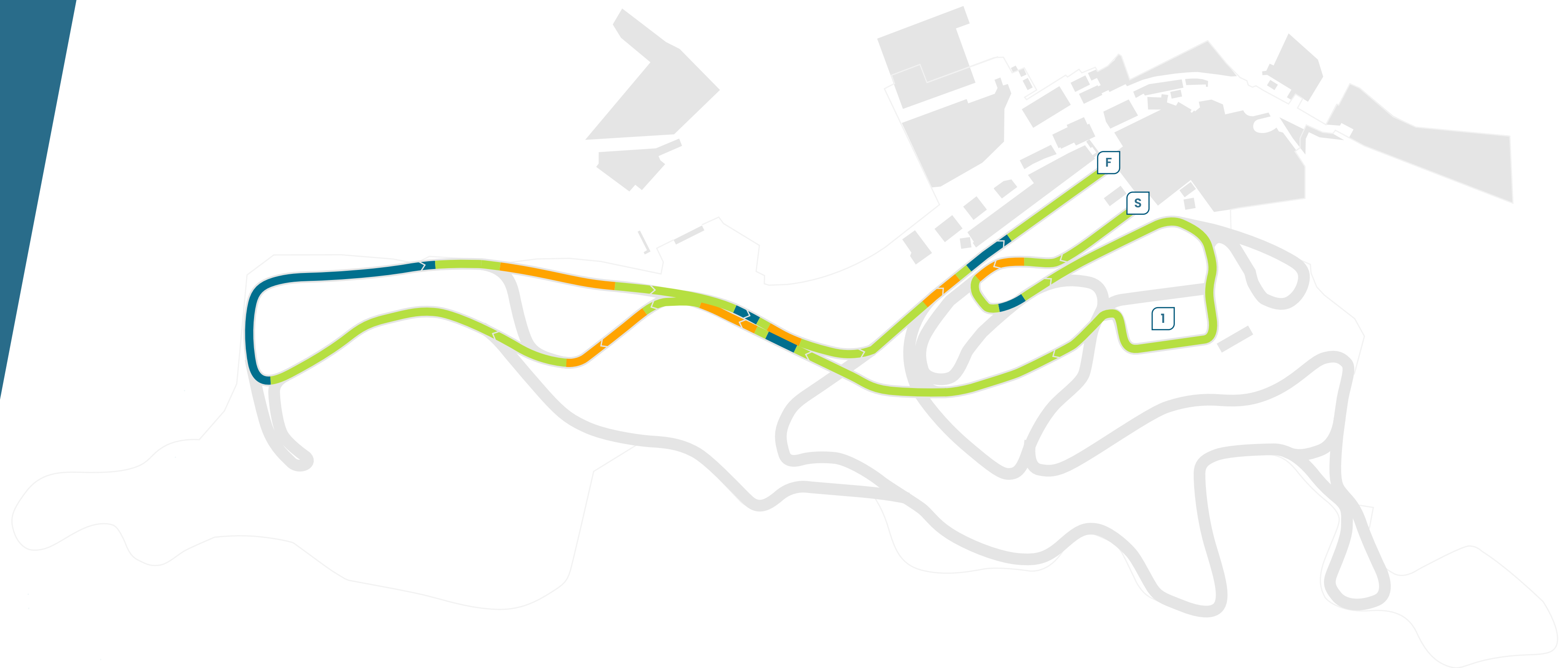
**915m**  
Highest point

**I** Shooting range

**2.5km**  
Loop Length



■ A Climb ■ B Climb ■ C Climb ■ Descent ■ Undulated terrain





## Tesero Cross-Country Skiing Stadium

# PARA BIATHLON

Course map and profile

### W&M 7.5km Sprint Standing/VI

1<sup>st</sup> lap

#### Standing BT 2.5km

**2,269m**  
Course length

**43m**  
Height difference

**20m**  
Maximum climb

**62m**  
Total climb

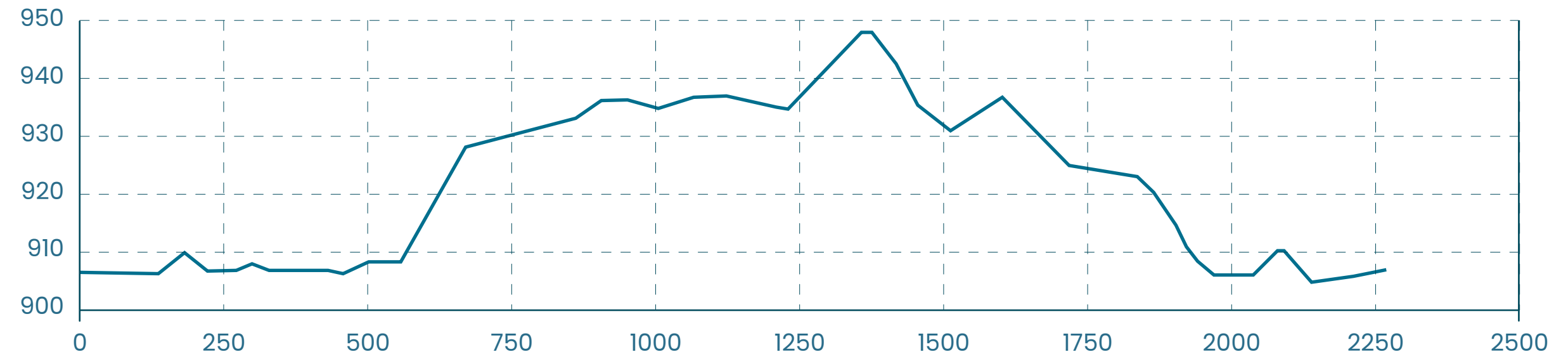
**905m**  
Lowest point

**948m**  
Highest point

**S** Start  
**F** Finish



**2.3km**  
Loop Length



A Climb B Climb C Climb Descent Undulated terrain





## Tesero Cross-Country Skiing Stadium

# PARA BIATHLON

Course map and profile

### W&M 7.5km Sprint Standing/VI

2 laps

### Standing BT 2.5km

**2,589m**  
Course length

**43m**  
Height difference

**20m**  
Maximum climb

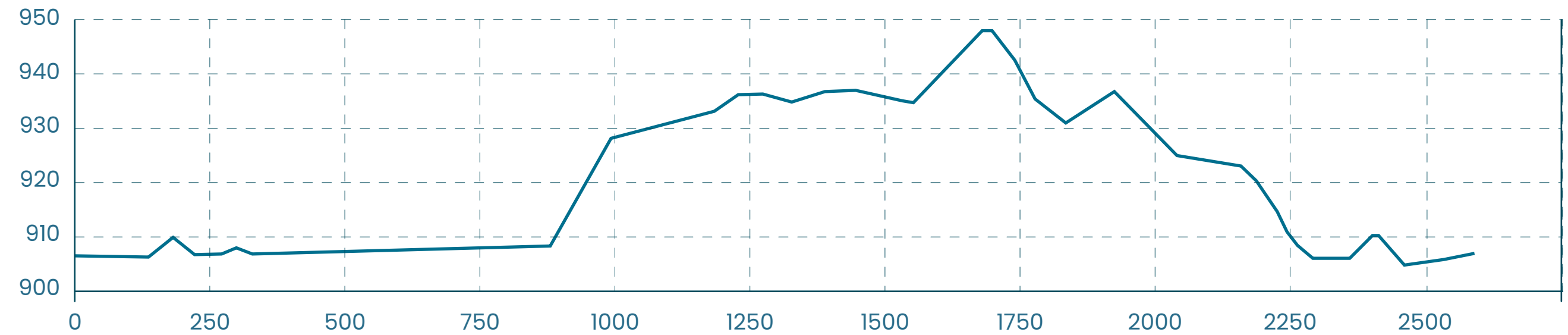
**61m**  
Total climb

**905m**  
Lowest point

**948m**  
Highest point

- S** Start
- F** Finish
- I** Shooting range

**2.6km**  
Loop Length



A Climb B Climb C Climb Descent Undulated terrain





## Tesero Cross-Country Skiing Stadium

# PARA BIATHLON

Course map and profile

### W&M 12.5km Individual Sitting

1<sup>st</sup> lap

### Sit Ski BT 2.5km

**2,196m**  
Course length

**15m**  
Height difference

**S** Start

**F** Finish

**9m**  
Maximum climb

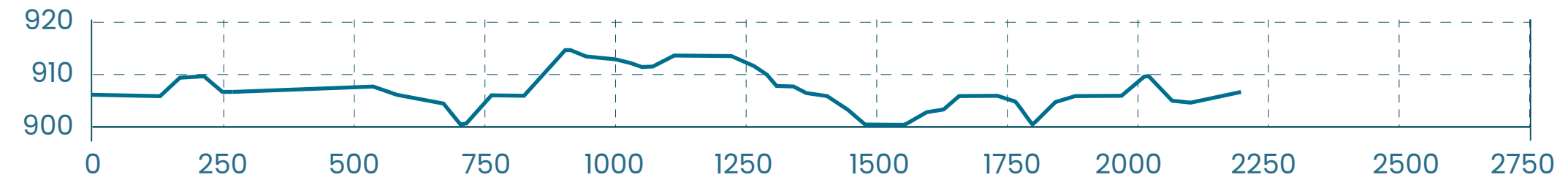
**37m**  
Total climb

**900m**  
Lowest point

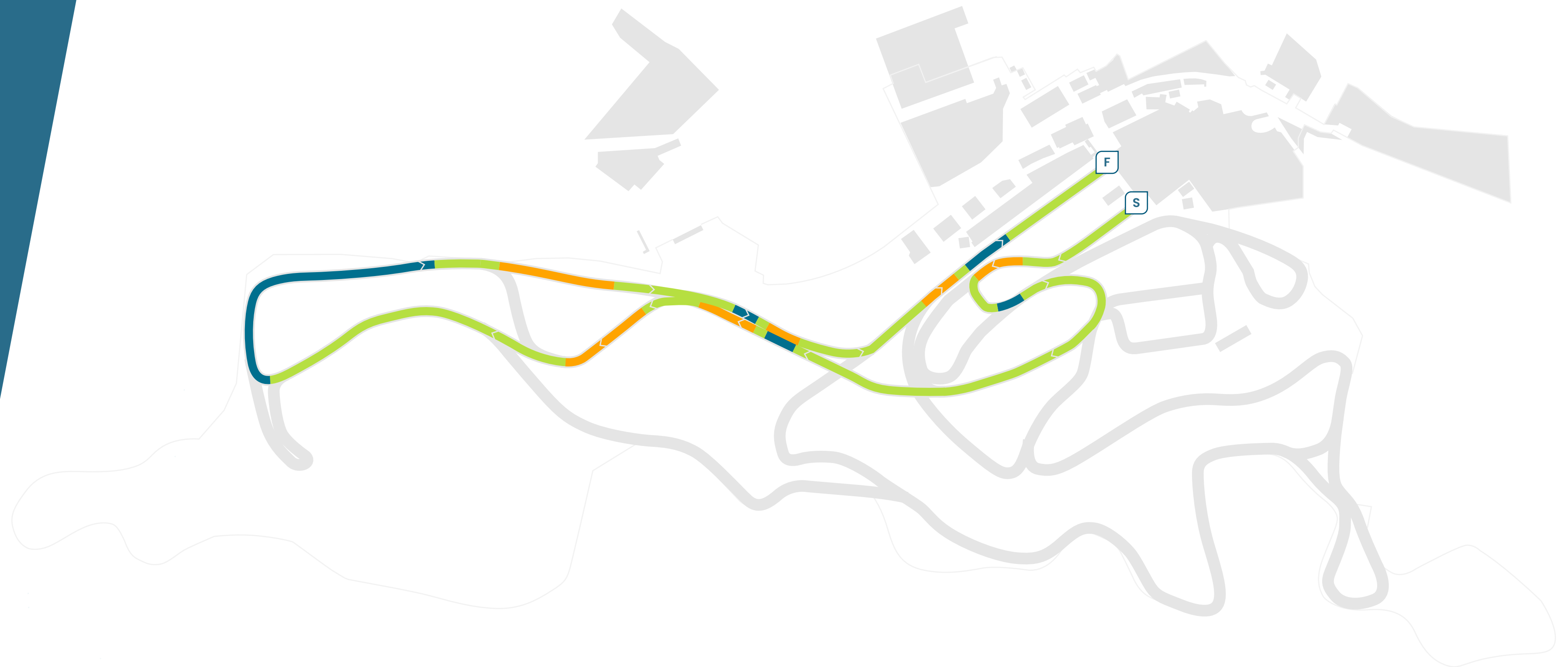
**915m**  
Highest point



**2.2km**  
Loop Length



A Climb B Climb C Climb Descent Undulated terrain





## Tesero Cross-Country Skiing Stadium

# PARA BIATHLON

Course map and profile

### W&M 12.5km Individual Sitting

4 laps

### Sit Ski BT 2.5km

**2,509m**  
Course length

**15m**  
Height difference

**9m**  
Maximum climb

**38m**  
Total climb

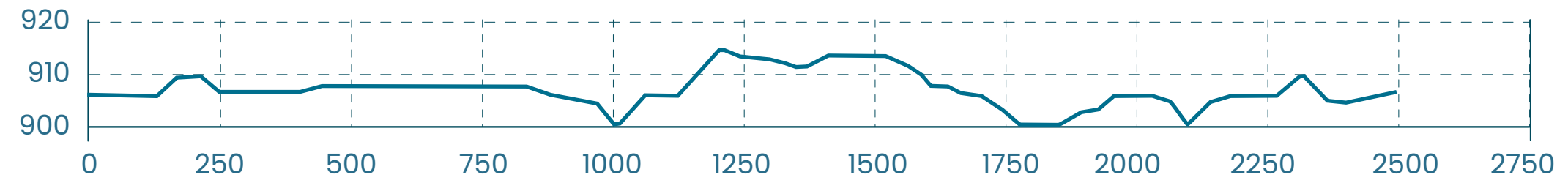
**900m**  
Lowest point

**915m**  
Highest point

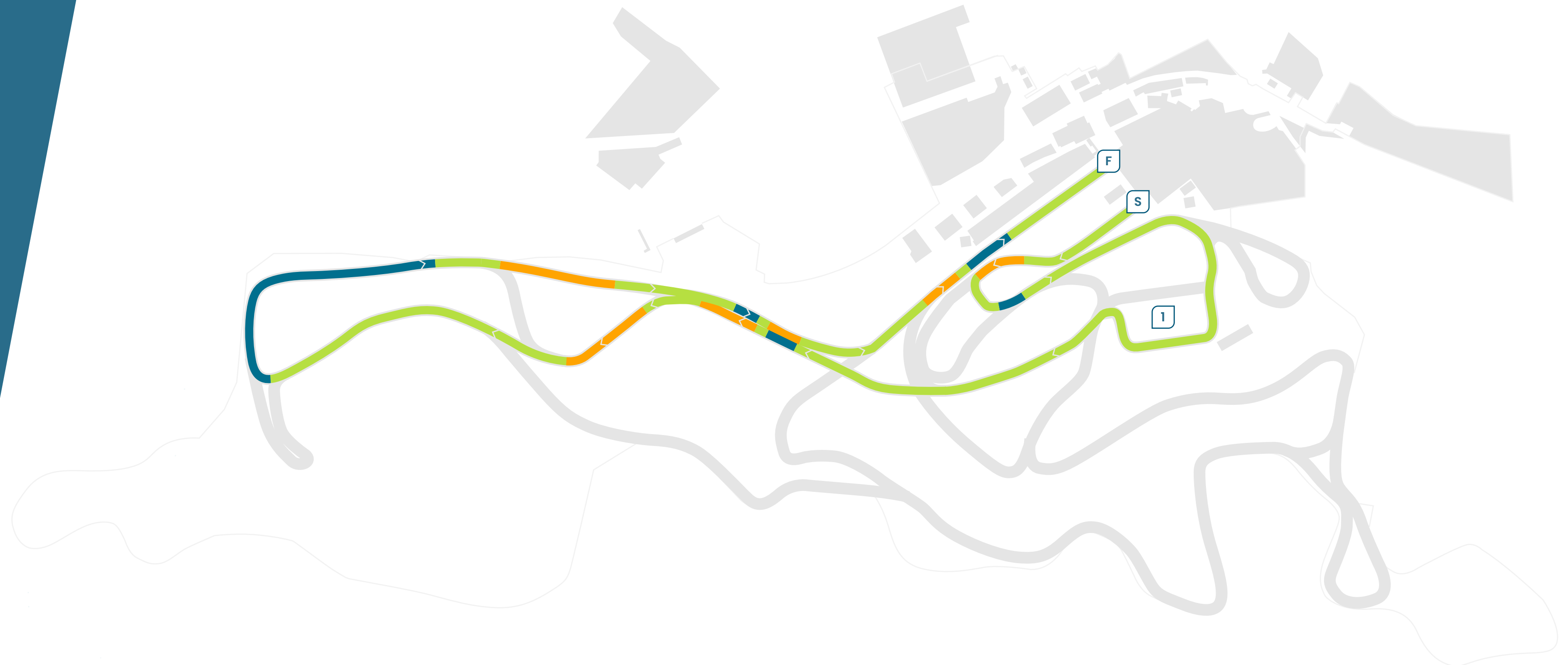
- S Start
- F Finish
- I Shooting range



**2.5km**  
Loop Length



■ A Climb 
 ■ B Climb 
 ■ C Climb 
 ■ Descent 
 ■ Undulated terrain





## Tesero Cross-Country Skiing Stadium

# PARA BIATHLON

Course map and profile

### W&M 12.5km Individual Standing/VI

1<sup>st</sup> lap

### Standing BT 2.5km

**2,269m**  
Course length

**43m**  
Height difference

**20m**  
Maximum climb

**62m**  
Total climb

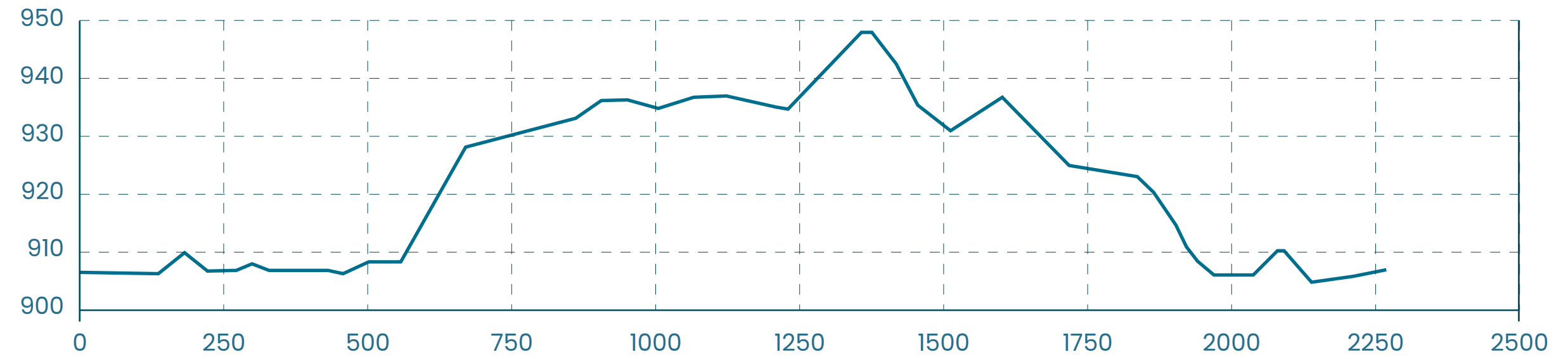
**905m**  
Lowest point

**948m**  
Highest point

**S** Start  
**F** Finish



**2.3km**  
Loop Length



A Climb B Climb C Climb Descent Undulated terrain





## Tesero Cross-Country Skiing Stadium

# PARA BIATHLON

Course map and profile

### W&M 12.5km Individual Standing/VI

4 laps

### Standing BT 2.5km

**2,589m**  
Course length

**43m**  
Height difference

**20m**  
Maximum climb

**61m**  
Total climb

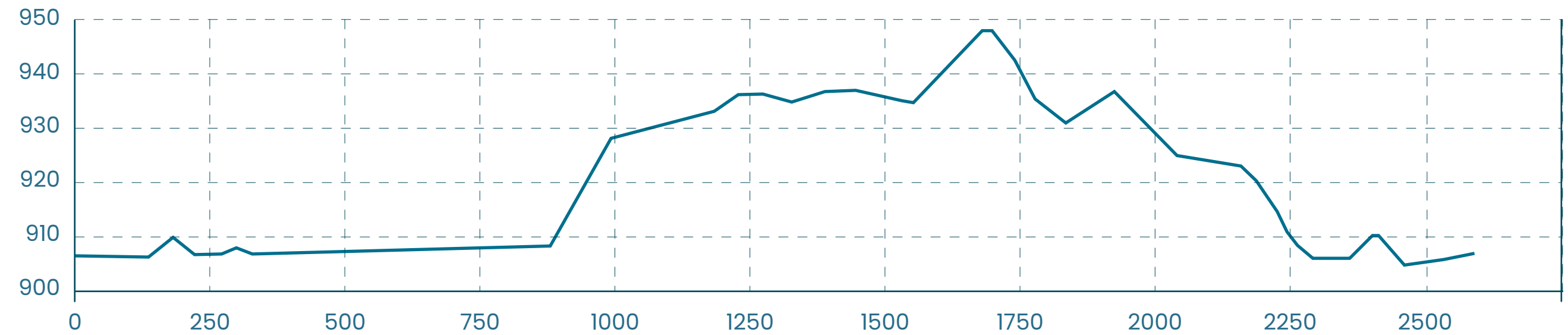
**905m**  
Lowest point

**948m**  
Highest point

- S** Start
- F** Finish
- I** Shooting range



**2.6km**  
Loop Length



A Climb B Climb C Climb Descent Undulated terrain





## Sport Terminology

Terminologia sportiva

As of WED 2 MAR 2026

Term	Definition
Firing Lane	Front edge of the shooting ramp. The distance between the firing lane and the target is 10 metres +/- 20cm
Loop	A single ski trail/loop for use in a competition, identified by a colour (red, green, yellow, blue, brown).
Penalty	A disciplinary measure normally consisting of a reprimand, added time or a disqualification, imposed on a competitor or a team by the Competition Jury for violation of the competition rules, within the competition context.
Penalty Loop	A 75m/100m for sit skiers/150m oval track which biathletes must ski if they miss a target at the shooting range (sprint, pursuit, mass start). One loop is skied for every target missed, and each loop can take 20 to 30 seconds, depending on the athlete.
Prone	A shooting position in which the biathlete lies on his or her stomach.
Prone Targets	Targets measuring 4.5 centimetres in diameter. The biathlete shoots at the prone target from the prone position.
Range Procedure	Term used to describe everything a biathlete does on the firing range with the exception of shooting; this includes placing ski poles to one side, lying down or assuming a stance, readying the rifle, etc. During training, biathletes try to make their range procedure as quick and as automatic as possible in order to be able to concentrate on shooting.
Range Time	The time it takes an athlete to enter the shooting range, obtain the rifle, shoot five rounds, return the rifle and exit the range.
Rifle	Standing and Sitting classes use air rifles and shoot on a 10m range. Vision Impaired skiers use an infrared rifle and listen to an acoustic tone on headphones when aiming. The guide brings the athlete to the shooting mats and the athlete activates the shooting system.
Round	Single shot.
Shooting Lane	A numbered position on the firing line from which a competitor shoots at the correspondingly numbered target. Each shooting range has many shooting lanes.
Shooting Ramp	The shooting ramp is the area at the rear of the range where the competitors lie or stand to fire.
Shot - Penalty	The automatic penalty imposed on a competitor - one 75m/100m/150m penalty loop depending upon the event and Sport Class) for each missed shot in the sprint, sprint pursuit final or one minute added to the overall time for each missed shot in individual competition or 15 seconds added to the overall time for each missed shot in Sprint Pursuit Qualification.
Target Line	Area where targets are set up.
Time Adjustment	An addition or subtraction of time from a competitor's or a team's competition time as decided by the Jury.
Wind Flag	Small flags made of lightweight material of a highly visible colour, placed between the firing line and target line to help the competitor determine the speed and direction of the wind.



## Sport Terminology

Terminologia sportiva  
As of WED 2 MAR 2026

Term	Definition
------	------------

Zeroing

A practice performed before competition to ready the rifle for the race. Athletes shoot at paper targets to align the rifle's sights in order to accommodate for wind and light conditions.

**Note:**  
For further information please consult: [www.biathlonworld.com](http://www.biathlonworld.com)



MILANO CORTINA  
2026

