



Ski Mountaineering
Sci alpinismo

RESULTS BOOK

RASSEGNA RISULTATI

VERSION HISTORY

| VERSION | DATE | COMMENTS |
|---------|-------------|---|
| 1.0 | 21 FEB 2026 | Created at the end of the SMT competition |



Competition Format and Rules

Formato e regole gara / Format et règlement des compétitions

As of FRI 30 JAN 2026

Olympic Competition Format

The ski mountaineering programme at the Olympic Winter Games Milano Cortina 2026 features three medal events. Two sprint events (women and men) and one mixed relay event.

Women's sprint and men's sprint:

The Sprint events comprise three phases: heats, semifinals and final.

Athletes are ranked 1-6 based on the Olympic Sprint Ranking List Rank for the heats or based on the ranking from the previous phase for semifinals and final, and placed on the start line from left to right (looking uphill) in the following order: Rank 5, rank 3, rank 1, rank 2, rank 4, rank 6.

Heats

Consist of three heats of six athletes each.

The first three athletes in each heat and the three fastest athletes from the combined heats phase ranking not already qualified (lucky losers) will advance to the semifinals.

Semifinals

Consist of two heats of six athletes each.

Qualified athletes are assigned to the semifinal heats as follows:

| Semifinal 1 | Semifinal 2 |
|------------------------------|------------------------------|
| 1 st from Heat 1* | 1 st from Heat 3 |
| 1 st from Heat 2* | 2 nd from Heat 1* |
| 2 nd from Heat 3 | 2 nd from Heat 2* |
| 3 rd from Heat 3 | 3 rd from Heat 1* |
| Lucky Loser 1 from heats | 3 rd from Heat 2* |
| Lucky Loser 3 from heats | Lucky Loser 2 from heats |

*The criteria to order the athletes with the same rank from the previous phase will be the fastest time in the heats.

The first two athletes from each semifinal and the two fastest athletes from the combined semifinals ranking not already qualified (lucky losers) will advance to the final.

Final

Qualified athletes are assigned to the final as follows:

| Final |
|---|
| Fastest time of the semifinal winners |
| Second fastest time of the semifinal winners |
| Fastest time of the second place semifinal finishers |
| Second fastest time of the second place semifinal finishers |
| Lucky Loser 1 from semifinals |
| Lucky Loser 2 from semifinals |



Competition Format and Rules

Formato e regole gara / Format et règlement des compétitions
As of FRI 30 JAN 2026

Mixed relay:

Each mixed relay team consists of one female and one male athlete who will complete laps in the following order: F-M-F-M.

Each lap consists of two loops, each with one ascent and one descent.

Teams will be lined-up in two rows or three if there are more than 12 teams. In the first row, teams are ranked 1-6 based on the Olympic Mixed Relay Ranking List and placed on the start line from left to right (looking uphill) in the following order: Rank 5, rank 3, rank 1, rank 2, rank 4, rank 6, In the second row, teams from rank 7 to rank 12 will be positioned following the same distribution of the first row.

All teams start at the same time (mass start).

The relay is exchanged when the finishing athlete enters the handover zone and touches any part of the next athlete's body including the backpack (not the poles) with his hand. This handover must take place within the handover area.

Lapped athletes will be stopped by a competition official.

Differences between the ISMF World Championships and the Olympic Winter Games

There are different participation quotas and higher qualification criteria for the Olympic Winter Games than for the world championships.

Changes since the Olympic Winter Games Beijing 2022

Ski mountaineering is on the programme for the first time in Milano Cortina 2026.

Sport Rules and Procedures

General

For the general organisation and the different races the latest version of the ISMF Rules & Guidelines are applicable, especially the sections C - Organisation and Event Guidelines, E - Technical Race Guidelines, F - Sporting Rules, G - Race Equipment Rules and H - Ranking Rules, and must be enforced during Olympic Winter Games. For specifications concerning Olympic Winter Games section K - Rules for Olympic Games will have to be respected.

Courses and Tracks

For both the Sprint Race and the Mixed Relay Race the specifications regarding positive ascent must be respected as well as other criteria such as the dimensions for start, finish, transition and handover areas, technical elements in ascent and descent, the order of athletes racing and others. The different sections of the course are marked with specific colours: green is ascent on skis with skins; yellow is ascent on foot with skis on the backpack; and red is descent on skis with skins stowed in the race suit.

Entries - LAR and Substitution

Sprint Race

The bibs will be assigned according to the athletes rank in the Olympic Sprint Ranking List. The LAR athlete must start in the same position as the replaced athlete if their OSRL points are the same, or better, than those of the replaced athlete. If their OSRL point are less, they must start with a newly assigned bib according to the OSRL, behind the replaced athlete's position.

Mixed Relay Race

For the Mixed Relay Race the Team Captain allocates two athletes, one female and one male. In case of force majeure (e.g. illness of a team member) a team member can be substituted up until one hour before the track inspection. The substitute athlete must start in the same position as the replaced athlete. The team's starting order cannot be changed.



Competition Format and Rules

Formato e regole gara / Format et règlement des compétitions

As of FRI 30 JAN 2026

Tie Break Rules

Women's sprint and men's sprint:

Heats: Photo-finish will be used. If ties cannot be broken by photo-finish, the bib number will be used to break the tie. The athlete with the lower bib number will be ranked first. For ties in heats where two (or more) athletes are competing for the third Lucky Loser position, only the athlete with the lowest bib number will qualify.

Semifinals: Photo-finish will be used. If ties cannot be broken by photo-finish, the rank in the heats phase will be used to break the tie. If still tied, the tie will be broken by best time in the Heats phase. For ties involving the second Lucky Loser position in the semifinals, the tie will be broken by rank, then by time in the previous phase, with only the top athlete in the tie qualifying for the final.

Final: Photo-finish will be used. If ties cannot be broken, the rank in the semifinals phase will be used to break the tie. If still tied, the tie will be broken by best time in the semifinals phase.

Final ranking: Athletes eliminated in the semifinals will be ranked 7th to 12th based on rank in the semifinal heat and then by their time in the semifinals. If still tied, the same process will be repeated with the heats phase results. If still tied, athletes will share the same rank (sorted by bib number). Athletes eliminated in the heats phase will be ranked 13th to 18th based on rank in the heats phase and then by their time in the heats phase. If still tied, athletes will share the same rank (sorted by bib number).

Mixed relay:

Intermediate points: In case of a tie at any intermediate time point, the team with the lower bib number will be ranked first.

Final: Photo-finish will be used. If ties cannot be broken, the tie will be broken by team order at the intermediate time point immediately before the relay handover in the middle of the race, i.e. after one run of X.1 athlete and X.2 athlete. If there is no intermediate time point immediately before the handover, the first team to cross the intermediate time point immediately after the handover from the X.2 athlete to the X.1 athlete will be used.

Penalties / Disqualification Rules

Lapping

A team/athlete lapped during the Mixed Relay Race is required to leave the competition when stopped, and will be ranked according to their position at the last intermediate time point.

Penalties

For the application of penalties please refer to section 30.1. - Offences and penalties of ISMF Rules & Guidelines.

Protests / Appeals

Protests are only possible during the Sprint final and Mixed Relay final. Due to time constraints, protests are not permitted during the Sprint heats and semifinals. For further details please refer to sections 59.8. Protest and 59.9. Appeal of ISMF Rules & Guidelines.

Note:
For further information please consult: www.ismf-ski.org



Medallists by Event
Medagliati per evento / Médaillés par épreuve

As of SAT 21 FEB 2026 at 14:13

| Event | Date | Medal | Name | NOC Code |
|----------------|------------|--------|--|----------|
| Women's Sprint | THU 19 FEB | GOLD | FATTON Marianne | SUI |
| | | SILVER | HARROP Emily | FRA |
| | | BRONZE | ALONSO RODRIGUEZ Ana | ESP |
| Men's Sprint | THU 19 FEB | GOLD | CARDONA COLL Oriol | ESP |
| | | SILVER | FILIPPOV Nikita | AIN |
| | | BRONZE | ANSELMET Thibault | FRA |
| Mixed Relay | SAT 21 FEB | GOLD | HARROP Emily ANSELMET Thibault | FRA |
| | | SILVER | FATTON Marianne KISTLER Jon | SUI |
| | | BRONZE | ALONSO RODRIGUEZ Ana CARDONA COLL Oriol | ESP |



Results Summary

Riepilogo risultati / Synthèse des résultats

| Rank | Bib Name | NOC Code | Heats | | | Semifinals | | Final |
|------|----------|----------|-------|---|---|------------|---|-------|
| | | | 1 | 2 | 3 | 1 | 2 | |

Final

| | | | | | | | | | |
|---|---|----------------------|-----|----------------------|----------------------|----------------------|----------------------|----------------------|-----------------------|
| 1 | 2 | FATTON Marianne | SUI | | 3:06.51 (1) | | 3:08.29 (2) +1.72 | | 2:59.77 (1) |
| 2 | 1 | HARROP Emily | FRA | 3:03.34 (1) | | | 3:06.57 (1) | | 3:02.15 (2) +2.38 |
| 3 | 3 | ALONSO RODRIGUEZ Ana | ESP | | | 3:18.28 (2) +0.65 | 3:09.20 (3) +2.63 | | 3:10.22 (3) +10.45 |
| 4 | 6 | PALLER Tatjana | GER | 3:11.20 (2) +7.86 | | | | 3:12.09 (2) +1.96 | 3:13.26 (4) +13.49 |
| 5 | 4 | MURADA Giulia | ITA | | | 3:17.63 (1) | | 3:12.43 (3) +2.30 | 3:15.46 (5) +15.69 |
| 6 | 5 | RAVINEL Margot | FRA | | 3:07.84 (2) +1.33 | | | 3:10.13 (1) | 3:18.27 (6) +18.50 |

Semifinals

| | | | | | | | | | |
|----|----|----------------------|-----|-----------------------|----------------------|----------------------|-----------------------|-----------------------|--|
| 7 | 7 | ULRICH Caroline | SUI | 3:11.43 (3) +8.09 | | | | 3:14.71 (4) +4.58 | |
| 8 | 12 | WALDAL Ida | NOR | 3:15.36 (4) +12.02 | | | 3:15.28 (4) +8.71 | | |
| 9 | 18 | GIBSON Anna | USA | 3:17.44 (5) +14.10 | | | 3:15.69 (5) +9.12 | | |
| 10 | 14 | de SILVESTRO Alba | ITA | | 3:15.48 (4) +8.97 | | | 3:17.01 (5) +6.88 | |
| 11 | 8 | JAGERCIKOVA Marianna | SVK | | 3:15.32 (3) +8.81 | | | 3:26.80 (6) +16.67 | |
| 12 | 9 | COSTA DIEZ Maria | ESP | | | 3:26.75 (3) +9.12 | 3:38.00 (6) +31.43 | | |

Heats

| | | | | | | | | | |
|----|----|-----------------|-----|------------------------|-----------------------|-----------------------|--|--|--|
| 13 | 15 | CIDAN YUZHEN | CHN | | | 3:27.40 (4) +9.77 | | | |
| 14 | 11 | HIEMER Johanna | AUT | | 3:19.98 (5) +13.47 | | | | |
| 15 | 16 | EURINGER Helena | GER | | | 3:27.82 (5) +10.19 | | | |
| 16 | 13 | CULLY Rebeka | SVK | *3:31.24 (6) +27.90 | | | | | |
| 17 | 10 | JANUSZYK Iwona | POL | | | 3:34.88 (6) +17.25 | | | |
| 18 | 17 | HAMILTON Lara | AUS | | 3:39.25 (6) +32.74 | | | | |

Jury Decisions

| Penalty | | |
|---------|--------------|---|
| 13 | CULLY Rebeka | SVK C9 - Skis not correctly fastened on backpack (+0:03) (Heat 1) |

| Technical Data | | Competition Officials | | |
|-----------------|-------|-----------------------|------------------------------|------|
| Start altitude: | 1200m | IF Delegate: | GRUBER Josef | ISMF |
| Highest point: | 1265m | LOC Race Director: | FOLINI Maurizio | ITA |
| Total ascent: | 65m | Jury President: | MONTERO GARCIA Oriol | ISMF |
| Total descent: | 65m | Referees: | STROJNY Monika | ISMF |
| Track length: | 725m | | SCHIEDER-MODEREGGER Gabriele | ISMF |
| | | | LECLERCQ Youri | ISMF |
| | | | YANG Xiufeng | ISMF |



Results Summary

Riepilogo risultati / Synthèse des résultats

| Technical Data | Competition Officials | |
|----------------|--------------------------------------|------|
| | Technical Assistant: MOTTINI Stefano | ISMF |

Legend:

* Penalty imposed

LOC Local Organising Committee



Results Bracket

Tabellone dei risultati / Tableau de résultats

Heats

| Heat 1 | | 09:50 | |
|--------|-------------------|---------|----|
| 1. | 1 HARROP E (FRA) | 3:03.34 | Q |
| 2. | 6 PALLER T (GER) | +7.86 | Q |
| 3. | 7 ULRICH C (SUI) | +8.09 | Q |
| 4. | 12 WALDAL I (NOR) | +12.02 | LL |
| 5. | 18 GIBSON A (USA) | +14.10 | LL |
| 6. | 13 CULLY R (SVK) | +27.90 | |

| Heat 2 | | 10:00 | |
|--------|-------------------------|---------|----|
| 1. | 2 FATTON M (SUI) | 3:06.51 | Q |
| 2. | 5 RAVINEL M (FRA) | +1.33 | Q |
| 3. | 8 JAGERCIKOVA M (SVK) | +8.81 | Q |
| 4. | 14 de SILVESTRO A (ITA) | +8.97 | LL |
| 5. | 11 HIEMER J (AUT) | +13.47 | |
| 6. | 17 HAMILTON L (AUS) | +32.74 | |

| Heat 3 | | 10:10 | |
|--------|----------------------------|---------|---|
| 1. | 4 MURADA G (ITA) | 3:17.63 | Q |
| 2. | 3 ALONSO RODRIGUEZ A (ESP) | +0.65 | Q |
| 3. | 9 COSTADIEZ M (ESP) | +9.12 | Q |
| 4. | 15 CIDAN YUZHEN (CHN) | +9.77 | |
| 5. | 16 EURINGER H (GER) | +10.19 | |
| 6. | 10 JANUSZYK I (POL) | +17.25 | |

Semifinals

| Semifinal 1 | | 12:55 | |
|-------------|----------------------------|---------|----|
| 1. | 1 HARROP E (FRA) | 3:06.57 | Q |
| 2. | 2 FATTON M (SUI) | +1.72 | Q |
| 3. | 3 ALONSO RODRIGUEZ A (ESP) | +2.63 | LL |
| 4. | 12 WALDAL I (NOR) | +8.71 | |
| 5. | 18 GIBSON A (USA) | +9.12 | |
| 6. | 9 COSTADIEZ M (ESP) | +31.43 | |

| Semifinal 2 | | 13:05 | |
|-------------|-------------------------|---------|----|
| 1. | 5 RAVINEL M (FRA) | 3:10.13 | Q |
| 2. | 6 PALLER T (GER) | +1.96 | Q |
| 3. | 4 MURADA G (ITA) | +2.30 | LL |
| 4. | 7 ULRICH C (SUI) | +4.58 | |
| 5. | 14 de SILVESTRO A (ITA) | +6.88 | |
| 6. | 8 JAGERCIKOVA M (SVK) | +16.67 | |

Final

| Final | | 13:55 | |
|-------|----------------------------|---------|--|
| 1. | 2 FATTON M (SUI) | 2:59.77 | |
| 2. | 1 HARROP E (FRA) | +2.38 | |
| 3. | 3 ALONSO RODRIGUEZ A (ESP) | +10.45 | |
| 4. | 6 PALLER T (GER) | +13.49 | |
| 5. | 4 MURADA G (ITA) | +15.69 | |
| 6. | 5 RAVINEL M (FRA) | +18.50 | |

| Final Ranking | | |
|---------------|--------------------|-----|
| Rank | Name | NOC |
| 1 | FATTON M | SUI |
| 2 | HARROP E | FRA |
| 3 | ALONSO RODRIGUEZ A | ESP |
| 4 | PALLER T | GER |
| 5 | MURADA G | ITA |
| 6 | RAVINEL M | FRA |
| 7 | ULRICH C | SUI |
| 8 | WALDAL I | NOR |
| 9 | GIBSON A | USA |
| 10 | de SILVESTRO A | ITA |
| 11 | JAGERCIKOVA M | SVK |
| 12 | COSTA DIEZ M | ESP |
| 13 | CIDAN YUZHEN | CHN |
| 14 | HIEMER J | AUT |
| 15 | EURINGER H | GER |
| 16 | CULLY R | SVK |
| 17 | JANUSZYK I | POL |
| 18 | HAMILTON L | AUS |

| Technical Data | | Competition Officials | | |
|-----------------|-------|-----------------------|------------------------------|------|
| Start altitude: | 1200m | IF Delegate: | GRUBER Josef | ISMF |
| Highest point: | 1265m | LOC Race Director: | FOLINI Maurizio | ITA |
| Total ascent: | 65m | Jury President: | MONTERO GARCIA Oriol | ISMF |
| Total descent: | 65m | Referees: | STROJNY Monika | ISMF |
| Track length: | 725m | | SCHIEDER-MODEREGGER Gabriele | ISMF |
| | | | LECLERCQ Youri | ISMF |
| | | | YANG Xiufeng | ISMF |
| | | Technical Assistant: | MOTTINI Stefano | ISMF |

Progression Rules:

Heats: The first three athletes from each heat and the three fastest athletes from the combined heats phase ranking not already qualified (lucky losers) will advance to the semifinals.

Semifinals: The first two athletes from each semifinal and the two fastest athletes from the combined semifinals ranking not already qualified (lucky losers) will advance to the final.

Legend:

LL Lucky Loser LOC Local Organising Committee Q Qualified



Race Analysis
Analisi della gara / Analyse de la course

| Rank | Bib Name | NOC Code | Section | | | Cumulative | | | Finish Time | Behind | Penalty |
|----------|-------------------------------|--------------|---------|--------|----|------------|--------|----|----------------|---------------|---------|
| | | | Time | Behind | Rk | Time | Behind | Rk | | | |
| 1 | 2 FATTON Marianne | SUI | | | | | | | 2:59.77 | +0.00 | |
| | | Section 1 | 1:29.3 | +0.9 | 2 | 1:29.3 | +0.9 | 2 | | | |
| | | Transition 1 | 9.4 | +0.6 | 2 | 1:38.7 | +0.4 | 2 | | | |
| | | Section 2 | 13.3 | +0.5 | 2 | 1:52.0 | +0.9 | 2 | | | |
| | | Transition 2 | 7.8 | +0.0 | 1 | 1:59.8 | +0.0 | 1 | | | |
| | | Section 3 | 15.6 | +0.0 | 1 | 2:15.4 | +0.0 | 1 | | | |
| | | Transition 3 | 7.5 | +0.0 | 1 | 2:22.9 | +0.0 | 1 | | | |
| | | Finish | 36.87 | +7.02 | 5 | 2:59.77 | +0.00 | 1 | | | |
| 2 | 1 HARROP Emily | FRA | | | | | | | 3:02.15 | +2.38 | |
| | | Section 1 | 1:28.4 | +0.0 | 1 | 1:28.4 | +0.0 | 1 | | | |
| | | Transition 1 | 9.9 | +1.1 | 3 | 1:38.3 | +0.0 | 1 | | | |
| | | Section 2 | 12.8 | +0.0 | 1 | 1:51.1 | +0.0 | 1 | | | |
| | | Transition 2 | 10.1 | +2.3 | 5 | 2:01.2 | +1.4 | 2 | | | |
| | | Section 3 | 16.1 | +0.5 | 2 | 2:17.3 | +1.9 | 2 | | | |
| | | Transition 3 | 15.0 | +7.5 | 5 | 2:32.3 | +9.4 | 2 | | | |
| | | Finish | 29.85 | +0.00 | 1 | 3:02.15 | +2.38 | 2 | | | |
| 3 | 3 ALONSO RODRIGUEZ Ana | ESP | | | | | | | 3:10.22 | +10.45 | |
| | | Section 1 | 1:33.1 | +4.7 | 5 | 1:33.1 | +4.7 | 5 | | | |
| | | Transition 1 | 8.8 | +0.0 | 1 | 1:41.9 | +3.6 | 4 | | | |
| | | Section 2 | 15.5 | +2.7 | 6 | 1:57.4 | +6.3 | 5 | | | |
| | | Transition 2 | 8.8 | +1.0 | 2 | 2:06.2 | +6.4 | 4 | | | |
| | | Section 3 | 17.8 | +2.2 | 5 | 2:24.0 | +8.6 | 4 | | | |
| | | Transition 3 | 12.6 | +5.1 | 2 | 2:36.6 | +13.7 | 3 | | | |
| | | Finish | 33.62 | +3.77 | 3 | 3:10.22 | +10.45 | 3 | | | |
| 4 | 6 PALLER Tatjana | GER | | | | | | | 3:13.26 | +13.49 | |
| | | Section 1 | 1:36.4 | +8.0 | 6 | 1:36.4 | +8.0 | 6 | | | |
| | | Transition 1 | 10.4 | +1.6 | =4 | 1:46.8 | +8.5 | 6 | | | |
| | | Section 2 | 14.6 | +1.8 | 4 | 2:01.4 | +10.3 | 6 | | | |
| | | Transition 2 | 9.7 | +1.9 | 4 | 2:11.1 | +11.3 | 6 | | | |
| | | Section 3 | 16.7 | +1.1 | 4 | 2:27.8 | +12.4 | 6 | | | |
| | | Transition 3 | 13.4 | +5.9 | 3 | 2:41.2 | +18.3 | 5 | | | |
| | | Finish | 32.06 | +2.21 | 2 | 3:13.26 | +13.49 | 4 | | | |
| 5 | 4 MURADA Giulia | ITA | | | | | | | 3:15.46 | +15.69 | |
| | | Section 1 | 1:31.8 | +3.4 | 4 | 1:31.8 | +3.4 | 4 | | | |
| | | Transition 1 | 10.6 | +1.8 | 6 | 1:42.4 | +4.1 | 5 | | | |
| | | Section 2 | 14.8 | +2.0 | 5 | 1:57.2 | +6.1 | 4 | | | |
| | | Transition 2 | 11.3 | +3.5 | 6 | 2:08.5 | +8.7 | 5 | | | |
| | | Section 3 | 19.0 | +3.4 | 6 | 2:27.5 | +12.1 | 5 | | | |
| | | Transition 3 | 14.3 | +6.8 | 4 | 2:41.8 | +18.9 | 6 | | | |
| | | Finish | 33.66 | +3.81 | 4 | 3:15.46 | +15.69 | 5 | | | |
| 6 | 5 RAVINEL Margot | FRA | | | | | | | 3:18.27 | +18.50 | |
| | | Section 1 | 1:30.7 | +2.3 | 3 | 1:30.7 | +2.3 | 3 | | | |
| | | Transition 1 | 10.4 | +1.6 | =4 | 1:41.1 | +2.8 | 3 | | | |
| | | Section 2 | 14.0 | +1.2 | 3 | 1:55.1 | +4.0 | 3 | | | |
| | | Transition 2 | 9.5 | +1.7 | 3 | 2:04.6 | +4.8 | 3 | | | |
| | | Section 3 | 16.2 | +0.6 | 3 | 2:20.8 | +5.4 | 3 | | | |
| | | Transition 3 | 19.6 | +12.1 | 6 | 2:40.4 | +17.5 | 4 | | | |
| | | Finish | 37.87 | +8.02 | 6 | 3:18.27 | +18.50 | 6 | | | |

Legend:

= Equal sign indicates that two or more athletes share the same rank

Rk Rank



Results Summary

Riepilogo risultati / Synthèse des résultats

| Rank | Bib Name | NOC Code | Heats | | | Semifinals | | Final |
|------|----------|----------|-------|---|---|------------|---|-------|
| | | | 1 | 2 | 3 | 1 | 2 | |

Final

| | | | | | | | | | |
|---|---|--------------------|-----|----------------------|----------------------|----------------------|----------------------|----------------------|-----------------------|
| 1 | 1 | CARDONA COLL Oriol | ESP | 2:37.96 (1) | | | 2:36.10 (2) +1.17 | | 2:34.03 (1) |
| 2 | 8 | FILIPPOV Nikita | AIN | | 2:39.84 (2) +1.48 | | | 2:34.53 (2) +0.74 | 2:35.55 (2) +1.52 |
| 3 | 4 | ANSELMET Thibault | FRA | | | 2:46.98 (2) +3.75 | 2:37.17 (3) +2.24 | | 2:36.34 (3) +2.31 |
| 4 | 3 | LIETHA Arno | SUI | | | 2:43.23 (1) | | 2:33.79 (1) | 2:39.07 (4) +5.04 |
| 5 | 6 | FERRER MARTINEZ Ot | ESP | 2:41.32 (2) +3.36 | | | | 2:37.27 (3) +3.48 | 2:54.45 (5) +20.42 |
| 6 | 2 | KISTLER Jon | SUI | | 2:38.36 (1) | | 2:34.93 (1) | | 2:57.87 (6) +23.84 |

Semifinals

| | | | | | | | | | |
|----|----|-----------------------------|-----|----------------------|-----------------------|----------------------|-----------------------|-----------------------|--|
| 7 | 7 | GINER DALMASSO Pablo | FRA | 2:42.37 (3) +4.41 | | | | 2:41.29 (4) +7.50 | |
| 8 | 13 | BU LUER | CHN | 2:43.89 (4) +5.93 | | | 2:47.04 (4) +12.11 | | |
| 9 | 5 | DRION du CHAPOIS Maximilien | BEL | | 2:42.40 (3) +4.04 | | | 2:47.23 (5) +13.44 | |
| 10 | 9 | KLETTE Hans-Inge | NOR | | | 2:48.19 (3) +4.96 | 2:51.30 (5) +16.37 | | |
| 11 | 14 | SMITH Cameron | USA | | 2:47.59 (4) +9.23 | | | 2:50.74 (6) +16.95 | |
| 12 | 17 | BELLINGHAM Phillip | AUS | | 2:48.39 (5) +10.03 | | 3:13.53 (6) +38.60 | | |

Heats

| | | | | | | | | | |
|----|----|--------------------|-----|-----------------------|-----------------------|-----------------------|--|--|--|
| 13 | 10 | HOESCH Finn | GER | | | 2:51.99 (4) +8.76 | | | |
| 14 | 18 | BOSCACCI Michele | ITA | 2:50.79 (5) +12.83 | | | | | |
| 15 | 15 | ELANTKOWSKI Jan | POL | | | 3:01.99 (5) +18.76 | | | |
| 16 | 11 | LODOEN Trym Dalset | NOR | | 2:55.87 (6) +17.51 | | | | |
| 17 | 12 | VERBNJAK Paul | AUT | 2:58.39 (6) +20.43 | | | | | |
| 18 | 16 | SIARNIK Jakub | SVK | | | 3:02.29 (6) +19.06 | | | |

| Technical Data | | Competition Officials | | |
|-----------------|-------|-----------------------|------------------------------|------|
| Start altitude: | 1200m | IF Delegate: | GRUBER Josef | ISMF |
| Highest point: | 1265m | LOC Race Director: | FOLINI Maurizio | ITA |
| Total ascent: | 65m | Jury President: | MONTERO GARCIA Oriol | ISMF |
| Total descent: | 65m | Referees: | STROJNY Monika | ISMF |
| Track length: | 725m | | SCHIEDER-MODEREGGER Gabriele | ISMF |
| | | | LECLERCQ Youri | ISMF |
| | | | YANG Xiufeng | ISMF |
| | | Technical Assistant: | MOTTINI Stefano | ISMF |

Legend:

LOC Local Organising Committee



Results Bracket

Tabellone dei risultati / Tableau de résultats

Heats

| Heat 1 | | 10:30 | |
|--------|---------------------------|---------|----|
| 1. | 1 CARDONA COLL O (ESP) | 2:37.96 | Q |
| 2. | 6 FERRER MARTINEZ O (ESP) | +3.36 | Q |
| 3. | 7 GINER DALMASSO P (FRA) | +4.41 | Q |
| 4. | 13 BU LUER (CHN) | +5.93 | LL |
| 5. | 18 BOSCACCI M (ITA) | +12.83 | |
| 6. | 12 VERBNJAK P (AUT) | +20.43 | |

| Heat 2 | | 10:40 | |
|--------|-----------------------|---------|----|
| 1. | 2 KISTLER J (SUI) | 2:38.36 | Q |
| 2. | 8 FILIPPOV N (AIN) | +1.48 | Q |
| 3. | 5 DRION M (BEL) | +4.04 | Q |
| 4. | 14 SMITH C (USA) | +9.23 | LL |
| 5. | 17 BELLINGHAM P (AUS) | +10.03 | LL |
| 6. | 11 LODOEN TD (NOR) | +17.51 | |

| Heat 3 | | 10:50 | |
|--------|------------------------|---------|---|
| 1. | 3 LIETHA A (SUI) | 2:43.23 | Q |
| 2. | 4 ANSELMET T (FRA) | +3.75 | Q |
| 3. | 9 KLETTE HI (NOR) | +4.96 | Q |
| 4. | 10 HOESCH F (GER) | +8.76 | |
| 5. | 15 ELANTKOWSKI J (POL) | +18.76 | |
| 6. | 16 SIARNIK J (SVK) | +19.06 | |

Semifinals

| Semifinal 1 | | 13:25 | |
|-------------|------------------------|---------|----|
| 1. | 2 KISTLER J (SUI) | 2:34.93 | Q |
| 2. | 1 CARDONA COLL O (ESP) | +1.17 | Q |
| 3. | 4 ANSELMET T (FRA) | +2.24 | LL |
| 4. | 13 BU LUER (CHN) | +12.11 | |
| 5. | 9 KLETTE HI (NOR) | +16.37 | |
| 6. | 17 BELLINGHAM P (AUS) | +38.60 | |

| Semifinal 2 | | 13:35 | |
|-------------|---------------------------|---------|----|
| 1. | 3 LIETHA A (SUI) | 2:33.79 | Q |
| 2. | 8 FILIPPOV N (AIN) | +0.74 | Q |
| 3. | 6 FERRER MARTINEZ O (ESP) | +3.48 | LL |
| 4. | 7 GINER DALMASSO P (FRA) | +7.50 | |
| 5. | 5 DRION M (BEL) | +13.44 | |
| 6. | 14 SMITH C (USA) | +16.95 | |

Final

| Final | | 14:15 | |
|-------|---------------------------|---------|--|
| 1. | 1 CARDONA COLL O (ESP) | 2:34.03 | |
| 2. | 8 FILIPPOV N (AIN) | +1.52 | |
| 3. | 4 ANSELMET T (FRA) | +2.31 | |
| 4. | 3 LIETHA A (SUI) | +5.04 | |
| 5. | 6 FERRER MARTINEZ O (ESP) | +20.42 | |
| 6. | 2 KISTLER J (SUI) | +23.84 | |

| Final Ranking | | |
|---------------|-------------------|-----|
| Rank | Name | NOC |
| 1 | CARDONA COLL O | ESP |
| 2 | FILIPPOV N | AIN |
| 3 | ANSELMET T | FRA |
| 4 | LIETHA A | SUI |
| 5 | FERRER MARTINEZ O | ESP |
| 6 | KISTLER J | SUI |
| 7 | GINER DALMASSO P | FRA |
| 8 | BU LUER | CHN |
| 9 | DRION M | BEL |
| 10 | KLETTE HI | NOR |
| 11 | SMITH C | USA |
| 12 | BELLINGHAM P | AUS |
| 13 | HOESCH F | GER |
| 14 | BOSCACCI M | ITA |
| 15 | ELANTKOWSKI J | POL |
| 16 | LODOEN TD | NOR |
| 17 | VERBNJAK P | AUT |
| 18 | SIARNIK J | SVK |

| Technical Data | | Competition Officials | | |
|-----------------|-------|-----------------------|------------------------------|------|
| Start altitude: | 1200m | IF Delegate: | GRUBER Josef | ISMF |
| Highest point: | 1265m | LOC Race Director: | FOLINI Maurizio | ITA |
| Total ascent: | 65m | Jury President: | MONTERO GARCIA Oriol | ISMF |
| Total descent: | 65m | Referees: | STROJNY Monika | ISMF |
| Track length: | 725m | | SCHIEDER-MODEREGGER Gabriele | ISMF |
| | | | LECLERCQ Youri | ISMF |
| | | | YANG Xiufeng | ISMF |
| | | Technical Assistant: | MOTTINI Stefano | ISMF |

Progression Rules:

Heats: The first three athletes from each heat and the three fastest athletes from the combined heats phase ranking not already qualified (lucky losers) will advance to the semifinals.

Semifinals: The first two athletes from each semifinal and the two fastest athletes from the combined semifinals ranking not already qualified (lucky losers) will advance to the final.

Legend:

LL Lucky Loser LOC Local Organising Committee Q Qualified



Race Analysis

Analisi della gara / Analyse de la course

| Rank | Bib Name | NOC Code | Section | | | Cumulative | | | Finish Time | Behind | Penalty |
|------|----------------------|--------------|---------|--------|----|------------|--------|----|-------------|--------|---------|
| | | | Time | Behind | Rk | Time | Behind | Rk | | | |
| 1 | 1 CARDONA COLL Oriol | ESP | | | | | | | 2:34.03 | +0.00 | |
| | | Section 1 | 1:06.8 | +0.0 | =1 | 1:06.8 | +0.0 | =1 | | | |
| | | Transition 1 | 8.4 | +0.4 | 3 | 1:15.2 | +0.0 | 1 | | | |
| | | Section 2 | 11.1 | +0.2 | 2 | 1:26.3 | +0.0 | 1 | | | |
| | | Transition 2 | 9.1 | +1.6 | =4 | 1:35.4 | +0.0 | 1 | | | |
| | | Section 3 | 12.5 | +0.0 | 1 | 1:47.9 | +0.0 | 1 | | | |
| | | Transition 3 | 13.6 | +5.5 | 5 | 2:01.5 | +0.0 | 1 | | | |
| | | Finish | 32.53 | +3.59 | 4 | 2:34.03 | +0.00 | 1 | | | |
| 2 | 8 FILIPPOV Nikita | AIN | | | | | | | 2:35.55 | +1.52 | |
| | | Section 1 | 1:09.2 | +2.4 | 4 | 1:09.2 | +2.4 | 4 | | | |
| | | Transition 1 | 8.0 | +0.0 | 1 | 1:17.2 | +2.0 | 3 | | | |
| | | Section 2 | 12.0 | +1.1 | 3 | 1:29.2 | +2.9 | 2 | | | |
| | | Transition 2 | 10.8 | +3.3 | 6 | 1:40.0 | +4.6 | 3 | | | |
| | | Section 3 | 13.0 | +0.5 | =2 | 1:53.0 | +5.1 | 2 | | | |
| | | Transition 3 | 12.2 | +4.1 | 3 | 2:05.2 | +3.7 | 2 | | | |
| | | Finish | 30.35 | +1.41 | 2 | 2:35.55 | +1.52 | 2 | | | |
| 3 | 4 ANSELMET Thibault | FRA | | | | | | | 2:36.34 | +2.31 | |
| | | Section 1 | 1:11.0 | +4.2 | 6 | 1:11.0 | +4.2 | 6 | | | |
| | | Transition 1 | 12.6 | +4.6 | 5 | 1:23.6 | +8.4 | 5 | | | |
| | | Section 2 | 10.9 | +0.0 | 1 | 1:34.5 | +8.2 | 5 | | | |
| | | Transition 2 | 9.1 | +1.6 | =4 | 1:43.6 | +8.2 | 5 | | | |
| | | Section 3 | 13.0 | +0.5 | =2 | 1:56.6 | +8.7 | 4 | | | |
| | | Transition 3 | 10.8 | +2.7 | 2 | 2:07.4 | +5.9 | 3 | | | |
| | | Finish | 28.94 | +0.00 | 1 | 2:36.34 | +2.31 | 3 | | | |
| 4 | 3 LIETHA Arno | SUI | | | | | | | 2:39.07 | +5.04 | |
| | | Section 1 | 1:07.5 | +0.7 | 3 | 1:07.5 | +0.7 | 3 | | | |
| | | Transition 1 | 8.3 | +0.3 | 2 | 1:15.8 | +0.6 | 2 | | | |
| | | Section 2 | 15.1 | +4.2 | 6 | 1:30.9 | +4.6 | 3 | | | |
| | | Transition 2 | 8.7 | +1.2 | 3 | 1:39.6 | +4.2 | 2 | | | |
| | | Section 3 | 15.3 | +2.8 | 4 | 1:54.9 | +7.0 | 3 | | | |
| | | Transition 3 | 13.4 | +5.3 | 4 | 2:08.3 | +6.8 | 4 | | | |
| | | Finish | 30.77 | +1.83 | 3 | 2:39.07 | +5.04 | 4 | | | |
| 5 | 6 FERRER MARTINEZ Ot | ESP | | | | | | | 2:54.45 | +20.42 | |
| | | Section 1 | 1:10.2 | +3.4 | 5 | 1:10.2 | +3.4 | 5 | | | |
| | | Transition 1 | 10.0 | +2.0 | 4 | 1:20.2 | +5.0 | 4 | | | |
| | | Section 2 | 14.0 | +3.1 | 5 | 1:34.2 | +7.9 | 4 | | | |
| | | Transition 2 | 8.6 | +1.1 | 2 | 1:42.8 | +7.4 | 4 | | | |
| | | Section 3 | 22.7 | +10.2 | 5 | 2:05.5 | +17.6 | 5 | | | |
| | | Transition 3 | 15.6 | +7.5 | 6 | 2:21.1 | +19.6 | 6 | | | |
| | | Finish | 33.35 | +4.41 | 5 | 2:54.45 | +20.42 | 5 | | | |
| 6 | 2 KISTLER Jon | SUI | | | | | | | 2:57.87 | +23.84 | |
| | | Section 1 | 1:06.8 | +0.0 | =1 | 1:06.8 | +0.0 | =1 | | | |
| | | Transition 1 | 18.2 | +10.2 | 6 | 1:25.0 | +9.8 | 6 | | | |
| | | Section 2 | 13.3 | +2.4 | 4 | 1:38.3 | +12.0 | 6 | | | |
| | | Transition 2 | 7.5 | +0.0 | 1 | 1:45.8 | +10.4 | 6 | | | |
| | | Section 3 | 24.3 | +11.8 | 6 | 2:10.1 | +22.2 | 6 | | | |
| | | Transition 3 | 8.1 | +0.0 | 1 | 2:18.2 | +16.7 | 5 | | | |
| | | Finish | 39.67 | +10.73 | 6 | 2:57.87 | +23.84 | 6 | | | |

Legend:

= Equal sign indicates that two or more athletes share the same rank

Rk Rank



Results
Risultati / Résultats

| Rank | Bib | NOC Name | Lap Time | Lap Rank | Lap Behind | Team Time | Team Rank | Behind | Penalty |
|----------|-------------|-----------------------------------|-------------|-------------|---------------|-----------------|--------------|-----------------|--------------|
| 1 | 3 | France | | | | 26:57.44 | | +0.00 | |
| | 3-1 Female | HARROP Emily | 7:06.9 | 1 | +0.0 | 7:06.9 | 1 | +0.0 | |
| | 3-2 Male | ANSELMET Thibault | 6:06.1 | 2 | +3.7 | 13:13.0 | 1 | +0.0 | |
| | 3-1 Female | HARROP Emily | 7:36.6 | 2 | +8.5 | 20:49.6 | 1 | +0.0 | |
| | 3-2 Male | ANSELMET Thibault | 6:07.84 | 2 | +13.60 | 26:57.44 | 1 | +0.00 | |
| 2 | 2 | Switzerland | | | | 27:09.30 | | +11.86 | |
| | 2-1 Female | FATTON Marianne | 7:16.4 | 2 | +9.5 | 7:16.4 | 2 | +9.5 | |
| | 2-2 Male | KISTLER Jon | 6:06.4 | 3 | +4.0 | 13:22.8 | 2 | +9.8 | |
| | 2-1 Female | FATTON Marianne | 7:28.1 | 1 | +0.0 | 20:50.9 | 2 | +1.3 | |
| | 2-2 Male | KISTLER Jon | 6:18.40 | 5 | +24.16 | 27:09.30 | 2 | +11.86 | |
| 3 | 1 | Spain | | | | 27:23.94 | | +26.50 | +0:03 |
| | 1-1 Female | ALONSO RODRIGUEZ Ana | 7:24.2 | 4 | +17.3 | 7:24.2 | 4 | +17.3 | |
| | 1-2 Male | CARDONA COLL Oriol | 6:02.4 | 1 | +0.0 | 13:26.6 | 3 | +13.6 | |
| | 1-1 Female | ALONSO RODRIGUEZ Ana | 8:03.1 | 7 | +35.0 | 21:29.7 | 5 | +40.1 | |
| | 1-2 Male | CARDONA COLL Oriol | 5:54.24 | 1 | +0.00 | 27:23.94 | 3 | +26.50 | |
| 4 | 9 | United States of America | | | | 27:40.43 | | +42.99 | |
| | 9-1 Female | GIBSON Anna | 7:26.8 | 5 | +19.9 | 7:26.8 | 5 | +19.9 | |
| | 9-2 Male | SMITH Cameron | 6:17.2 | 4 | +14.8 | 13:44.0 | 4 | +31.0 | |
| | 9-1 Female | GIBSON Anna | 7:41.7 | 3 | +13.6 | 21:25.7 | 3 | +36.1 | |
| | 9-2 Male | SMITH Cameron | 6:14.73 | 4 | +20.49 | 27:40.43 | 4 | +42.99 | |
| 5 | 5 | Italy | | | | 27:57.64 | | +1:00.20 | |
| | 5-1 Female | de SILVESTRO Alba | 7:22.0 | 3 | +15.1 | 7:22.0 | 3 | +15.1 | |
| | 5-2 Male | BOSCACCI Michele | 6:22.8 | 7 | +20.4 | 13:44.8 | 5 | +31.8 | |
| | 5-1 Female | de SILVESTRO Alba | 7:41.8 | 4 | +13.7 | 21:26.6 | 4 | +37.0 | |
| | 5-2 Male | BOSCACCI Michele | 6:31.04 | 6 | +36.80 | 27:57.64 | 5 | +1:00.20 | |
| 6 | 4 | Austria | | | | 28:05.12 | | +1:07.68 | |
| | 4-1 Female | HIEMER Johanna | 7:28.7 | 6 | +21.8 | 7:28.7 | 6 | +21.8 | |
| | 4-2 Male | VERBNJAK Paul | 6:21.6 | 5 | +19.2 | 13:50.3 | 6 | +37.3 | |
| | 4-1 Female | HIEMER Johanna | 8:02.2 | 6 | +34.1 | 21:52.5 | 6 | +1:02.9 | |
| | 4-2 Male | VERBNJAK Paul | 6:12.62 | 3 | +18.38 | 28:05.12 | 6 | +1:07.68 | |
| 7 | 6 | Germany | | | | 28:39.48 | | +1:42.04 | |
| | 6-1 Female | PALLER Tatjana | 7:34.3 | 7 | +27.4 | 7:34.3 | 7 | +27.4 | |
| | 6-2 Male | HOESCH Finn | 6:21.7 | 6 | +19.3 | 13:56.0 | 7 | +43.0 | |
| | 6-1 Female | PALLER Tatjana | 8:01.2 | 5 | +33.1 | 21:57.2 | 7 | +1:07.6 | |
| | 6-2 Male | HOESCH Finn | 6:42.28 | 9 | +48.04 | 28:39.48 | 7 | +1:42.04 | |
| 8 | 8 | People's Republic of China | | | | 29:21.66 | | +2:24.22 | |
| | 8-1 Female | CIDAN YUZHEN | 8:03.9 | 11 | +57.0 | 8:03.9 | 11 | +57.0 | |
| | 8-2 Male | BU LUER | 6:25.4 | 8 | +23.0 | 14:29.3 | 8 | +1:16.3 | |
| | 8-1 Female | CIDAN YUZHEN | 8:15.2 | 9 | +47.1 | 22:44.5 | 9 | +1:54.9 | |
| | 8-2 Male | BU LUER | 6:37.16 | 7 | +42.92 | 29:21.66 | 8 | +2:24.22 | |
| 9 | 11 | Poland | | | | 29:38.43 | | +2:40.99 | |
| | 11-1 Female | JANUSZYK Iwona | 7:37.5 | 8 | +30.6 | 7:37.5 | 8 | +30.6 | |
| | 11-2 Male | ELANTKOWSKI Jan | 7:00.0 | 10 | +57.6 | 14:37.5 | 9 | +1:24.5 | |
| | 11-1 Female | JANUSZYK Iwona | 8:06.7 | 8 | +38.6 | 22:44.2 | 8 | +1:54.6 | |
| | 11-2 Male | ELANTKOWSKI Jan | 6:54.23 | 11 | +59.99 | 29:38.43 | 9 | +2:40.99 | |



Results
Risultati / Résultats

| Rank | Bib | NOC Name | Lap Time | Lap Rank | Lap Behind | Team Time | Team Rank | Behind | Penalty |
|-----------|-----------|-----------------------------|-------------|-------------|---------------|-----------------|--------------|-----------------|--------------|
| 10 | 7 | Norway | | | | 30:11.33 | | +3:13.89 | +0:03 |
| | 7-1 | Female WALDAL Ida | 8:01.7 | 10 | +54.8 | 8:01.7 | 10 | +54.8 | |
| | 7-2 | Male KLETTE Hans-Inge | 6:48.2 | 9 | +45.8 | 14:49.9 | 10 | +1:36.9 | |
| | 7-1 | Female WALDAL Ida | 8:41.9 | 10 | +1:13.8 | 23:31.8 | 10 | +2:42.2 | |
| | 7-2 | Male KLETTE Hans-Inge | 6:39.53 | 8 | +45.29 | 30:11.33 | 10 | +3:13.89 | |
| 11 | 10 | Slovakia | | | | 30:36.23 | | +3:38.79 | |
| | 10-1 | Female JAGERCIKOVA Marianna | 7:59.1 | 9 | +52.2 | 7:59.1 | 9 | +52.2 | |
| | 10-2 | Male SIARNIK Jakub | 7:03.8 | 11 | +1:01.4 | 15:02.9 | 11 | +1:49.9 | |
| | 10-1 | Female JAGERCIKOVA Marianna | 8:46.0 | 12 | +1:17.9 | 23:48.9 | 11 | +2:59.3 | |
| | 10-2 | Male SIARNIK Jakub | 6:47.33 | 10 | +53.09 | 30:36.23 | 11 | +3:38.79 | |
| 12 | 12 | Australia | | | | 32:33.45 | | +5:36.01 | +0:06 |
| | 12-1 | Female HAMILTON Lara | 8:51.5 | 12 | +1:44.6 | 8:51.5 | 12 | +1:44.6 | |
| | 12-2 | Male BELLINGHAM Phillip | 7:40.6 | 12 | +1:38.2 | 16:32.1 | 12 | +3:19.1 | |
| | 12-1 | Female HAMILTON Lara | 8:44.0 | 11 | +1:15.9 | 25:16.1 | 12 | +4:26.5 | |
| | 12-2 | Male BELLINGHAM Phillip | 7:17.35 | 12 | +1:23.11 | 32:33.45 | 12 | +5:36.01 | |

Jury Decisions

| Penalty | | | |
|---------|--------------------|-----|---------------------------------------|
| 1-1 | ALONSO RODRIGUEZ A | ESP | A3 - Technical error (+0:03) |
| 7-1 | WALDAL Ida | NOR | A3 - Technical error (+0:03) |
| 12-1 | HAMILTON Lara | AUS | C10 - Incorrect skins storage (+0:03) |
| | | | C10 - Incorrect skins storage (+0:03) |

| Technical Data | | Competition Officials | | |
|-----------------|-------|-----------------------|------------------------------|------|
| Start altitude: | 1210m | IF Delegate: | GRUBER Josef | ISMF |
| Highest point: | 1292m | LOC Race Director: | FOLINI Maurizio | ITA |
| Total ascent: | 137m | Jury President: | MONTERO GARCIA Oriol | ISMF |
| Total descent: | 137m | Referees: | STROJNY Monika | ISMF |
| Track length: | 1410m | | SCHIEDER-MODEREGGER Gabriele | ISMF |
| | | | LECLERCQ Youri | ISMF |
| | | | YANG Xiufeng | ISMF |
| | | Technical Assistant: | MOTTINI Stefano | ISMF |

Note:
Please refer to ISMF Sporting Rules for offences and penalties.

Legend:
LOC Local Organising Committee



Race Analysis

Analisi della gara / Analyse de la course

| Rank | Bib | NOC | | Section | | | Lap | | | Total | | | Penalty |
|----------|----------|----------------------|-----------|---------|--------|----|---------|--------|-----------------|-----------------|--------------|----------|---------|
| | | | | Time | Behind | Rk | Time | Behind | Rk | Time | Behind | Rk | |
| 1 | 3 | France | | | | | | | 26:57.44 | +0.00 | | | |
| | 3-1 | HARROP Emily | Ascent 1 | 2:51.1 | +0.0 | 1 | 2:51.1 | +0.0 | 1 | 2:51.1 | +0.0 | 1 | |
| | | | Descent 1 | 40.3 | +0.0 | 1 | 3:31.4 | +0.0 | 1 | 3:31.4 | +0.0 | 1 | |
| | | | Ascent 2 | 2:30.3 | +0.0 | 1 | 6:01.7 | +0.0 | 1 | 6:01.7 | +0.0 | 1 | |
| | | | Descent 2 | 1:05.2 | +2.2 | 2 | 7:06.9 | +0.0 | 1 | 7:06.9 | +0.0 | 1 | |
| | 3-2 | ANSELMET Thibault | Ascent 1 | 2:16.6 | +0.5 | =2 | 2:16.6 | +0.5 | =2 | 9:23.5 | +0.0 | 1 | |
| | | | Descent 1 | 38.4 | +0.8 | 2 | 2:55.0 | +0.0 | 1 | 10:01.9 | +0.0 | 1 | |
| | | | Ascent 2 | 2:08.6 | +9.6 | 5 | 5:03.6 | +2.7 | 2 | 12:10.5 | +0.0 | 1 | |
| | | | Descent 2 | 1:02.5 | +2.4 | 4 | 6:06.1 | +3.7 | 2 | 13:13.0 | +0.0 | 1 | |
| | 3-1 | HARROP Emily | Ascent 1 | 2:57.3 | +0.0 | 1 | 2:57.3 | +0.0 | 1 | 16:10.3 | +0.0 | 1 | |
| | | | Descent 1 | 41.6 | +2.6 | 3 | 3:38.9 | +0.0 | 1 | 16:51.9 | +0.0 | 1 | |
| | | | Ascent 2 | 2:44.5 | +14.3 | 6 | 6:23.4 | +0.0 | 1 | 19:36.4 | +0.0 | 1 | |
| | | | Descent 2 | 1:13.2 | +10.5 | 8 | 7:36.6 | +8.5 | 2 | 20:49.6 | +0.0 | 1 | |
| | 3-2 | ANSELMET Thibault | Ascent 1 | 2:33.9 | +12.7 | 3 | 2:33.9 | +12.7 | 3 | 23:23.5 | +0.0 | 1 | |
| | | | Descent 1 | 39.6 | +0.0 | 1 | 3:13.5 | +10.7 | 3 | 24:03.1 | +0.0 | 1 | |
| | | | Ascent 2 | 2:12.9 | +6.1 | 3 | 5:26.4 | +16.8 | 2 | 26:16.0 | +0.0 | 1 | |
| | | | Descent 2 | 41.44 | +0.00 | 1 | 6:07.84 | +13.60 | 2 | 26:57.44 | +0.00 | 1 | |
| 2 | 2 | Switzerland | | | | | | | 27:09.30 | +11.86 | | | |
| | 2-1 | FATTON Marianne | Ascent 1 | 2:58.9 | +7.8 | 5 | 2:58.9 | +7.8 | 5 | 2:58.9 | +7.8 | 5 | |
| | | | Descent 1 | 40.8 | +0.5 | 2 | 3:39.7 | +8.3 | 4 | 3:39.7 | +8.3 | 4 | |
| | | | Ascent 2 | 2:33.7 | +3.4 | 3 | 6:13.4 | +11.7 | 3 | 6:13.4 | +11.7 | 3 | |
| | | | Descent 2 | 1:03.0 | +0.0 | 1 | 7:16.4 | +9.5 | 2 | 7:16.4 | +9.5 | 2 | |
| | 2-2 | KISTLER Jon | Ascent 1 | 2:25.1 | +9.0 | 6 | 2:25.1 | +9.0 | 6 | 9:41.5 | +18.0 | 2 | |
| | | | Descent 1 | 37.6 | +0.0 | 1 | 3:02.7 | +7.7 | 5 | 10:19.1 | +17.2 | 2 | |
| | | | Ascent 2 | 2:03.6 | +4.6 | 3 | 5:06.3 | +5.4 | 3 | 12:22.7 | +12.2 | 2 | |
| | | | Descent 2 | 1:00.1 | +0.0 | 1 | 6:06.4 | +4.0 | 3 | 13:22.8 | +9.8 | 2 | |
| | 2-1 | FATTON Marianne | Ascent 1 | 3:15.4 | +18.1 | 3 | 3:15.4 | +18.1 | 3 | 16:38.2 | +27.9 | 2 | |
| | | | Descent 1 | 39.8 | +0.8 | 2 | 3:55.2 | +16.3 | 2 | 17:18.0 | +26.1 | 2 | |
| | | | Ascent 2 | 2:30.2 | +0.0 | 1 | 6:25.4 | +2.0 | 2 | 19:48.2 | +11.8 | 2 | |
| | | | Descent 2 | 1:02.7 | +0.0 | 1 | 7:28.1 | +0.0 | 1 | 20:50.9 | +1.3 | 2 | |
| | 2-2 | KISTLER Jon | Ascent 1 | 2:43.1 | +21.9 | 6 | 2:43.1 | +21.9 | 6 | 23:34.0 | +10.5 | 2 | |
| | | | Descent 1 | 40.4 | +0.8 | 2 | 3:23.5 | +20.7 | 6 | 24:14.4 | +11.3 | 2 | |
| | | | Ascent 2 | 2:13.2 | +6.4 | 4 | 5:36.7 | +27.1 | 5 | 26:27.6 | +11.6 | 2 | |
| | | | Descent 2 | 41.70 | +0.26 | 3 | 6:18.40 | +24.16 | 5 | 27:09.30 | +11.86 | 2 | |
| 3 | 1 | Spain | | | | | | | 27:23.94 | +26.50 | +0:03 | | |
| | 1-1 | ALONSO RODRIGUEZ Ana | Ascent 1 | 2:59.4 | +8.3 | 7 | 2:59.4 | +8.3 | 7 | 2:59.4 | +8.3 | 7 | |
| | | | Descent 1 | 42.6 | +2.3 | 6 | 3:42.0 | +10.6 | 6 | 3:42.0 | +10.6 | 6 | |
| | | | Ascent 2 | 2:30.5 | +0.2 | 2 | 6:12.5 | +10.8 | 2 | 6:12.5 | +10.8 | 2 | |
| | | | Descent 2 | 1:11.7 | +8.7 | 7 | 7:24.2 | +17.3 | 4 | 7:24.2 | +17.3 | 4 | |
| | 1-2 | CARDONA COLL Oriol | Ascent 1 | 2:22.7 | +6.6 | 4 | 2:22.7 | +6.6 | 4 | 9:46.9 | +23.4 | 3 | |
| | | | Descent 1 | 39.2 | +1.6 | 3 | 3:01.9 | +6.9 | 4 | 10:26.1 | +24.2 | 3 | |
| | | | Ascent 2 | 1:59.0 | +0.0 | 1 | 5:00.9 | +0.0 | 1 | 12:25.1 | +14.6 | 3 | |
| | | | Descent 2 | 1:01.5 | +1.4 | 2 | 6:02.4 | +0.0 | 1 | 13:26.6 | +13.6 | 3 | |
| | 1-1 | ALONSO RODRIGUEZ Ana | Ascent 1 | 3:20.3 | +23.0 | 6 | 3:20.3 | +23.0 | 6 | 16:46.9 | +36.6 | 3 | |
| | | | Descent 1 | 42.7 | +3.7 | 6 | 4:03.0 | +24.1 | 6 | 17:29.6 | +37.7 | 3 | |
| | | | Ascent 2 | 2:48.9 | +18.7 | 7 | 6:51.9 | +28.5 | 6 | 20:18.5 | +42.1 | 3 | |
| | | | Descent 2 | 1:11.2 | +8.5 | 5 | 8:03.1 | +35.0 | 7 | 21:29.7 | +40.1 | 5 | |
| | 1-2 | CARDONA COLL Oriol | Ascent 1 | 2:21.2 | +0.0 | 1 | 2:21.2 | +0.0 | 1 | 23:50.9 | +27.4 | 3 | |
| | | | Descent 1 | 41.6 | +2.0 | 6 | 3:02.8 | +0.0 | 1 | 24:32.5 | +29.4 | 3 | |
| | | | Ascent 2 | 2:06.8 | +0.0 | 1 | 5:09.6 | +0.0 | 1 | 26:39.3 | +23.3 | 3 | |
| | | | Descent 2 | 44.64 | +3.20 | 9 | 5:54.24 | +0.00 | 1 | 27:23.94 | +26.50 | 3 | |



Race Analysis

Analisi della gara / Analyse de la course

| Rank | Bib | NOC | Section | | | Lap | | | Total | | | Penalty | |
|----------|----------|---------------------------------|-----------|--------|-------|------|---------|--------|-----------------|-----------------|----------|----------|--|
| | | | Time | Behind | Rk | Time | Behind | Rk | Time | Behind | Rk | | |
| 4 | 9 | United States of America | | | | | | | 27:40.43 | +42.99 | | | |
| | 9-1 | GIBSON Anna | Ascent 1 | 3:00.8 | +9.7 | 8 | 3:00.8 | +9.7 | 8 | 3:00.8 | +9.7 | 8 | |
| | | | Descent 1 | 41.7 | +1.4 | 4 | 3:42.5 | +11.1 | 7 | 3:42.5 | +11.1 | 7 | |
| | | | Ascent 2 | 2:35.4 | +5.1 | 4 | 6:17.9 | +16.2 | 6 | 6:17.9 | +16.2 | 6 | |
| | | | Descent 2 | 1:08.9 | +5.9 | 4 | 7:26.8 | +19.9 | 5 | 7:26.8 | +19.9 | 5 | |
| | 9-2 | SMITH Cameron | Ascent 1 | 2:31.1 | +15.0 | 8 | 2:31.1 | +15.0 | 8 | 9:57.9 | +34.4 | 7 | |
| | | | Descent 1 | 42.3 | +4.7 | =9 | 3:13.4 | +18.4 | 8 | 10:40.2 | +38.3 | 7 | |
| | | | Ascent 2 | 2:01.8 | +2.8 | 2 | 5:15.2 | +14.3 | 7 | 12:42.0 | +31.5 | 5 | |
| | | | Descent 2 | 1:02.0 | +1.9 | 3 | 6:17.2 | +14.8 | 4 | 13:44.0 | +31.0 | 4 | |
| | 9-1 | GIBSON Anna | Ascent 1 | 3:14.1 | +16.8 | 2 | 3:14.1 | +16.8 | 2 | 16:58.1 | +47.8 | 4 | |
| | | | Descent 1 | 42.6 | +3.6 | 5 | 3:56.7 | +17.8 | 4 | 17:40.7 | +48.8 | 4 | |
| | | | Ascent 2 | 2:40.3 | +10.1 | 3 | 6:37.0 | +13.6 | 3 | 20:21.0 | +44.6 | 4 | |
| | | | Descent 2 | 1:04.7 | +2.0 | 3 | 7:41.7 | +13.6 | 3 | 21:25.7 | +36.1 | 3 | |
| | 9-2 | SMITH Cameron | Ascent 1 | 2:39.1 | +17.9 | 5 | 2:39.1 | +17.9 | 5 | 24:04.8 | +41.3 | 4 | |
| | | | Descent 1 | 42.2 | +2.6 | 8 | 3:21.3 | +18.5 | 5 | 24:47.0 | +43.9 | 4 | |
| | | | Ascent 2 | 2:10.9 | +4.1 | 2 | 5:32.2 | +22.6 | 4 | 26:57.9 | +41.9 | 4 | |
| | | | Descent 2 | 42.53 | +1.09 | 5 | 6:14.73 | +20.49 | 4 | 27:40.43 | +42.99 | 4 | |
| 5 | 5 | Italy | | | | | | | 27:57.64 | +1:00.20 | | | |
| | 5-1 | de SILVESTRO Alba | Ascent 1 | 2:57.6 | +6.5 | 3 | 2:57.6 | +6.5 | 3 | 2:57.6 | +6.5 | 3 | |
| | | | Descent 1 | 41.6 | +1.3 | 3 | 3:39.2 | +7.8 | =2 | 3:39.2 | +7.8 | =2 | |
| | | | Ascent 2 | 2:36.9 | +6.6 | 5 | 6:16.1 | +14.4 | 4 | 6:16.1 | +14.4 | 4 | |
| | | | Descent 2 | 1:05.9 | +2.9 | 3 | 7:22.0 | +15.1 | 3 | 7:22.0 | +15.1 | 3 | |
| | 5-2 | BOSCACCI Michele | Ascent 1 | 2:25.9 | +9.8 | 7 | 2:25.9 | +9.8 | 7 | 9:47.9 | +24.4 | 4 | |
| | | | Descent 1 | 41.5 | +3.9 | 7 | 3:07.4 | +12.4 | 7 | 10:29.4 | +27.5 | 4 | |
| | | | Ascent 2 | 2:09.5 | +10.5 | 6 | 5:16.9 | +16.0 | 8 | 12:38.9 | +28.4 | 4 | |
| | | | Descent 2 | 1:05.9 | +5.8 | 6 | 6:22.8 | +20.4 | 7 | 13:44.8 | +31.8 | 5 | |
| | 5-1 | de SILVESTRO Alba | Ascent 1 | 3:17.1 | +19.8 | 4 | 3:17.1 | +19.8 | 4 | 17:01.9 | +51.6 | 5 | |
| | | | Descent 1 | 39.0 | +0.0 | 1 | 3:56.1 | +17.2 | 3 | 17:40.9 | +49.0 | 5 | |
| | | | Ascent 2 | 2:42.3 | +12.1 | 4 | 6:38.4 | +15.0 | 4 | 20:23.2 | +46.8 | 5 | |
| | | | Descent 2 | 1:03.4 | +0.7 | 2 | 7:41.8 | +13.7 | 4 | 21:26.6 | +37.0 | 4 | |
| | 5-2 | BOSCACCI Michele | Ascent 1 | 2:47.9 | +26.7 | 8 | 2:47.9 | +26.7 | 8 | 24:14.5 | +51.0 | 5 | |
| | | | Descent 1 | 41.2 | +1.6 | 3 | 3:29.1 | +26.3 | 7 | 24:55.7 | +52.6 | 5 | |
| | | | Ascent 2 | 2:20.3 | +13.5 | 6 | 5:49.4 | +39.8 | 6 | 27:16.0 | +1:00.0 | 5 | |
| | | | Descent 2 | 41.64 | +0.20 | 2 | 6:31.04 | +36.80 | 6 | 27:57.64 | +1:00.20 | 5 | |
| 6 | 4 | Austria | | | | | | | 28:05.12 | +1:07.68 | | | |
| | 4-1 | HIEMER Johanna | Ascent 1 | 2:58.4 | +7.3 | 4 | 2:58.4 | +7.3 | 4 | 2:58.4 | +7.3 | 4 | |
| | | | Descent 1 | 42.0 | +1.7 | 5 | 3:40.4 | +9.0 | 5 | 3:40.4 | +9.0 | 5 | |
| | | | Ascent 2 | 2:37.3 | +7.0 | 6 | 6:17.7 | +16.0 | 5 | 6:17.7 | +16.0 | 5 | |
| | | | Descent 2 | 1:11.0 | +8.0 | 6 | 7:28.7 | +21.8 | 6 | 7:28.7 | +21.8 | 6 | |
| | 4-2 | VERBNJAK Paul | Ascent 1 | 2:24.4 | +8.3 | 5 | 2:24.4 | +8.3 | 5 | 9:53.1 | +29.6 | 6 | |
| | | | Descent 1 | 41.9 | +4.3 | 8 | 3:06.3 | +11.3 | 6 | 10:35.0 | +33.1 | 6 | |
| | | | Ascent 2 | 2:07.7 | +8.7 | 4 | 5:14.0 | +13.1 | 6 | 12:42.7 | +32.2 | 6 | |
| | | | Descent 2 | 1:07.6 | +7.5 | 7 | 6:21.6 | +19.2 | 5 | 13:50.3 | +37.3 | 6 | |
| | 4-1 | HIEMER Johanna | Ascent 1 | 3:17.3 | +20.0 | 5 | 3:17.3 | +20.0 | 5 | 17:07.6 | +57.3 | 6 | |
| | | | Descent 1 | 44.1 | +5.1 | 9 | 4:01.4 | +22.5 | 5 | 17:51.7 | +59.8 | 6 | |
| | | | Ascent 2 | 2:50.7 | +20.5 | 8 | 6:52.1 | +28.7 | 7 | 20:42.4 | +1:06.0 | 7 | |
| | | | Descent 2 | 1:10.1 | +7.4 | 4 | 8:02.2 | +34.1 | 6 | 21:52.5 | +1:02.9 | 6 | |
| | 4-2 | VERBNJAK Paul | Ascent 1 | 2:31.8 | +10.6 | 2 | 2:31.8 | +10.6 | 2 | 24:24.3 | +1:00.8 | 6 | |
| | | | Descent 1 | 41.3 | +1.7 | =4 | 3:13.1 | +10.3 | 2 | 25:05.6 | +1:02.5 | 6 | |
| | | | Ascent 2 | 2:17.4 | +10.6 | 5 | 5:30.5 | +20.9 | 3 | 27:23.0 | +1:07.0 | 6 | |
| | | | Descent 2 | 42.12 | +0.68 | 4 | 6:12.62 | +18.38 | 3 | 28:05.12 | +1:07.68 | 6 | |



Race Analysis

Analisi della gara / Analyse de la course

| Rank | Bib | NOC | | Section | | | Lap | | | Total | | | Penalty |
|----------|-----------|-----------------------------------|-----------|---------|--------|-----|---------|--------|----|-----------------|-----------------|-----------|---------|
| | | | | Time | Behind | Rk | Time | Behind | Rk | Time | Behind | Rk | |
| 7 | 6 | Germany | | | | | | | | 28:39.48 | +1:42.04 | | |
| | 6-1 | PALLER Tatjana | Ascent 1 | 2:54.4 | +3.3 | 2 | 2:54.4 | +3.3 | 2 | 2:54.4 | +3.3 | 2 | |
| | | | Descent 1 | 44.8 | +4.5 | 7 | 3:39.2 | +7.8 | =2 | 3:39.2 | +7.8 | =2 | |
| | | | Ascent 2 | 2:41.9 | +11.6 | 8 | 6:21.1 | +19.4 | 7 | 6:21.1 | +19.4 | 7 | |
| | | | Descent 2 | 1:13.2 | +10.2 | 9 | 7:34.3 | +27.4 | 7 | 7:34.3 | +27.4 | 7 | |
| | 6-2 | HOESCH Finn | Ascent 1 | 2:16.6 | +0.5 | =2 | 2:16.6 | +0.5 | =2 | 9:50.9 | +27.4 | 5 | |
| | | | Descent 1 | 39.4 | +1.8 | 4 | 2:56.0 | +1.0 | 2 | 10:30.3 | +28.4 | 5 | |
| | | | Ascent 2 | 2:17.7 | +18.7 | 8 | 5:13.7 | +12.8 | =4 | 12:48.0 | +37.5 | 7 | |
| | | | Descent 2 | 1:08.0 | +7.9 | 8 | 6:21.7 | +19.3 | 6 | 13:56.0 | +43.0 | 7 | |
| | 6-1 | PALLER Tatjana | Ascent 1 | 3:25.3 | +28.0 | 8 | 3:25.3 | +28.0 | 8 | 17:21.3 | +1:11.0 | 7 | |
| | | | Descent 1 | 43.6 | +4.6 | 7 | 4:08.9 | +30.0 | 8 | 18:04.9 | +1:13.0 | 7 | |
| | | | Ascent 2 | 2:36.7 | +6.5 | 2 | 6:45.6 | +22.2 | 5 | 20:41.6 | +1:05.2 | 6 | |
| | | | Descent 2 | 1:15.6 | +12.9 | 10 | 8:01.2 | +33.1 | 5 | 21:57.2 | +1:07.6 | 7 | |
| | 6-2 | HOESCH Finn | Ascent 1 | 2:38.5 | +17.3 | 4 | 2:38.5 | +17.3 | 4 | 24:35.7 | +1:12.2 | 7 | |
| | | | Descent 1 | 41.3 | +1.7 | =4 | 3:19.8 | +17.0 | 4 | 25:17.0 | +1:13.9 | 7 | |
| | | | Ascent 2 | 2:37.7 | +30.9 | 11 | 5:57.5 | +47.9 | 9 | 27:54.7 | +1:38.7 | 7 | |
| | | | Descent 2 | 44.78 | +3.34 | 10 | 6:42.28 | +48.04 | 9 | 28:39.48 | +1:42.04 | 7 | |
| 8 | 8 | People's Republic of China | | | | | | | | 29:21.66 | +2:24.22 | | |
| | 8-1 | CIDAN YUZHEN | Ascent 1 | 3:03.8 | +12.7 | 9 | 3:03.8 | +12.7 | 9 | 3:03.8 | +12.7 | 9 | |
| | | | Descent 1 | 51.9 | +11.6 | 12 | 3:55.7 | +24.3 | 10 | 3:55.7 | +24.3 | 10 | |
| | | | Ascent 2 | 2:52.4 | +22.1 | =10 | 6:48.1 | +46.4 | 10 | 6:48.1 | +46.4 | 10 | |
| | | | Descent 2 | 1:15.8 | +12.8 | 11 | 8:03.9 | +57.0 | 11 | 8:03.9 | +57.0 | 11 | |
| | 8-2 | BU LUER | Ascent 1 | 2:16.1 | +0.0 | 1 | 2:16.1 | +0.0 | 1 | 10:20.0 | +56.5 | 9 | |
| | | | Descent 1 | 40.8 | +3.2 | 6 | 2:56.9 | +1.9 | 3 | 11:00.8 | +58.9 | 9 | |
| | | | Ascent 2 | 2:16.8 | +17.8 | 7 | 5:13.7 | +12.8 | =4 | 13:17.6 | +1:07.1 | 8 | |
| | | | Descent 2 | 1:11.7 | +11.6 | 11 | 6:25.4 | +23.0 | 8 | 14:29.3 | +1:16.3 | 8 | |
| | 8-1 | CIDAN YUZHEN | Ascent 1 | 3:25.6 | +28.3 | 9 | 3:25.6 | +28.3 | 9 | 17:54.9 | +1:44.6 | 8 | |
| | | | Descent 1 | 42.3 | +3.3 | 4 | 4:07.9 | +29.0 | 7 | 18:37.2 | +1:45.3 | 8 | |
| | | | Ascent 2 | 2:53.1 | +22.9 | 9 | 7:01.0 | +37.6 | 9 | 21:30.3 | +1:53.9 | 8 | |
| | | | Descent 2 | 1:14.2 | +11.5 | 9 | 8:15.2 | +47.1 | 9 | 22:44.5 | +1:54.9 | 9 | |
| | 8-2 | BU LUER | Ascent 1 | 2:50.4 | +29.2 | 10 | 2:50.4 | +29.2 | 10 | 25:34.9 | +2:11.4 | 8 | |
| | | | Descent 1 | 42.3 | +2.7 | =9 | 3:32.7 | +29.9 | 10 | 26:17.2 | +2:14.1 | 8 | |
| | | | Ascent 2 | 2:21.7 | +14.9 | 7 | 5:54.4 | +44.8 | 7 | 28:38.9 | +2:22.9 | 8 | |
| | | | Descent 2 | 42.76 | +1.32 | 6 | 6:37.16 | +42.92 | 7 | 29:21.66 | +2:24.22 | 8 | |
| 9 | 11 | Poland | | | | | | | | 29:38.43 | +2:40.99 | | |
| | 11-1 | JANUSZYK Iwona | Ascent 1 | 2:59.3 | +8.2 | 6 | 2:59.3 | +8.2 | 6 | 2:59.3 | +8.2 | 6 | |
| | | | Descent 1 | 45.8 | +5.5 | 9 | 3:45.1 | +13.7 | 8 | 3:45.1 | +13.7 | 8 | |
| | | | Ascent 2 | 2:40.6 | +10.3 | 7 | 6:25.7 | +24.0 | 8 | 6:25.7 | +24.0 | 8 | |
| | | | Descent 2 | 1:11.8 | +8.8 | 8 | 7:37.5 | +30.6 | 8 | 7:37.5 | +30.6 | 8 | |
| | 11-2 | ELANTKOWSKI Jan | Ascent 1 | 2:39.2 | +23.1 | 9 | 2:39.2 | +23.1 | 9 | 10:16.7 | +53.2 | 8 | |
| | | | Descent 1 | 42.3 | +4.7 | =9 | 3:21.5 | +26.5 | 9 | 10:59.0 | +57.1 | 8 | |
| | | | Ascent 2 | 2:28.7 | +29.7 | 11 | 5:50.2 | +49.3 | 10 | 13:27.7 | +1:17.2 | 9 | |
| | | | Descent 2 | 1:09.8 | +9.7 | 9 | 7:00.0 | +57.6 | 10 | 14:37.5 | +1:24.5 | 9 | |
| | 11-1 | JANUSZYK Iwona | Ascent 1 | 3:24.8 | +27.5 | 7 | 3:24.8 | +27.5 | 7 | 18:02.3 | +1:52.0 | 9 | |
| | | | Descent 1 | 44.9 | +5.9 | 11 | 4:09.7 | +30.8 | 9 | 18:47.2 | +1:55.3 | 9 | |
| | | | Ascent 2 | 2:44.0 | +13.8 | 5 | 6:53.7 | +30.3 | 8 | 21:31.2 | +1:54.8 | 9 | |
| | | | Descent 2 | 1:13.0 | +10.3 | 7 | 8:06.7 | +38.6 | 8 | 22:44.2 | +1:54.6 | 8 | |
| | 11-2 | ELANTKOWSKI Jan | Ascent 1 | 2:52.0 | +30.8 | 11 | 2:52.0 | +30.8 | 11 | 25:36.2 | +2:12.7 | 9 | |
| | | | Descent 1 | 42.3 | +2.7 | =9 | 3:34.3 | +31.5 | 11 | 26:18.5 | +2:15.4 | 9 | |
| | | | Ascent 2 | 2:34.1 | +27.3 | 10 | 6:08.4 | +58.8 | 11 | 28:52.6 | +2:36.6 | 9 | |
| | | | Descent 2 | 45.83 | +4.39 | 12 | 6:54.23 | +59.99 | 11 | 29:38.43 | +2:40.99 | 9 | |



Race Analysis

Analisi della gara / Analyse de la course

| Rank | Bib | NOC | | Section | | | Lap | | | Total | | | Penalty |
|-----------|-----------|------------------|-----------|-----------|--------|-------|------|---------|----------|-----------------|-----------------|--------------|-----------|
| | | | | Time | Behind | Rk | Time | Behind | Rk | Time | Behind | Rk | |
| 10 | 7 | Norway | | | | | | | | 30:11.33 | +3:13.89 | +0:03 | |
| | 7-1 | WALDAL | Ida | Ascent 1 | 3:08.3 | +17.2 | 10 | 3:08.3 | +17.2 | 10 | 3:08.3 | +17.2 | 10 |
| | | | | Descent 1 | 46.8 | +6.5 | 10 | 3:55.1 | +23.7 | 9 | 3:55.1 | +23.7 | 9 |
| | | | | Ascent 2 | 2:52.4 | +22.1 | =10 | 6:47.5 | +45.8 | 9 | 6:47.5 | +45.8 | 9 |
| | | | | Descent 2 | 1:14.2 | +11.2 | 10 | 8:01.7 | +54.8 | 10 | 8:01.7 | +54.8 | 10 |
| | 7-2 | KLETTE | Hans-Inge | Ascent 1 | 2:41.5 | +25.4 | 10 | 2:41.5 | +25.4 | 10 | 10:43.2 | +1:19.7 | 11 |
| | | | | Descent 1 | 40.1 | +2.5 | 5 | 3:21.6 | +26.6 | 10 | 11:23.3 | +1:21.4 | 10 |
| | | | | Ascent 2 | 2:22.1 | +23.1 | 9 | 5:43.7 | +42.8 | 9 | 13:45.4 | +1:34.9 | 10 |
| | | | | Descent 2 | 1:04.5 | +4.4 | 5 | 6:48.2 | +45.8 | 9 | 14:49.9 | +1:36.9 | 10 |
| | 7-1 | WALDAL | Ida | Ascent 1 | 3:41.2 | +43.9 | 11 | 3:41.2 | +43.9 | 11 | 18:31.1 | +2:20.8 | 10 |
| | | | | Descent 1 | 44.7 | +5.7 | 10 | 4:25.9 | +47.0 | 11 | 19:15.8 | +2:23.9 | 10 |
| | | | | Ascent 2 | 2:56.2 | +26.0 | 10 | 7:22.1 | +58.7 | 11 | 22:12.0 | +2:35.6 | 10 |
| | | | | Descent 2 | 1:19.8 | +17.1 | 11 | 8:41.9 | +1:13.8 | 10 | 23:31.8 | +2:42.2 | 10 |
| | 7-2 | KLETTE | Hans-Inge | Ascent 1 | 2:49.0 | +27.8 | 9 | 2:49.0 | +27.8 | 9 | 26:20.8 | +2:57.3 | 10 |
| | | | | Descent 1 | 41.7 | +2.1 | 7 | 3:30.7 | +27.9 | 8 | 27:02.5 | +2:59.4 | 10 |
| | | | | Ascent 2 | 2:25.7 | +18.9 | 8 | 5:56.4 | +46.8 | 8 | 29:28.2 | +3:12.2 | 10 |
| | | | | Descent 2 | 43.13 | +1.69 | 7 | 6:39.53 | +45.29 | 8 | 30:11.33 | +3:13.89 | 10 |
| 11 | 10 | Slovakia | | | | | | | | 30:36.23 | +3:38.79 | | |
| | 10-1 | JAGERCIKOVA | Marianna | Ascent 1 | 3:14.1 | +23.0 | 12 | 3:14.1 | +23.0 | 12 | 3:14.1 | +23.0 | 12 |
| | | | | Descent 1 | 45.2 | +4.9 | 8 | 3:59.3 | +27.9 | 11 | 3:59.3 | +27.9 | 11 |
| | | | | Ascent 2 | 2:50.0 | +19.7 | 9 | 6:49.3 | +47.6 | 11 | 6:49.3 | +47.6 | 11 |
| | | | | Descent 2 | 1:09.8 | +6.8 | 5 | 7:59.1 | +52.2 | 9 | 7:59.1 | +52.2 | 9 |
| | 10-2 | SIARNIK | Jakub | Ascent 1 | 2:43.2 | +27.1 | 11 | 2:43.2 | +27.1 | 11 | 10:42.3 | +1:18.8 | 10 |
| | | | | Descent 1 | 44.6 | +7.0 | 11 | 3:27.8 | +32.8 | 11 | 11:26.9 | +1:25.0 | 11 |
| | | | | Ascent 2 | 2:24.8 | +25.8 | 10 | 5:52.6 | +51.7 | 11 | 13:51.7 | +1:41.2 | 11 |
| | | | | Descent 2 | 1:11.2 | +11.1 | 10 | 7:03.8 | +1:01.4 | 11 | 15:02.9 | +1:49.9 | 11 |
| | 10-1 | JAGERCIKOVA | Marianna | Ascent 1 | 3:47.7 | +50.4 | 12 | 3:47.7 | +50.4 | 12 | 18:50.6 | +2:40.3 | 11 |
| | | | | Descent 1 | 43.8 | +4.8 | 8 | 4:31.5 | +52.6 | 12 | 19:34.4 | +2:42.5 | 11 |
| | | | | Ascent 2 | 3:02.3 | +32.1 | 11 | 7:33.8 | +1:10.4 | 12 | 22:36.7 | +3:00.3 | 11 |
| | | | | Descent 2 | 1:12.2 | +9.5 | 6 | 8:46.0 | +1:17.9 | 12 | 23:48.9 | +2:59.3 | 11 |
| | 10-2 | SIARNIK | Jakub | Ascent 1 | 2:46.4 | +25.2 | 7 | 2:46.4 | +25.2 | 7 | 26:35.3 | +3:11.8 | 11 |
| | | | | Descent 1 | 44.5 | +4.9 | 11 | 3:30.9 | +28.1 | 9 | 27:19.8 | +3:16.7 | 11 |
| | | | | Ascent 2 | 2:31.8 | +25.0 | 9 | 6:02.7 | +53.1 | 10 | 29:51.6 | +3:35.6 | 11 |
| | | | | Descent 2 | 44.63 | +3.19 | 8 | 6:47.33 | +53.09 | 10 | 30:36.23 | +3:38.79 | 11 |
| 12 | 12 | Australia | | | | | | | | 32:33.45 | +5:36.01 | +0:06 | |
| | 12-1 | HAMILTON | Lara | Ascent 1 | 3:10.4 | +19.3 | 11 | 3:10.4 | +19.3 | 11 | 3:10.4 | +19.3 | 11 |
| | | | | Descent 1 | 49.4 | +9.1 | 11 | 3:59.8 | +28.4 | 12 | 3:59.8 | +28.4 | 12 |
| | | | | Ascent 2 | 3:25.3 | +55.0 | 12 | 7:25.1 | +1:23.4 | 12 | 7:25.1 | +1:23.4 | 12 |
| | | | | Descent 2 | 1:26.4 | +23.4 | 12 | 8:51.5 | +1:44.6 | 12 | 8:51.5 | +1:44.6 | 12 |
| | 12-2 | BELLINGHAM | Phillip | Ascent 1 | 2:46.8 | +30.7 | 12 | 2:46.8 | +30.7 | 12 | 11:38.3 | +2:14.8 | 12 |
| | | | | Descent 1 | 45.4 | +7.8 | 12 | 3:32.2 | +37.2 | 12 | 12:23.7 | +2:21.8 | 12 |
| | | | | Ascent 2 | 2:47.0 | +48.0 | 12 | 6:19.2 | +1:18.3 | 12 | 15:10.7 | +3:00.2 | 12 |
| | | | | Descent 2 | 1:21.4 | +21.3 | 12 | 7:40.6 | +1:38.2 | 12 | 16:32.1 | +3:19.1 | 12 |
| | 12-1 | HAMILTON | Lara | Ascent 1 | 3:25.9 | +28.6 | 10 | 3:25.9 | +28.6 | 10 | 19:58.0 | +3:47.7 | 12 |
| | | | | Descent 1 | 46.9 | +7.9 | 12 | 4:12.8 | +33.9 | 10 | 20:44.9 | +3:53.0 | 12 |
| | | | | Ascent 2 | 3:07.1 | +36.9 | 12 | 7:19.9 | +56.5 | 10 | 23:52.0 | +4:15.6 | 12 |
| | | | | Descent 2 | 1:24.1 | +21.4 | 12 | 8:44.0 | +1:15.9 | 11 | 25:16.1 | +4:26.5 | 12 |
| | 12-2 | BELLINGHAM | Phillip | Ascent 1 | 2:59.5 | +38.3 | 12 | 2:59.5 | +38.3 | 12 | 28:15.6 | +4:52.1 | 12 |
| | | | | Descent 1 | 44.8 | +5.2 | 12 | 3:44.3 | +41.5 | 12 | 29:00.4 | +4:57.3 | 12 |
| | | | | Ascent 2 | 2:48.2 | +41.4 | 12 | 6:32.5 | +1:22.9 | 12 | 31:48.6 | +5:32.6 | 12 |
| | | | | Descent 2 | 44.85 | +3.41 | 11 | 7:17.35 | +1:23.11 | 12 | 32:33.45 | +5:36.01 | 12 |



Race Analysis

Analisi della gara / Analyse de la course

Jury Decisions

| Penalty | | | | |
|---------|--------------------|-----|---------------------------------------|-----------|
| 1-1 | ALONSO RODRIGUEZ A | ESP | A3 - Technical error (+0:03) | Descent 2 |
| 7-1 | WALDAL Ida | NOR | A3 - Technical error (+0:03) | Descent 2 |
| 12-1 | HAMILTON Lara | AUS | C10 - Incorrect skins storage (+0:03) | Ascent 2 |
| | | | C10 - Incorrect skins storage (+0:03) | Ascent 2 |

Note:
Please refer to ISMF Sporting Rules for offences and penalties.

Legend:
= Equal sign indicates that two or more athletes share the same rank **Rk** Rank



Entry List by NOC

Lista di Partecipanti per NOC / Liste des inscriptions par CNO

As of FRI 20 FEB 2026

| NOC | Gender | Event | Date of Birth |
|---|--------|-----------------------------|---------------|
| AUS - Australia | | | |
| HAMILTON Lara | Female | Women's Sprint, Mixed Relay | 10 JUN 1998 |
| BELLINGHAM Phillip | Male | Men's Sprint, Mixed Relay | 24 FEB 1991 |
| AUT - Austria | | | |
| HIEMER Johanna | Female | Women's Sprint, Mixed Relay | 26 FEB 1995 |
| VERBNJAK Paul | Male | Men's Sprint, Mixed Relay | 10 DEC 2001 |
| BEL - Belgium | | | |
| DRION du CHAPOIS Maximilien | Male | Men's Sprint | 28 SEP 1997 |
| CHN - People's Republic of China | | | |
| CIDAN YUZHEN | Female | Women's Sprint, Mixed Relay | 10 SEP 2006 |
| BU LUER | Male | Men's Sprint, Mixed Relay | 21 DEC 2005 |
| ESP - Spain | | | |
| ALONSO RODRIGUEZ Ana | Female | Women's Sprint, Mixed Relay | 7 DEC 1994 |
| COSTA DIEZ Maria | Female | Women's Sprint | 28 NOV 2002 |
| CARDONA COLL Oriol | Male | Men's Sprint, Mixed Relay | 7 OCT 1994 |
| FERRER MARTINEZ Ot | Male | Men's Sprint | 25 MAR 2002 |
| FRA - France | | | |
| HARROP Emily | Female | Women's Sprint, Mixed Relay | 27 SEP 1997 |
| RAVINEL Margot | Female | Women's Sprint | 7 JUN 2002 |
| ANSELMET Thibault | Male | Men's Sprint, Mixed Relay | 2 NOV 1997 |
| GINER DALMASSO Pablo | Male | Men's Sprint | 1 JUN 2001 |
| GER - Germany | | | |
| EURINGER Helena | Female | Women's Sprint | 25 MAY 2006 |
| PALLER Tatjana | Female | Women's Sprint, Mixed Relay | 7 SEP 1995 |
| HOESCH Finn | Male | Men's Sprint, Mixed Relay | 21 JAN 2003 |
| ITA - Italy | | | |
| de SILVESTRO Alba | Female | Women's Sprint, Mixed Relay | 3 OCT 1995 |
| MURADA Giulia | Female | Women's Sprint | 3 JUL 1998 |
| BOSCACCI Michele | Male | Men's Sprint, Mixed Relay | 4 JAN 1990 |
| NOR - Norway | | | |
| WALDAL Ida | Female | Women's Sprint, Mixed Relay | 18 JUN 2004 |
| KLETTE Hans-Inge | Male | Men's Sprint, Mixed Relay | 17 AUG 1997 |
| LODOEN Trym Dalset | Male | Men's Sprint | 22 AUG 2002 |



Entry List by NOC

Lista di Partecipanti per NOC / Liste des inscriptions par CNO

As of FRI 20 FEB 2026

| NOC | Gender | Event | Date of Birth |
|---------------------------------------|--------|-----------------------------|---------------|
| POL - Poland | | | |
| JANUSZYK Iwona | Female | Women's Sprint, Mixed Relay | 11 SEP 1992 |
| ELANTKOWSKI Jan | Male | Men's Sprint, Mixed Relay | 23 AUG 2000 |
| SUI - Switzerland | | | |
| FATTON Marianne | Female | Women's Sprint, Mixed Relay | 16 DEC 1995 |
| ULRICH Caroline | Female | Women's Sprint | 28 FEB 2002 |
| KISTLER Jon | Male | Men's Sprint, Mixed Relay | 25 JUN 2003 |
| LIETHA Arno | Male | Men's Sprint | 20 NOV 1998 |
| SVK - Slovakia | | | |
| CULLY Rebeka | Female | Women's Sprint | 7 SEP 1995 |
| JAGERCIKOVA Marianna | Female | Women's Sprint, Mixed Relay | 9 SEP 1985 |
| SIARNIK Jakub | Male | Men's Sprint, Mixed Relay | 14 NOV 1994 |
| USA - United States of America | | | |
| GIBSON Anna | Female | Women's Sprint, Mixed Relay | 7 MAY 1999 |
| SMITH Cameron | Male | Men's Sprint, Mixed Relay | 18 SEP 1995 |
| AIN - AIN | | | |
| FILIPPOV Nikita | Male | Men's Sprint | 22 NOV 2002 |



Number of Entries by NOC

Numero di Partecipanti per NOC / Nombre d'inscriptions par CNO

As of WED 18 FEB 2026

| NOC | Men | Women | Total |
|----------------------------------|-----------|-----------|-----------|
| AUS - Australia | 1 | 1 | 2 |
| AUT - Austria | 1 | 1 | 2 |
| BEL - Belgium | 1 | | 1 |
| CHN - People's Republic of China | 1 | 1 | 2 |
| ESP - Spain | 2 | 2 | 4 |
| FRA - France | 2 | 2 | 4 |
| GER - Germany | 1 | 2 | 3 |
| ITA - Italy | 1 | 2 | 3 |
| NOR - Norway | 2 | 1 | 3 |
| POL - Poland | 1 | 1 | 2 |
| SUI - Switzerland | 2 | 2 | 4 |
| SVK - Slovakia | 1 | 2 | 3 |
| USA - United States of America | 1 | 1 | 2 |
| AIN - AIN | 1 | | 1 |
| Total: 14 | 18 | 18 | 36 |



Competition Officials

Ufficiali di gara / Officiels de compétition
As of FRI 30 JAN 2026

| Function | Name | Organisation |
|------------------------------|---|---|
| IF Delegate: | GRUBER Josef | ISMF |
| ISMF Jury President: | MONTERO Oriol | ISMF |
| LOC Race Director: | FOLINI Maurizio | ITA - Italy |
| ISMF Referees: | STROJNY Monika MODEREGGER Gabriele LECLERCQ Youri YANG Xiufeng | POL - Poland GER - Germany FRA - France CHN - People's Republic of China |
| ISMF Ranking Manager: | MANSIOT Olivier | ISMF |
| Head of ISMF Office: | AVAGNINA Giulia | ISMF |
| Technical Assistant: | MOTTINI Stefano | ISMF |



Competition Schedule

Calendario delle gare / Horaires de compétition

As of SUN 28 DEC 2025

| Date | Start Time | Event |
|------------|------------|-----------------------------|
| THU 19 FEB | 9:50 | Women's Sprint - Heats |
| | 10:30 | Men's Sprint - Heats |
| | 12:55 | Women's Sprint - Semifinals |
| | 13:25 | Men's Sprint - Semifinals |
| | 13:55 | Women's Sprint - Final |
| | 14:15 | Men's Sprint - Final |
| SAT 21 FEB | 13:30 | Mixed Relay |

Note:
Please check online for more details and the latest updates.



Stelvio Ski Centre

SKI MOUNTAINEERING

Course map and profile

Men's Sprint

Women's Sprint

1200m
Start altitude

1200m
Finish altitude

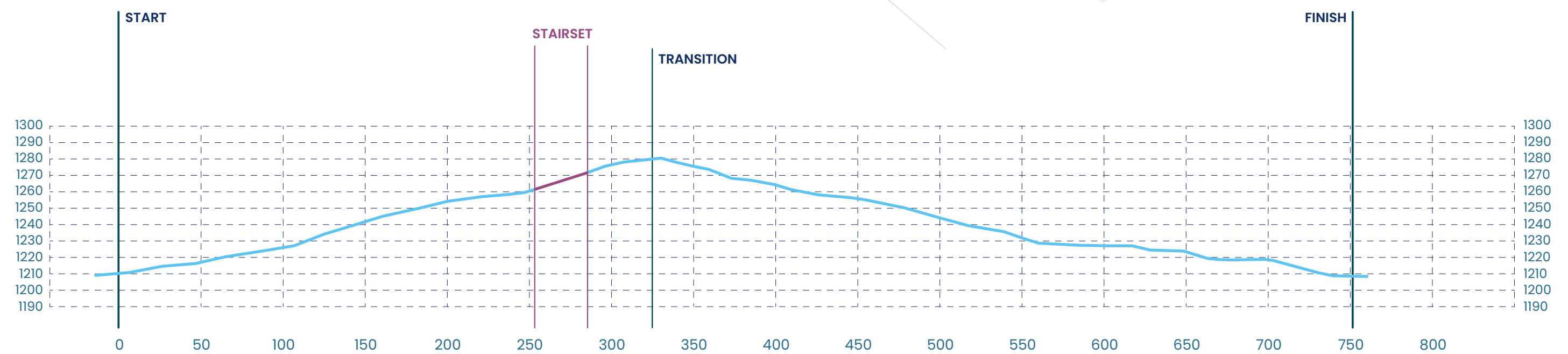
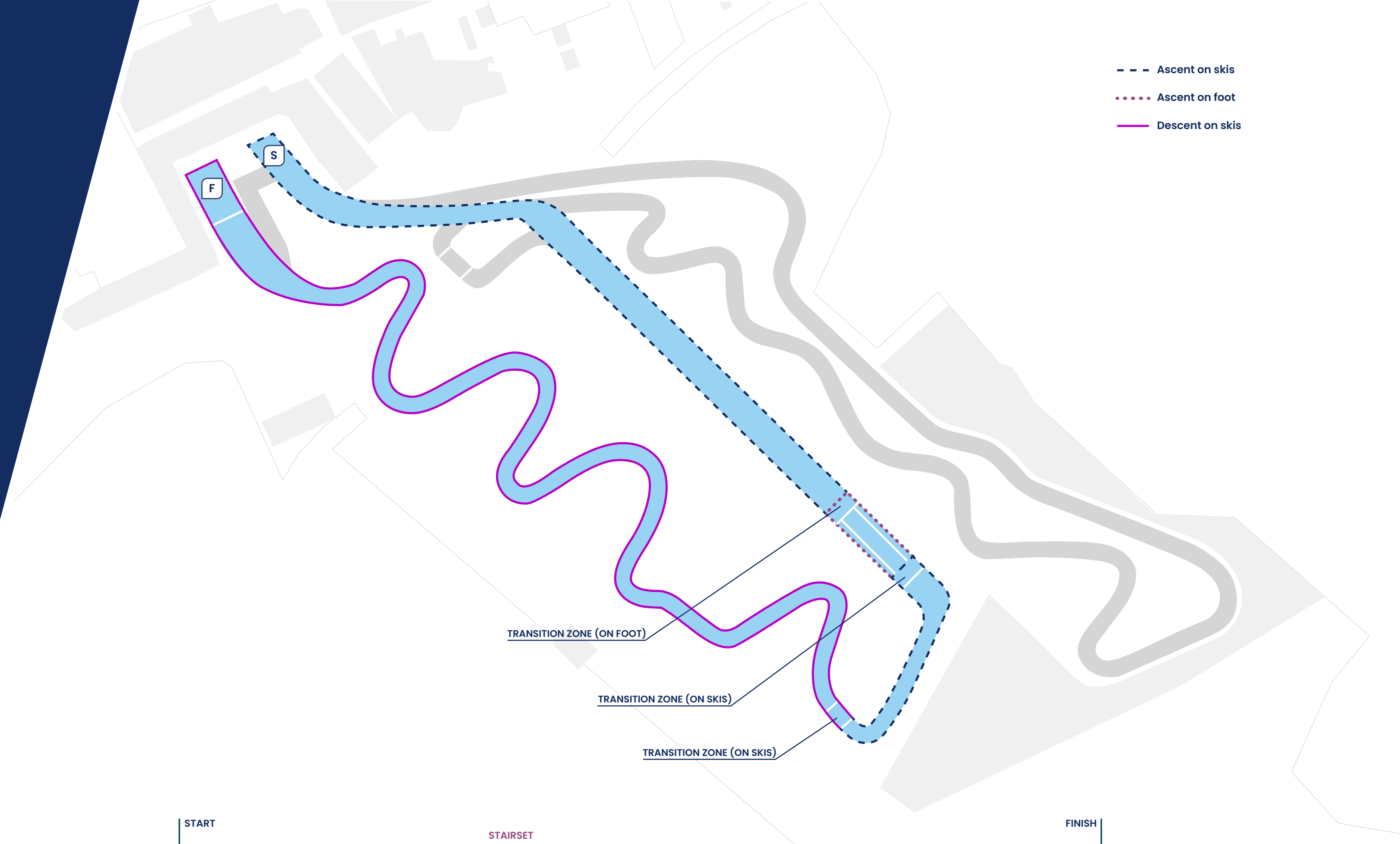
65m
Total ascent

725m
Course length

1265m
Maximum height

S Start
F Finish

--- Ascent on skis
..... Ascent on foot
— Descent on skis





Stelvio Ski Centre

SKI MOUNTAINEERING

Course map and profile

Mixed Relay

1210m
Start altitude

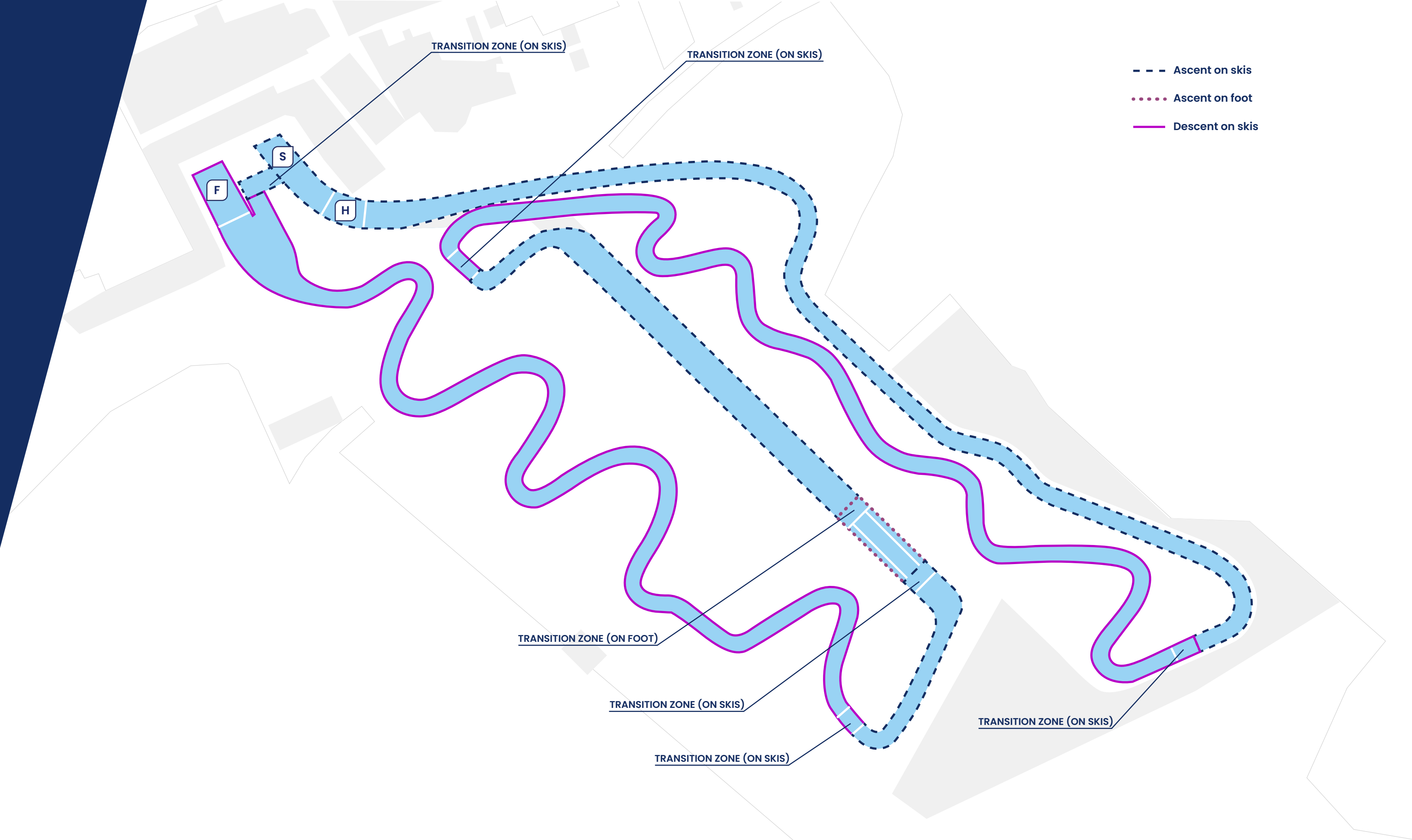
137m
Total ascent

1292m
Maximum height

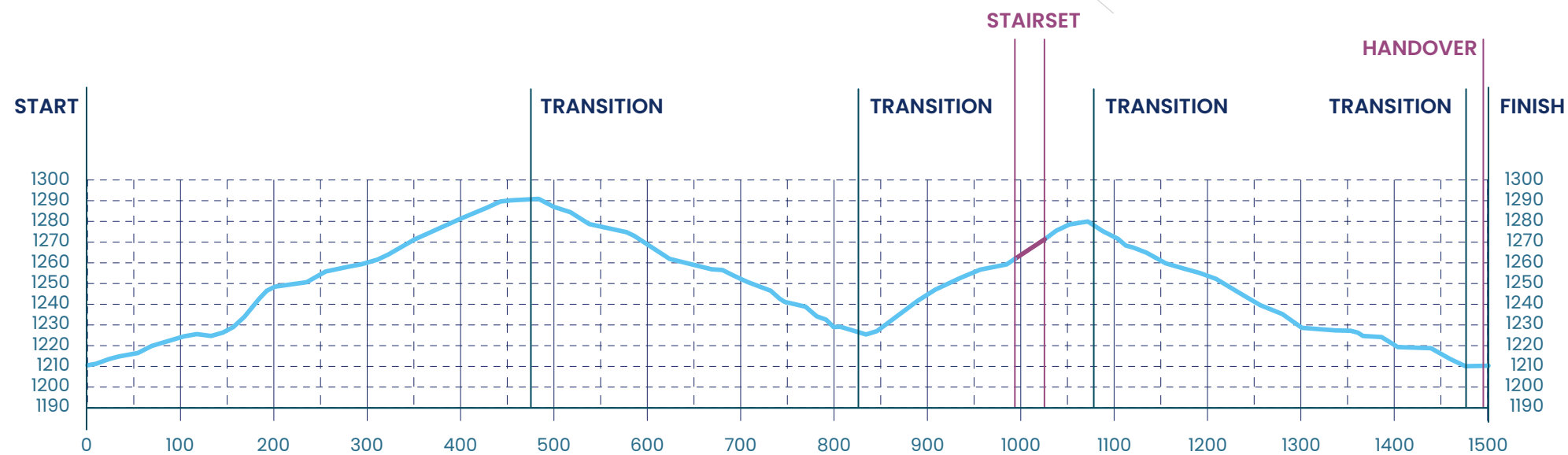
1210m
Finish altitude

1410m
Course length

- S** Start
- F** Finish
- H** Hand over zone



- Ascent on skis
- Ascent on foot
- Descent on skis





Sport Terminology

Terminologia sportiva / Terminologie du sport
As of FRI 30 JAN 2026

| Term | Definition |
|--------------|--|
| Backpacks | Backpacks are a special equipment used in Ski Mountaineering to carry supplementary clothing, nutrition and specific equipment like crampons, safety gear (probe and shovel) and/or skis. Skis need to be attached on two fixations on the backpack. The manipulation of attaching and detaching skis is handled by the athletes within four to five seconds. |
| Bindings | Specialized ski mountaineering bindings are designed to support both ascending and descending with maximum efficiency. They offer: <ul style="list-style-type: none"> • free heel movement for ascents, allowing natural walking and running motion; • locked heel for descents, providing stability and control when skiing down; • lightweight construction, optimized for easy handling and quick transitions. |
| Boots | Boots in Ski Mountaineering are very light and made out of light composite materials. Fixation is performed with one lever only, thus the transition from ascent into descent mode can be done very fast and easily. The minimum weight for men is 500 grams and for women 450 grams. |
| Diamond zone | A diamond-shaped course section sometimes used in sprint and mixed relay races to replicate the traditional zig-zag ascent on steep slopes, requiring athletes to perform precise kick-turns and demonstrate technical skill. Power zones between those diamond sections allow overtaking other athletes. |
| Descent | Descent is when the athletes are skiing down the slope. During the descent the athletes have to cope with different challenges like gates, steep curves, moguls, jumps or similar. |
| Foot part | Foot part is a special section during the race where the athlete has to attach the skis on the backpack and run uphill carrying his skis. This kind of movement has its origin from off-piste ski mountaineering when athletes have to walk up couloirs. |
| Handover | Handover is done between each lap by touching the body including the backpack (not the poles) of the other athletes. One lap consists of two loops (each loop with one ascent and one descent). The handover is performed three times during the mixed relay before the last athlete advances to the finish line. |
| Helmets | Helmets are compulsory to protect the athletes in the case of accidents, especially providing protection when the head touches the hard or icy snow. The helmets need to be certified and fixed with a chin strap. |
| Kick-turn | A kick turn allows a skier to change direction while ascending a slope, especially when too steep for wide or gradual turns. It is performed in a stationary position by lifting and pivoting the skis one at a time. |
| Mixed Relay | Mixed Relay is a team race with one female and one male athlete. In qualification each athlete completes one lap with two loops, each with one ascent and descent. In the final all teams start together and each athlete has to complete two laps. Before the handover skins must be put on again, usually three pairs of skins are used during one lap. One lap is completed within seven to eight minutes, the total race time is about 28 to 35 minutes. |
| Overtaking | Overtaking is allowed during any time of the race and in each section of the track. Therefore, the race progress is always very exciting as positions can change several times as each athlete has different capabilities. |



Sport Terminology

Terminologia sportiva / Terminologie du sport

As of FRI 30 JAN 2026

| Term | Definition |
|------------|---|
| Poles | Poles are made of composite materials which assures that this equipment is light and durable. Athletes can use their poles either with clew or click system integrated in their gloves. |
| Racesuits | Racesuits are made of very light and flexible material and fulfill manyfold requirements like carrying equipment like skins during the descent but also nutrition during the race. The main purpose is to protect the athlete during the cold winter conditions together with the lower clothing layers. |
| Skinning | Skinning Is the type of movement when the athletes are running uphill with their skis attached. Therefore, skins are required which prevent the skis from sliding backwards. |
| Skins | Skins stick underneath the skis and enable the athlete to walk or run up the mountain without sliding backwards. Different types of skins are used according to snow conditions. For transitions it is important to rip them off very easily to ensure fast manipulation. |
| Skis | Skis of Ski Mountaineering are very light, the length is minimum 160cm for men and 150cm for women and the minimum weight per ski with binding is 780 grams for men and 730 grams for women. |
| Sprint | Sprint is a very short race with one ascent and descent, during the ascent on skins there is a foot part with the skis on the backpack. You must be able to start very fast, keep the speed during the ascent, be able to make really fast transitions despite the enormous stress and ski down on a tricky descent with very light skiing equipment. |
| Transition | Transition is the manipulation of the athlete with his equipment when he is changing the type of movement. There are four types of transition: skinning to foot part (mount skis on backpack), foot part to skinning (detach skis from back and get into ski bindings), skinning to skiing (rip off skins and fix the ski binding and boot fixation) and skiing to skinning (release boot fixation and attach skins to the skis). |

Note:
For further information please consult: www.ismf-ski.org



MILANO CORTINA
2026

