



Ski Jumping
Salto con gli sci

RESULTS BOOK

RASSEGNA RISULTATI

VERSION HISTORY

VERSION	DATE	COMMENTS
1.0	16 FEB 2026	Created at the end of the SJP competition
2.0	22 FEB 2026	Created after uploading FIS Nordic Events Medal Standings Report v19.0



Competition Format and Rules

Formato e regole gara / Format et règlement des compétitions
As of FRI 30 JAN 2026

Olympic competition format

There are six ski jumping events at the Olympic Winter Games Milano Cortina 2026:

- Women's normal hill individual
- Men's normal hill individual
- Women's large hill individual
- Men's large hill individual
- Men's super team
- Mixed team

The men's super team event is usually held on the large hill (LH). The mixed team event takes place on the normal hill.

Official training

Official training consists of up to three sessions, with up to three rounds in each session (the provision of one round is mandatory). Training sessions apply for individual and team events.

Participation in official training is not mandatory.

Trial round

The trial round takes place before the first competition round.

Provision of the trial round is not mandatory. Participation in the trial round is not mandatory.

Individual events:

Competition consists of two scored rounds (1st round and final round). Based on the results of the 1st round, the 30 top-ranked athletes will advance to the final round.

Men's super team event:

Athletes are divided into two groups, with one athlete per NOC in each group, with bibs assigned to each NOC as follows group 1: 1-1, 2-1,... and group 2: 1-2, 2-2,...

Competition consists of three scored rounds (first, second and final round). Each group jumps in each round.

After the 1st round, only the top 12 teams progress to the 2nd round, from which the top eight teams will continue to the final round.

The start order in the 2nd round is the same as in the first, with the exception of those NOCs that did not qualify.

During the final round, the first group will start in reverse order of the team's rank after the 2nd round. The second group will start in reverse order of the final round ranking after the first group.

Mixed team event:

Competition consists of two scored rounds (1st round and final round).

Athletes are divided into four groups: women's, men's, women's, men's, starting in this order.

After the 1st round, only the top eight teams will continue to the final round.

During the final round:

- The first group will start in reverse order of the 1st round ranking
- The other groups will start in reverse order of the team's rank after the previous group



Competition Format and Rules

Formato e regole gara / Format et règlement des compétitions
As of FRI 30 JAN 2026

Differences between the FIS Nordic World Championships and the Olympic Winter Games

At the Olympic Winter Games, there is no ski-flying event.

Changes since the Olympic Winter Games Beijing 2022

Women's large hill individual and men's super team events have been included in the program and men's team event removed.

The qualification phase will not take place in the individual events.

Sport rules and procedures

Evaluation of a ski jumping competition

The overall score in ski jumping derives from the evaluation of the two competition rounds (first and final rounds).

The total number of points for one round is calculated as the sum of:

- Points for jumping distance (metres converted to distance points)
- Points for jumping performance (style points awarded by the jumping judges)
- Points for in-run length difference (metres converted to gate compensation points) and,
- Points for tangential wind speed and direction (metres per second converted to wind compensation points)

Distance points

A jump to the K-point (calculation point) is awarded 60 points. For jumps shorter or longer than the K-point, points are either subtracted or added to determine the final distance point calculation. Every metre above or below the K-point will be counted as 1.8 points for large hills and 2.0 points for normal hills. The distance to be awarded is measured from the edge of the take-off to the athlete's landing point on the slope, and is measured in increments of 0.5m.

Style points

For a perfect jump, an athlete can obtain a maximum of 20 points from each judge. The five jumping judges deduct points for faults during flight, landing and out-run. The highest and the lowest scores are then discarded. The maximum point deduction for faults during flight is 5.0 points, during the landing phase 5.0 points and the out-run 7.0 points.

Gate compensation points

A jump from the base gate (the round starting gate) is awarded zero gate compensation points. For jumps from a lower or a higher gate than the base gate, points are either added or subtracted to determine the total point calculation. The gate factor (points per metre) is calculated individually for each hill, as they are all constructed differently.

Wind compensation points

A jump which is made with the wind speed at the established base tangential wind speed is awarded zero wind compensation points. Jumps made with a higher or lower wind speed will have wind compensation points added or subtracted from their score depending on the wind direction. For jumps made with a negative tangential wind direction (less favourable wind conditions) wind compensation points are added. For jumps made with a positive tangential wind direction (more favourable wind conditions) wind compensation points are subtracted. The wind factor (points per metre per second) is calculated individually for each hill, as they are all constructed differently.

Example:

- For a jump of 125m on the large hill (LH), with a K-point of 120m, distance points are calculated as: $60.0 + (125 - 120) \times 1.8 = 60.0 + 5 \times 1.8 = 60.0 + 9.0 = 69.0$ points
- For style points: The judges scores are 17.0, 18.0, 18.5, 19.0 and 20.0. With the elimination of the lowest (17.0) and the highest (20.0) scores, the total style points are $18.0 + 18.5 + 19.0 = 55.5$ points.
- For gate compensation points, with an in-run length difference of 0.85m (lower gate) and with a gate factor of 7.42 points per metre, gate compensation points are calculated as: $0.85 \times 7.42 = 6.3$ points



Competition Format and Rules

Formato e regole gara / Format et règlement des compétitions

As of FRI 30 JAN 2026

- For wind compensation points, with a tangential wind of 0.39m per second (more favourable wind conditions) and with a wind factor of 9.26 points per metre per second, wind compensation points are calculated as: $0.39 \times -1 \times 9.26 = -3.6$ points
- Total points = distance points + style points + gate compensation points + wind compensation points $69.0 + 55.5 + 6.3 - 3.6 = 127.2$ points

Cancellation of rounds

The Jury reserves the right to restart a round based on safety or fairness. In such cases, the scores for all completed jumps are erased, and the starting point might be moved to another gate. In exceptional situations, if a final round is cancelled, results of the 1st round will stand as the final result.

Tiebreak rules

Athletes or teams with the same number of points will share the same rank.

For ties for the last qualifying rank in results of the 1st round, all tied athletes are qualified and will start in the next competition round.

Penalties/disqualification rules

The most common grounds for the disqualification of an athlete are arriving late at the start, violation of specific rules for competition equipment, using non-authorized help, exceeding the start control time, starting before the hill-clear signal, or intentionally delaying readiness to start.

Protests

Protests against the entry of an athlete must be delivered in writing to the competition secretary before the start of the competition.

Protests against the actions made by another athlete or an official during the competition must be made in writing to the competition secretary within 15 minutes of the completion of the competition. A verbal protest must be submitted to any Jury member within five minutes after the competition.

The Jury must consider the protests if they are made within the allowable time limit along with a sum of 100 Swiss francs or the amount of euro equivalent to the competition secretary.

Note:
For further information please consult: www.fis-ski.com



Medallists by Event
Medagliati per evento / Médaillés par épreuve

As of MON 16 FEB 2026 at 21:14

After 6 of 6 Events

Event	Date	Medal	Name	NOC Code
Women's Normal Hill Individual	SAT 7 FEB	GOLD	STROEM Anna Odine	NOR
		SILVER	PREVC Nika	SLO
		BRONZE	MARUYAMA Nozomi	JPN
Women's Large Hill Individual	SUN 15 FEB	GOLD	STROEM Anna Odine	NOR
		SILVER	KVANDAL Eirin Maria	NOR
		BRONZE	PREVC Nika	SLO
Men's Normal Hill Individual	MON 9 FEB	GOLD	RAIMUND Philipp	GER
		SILVER	TOMASIAK Kacper	POL
		BRONZE	NIKAIDO Ren	JPN
		BRONZE	DESCHWANDEN Gregor	SUI
Men's Large Hill Individual	SAT 14 FEB	GOLD	PREVC Domen	SLO
		SILVER	NIKAIDO Ren	JPN
		BRONZE	TOMASIAK Kacper	POL
Men's Super Team	MON 16 FEB	GOLD	HOERL Jan EMBACHER Stephan	AUT
		SILVER	WASEK Pawel TOMASIAK Kacper	POL
		BRONZE	FORFANG Johann Andre SUNDAL Kristoffer Eriksen	NOR
Mixed Team	TUE 10 FEB	GOLD	VODAN Nika LANISEK Anze PREVC Nika PREVC Domen	SLO
		SILVER	STROEM Anna Odine SUNDAL Kristoffer Eriksen KVANDAL Eirin Maria LINDVIK Marius	NOR
		BRONZE	MARUYAMA Nozomi KOBAYASHI Ryoyu TAKANASHI Sara NIKAIDO Ren	JPN



Medal Standings

Medagliere / Tableau des médailles

As of MON 16 FEB 2026 at 21:14

After 6 of 6 Events

Rank	NOC	Men				Women				Mixed				Total				Rank by Total
		G	S	B	Tot.	G	S	B	Tot.	G	S	B	Tot.	G	S	B	Tot.	
1	NOR - Norway			1	1	2	1		3		1		1	2	2	1	5	1
2	SLO - Slovenia	1			1		1	1	2	1			1	2	1	1	4	=2
3	AUT - Austria	1			1								1			1	=5	
3	GER - Germany	1			1								1			1	=5	
5	POL - Poland		2	1	3									2	1	3	4	
6	JPN - Japan		1	1	2			1	1			1	1		3	4	=2	
7	SUI - Switzerland			1	1										1	1	=5	
	Total:	3	3	4	10	2	2	2	6	1	1	1	3	6	6	7	19	

Note:
Rank by Total is calculated by the total number of gold, silver and bronze medals.

Legend:
= Equal sign indicates that two or more NOCs share the same rank by total **B** Bronze **G** Gold **S** Silver
Tot. Total

FIS Nordic Events Medal Standings
 Medagliere Eventi nordici della FIS
 Tableau des médailles - épreuves nordiques de la FIS

As of SUN 22 FEB 2026 at 13:13

After 21 of 21 events

Rank	NOC	Cross-Country Skiing				Ski Jumping				Nordic Combined				Total				Rank by Total
		G	S	B	Tot.	G	S	B	Tot.	G	S	B	Tot.	G	S	B	Tot.	
1	NOR - Norway	7	2	5	14	2	2	1	5	3			3	12	4	6	22	1
2	SWE - Sweden	5	4	1	10									5	4	1	10	2
3	SLO - Slovenia					2	1	1	4					2	1	1	4	=3
4	AUT - Austria					1			1		2	1	3	1	2	1	4	=3
5	GER - Germany			1	1	1			1					1		1	2	=11
6	FRA - France		3		3									3		3	=7	
7	POL - Poland						2	1	3					2	1	3	=7	
7	USA - United States of America		2	1	3									2	1	3	=7	
9	FIN - Finland			1	1						1	2	3		1	3	4	=3
9	JPN - Japan						1	3	4					1	3	4	=3	
11	SUI - Switzerland		1	1	2			1	1					1	2	3	=7	
12	ITA - Italy			2	2										2	2	=11	
Total:		12	12	12	36	6	6	7	19	3	3	3	9	21	21	22	64	

Note:
Rank by Total is calculated by the total number of gold, silver and bronze medals.

Legend:
 = Equal sign indicates that two or more NOCs share the same rank by total **B** Bronze **G** Gold **S** Silver
Tot. Total



Results
Risultati / Résultats

Hill Data / Calculation			
Hill Size HS (95%)	107m (101.5m)	Gate Factor	6.00 points per m
K-Point	98m	Wind Factors - Head/Tail	9.00 / 13.50 points per m/s
Metre Value	2.0 points per m		

Bib	Name	NOC Code	Round 1				Round 2				Round 3							
			Speed [km/h]	Dist. [m]	G/W Gate	Comp. [m/s]	Points	Speed [km/h]	Dist. [m]	G/W Gate	Comp. [m/s]	Points	Speed [km/h]	Dist. [m]	G/W Gate	Comp. [m/s]	Points	
			Rank	Rank	Points	Rank	Rank	Rank	Rank	Points	Rank	Rank	Points	Rank	Rank	Points	Rank	
1	JENCOVA Veronika	CZE	90.0	86.0	26	-1.52	56.5	87.8	80.0	22	-0.34	28.6	87.9	73.0	22	-0.69	19.3	
			2	=42		20.5	49	=32	49		4.6	49	=31	50		9.3	50	
2	MALSINER Jessica	ITA	90.2	92.5	26	-1.46	68.7	88.2	90.0	22	-0.31	48.2	88.2	93.5	22	-0.74	61.0	
			1	=14		19.7	40	=15	=37		4.2	42	=15	=24		10.0	32	
3	EILERS Natalie	CAN	89.1	79.5	24	-1.38	50.7	88.1	78.0	22	-0.26	23.5	88.3	77.0	22	-0.66	26.9	
			=5	50		9.1	18.6	50	=23	50		3.5	50	=11	49		8.9	49
4	AMBROSI Martina	ITA	88.4	90.0	24	-1.33	71.1	87.5	87.5	22	-0.30	43.0	87.2	84.5	22	-0.76	43.3	
			=18	=25		9.1	18.0	34	=41	=43		4.0	47	49	47		10.3	47
5	FOLEA Delia Anamaria	ROU	89.0	83.0	24	-1.36	57.5	88.2	84.0	22	-0.30	36.0	88.2	85.5	22	-0.85	46.5	
			=8	48		9.1	18.4	48	=15	48		4.0	48	=15	46		11.5	46
6	HIRNER Lisa	AUT	88.8	88.5	24	-1.29	67.5	88.2	96.0	22	-0.31	60.2	88.2	95.5	22	-0.82	66.1	
			=13	=32		9.1	17.4	41	=15	=10		4.2	28	=15	=18		11.1	22
7	CHERVET Emma	FRA	88.9	89.5	24	-1.38	70.7	88.1	92.5	22	-0.40	54.4	88.0	90.5	22	-0.88	56.9	
			=11	=29		9.1	18.6	35	=23	=25		5.4	34	=26	38		11.9	37
8	WENG Yangning	CHN	88.5	87.0	24	-1.33	65.1	87.9	90.5	22	-0.09	46.2	88.1	93.0	22	-0.70	59.4	
			=15	=40		9.1	18.0	43	=30	36		1.2	=43	=23	=28		9.4	33
9	WADSAK Meghann	AUT	89.1	84.5	24	-1.20	58.3	88.3	91.5	22	-0.34	51.6	88.5	89.0	22	-0.76	52.3	
			=5	=45		9.1	16.2	46	=9	=31		4.6	38	=7	43		10.3	=41
10	BELTOWSKA Pola	POL	88.5	84.5	24	-1.17	57.9	88.2	89.5	22	-0.24	46.2	88.0	90.0	22	-0.58	51.8	
			=15	=45		9.1	15.8	47	=15	39		3.2	=43	=26	39		7.8	43
11	KAPUSTIKOVA Kira Maria	SVK	89.2	91.0	24	-1.32	72.9	88.3	91.0	22	-0.30	50.0	88.5	91.5	22	-0.57	54.7	
			=3	=21		9.1	17.8	32	=9	=33		4.0	40	=7	=35		7.7	39
12	MATTILA Sofia	FIN	89.1	90.5	24	-1.34	72.2	88.3	86.5	22	-0.45	43.1	88.3	89.5	22	-0.69	52.3	
			=5	=23		9.1	18.1	33	=9	46		6.1	46	=11	=40		9.3	=41
13	TOTH Daniela Vasilica	ROU	89.0	92.5	24	-1.11	73.1	88.2	91.5	22	-0.37	52.0	88.3	92.0	22	-0.70	57.4	
			=8	=14		9.1	15.0	=29	=15	=31		5.0	37	=11	=33		9.4	36
14	KORHONEN Minja	FIN	89.2	97.5	24	-1.09	82.8	88.1	94.5	22	-0.62	61.4	88.1	92.5	22	-0.73	58.9	
			=3	5		9.1	14.7	17	=23	=18		8.4	27	=23	32		9.9	34
15	ZANITZER Martina	ITA	88.2	90.0	22	-0.81	73.1	88.5	95.5	22	-0.57	62.7	88.6	93.5	22	-0.76	61.3	
			=23	=25		18.2	10.9	=29	=6	13		7.7	=24	=5	=24		10.3	30
16	LIU Qi	CHN	87.8	90.0	22	-0.83	73.4	87.9	93.0	22	-0.66	58.9	87.8	96.0	22	-0.73	65.9	
			=29	=25		18.2	11.2	28	=30	24		8.9	30	=34	=15		9.9	23
17	MAURER Nicole	CAN	89.0	88.5	22	-0.79	69.9	89.2	92.5	22	-0.77	59.4	89.1	91.5	22	-0.78	57.5	
			=8	=32		18.2	10.7	37	=1	=25		10.4	29	=1	=35		10.5	35
18	HIRVONEN Heta	FIN	88.2	90.5	22	-0.89	75.2	88.3	91.0	22	-0.77	56.4	88.2	87.0	22	-0.84	49.3	
			=23	=23		18.2	12.0	25	=9	=33		10.4	32	=15	44		11.3	44
19	DONG Bing	CHN	87.8	92.0	22	-0.80	77.0	87.8	89.0	22	-0.78	52.5	87.7	89.5	22	-0.85	54.5	
			=29	=16		18.2	10.8	24	=32	=40		10.5	36	=38	=40		11.5	40
20	ULRICOVA Klara	CZE	88.3	84.0	22	-0.84	61.5	88.2	84.5	22	-0.85	44.5	88.2	86.0	22	-0.83	47.2	
			=21	47		18.2	11.3	45	=15	47		11.5	45	=15	45		11.2	45
21	KOVACIC Maja	SLO	87.9	88.0	22	-0.89	70.2	88.2	88.0	22	-0.65	48.8	87.8	83.5	22	-0.83	42.2	
			=27	=36		18.2	12.0	36	=15	42		8.8	41	=34	48		11.2	48
22	INDRACKOVA Anezka	CZE	88.8	92.0	22	-1.00	79.7	88.8	95.0	22	-0.73	63.9	88.6	95.5	22	-0.86	66.6	
			=13	=16		18.2	13.5	22	3	=14		9.9	21	=5	=18		11.6	21
23	ARNET Sina	SUI	88.9	90.0	22	-0.84	73.5	89.2	91.0	22	-0.79	56.7	89.1	93.0	22	-0.83	61.2	
			=11	=25		18.2	11.3	27	=1	=33		10.7	31	=1	=28		11.2	31



Results
Risultati / Résultats

Bib	Name	NOC Code	Round 1					Round 2					Round 3				
			Speed [km/h]	Dist. [m]	G/W Gate	Comp. [m/s]	Points	Speed [km/h]	Dist. [m]	G/W Gate	Comp. [m/s]	Points	Speed [km/h]	Dist. [m]	G/W Gate	Comp. [m/s]	Points
			Rank	Rank	Points	Points	Rank	Rank	Rank	Points	Points	Rank	Rank	Rank	Points	Points	Rank
24	JONES Paige	USA	88.3 =21	86.0 =42	22 18.2	-0.71 9.6	63.8 44	88.6 5	95.0 =14	22 11.5	-0.85 11.5	65.5 19	88.7 =3	96.0 =15	22 11.9	-0.88 11.9	67.9 =17
25	KOMAR Katra	SLO	88.1 26	88.5 =32	22 18.2	-0.75 10.1	69.3 =38	88.2 =15	92.0 =29	22 15.0	-1.11 15.0	63.0 23	88.3 =11	93.0 =28	22 12.3	-0.91 12.3	62.3 28
26	JOHNSON Josie	USA	88.5 =15	88.0 =36	22 18.2	-0.64 8.6	66.8 42	88.4 8	87.5 =43	22 15.0	-1.11 15.0	54.0 35	88.5 =7	92.0 =33	22 13.5	-1.00 13.5	61.5 29
27	BELSHAW Annika	USA	88.4 =18	91.5 =18	22 18.2	-0.68 9.2	74.4 26	88.7 4	94.5 =18	22 14.0	-1.04 14.0	67.0 17	88.7 =3	94.0 =22	22 12.6	-0.93 12.6	64.6 25
28	PAGNIER Josephine	FRA	88.2 =23	89.5 =29	22 18.2	-0.88 11.9	73.1 =29	88.3 =9	89.0 =40	22 9.0	-0.67 9.0	51.0 39	88.2 =15	89.5 =40	22 12.7	-0.94 12.7	55.7 38
29	TWARDOSZ Anna	POL	88.4 =18	93.0 =12	22 18.2	-1.07 14.4	82.6 18	88.5 =6	96.0 =10	22 8.0	-0.59 8.0	64.0 20	88.5 =7	93.5 =24	22 12.2	-0.90 12.2	63.2 27
30	WESTMAN Frida	SWE	87.4 =38	93.0 =12	22 18.2	-0.93 12.6	80.8 20	87.5 =41	94.5 =18	22 4.5	-0.46 6.2	63.7 22	87.6 =40	95.5 =18	22 4.5	-0.77 10.4	69.9 16
31	RAUTIONAHO Jenny	FIN	87.0 =47	86.0 =42	20 27.2	-1.12 15.1	78.3 23	87.4 =46	95.0 =14	21 4.5	-0.31 4.2	62.7 =24	87.5 =44	93.5 =24	21 4.5	-0.71 9.6	65.1 24
32	SIEFF Annika	ITA	87.3 42	88.5 =32	20 27.2	-1.03 13.9	82.1 19	87.7 37	97.0 7	21 4.5	-0.59 8.0	70.5 13	87.9 =31	95.0 21	21 4.5	-0.70 9.4	67.9 =17
33	OPSETH Silje	NOR	87.7 =32	91.5 =18	20 27.2	-1.12 15.1	89.3 11	88.1 =23	98.0 =5	21 4.5	-0.58 7.8	72.3 11	88.2 =15	97.0 10	21 4.5	-0.73 9.9	72.4 13
34	SEYFARTH Juliane	GER	87.4 =38	80.0 49	20 27.2	-1.34 18.1	69.3 =38	87.8 =32	87.5 =43	21 4.5	-0.82 11.1	54.6 33	88.0 =26	93.0 =28	21 4.5	-0.69 9.3	63.8 26
35	ITO Yuki	JPN	87.5 =35	88.0 =36	20 27.2	-1.24 16.7	83.9 14	88.1 =23	94.5 =18	21 4.5	-0.71 9.6	67.1 16	88.0 =26	96.0 =15	21 4.5	-0.75 10.1	70.6 15
36	ZENG Ping	CHN	87.2 =43	87.0 =40	20 27.2	-1.36 18.4	83.6 =15	87.6 =38	98.0 =5	21 4.5	-0.86 11.6	76.1 8	87.8 =34	94.0 =22	21 4.5	-0.77 10.4	66.9 20
37	SETO Yuka	JPN	87.8 =29	91.5 =18	20 27.2	-1.43 19.3	93.5 7	88.0 =28	95.0 =14	21 4.5	-0.76 10.3	68.8 15	88.1 =23	97.5 =7	21 4.5	-0.74 10.0	73.5 11
38	MUEHLBACHER Julia	AUT	87.4 =38	88.0 =36	20 27.2	-1.39 18.8	86.0 13	87.8 =32	92.0 =29	21 4.5	-0.70 9.4	61.9 26	88.2 =15	97.5 =7	21 4.5	-0.71 9.6	73.1 12
39	KVANDAL Eirin Maria	NOR	87.4 =38	98.0 =3	20 27.2	-1.05 14.2	101.4 2	86.9 50	100.5 =1	20 9.1	-0.77 10.4	84.5 4	86.5 50	98.0 6	20 4.5	-0.46 6.2	70.7 14
40	TRAASERUD Heidi Dyhre	NOR	87.5 =35	89.5 =29	20 27.2	-0.76 10.3	80.5 21	87.5 =41	92.5 =25	20 9.1	-0.90 12.2	70.3 14	87.6 =40	96.5 =11	20 9.1	-0.70 9.4	75.5 =8
41	VODAN Nika	SLO	87.5 =35	95.0 9	20 27.2	-0.75 10.1	91.3 9	87.4 =46	96.5 =8	20 9.1	-0.89 12.0	78.1 6	87.5 =44	96.5 =11	20 9.1	-0.70 9.4	75.5 =8
42	TAKANASHI Sara	JPN	87.2 =43	93.5 =10	20 27.2	-0.77 10.4	88.6 12	87.0 =48	94.5 =18	20 9.1	-0.87 11.7	73.8 9	87.3 =47	97.5 =7	20 9.1	-0.77 10.4	78.5 6
43	SCHMID Katharina	GER	87.7 =32	91.0 =21	20 27.2	-0.77 10.4	83.6 =15	87.8 =32	90.0 =37	20 9.1	-0.96 13.0	66.1 18	87.9 =31	91.5 =35	20 9.1	-0.81 10.9	67.0 19
44	REISCH Agnes	GER	87.9 =27	99.5 1	20 27.2	-0.58 7.8	98.0 4	88.0 =28	93.5 23	20 9.1	-0.92 12.4	72.5 10	88.0 =26	98.5 5	20 9.1	-0.69 9.3	79.4 5
45	STRATE Abigail	CAN	87.1 46	98.5 2	20 27.2	-0.58 7.8	96.0 5	87.0 =48	96.5 =8	20 9.1	-0.94 12.7	78.8 5	87.3 =47	101.0 2	20 9.1	-0.72 9.7	84.8 4
46	FREITAG Selina	GER	87.2 =43	96.5 7	20 27.2	-0.51 6.9	91.1 10	87.5 =41	92.5 =25	20 9.1	-1.00 13.5	71.6 12	87.6 =40	96.5 =11	20 9.1	-0.70 9.4	75.5 =8
47	STROEM Anna Odine	NOR	87.7 =32	97.0 6	19 31.7	-0.81 10.9	100.6 3	88.3 =9	100.0 =3	20 9.1	-1.01 13.6	86.7 3	87.8 =34	100.5 =3	20 9.1	-0.81 10.9	85.0 3
48	EDER Lisa	AUT	87.0 =47	93.5 =10	19 31.7	-0.72 9.7	92.4 8	87.6 =38	100.0 =3	20 9.1	-1.02 13.8	86.9 2	87.7 =38	102.5 1	20 9.1	-0.71 9.6	87.7 1
49	MARUYAMA Nozomi	JPN	87.0 =47	95.5 8	19 31.7	-0.67 9.0	95.7 6	87.6 =38	96.0 =10	20 9.1	-0.92 12.4	77.5 7	87.5 =44	96.5 =11	20 9.1	-0.80 10.8	76.9 7



Results

Risultati / Résultats

Bib	Name	NOC Code	Round 1					Round 2					Round 3				
			Speed [km/h]	Dist. [m]	G/W Gate	Comp. [m/s]	Points	Speed [km/h]	Dist. [m]	G/W Gate	Comp. [m/s]	Points	Speed [km/h]	Dist. [m]	G/W Gate	Comp. [m/s]	Points
			Rank	Rank	Points	Points	Rank	Rank	Rank	Points	Points	Rank	Rank	Rank	Points	Points	Rank
50	PREVC Nika	SLO	87.0	98.0	19	-0.80	102.5	87.5	100.5	20	-1.03	88.0	87.6	100.5	20	-0.92	86.5
			=47	=3	31.7	10.8	1	=41	=1	9.1	13.9	1	=40	=3	9.1	12.4	2

Jury / Competition Management				Judges			
FIS Race Director			PERTILE Sandro (FIS)	A	STUB NYBELIUS Marit (SWE)		
FIS Technical Delegate	Jury		GROS Jelko (SLO)	B	GRAND-CHAVIN Bruno (FRA)		
FIS Assistant Technical Delegate	Jury		JEROME Jessica Anne (USA)	C	PIGUET David (SUI)		
Chief of Competition	Jury		DELLASEGA Roberto (ITA)	D	COMINA Giovanna (ITA)		
FIS Assistant Race Director			TEPES Miran (FIS)	E	TANAKA Shinya (CAN)		
FIS Equipment Controller			BACZKOWSKA Agnieszka (FIS)	SC	KNOLL Peter (GER)		

Competition / Weather Information											
	Time	Base Values			Weather	Temperature [°C]		Humidity [%]	Tan. Wind [m/s]		
		Wind	Gate	Length		Air	Track		Min.	Max.	Avg.
Round 1	17:00 - 17:39	0.00	26	90.26m	Overcast	2.8 / 2.8	-2.0 / -2.0	91 / 91	-1.52	-0.51	-1.01
Round 2	17:50 - 18:22	0.00	22	87.23m	Overcast	2.8 / 2.8	-2.0 / -2.0	91 / 91	-1.11	-0.09	-0.67
Round 3	18:29 - 19:04	0.00	22	87.23m	Overcast	2.8 / 2.8	-2.0 / -2.0	91 / 91	-1.00	-0.46	-0.77

Statistics													
	Gate		Athletes	Falls	Distance [m]			Speed [km/h]			Athletes/NOCs		
	No.	Diff.			Min.	Max.	Avg.	Min.	Max.	Avg.	In start list	Started	With results
Round 1	19	-5.29m	4	0	93.5	98.0	96.0	87.0	87.7	87.2	50/17	50/17	50/17
	20	-4.54m	17	0	80.0	99.5	91.5	87.0	87.9	87.4			
	22	-3.03m	15	0	84.0	93.0	89.4	87.8	89.0	88.3			
	24	-1.51m	12	0	79.5	97.5	88.2	88.4	89.2	88.9			
	26		2	0	86.0	92.5	89.2	90.0	90.2	90.1			
Round 2	19	-2.26m	1	0	100.5	100.5	100.5	86.9	86.9	86.9	50/17	50/17	50/17
	20	-1.51m	12	0	90.0	100.5	95.6	87.0	88.3	87.6			
	21	-0.75m	8	0	87.5	98.0	94.6	87.4	88.1	87.8			
	22		29	0	78.0	96.0	90.2	87.5	89.2	88.3			
Round 3	18	-3.01m	1	0	98.0	98.0	98.0	86.5	86.5	86.5	50/17	50/17	50/17
	19	-2.26m	1	0	100.5	100.5	100.5	87.8	87.8	87.8			
	20	-1.51m	11	0	91.5	102.5	97.5	87.3	88.0	87.6			
	21	-0.75m	8	0	93.0	97.5	95.4	87.5	88.2	88.0			
	22		29	0	73.0	96.0	90.0	87.2	89.1	88.3			

Note:
A bold line in the "Gate" column indicates a change in gate assignment at that point.
Total Point score calculation:
60 points are awarded for jumping the K-point distance. 2.0 points/metre are added to (or subtracted from) the athlete's total points for the jump's difference in length from the K-point. The gate and/or wind compensation points are added to, or subtracted from, the total points.

Legend:			
=	Equal sign indicates that two or more athletes share the same rank	©	Gate change request by coach
Diff.	Difference	Avg.	Average
Max.	Maximum	Dist.	Distance
SC	Start Controller	Min.	Minimum
		Tan. Wind	Tangential Wind
		G/W Comp.	Gate/Wind Compensation
		No.	Gate number



Results
Risultati / Résultats

Hill Data / Calculation			
Hill Size HS (95%)	107m (101.5m)	Gate Factor	6.00 points per m
K-Point	98m	Wind Factors - Head/Tail	9.00 / 13.50 points per m/s
Metre Value	2.0 points per m		

Bib	Name	NOC Code	Round 1				Round 2				Round 3						
			Speed [km/h]	Dist. [m]	G/W Gate [m/s]	Comp. Points	Speed [km/h]	Dist. [m]	G/W Gate [m/s]	Comp. Points	Speed [km/h]	Dist. [m]	G/W Gate [m/s]	Comp. Points			
			Rank	Rank	Rank	Rank	Rank	Rank	Rank	Rank	Rank	Rank	Rank	Rank	Rank		
1	MILESI Enzo	FRA	85.4 =9	91.0 =36	15 3.2	-0.24 39	49.2	84.4 =19	85.5 =39	13 5.1	-0.38 39	40.1	84.4 =13	89.5 39	13 -0.5	0.06 38	42.5
2	PALOSAARI Vilho	FIN	85.3 =15	100.0 =7	15 4.3	-0.32 25	68.3	84.4 =19	100.0 =6	13 5.7	-0.42 =1	69.7	84.5 =11	103.5 1	13 1.4	-0.10 3	72.4
3	CHERVET Jules	FRA	85.0 =29	91.0 =36	15 5.9	-0.44 38	51.9	84.2 =33	83.0 41	13 4.7	-0.35 41	34.7	84.0 =22	90.0 =37	13 -0.1	0.01 36	43.9
4	IPCIOGLU Fatih Arda	TUR	85.2 =19	97.5 =19	15 6.8	-0.50 27	65.8	84.5 =13	91.0 =32	13 3.1	-0.23 33	49.1	84.2 =18	90.5 =35	13 -0.2	0.02 35	44.8
5	CACINA Daniel Andrei	ROU	85.4 =9	92.0 =32	15 5.5	-0.41 36	53.5	84.5 =13	88.5 38	13 3.8	-0.28 37	44.8	84.2 =18	90.5 =35	13 -1.4	0.15 37	43.6
6	VAGUL Kaimar	EST	85.4 =9	96.5 23	15 6.5	-0.48 31	63.5	84.4 =19	92.5 31	13 2.8	-0.21 31	51.8	83.5 =36	96.5 =26	12 4.5	1.02 -9.2	52.3
7	BEDIR Muhammed Ali	TUR	84.9 =32	84.0 =41	15 9.6	-0.71 42	41.6	84.3 =30	82.5 42	13 5.1	-0.38 42	34.1	83.4 =38	90.0 =37	12 4.5	1.17 -10.5	38.0
8	SPULBER Mihnea Alexandru	ROU	85.6 =6	87.0 40	15 6.9	-0.51 40	44.9	84.6 =9	85.5 =39	13 4.0	-0.30 40	39.0	83.7 =28	87.5 =40	12 4.5	0.86 -7.7	35.8
9	SONG Qiwu	CHN	85.1 =24	84.0 =41	15 12.0	-0.89 41	44.0	84.2 =33	89.0 =35	13 3.6	-0.27 36	45.6	83.3 41	94.0 =30	12 4.5	0.87 -7.8	48.7
10	CECON Francesco	ITA	DNS				DNS				DNS						
11	BOYD-CLOWES Mackenzie	CAN	85.9 2	90.0 =38	15 12.2	-0.90 35	56.2	85.1 2	89.0 =35	13 4.6	-0.34 35	46.6	84.0 =22	87.0 42	12 4.5	0.56 -5.0	37.5
12	KALINICHENKO Vitaliy	UKR	85.3 =15	90.0 =38	15 8.5	-0.63 37	52.5	84.4 =19	89.0 =35	13 2.3	-0.17 38	44.3	83.4 =38	87.5 =40	12 4.5	0.67 -6.0	37.5
13	FRANTZ Tate	USA	85.2 =19	98.0 =16	15 11.6	-0.86 18	71.6	84.4 =19	95.0 =24	13 3.1	-0.23 26	57.1	83.5 =36	98.0 =14	12 4.5	0.67 -6.0	58.5
14	MARUSIAK Yevhen	UKR	85.1 =24	94.0 =26	15 12.8	-0.95 =29	64.8	84.2 =33	95.0 =24	13 2.8	-0.21 27	56.8	83.2 42	94.0 =30	12 4.5	0.77 -6.9	49.6
15	KAPUSTIK Hektor	SVK	85.4 =9	97.5 =19	15 12.0	-0.89 19	71.0	84.5 =13	95.5 23	13 2.8	-0.21 25	57.8	83.7 =28	97.5 =17	12 4.5	0.55 -5.0	58.5
16	BRESADOLA Giovanni	ITA	DNS				DNS				DNS						
17	TRUNZ Felix	SUI	86.0 1	100.0 =7	15 11.7	-0.87 9	75.7	85.3 1	99.0 =11	13 1.8	-0.13 17	63.8	84.4 =13	98.5 =11	12 4.5	0.65 -5.8	59.7
18	INSAM Alex	ITA	DNS				DNS				DNS						
19	VASSILYEV Danil	KAZ	84.8 =35	93.0 =30	15 11.9	-0.88 33	61.9	84.0 41	93.0 30	13 0.7	-0.05 32	50.7	83.6 =34	98.0 =14	12 4.5	0.70 -6.3	58.2
20	MIZERNYKH Ilya	KAZ	85.7 =4	98.0 =16	15 12.8	-0.95 =13	72.8	84.7 =6	97.5 =18	13 1.8	-0.13 21	60.8	83.9 =25	98.5 =11	12 4.5	0.58 -5.2	60.3
21	KOUDELKA Roman	CZE	85.5 8	92.0 =32	15 13.6	-1.01 34	61.6	84.4 =19	91.0 =32	13 2.6	-0.19 34	48.6	83.7 =28	92.5 34	12 4.5	0.58 -5.2	48.3
22	BICKNER Kevin	USA	85.6 =6	93.5 29	15 11.7	-0.87 32	62.7	84.5 =13	95.0 =24	13 1.1	-0.08 29	55.1	83.8 27	94.5 =28	12 4.5	0.61 -5.5	52.0
23	WASEK Pawel	POL	85.4 =9	99.0 =11	15 11.6	-0.86 12	73.6	84.2 =33	99.5 =8	13 2.7	-0.20 10	65.7	83.6 =34	97.5 =17	12 4.5	0.40 -3.6	59.9



Results
Risultati / Résultats

Bib	Name	NOC Code	Round 1					Round 2					Round 3				
			Speed [km/h]	Dist. [m]	G/W Gate	Comp. [m/s]	Points	Speed [km/h]	Dist. [m]	G/W Gate	Comp. [m/s]	Points	Speed [km/h]	Dist. [m]	G/W Gate	Comp. [m/s]	Points
			Rank	Rank	Points	Points	Rank	Rank	Rank	Points	Points	Rank	Rank	Rank	Points	Points	Rank
24	HAUSWIRTH Sandro	SUI	85.7 =4	97.5 =19	15 13.8	-1.02	72.8 =13	84.7 =6	97.5 =18	13 2.6	-0.19	61.6 19	83.9 =25	93.0 =32	12 4.5	0.45 -4.0	50.5 31
25	AIGRO Artti	EST	DNS					DNS					DNS				
26	AALTO Antti	FIN	85.8 3	98.5 =13	15 13.1	-0.97	74.1 11	84.6 =9	97.0 21	13 2.3	-0.17	60.3 23	84.0 =22	99.0 =8	12 4.5	0.37 -3.3	63.2 19
27	WELLINGER Andreas	GER	85.4 =9	94.5 25	14 4.6	-0.92	70.0 =20	84.9 3	98.5 =15	13 4.6	-0.34	65.6 =11	84.4 =13	98.5 =11	12 4.5	0.24 -2.2	63.3 18
28	KYTOESAHO Niko	FIN	84.8 =35	93.0 =30	14 4.6	-0.94	67.3 26	84.2 =33	99.5 =8	13 4.3	-0.32	67.3 9	83.7 =28	97.5 =17	12 4.5	0.22 -2.0	61.5 20
29	COLBY Jason	USA	84.8 =35	94.0 =26	14 4.6	-0.91	68.9 23	84.4 =19	99.0 =11	13 6.3	-0.47	68.3 6	83.7 =28	99.5 7	12 4.5	0.24 -2.2	65.3 13
30	STOCH Kamil	POL	84.5 41	92.0 =32	14 4.6	-0.90	64.8 =29	84.1 40	94.5 =28	13 6.1	-0.45	59.1 24	83.4 =38	94.5 =28	12 4.5	0.18 -1.6	55.9 28
31	DESCHWANDEN Gregor	SUI	85.2 =19	94.0 =26	14 4.6	-0.92	69.0 22	84.8 =4	95.0 =24	13 6.6	-0.49	60.6 22	84.3 =16	99.0 =8	12 4.5	0.15 -1.4	65.1 =14
32	PASCHKE Pius	GER	84.8 =35	91.5 35	14 4.6	-1.01	65.2 28	84.2 =33	91.0 =32	13 6.9	-0.51	52.9 30	83.7 =28	93.0 =32	12 4.5	-0.22 3.0	57.5 27
33	ZAJC Timi	SLO	DNS					DNS					DNS				
34	FOUBERT Valentin	FRA	84.7 =39	96.0 24	14 4.6	-0.70	70.0 =20	84.4 =19	96.0 22	13 6.6	-0.49	62.6 18	84.1 =20	100.5 5	13 5.7	-0.42	70.7 5
35	FORFANG Johann Andre	NOR	85.2 =19	98.0 =16	14 4.6	-0.61	72.8 =13	84.6 =9	99.0 =11	13 5.4	-0.40	67.4 8	84.5 =11	97.5 =17	13 7.3	-0.54	66.3 11
36	NAKAMURA Naoki	JPN	DNS					DNS					DNS				
37	LINDVIK Marius	NOR	85.0 =29	99.5 =9	14 4.6	-0.72	77.3 5	84.4 =19	97.5 =18	13 5.5	-0.41	64.5 14	84.3 =16	97.0 =22	13 9.9	-0.73	67.9 10
38	TOMASIAK Kacper	POL	85.1 =24	100.5 6	14 4.6	-0.54	76.9 7	84.4 =19	98.5 =15	13 4.6	-0.34	65.6 =11	84.6 10	97.0 =22	13 11.7	-0.87	69.7 9
39	ZOGRAFSKI Vladimir	BUL	84.4 42	99.0 =11	14 4.6	-0.46	72.8 =13	83.8 42	94.5 =28	13 2.7	-0.20	55.7 28	84.1 =20	97.0 =22	13 11.9	-0.88	69.9 8
40	SUNDAL Kristoffer Eriksen	NOR	84.9 =32	102.0 =3	14 4.6	-0.42	78.3 4	84.4 =19	103.0 1	13 -0.4	0.04	69.6 3	85.0 =6	102.0 =3	14 -4.6	-0.83	74.6 1
41	KRAFT Stefan	AUT	85.1 =24	103.0 =1	14 4.6	-0.48	81.1 1	84.5 =13	98.5 =15	13 0.3	-0.02	61.3 20	85.0 =6	96.5 =26	14 -4.6	-0.83	63.6 17
42	EMBACHER Stephan	AUT	85.1 =24	101.0 5	14 4.6	-0.33	75.1 10	84.6 =9	102.5 =2	13 0.5	-0.04	69.5 4	85.3 =2	102.0 =3	14 -4.6	-0.58	71.2 4
43	HOFFMANN Felix	GER	85.0 =29	102.0 =3	14 4.6	-0.43	78.4 3	84.5 =13	102.5 =2	13 0.7	-0.05	69.7 =1	85.3 =2	103.0 2	14 -4.6	-0.63	73.9 2
44	HOERL Jan	AUT	84.7 =39	97.5 =19	14 4.6	-0.36	68.5 24	84.3 =30	101.5 =4	13 2.0	-0.15	69.0 5	84.7 =8	97.5 =17	14 -4.6	-0.78	64.9 16
45	RAIMUND Philipp	GER	85.3 =15	103.0 =1	14 4.6	-0.47	80.9 2	84.2 =33	99.0 =11	13 2.3	-0.17	64.3 15	85.5 1	100.0 6	14 -4.6	-0.83	70.6 6
46	TSCHOFENIG Daniel	AUT	84.9 =32	98.5 =13	14 4.6	-0.46	71.8 17	84.3 =30	100.0 =6	13 1.2	-0.09	65.2 13	84.7 =8	98.0 =14	14 -4.6	-0.72	65.1 =14
47	LANISEK Anze	SLO	DNS					DNS					DNS				
48	NIKAIDO Ren	JPN	85.2 =19	99.5 =9	14 4.6	-0.71	77.2 6	84.7 =6	99.5 =8	13 1.1	-0.08	64.1 16	85.3 =2	99.0 =8	14 -4.6	-0.96	70.4 7
49	KOBAYASHI Ryoyu	JPN	85.3 =15	98.5 =13	14 4.6	-0.76	75.9 8	84.8 =4	101.5 =4	13 0.7	-0.05	67.7 7	85.1 5	97.0 =22	14 -4.6	-0.93	66.0 12



Results
Risultati / Résultats

Bib	Name	NOC Code	Round 1					Round 2					Round 3				
			Speed [km/h]	Dist. [m]	G/W Gate	Comp. [m/s]	Points	Speed [km/h]	Dist. [m]	G/W Gate	Comp. [m/s]	Points	Speed [km/h]	Dist. [m]	G/W Gate	Comp. [m/s]	Points
			Rank	Rank	Points	Points	Rank	Rank	Rank	Points	Points	Rank	Rank	Rank	Points	Points	Rank
50	PREVC Domen	SLO	DNS					DNS					DNS				

Jury / Competition Management				Judges			
FIS Race Director			PERTILE Sandro (FIS)	A	TANAKA Shinya (CAN)		
FIS Technical Delegate	Jury		GROS Jelko (SLO)	B	PIGUET David (SUI)		
FIS Assistant Technical Delegate	Jury		SPATH Georg (GER)	C	COMINA Giovanna (ITA)		
Chief of Competition	Jury		SAMBUGARO Sandro (ITA)	D	KNOLL Peter (GER)		
FIS Assistant Race Director			SEDLAK Borek (FIS)	E	GRAND-CHAVIN Bruno (FRA)		
FIS Equipment Controller			HAFELE Mathias (FIS)	SC	STUB NYBELIUS Marit (SWE)		

Competition / Weather Information											
	Time	Base Values			Weather	Temperature [°C]		Humidity [%]	Tan. Wind [m/s]		
		Wind	Gate	Length		Air	Track		Min.	Max.	Avg.
Round 1	20:00 - 20:24	0.00	15	81.96m	Overcast	1.7 / 1.7	-2.1 / -2.1	95 / 95	-1.02	-0.24	-0.70
Round 2	20:32 - 20:56	0.00	13	80.44m	Overcast	1.7 / 1.7	-2.1 / -2.1	95 / 95	-0.51	0.04	-0.24
Round 3	21:02 - 21:28	0.00	13	80.44m	Overcast	1.7 / 1.7	-2.1 / -2.1	95 / 95	-0.96	1.17	0.05

Statistics													
	Gate		Athletes	Falls	Distance [m]			Speed [km/h]			Athletes/NOCs		
	No.	Diff.			Min.	Max.	Avg.	Min.	Max.	Avg.	In start list	Started	With results
Round 1	14	-0.76m	20	0	91.5	103.0	97.8	84.4	85.4	85.0	50/21	42/19	42/19
	15		22	0	84.0	100.0	93.8	84.8	86.0	85.4			
Round 2	12	-0.75m	1	0	99.0	99.0	99.0	84.2	84.2	84.2	50/21	42/19	42/19
	13		41	0	82.5	103.0	95.2	83.8	85.3	84.5			
Round 3	12	-0.75m	23	0	87.0	99.5	95.0	83.2	84.4	83.7	50/21	42/19	42/19
	13		10	0	89.5	103.5	95.3	84.0	84.6	84.3			
	14	0.76m	9	0	96.5	103.0	99.4	84.7	85.5	85.1			

Note:
A bold line in the "Gate" column indicates a change in gate assignment at that point.
Total Point score calculation:
60 points are awarded for jumping the K-point distance. 2.0 points/metre are added to (or subtracted from) the athlete's total points for the jump's difference in length from the K-point. The gate and/or wind compensation points are added to, or subtracted from, the total points.

Legend:					
=	Equal sign indicates that two or more athletes share the same rank	©	Gate change request by coach	Avg.	Average
Diff.	Difference	Dist.	Distance	DNS	Did Not Start
G/W Comp.	Gate/Wind Compensation	Max.	Maximum	Min.	Minimum
No.	Gate number	SC	Start Controller	Tan. Wind	Tangential Wind



Results
Risultati / Résultats

Hill Data / Calculation			
Hill Size HS (95%)	107m (101.5m)	Gate Factor	6.00 points per m
K-Point	98m	Wind Factors - Head/Tail	9.00 / 13.50 points per m/s
Metre Value	2.0 points per m		

Bib	Name	NOC Code	Round 1				Round 2				Round 3						
			Speed [km/h]	Dist. [m]	G/W Gate [m/s]	Comp. [m/s]	Points Rank	Speed [km/h]	Dist. [m]	G/W Gate [m/s]	Comp. [m/s]	Points Rank	Speed [km/h]	Dist. [m]	G/W Gate [m/s]	Comp. [m/s]	Points Rank
			Rank	Rank	Points	Points	Rank	Rank	Rank	Points	Points	Rank	Rank	Rank	Points	Points	Rank
1	JENCOVA Veronika	CZE	86.6 47	67.0 48	22 7.2	-0.53 48	5.2 48	87.6 =40	73.0 48	23 4.9	-0.36 48	14.9 48	87.5 43	76.0 45	22 5.4	-0.40 45	21.4 45
2	MALSINER Jessica	ITA	86.7 =45	83.0 44	22 8.9	-0.66 35	38.9 35	87.9 =27	86.5 =37	23 6.3	-0.47 42	43.3 42	87.9 =31	88.5 =31	22 7.7	-0.57 36	48.7 36
3	EILERS Natalie	CAN	86.3 48	65.5 49	22 8.8	-0.65 49	3.8 49	87.7 =35	69.5 49	23 6.6	-0.49 49	9.6 49	88.0 =23	81.5 42	22 7.6	-0.56 43	34.6 43
4	AMBROSI Martina	ITA	87.1 43	78.0 46	25 -13.6	-0.85 11.5	17.9 46	86.9 49	82.0 43	23 8.0	-0.59 44	36.0 44	87.0 45	86.0 41	22 6.2	-0.46 41	42.2 41
5	FOLEA Delia Anamaria	ROU	87.9 =22	74.5 47	25 -13.6	-0.72 9.7	9.1 47	87.7 =35	74.5 47	23 8.9	-0.66 47	21.9 47	87.8 =35	79.0 44	22 7.0	-0.52 44	29.0 44
6	HIRNER Lisa	AUT	87.3 =40	81.5 45	25 -13.6	-0.77 10.4	23.8 45	87.7 =35	87.5 =33	23 9.9	-0.73 32	48.9 32	87.8 =35	92.0 =19	22 7.7	-0.57 26	55.7 26
7	CHERVET Emma	FRA	88.4 =12	85.0 43	25 -13.6	-0.78 10.5	30.9 43	87.9 =27	86.5 =37	23 9.0	-0.67 39	46.0 39	88.0 =23	88.0 33	22 7.7	-0.57 37	47.7 37
8	WENG Yangning	CHN	87.7 =31	87.5 =38	25 -13.6	-0.77 10.4	35.8 39	87.4 =43	86.0 =40	23 10.9	-0.81 38	46.9 38	87.8 =35	92.5 18	22 8.5	-0.63 23	57.5 23
9	WADSAK Meghann	AUT	88.8 6	86.0 =40	25 -13.6	-0.88 11.9	34.3 42	88.3 =13	87.0 =35	23 9.6	-0.71 35	47.6 35	88.0 =23	89.5 27	22 7.2	-0.53 =33	50.2 =33
10	BELTOWSKA Pola	POL	88.1 =18	85.5 42	25 -13.6	-0.97 13.1	34.5 41	87.9 =27	88.0 =31	23 7.7	-0.57 34	47.7 34	87.9 =31	86.5 =38	22 8.1	-0.60 40	45.1 40
11	KAPUSTIKOVA Kira Maria	SVK	89.1 =3	90.5 =26	25 -13.6	-0.70 9.4	40.8 32	88.2 =19	87.0 =35	23 9.4	-0.70 36	47.4 36	88.0 =23	87.0 =35	22 8.2	-0.61 39	46.2 39
12	MATTILA Sofia	FIN	89.1 =3	90.5 =26	25 -13.6	-0.79 10.7	42.1 29	88.1 =22	79.0 46	23 7.3	-0.54 46	29.3 46	88.1 =18	87.0 =35	22 8.6	-0.64 38	46.6 38
13	TOTH Daniela Vasilica	ROU	88.2 17	88.0 =35	25 -13.6	-0.80 10.8	37.2 38	87.7 =35	86.0 =40	23 8.4	-0.62 =40	44.4 =40	87.9 =31	91.5 21	22 9.3	-0.69 =24	56.3 =24
14	KORHONEN Minja	FIN	88.6 =9	89.5 =30	25 -13.6	-0.77 10.4	39.8 =33	87.6 =40	89.0 =29	23 8.5	-0.63 30	50.5 30	88.0 =23	90.0 26	22 8.1	-0.60 =29	52.1 =29
15	ZANITZER Martina	ITA	88.4 =12	89.0 =33	25 -13.6	-0.72 9.7	38.1 36	87.9 =27	80.5 =44	23 8.8	-0.65 45	33.8 45	88.4 =7	89.0 =28	22 8.2	-0.61 =33	50.2 =33
16	LIU Qi	CHN	88.4 =12	94.0 =13	25 -13.6	-0.79 10.7	49.1 =19	87.4 =43	86.5 =37	23 11.1	-0.82 33	48.1 33	87.6 =40	93.5 =14	22 8.1	-0.60 20	59.1 20
17	MAURER Nicole	CAN	89.2 =1	87.5 =38	25 -13.6	-0.76 10.3	35.7 40	88.6 =5	92.0 =23	23 10.8	-0.80 23	58.8 23	88.8 =1	95.0 10	22 9.6	-0.71 =13	63.6 =13
18	HIRVONEN Heta	FIN	88.6 =9	96.0 =9	25 -13.6	-0.68 9.2	51.6 =13	88.2 =19	92.0 =23	23 11.5	-0.85 22	59.5 22	88.0 =23	94.5 11	22 10.3	-0.76 =15	63.3 =15
19	DONG Bing	CHN	87.7 =31	90.5 =26	25 -13.6	-0.62 8.4	39.8 =33	87.2 47	85.5 42	23 9.4	-0.70 =40	44.4 =40	87.7 =38	89.0 =28	22 10.0	-0.74 31	52.0 31
20	ULRICOVA Klara	CZE	88.7 =7	86.0 =40	25 -13.6	-0.58 7.8	30.2 44	87.7 =35	80.5 =44	23 13.1	-0.97 43	38.1 43	87.6 =40	*81.0 43	22 11.1	-0.82 42	37.1 42
21	KOVACIC Maja	SLO	88.3 16	89.5 =30	25 -13.6	-0.61 8.2	37.6 37	87.6 =40	87.5 =33	23 11.3	-0.84 31	50.3 31	87.7 =38	91.0 22	22 10.3	-0.76 =24	56.3 =24
22	INDRACKOVA Anezka	CZE	89.2 =1	96.5 8	25 -13.6	-0.53 7.2	50.6 =15	88.4 =8	91.0 =26	23 11.2	-0.83 25	57.2 25	88.4 =7	93.5 =14	22 12.6	-0.93 =13	63.6 =13
23	ARNET Sina	SUI	89.1 =3	92.5 =19	25 -13.6	-0.44 5.9	41.3 31	88.8 =1	89.0 =29	23 11.5	-0.85 28	53.5 28	88.8 =1	86.5 =38	22 12.8	-0.95 35	49.8 35



Results
Risultati / Résultats

Bib	Name	NOC Code	Round 1					Round 2					Round 3				
			Speed [km/h] Rank	Dist. [m] Rank	G/W Gate Points	Comp. [m/s] Points	Points Rank	Speed [km/h] Rank	Dist. [m] Rank	G/W Gate Points	Comp. [m/s] Points	Points Rank	Speed [km/h] Rank	Dist. [m] Rank	G/W Gate Points	Comp. [m/s] Points	Points Rank
24	JONES Paige	USA	88.7 =7	93.5 =15	25 -13.6	-0.40 5.4	42.8 28	88.4 =8	96.0 =13	23 9.6	-0.71 9.6	65.6 13	88.3 =12	86.5 =38	22 15.1	-1.12 15.1	52.1 =29
25	KOMAR Katra	SLO	88.5 11	96.0 =9	25 -13.6	-0.38 5.1	47.5 21	87.9 =27	93.0 =20	23 8.5	-0.63 8.5	58.5 24	87.6 =40	88.5 =31	22 13.9	-1.03 13.9	54.9 27
26	JOHNSON Josie	USA	87.8 =27	89.5 =30	23 -4.6	-0.42 5.7	44.1 25	88.3 =13	88.0 =31	23 7.3	-0.54 7.3	47.3 37	88.1 =18	87.5 34	22 13.5	-1.00 13.5	52.5 28
27	BELSHAW Annika	USA	87.8 =27	92.0 22	23 -4.6	-0.45 6.1	49.5 18	88.3 =13	94.5 =16	23 8.8	-0.65 8.8	61.8 19	88.2 17	92.0 =19	22 13.8	-1.02 13.8	61.8 17
28	PAGNIER Josephine	FRA	87.6 =33	89.0 =33	23 -4.6	-0.48 6.5	43.9 26	88.1 =22	92.5 22	23 6.5	-0.48 6.5	55.5 26	88.1 =18	90.5 =23	22 15.0	-1.11 15.0	60.0 19
29	TWARDOSZ Anna	POL	87.9 =22	88.0 =35	23 -4.6	-0.57 7.7	43.1 27	88.4 =8	91.0 =26	23 6.3	-0.47 6.3	52.3 29	88.3 =12	94.0 =12	22 12.4	-0.92 12.4	64.4 12
30	WESTMAN Frida	SWE	86.7 =45	91.0 25	23 -4.6	-0.35 4.7	46.1 =23	88.6 =5	98.0 =7	23 6.9	-0.51 6.9	66.9 11	88.6 =4	97.0 4	22 13.1	-0.97 13.1	71.1 =6
31	RAUTIONAHO Jenny	FIN	87.0 44	92.5 =19	23 -4.6	-0.35 4.7	49.1 =19	87.4 =43	98.0 =7	23 4.6	-0.34 4.6	64.6 =14	87.3 44	93.5 =14	22 12.3	-0.91 12.3	63.3 =15
32	SIEFF Annika	ITA	87.5 =35	90.5 =26	23 -4.6	-0.42 5.7	46.1 =23	88.2 =19	97.0 =10	23 4.6	-0.34 4.6	62.6 18	88.1 =18	90.5 =23	22 13.8	-1.02 13.8	58.8 21
33	OPSETH Silje	NOR	87.9 =22	91.5 =23	23 -4.6	-0.37 5.0	47.4 22	88.8 =1	100.5 3	23 4.6	-0.34 4.6	69.6 9	88.5 6	95.5 =7	22 14.6	-1.08 14.6	69.6 9
34	SEYFARTH Juliane	GER	87.5 =35	88.0 =35	23 -4.6	-0.47 6.3	41.7 30	88.3 =13	92.0 =23	23 6.5	-0.48 6.5	54.5 27	88.0 =23	87.0 =35	22 13.9	-1.03 13.9	51.9 32
35	ITO Yuki	JPN	87.8 =27	92.5 =19	23 -4.6	-0.53 7.2	51.6 =13	88.4 =8	96.0 =13	23 7.0	-0.52 7.0	63.0 16	88.3 =12	93.5 =14	22 14.2	-1.05 14.2	65.2 11
36	ZENG Ping	CHN	87.5 =35	91.5 =23	23 -4.6	-0.54 7.3	49.7 17	88.3 =13	98.0 =7	23 7.8	-0.58 7.8	67.8 10	88.1 =18	90.5 =23	22 13.6	-1.01 13.6	58.6 22
37	SETO Yuka	JPN	88.1 =18	93.0 18	23 -4.6	-0.57 7.7	53.1 11	88.7 =3	94.5 =16	23 9.7	-0.72 9.7	62.7 17	88.6 =4	98.0 3	22 14.4	-1.07 14.4	74.4 5
38	MUEHLBACHER Julia	AUT	88.0 =20	94.0 =13	23 -4.6	-0.51 6.9	54.3 9	88.4 =8	94.0 18	23 9.4	-0.70 9.4	61.4 20	88.4 =7	94.0 =12	22 15.5	-1.15 15.5	67.5 10
39	KVANDAL Eirin Maria	NOR	86.2 49	93.5 =15	23 -4.6	-0.47 6.3	52.7 12	87.8 34	101.5 2	22 4.6	-0.82 11.1	82.7 2	88.3 =12	100.0 1	22 16.7	-1.24 16.7	80.7 1
40	TRAASERUD Heidi Dyhre	NOR	87.5 =35	97.0 7	23 -4.6	-0.47 6.3	59.7 6	88.0 =25	91.0 =26	22 4.6	-0.79 10.7	61.3 21	88.3 =12	99.0 2	22 16.5	-1.22 16.5	78.5 2
41	VODAN Nika	SLO	88.0 =20	98.0 =4	23 -4.6	-0.44 5.9	61.3 4	88.1 =22	95.0 15	22 4.6	-0.86 11.6	70.2 8	88.4 =7	95.5 =7	22 16.1	-1.19 16.1	71.1 =6
42	TAKANASHI Sara	JPN	87.6 =33	98.0 =4	23 -4.6	-0.37 5.0	60.4 5	87.1 48	93.0 =20	22 4.6	-0.74 10.0	64.6 =14	88.0 =23	96.5 =5	22 18.0	-1.33 18.0	75.0 3
43	SCHMID Katharina	GER	88.4 =12	96.0 =9	23 -4.6	-0.31 4.2	55.6 8	88.6 =5	93.5 19	22 4.6	-0.78 10.5	66.1 12	88.7 3	89.0 =28	22 18.8	-1.39 18.8	60.8 18
44	REISCH Agnes	GER	87.2 42	93.5 =15	23 -4.6	-0.31 4.2	50.6 =15	88.7 =3	100.0 4	22 4.6	-0.80 10.8	79.4 3	DNS				
45	STRATE Abigail	CAN	87.3 =40	99.5 3	23 -4.6	-0.26 3.5	61.9 3	87.3 46	97.0 =10	22 4.6	-0.84 11.3	73.9 6	87.9 =31	96.5 =5	22 17.8	-1.32 17.8	74.8 4
46	FREITAG Selina	GER	87.4 39	94.5 12	23 -4.6	-0.37 5.0	53.4 10	87.9 =27	96.5 12	22 4.6	-0.77 10.4	72.0 7	DNS				
47	STROEM Anna Odine	NOR	DNS					DNS					DNS				
48	EDER Lisa	AUT	87.9 =22	100.5 2	23 -4.6	-0.21 2.8	63.2 2	88.3 =13	99.5 5	22 4.6	-0.81 10.9	78.5 4	DNS				
49	MARUYAMA Nozomi	JPN	87.8 =27	98.0 =4	23 -4.6	-0.24 3.2	58.6 7	88.0 =25	99.0 6	22 4.6	-0.74 10.0	76.6 5	88.4 =7	95.5 =7	22 16.1	-1.19 16.1	71.1 =6



Results
Risultati / Résultats

Bib	Name	NOC Code	Round 1					Round 2					Round 3				
			Speed [km/h]	Dist. [m]	G/W Gate	Comp. [m/s]	Points	Speed [km/h]	Dist. [m]	G/W Gate	Comp. [m/s]	Points	Speed [km/h]	Dist. [m]	G/W Gate	Comp. [m/s]	Points
			Rank	Rank	Points	Points	Rank	Rank	Rank	Points	Points	Rank	Rank	Rank	Points	Points	Rank
50	PREVC Nika	SLO	87.9	108.0	23	-0.18	77.8	87.9	105.0	22	-0.57	86.3	DNS				
			=22	1	-4.6	2.4	1	=27	1	4.6	7.7	1					

Jury / Competition Management				Judges			
FIS Race Director			PERTILE Sandro (FIS)	A	STUB NYBELIUS Marit (SWE)		
FIS Technical Delegate	Jury		GROS Jelko (SLO)	B	GRAND-CHAVIN Bruno (FRA)		
FIS Assistant Technical Delegate	Jury		JEROME Jessica Anne (USA)	C	PIGUET David (SUI)		
Chief of Competition	Jury		DELLASEGA Roberto (ITA)	D	COMINA Giovanna (ITA)		
FIS Assistant Race Director			TEPES Miran (FIS)	E	TANAKA Shinya (CAN)		
FIS Equipment Controller			BACZKOWSKA Agnieszka (FIS)	SC	KNOLL Peter (GER)		

Competition / Weather Information											
	Time	Base Values			Weather	Temperature [°C]		Humidity [%]	Tan. Wind [m/s]		
		Wind	Gate	Length		Air	Track		Min.	Max.	Avg.
Round 1	09:00 - 09:42	0.00	22	87.23m	Light snow	0.0 / 0.4	-2.1 / -6.0	96 / 96	-0.97	-0.18	-0.55
Round 2	09:46 - 10:21	0.00	23	87.99m	Light Rain	0.4 / 0.8	-6.0 / -6.0	96 / 96	-0.97	-0.34	-0.66
Round 3	10:30 - 11:02	0.00	22	87.23m	Partly Cloudy	0.8 / 1.1	-6.0 / -6.0	95 / 95	-1.39	-0.40	-0.87

Statistics													
	Gate		Athletes	Falls	Distance [m]			Speed [km/h]			Athletes/NOCs		
	No.	Diff.			Min.	Max.	Avg.	Min.	Max.	Avg.	In start list	Started	With results
Round 1	21	-0.75m	3	0	91.0	93.5	92.7	86.2	87.2	86.7	50/17	49/17	49/17
	22		3	0	65.5	83.0	71.8	86.3	86.7	86.5			
	23	0.76m	21	0	88.0	108.0	94.4	87.0	88.4	87.7			
	25	2.27m	22	0	74.5	96.5	88.5	87.1	89.2	88.4			
Round 2	22	-0.76m	11	0	91.0	105.0	97.4	87.1	88.7	88.0	50/17	49/17	49/17
	23		38	0	69.5	100.5	88.7	86.9	88.8	88.0			
Round 3	22		45	1	76.0	100.0	90.6	87.0	88.8	88.1	50/17	45/17	45/17

Note:
A bold line in the "Gate" column indicates a change in gate assignment at that point.
Total Point score calculation:
60 points are awarded for jumping the K-point distance. 2.0 points/metre are added to (or subtracted from) the athlete's total points for the jump's difference in length from the K-point. The gate and/or wind compensation points are added to, or subtracted from, the total points.

Legend:			
*	Fall	=	Equal sign indicates that two or more athletes share the same rank
Avg.	Average	Diff.	Difference
DNS	Did Not Start	G/W Comp.	Gate/Wind Compensation
Min.	Minimum	No.	Gate number
Tan. Wind	Tangential Wind	©	Gate change request by coach
		Dist.	Distance
		Max.	Maximum
		SC	Start Controller



Results
Risultati / Résultats

Hill Data / Calculation			
Hill Size HS (95%)	107m (101.5m)	Gate Factor	6.00 points per m
K-Point	98m	Wind Factors - Head/Tail	9.00 / 13.50 points per m/s
Metre Value	2.0 points per m		

Bib	Name	NOC Code	Round 1				Round 2				Round 3						
			Speed [km/h]	Dist. [m]	G/W Gate	Comp. [m/s]	Points	Speed [km/h]	Dist. [m]	G/W Gate	Comp. [m/s]	Points	Speed [km/h]	Dist. [m]	G/W Gate	Comp. [m/s]	Points
			Rank	Rank	Points	Rank	Rank	Rank	Points	Rank	Rank	Points	Rank	Rank	Points	Rank	Rank
1	JENCOVA Veronika	CZE	89.2 =5	79.5 18	24 28.8	-2.13 16	51.8	88.0 =13	78.0 18	22 14.7	-1.09 18	34.7	88.0 =11	74.5 16	22 21.5	-1.59 16	34.5
2	MALSINER Jessica	ITA	DNS				DNS				DNS						
3	EILERS Natalie	CAN	DNS				DNS				DNS						
4	AMBROSI Martina	ITA	DNS				DNS				DNS						
5	FOLEA Delia Anamaria	ROU	89.3 4	82.0 =16	24 23.5	-1.74 18	51.5	88.2 =8	82.5 16	22 13.5	-1.00 17	42.5	DNS				
6	HIRNER Lisa	AUT	DNS				DNS				DNS						
7	CHERVET Emma	FRA	89.0 9	82.5 15	24 25.1	-1.86 15	54.1	87.9 =16	84.0 14	22 16.9	-1.25 14	48.9	88.0 =11	83.0 14	22 20.1	-1.49 12	50.1
8	WENG Yangning	CHN	DNS				DNS				DNS						
9	WADSAK Meghann	AUT	DNS				DNS				DNS						
10	BELTOWSKA Pola	POL	89.1 =7	82.0 =16	24 23.6	-1.75 17	51.6	88.2 =8	83.0 15	22 14.7	-1.09 16	44.7	88.2 9	82.5 15	22 19.6	-1.45 =13	48.6
11	KAPUSTIKOVA Kira Maria	SVK	DNS				DNS				DNS						
12	MATTILA Sofia	FIN	89.4 =1	92.0 =8	24 20.8	-1.54 =8	68.8	88.4 =3	85.5 13	22 16.6	-1.23 13	51.6	88.4 =5	88.5 =9	22 16.9	-1.25 16.9	57.9 8
13	TOTH Daniela Vasilica	ROU	88.0 18	89.0 12	24 18.5	-1.37 12	60.5	88.1 =11	87.5 =11	22 17.8	-1.32 12	56.8	88.1 10	89.0 8	22 15.1	-1.12 9	57.1
14	KORHONEN Minja	FIN	89.4 =1	92.0 =8	24 20.4	-1.51 10	68.4	88.4 =3	91.5 7	22 18.6	-1.38 6	65.6	88.4 =5	91.0 7	22 15.1	-1.12 6	61.1
15	ZANITZER Martina	ITA	DNS				DNS				DNS						
16	LIU Qi	CHN	DNS				DNS				DNS						
17	MAURER Nicole	CAN	DNS				DNS				DNS						
18	HIRVONEN Heta	FIN	DNS				DNS				DNS						
19	DONG Bing	CHN	88.8 11	94.5 =3	24 19.0	-1.41 6	72.0	87.8 18	87.5 =11	22 18.9	-1.40 9	57.9	87.9 15	87.0 11	22 12.6	-0.93 11	50.6
20	ULRICOVA Klara	CZE	89.1 =7	85.5 14	24 22.1	-1.64 14	57.1	88.1 =11	81.5 17	22 19.7	-1.46 15	46.7	88.3 =7	83.5 13	22 13.9	-1.03 15	44.9
21	KOVACIC Maja	SLO	88.9 10	86.5 13	24 21.6	-1.60 13	58.6	87.9 =16	88.5 =9	22 17.6	-1.30 8	58.6	88.0 =11	86.0 12	22 12.6	-0.93 =13	48.6
22	INDRACKOVA Anezka	CZE	DNS				DNS				DNS						
23	ARNET Sina	SUI	DNS				DNS				DNS						



Results
Risultati / Résultats

Bib	Name	NOC Code	Round 1					Round 2					Round 3				
			Speed [km/h] Rank	Dist. [m] Rank	G/W Gate Points	Comp. [m/s] Points	Points Rank	Speed [km/h] Rank	Dist. [m] Rank	G/W Gate Points	Comp. [m/s] Points	Points Rank	Speed [km/h] Rank	Dist. [m] Rank	G/W Gate Points	Comp. [m/s] Points	Points Rank
24	JONES Paige	USA	DNS					DNS					DNS				
25	KOMAR Katra	SLO	88.7 =12	90.0 =10	24 24.8	-1.84 24.8	68.8 =8	88.0 =13	88.5 =9	22 16.5	-1.22 16.5	57.5 10	88.0 =11	92.0 6	22 12.3	-0.91 12.3	60.3 7
26	JOHNSON Josie	USA	89.2 =5	90.0 =10	24 21.3	-1.58 21.3	65.3 11	88.4 =3	89.0 8	22 15.1	-1.12 15.1	57.1 11	88.5 =3	88.5 =9	22 10.3	-0.76 10.3	51.3 10
27	BELSHAW Annika	USA	DNS					DNS					DNS				
28	PAGNIER Josephine	FRA	DNS					DNS					DNS				
29	TWARDOSZ Anna	POL	DNS					DNS					DNS				
30	WESTMAN Frida	SWE	DNS					DNS					DNS				
31	RAUTIONAHO Jenny	FIN	88.7 =12	93.0 =6	24 21.2	-1.57 21.2	71.2 7	88.0 =13	96.5 4	22 13.2	-0.98 13.2	70.2 4	87.7 16	94.0 5	22 9.2	-0.68 9.2	61.2 5
32	SIEFF Annika	ITA	DNS					DNS					DNS				
33	OPSETH Silje	NOR	DNS					DNS					DNS				
34	SEYFARTH Juliane	GER	DNS					DNS					DNS				
35	ITO Yuki	JPN	89.4 =1	103.0 1	24 17.1	-1.27 17.1	87.1 2	88.5 2	98.0 3	22 16.2	-1.20 16.2	76.2 3	88.7 1	104.0 1	22 13.0	-0.96 13.0	85.0 1
36	ZENG Ping	CHN	DNS					DNS					DNS				
37	SETO Yuka	JPN	88.6 14	94.5 =3	22 9.1	-1.34 18.1	80.2 3	88.6 1	93.0 6	22 15.3	-1.13 15.3	65.3 7	88.6 2	96.0 4	22 14.7	-1.09 14.7	70.7 3
38	MUEHLBACHER Julia	AUT	88.4 15	94.5 =3	22 9.1	-1.18 15.9	78.0 5	88.3 7	95.0 5	22 14.3	-1.06 14.3	68.3 5	88.5 =3	97.0 =2	22 12.0	-0.89 12.0	70.0 4
39	KVANDAL Eirin Maria	NOR	DNS					DNS					DNS				
40	TRAASERUD Heidi Dyhre	NOR	DNS					DNS					DNS				
41	VODAN Nika	SLO	88.3 =16	93.0 =6	22 9.1	-1.50 20.2	79.3 4	88.4 =3	98.5 =1	22 17.0	-1.26 17.0	78.0 2	88.3 =7	97.0 =2	22 13.6	-1.01 13.6	71.6 2
42	TAKANASHI Sara	JPN	88.3 =16	98.0 2	22 9.1	-1.51 20.4	89.5 1	88.2 =8	98.5 =1	22 17.6	-1.30 17.6	78.6 1	DNS				
43	SCHMID Katharina	GER	DNS					DNS					DNS				
44	REISCH Agnes	GER	DNS					DNS					DNS				
45	STRATE Abigail	CAN	DNS					DNS					DNS				
46	FREITAG Selina	GER	DNS					DNS					DNS				
47	STROEM Anna Odine	NOR	DNS					DNS					DNS				
48	EDER Lisa	AUT	DNS					DNS					DNS				
49	MARUYAMA Nozomi	JPN	DNS					DNS					DNS				



Results
Risultati / Résultats

Bib	Name	NOC Code	Round 1					Round 2					Round 3				
			Speed [km/h]	Dist. [m]	G/W Gate	Comp. [m/s]	Points	Speed [km/h]	Dist. [m]	G/W Gate	Comp. [m/s]	Points	Speed [km/h]	Dist. [m]	G/W Gate	Comp. [m/s]	Points
			Rank	Rank	Points	Points	Rank	Rank	Rank	Points	Points	Rank	Rank	Rank	Points	Points	Rank
50	PREVC Nika	SLO	DNS					DNS					DNS				

Jury / Competition Management				Judges			
FIS Race Director			PERTILE Sandro (FIS)	A	STUB NYBELIUS Marit (SWE)		
FIS Technical Delegate	Jury		GROS Jelko (SLO)	B	GRAND-CHAVIN Bruno (FRA)		
FIS Assistant Technical Delegate	Jury		JEROME Jessica (USA)	C	PIGUET David (SUI)		
Chief of Competition	Jury		DELLASEGA Roberto (ITA)	D	COMINA Giovanna (ITA)		
FIS Assistant Race Director			TEPES Miran (FIS)	E	TANAKA Shinya (CAN)		
FIS Equipment Controller			BACZKOWSKA Agnieszka (FIS)	SC	KNOLL Peter (GER)		

Competition / Weather Information											
	Time	Base Values			Weather	Temperature [°C]		Humidity [%]	Tan. Wind [m/s]		
		Wind	Gate	Length		Air	Track		Min.	Max.	Avg.
Round 1	16:33 - 16:45	0.00	24	88.75m	Few clouds	5.6 / 4.9	-5.4 / -5.4	58 / 58	-2.13	-1.18	-1.57
Round 2	16:59 - 17:10	0.00	22	87.23m	Few clouds	4.9 / 4.3	-5.4 / -5.4	58 / 71	-1.46	-0.98	-1.21
Round 3	17:25 - 17:34	0.00	22	87.23m	Few clouds	4.3 / 3.7	-5.4 / -5.4	71 / 76	-1.59	-0.68	-1.08

Statistics													
	Gate		Athletes	Falls	Distance [m]			Speed [km/h]			Athletes/NOCs		
	No.	Diff.			Min.	Max.	Avg.	Min.	Max.	Avg.	In start list	Started	With results
Round 1	22	-1.52m	5	0	89.0	98.0	93.8	88.0	88.6	88.3	50/17	18/10	18/10
	24		13	0	79.5	103.0	88.7	88.7	89.4	89.1			
Round 2	22		18	0	78.0	98.5	89.2	87.8	88.6	88.2	50/17	18/10	18/10
Round 3	22		16	0	74.5	104.0	89.6	87.7	88.7	88.2	50/17	16/10	16/10

Note:
A bold line in the "Gate" column indicates a change in gate assignment at that point.
Total Point score calculation:
60 points are awarded for jumping the K-point distance. 2.0 points/metre are added to (or subtracted from) the athlete's total points for the jump's difference in length from the K-point. The gate and/or wind compensation points are added to, or subtracted from, the total points.

Legend:					
=	Equal sign indicates that two or more athletes share the same rank	©	Gate change request by coach	Avg.	Average
Diff.	Difference	Dist.	Distance	DNS	Did Not Start
G/W Comp.	Gate/Wind Compensation	Max.	Maximum	Min.	Minimum
No.	Gate number	SC	Start Controller	Tan. Wind	Tangential Wind



Results
Risultati / Résultats

Hill Data / Calculation			
Hill Size HS (95%)	107m (101.5m)	Gate Factor	6.00 points per m
K-Point	98m	Wind Factors - Head/Tail	9.00 / 13.50 points per m/s
Metre Value	2.0 points per m		

Bib	Name	NOC Code	Round 1				Round 2				Round 3						
			Speed [km/h]	Dist. [m]	G/W Gate	Comp. [m/s]	Points	Speed [km/h]	Dist. [m]	G/W Gate	Comp. [m/s]	Points	Speed [km/h]	Dist. [m]	G/W Gate	Comp. [m/s]	Points
			Rank	Rank	Points	Points	Rank	Rank	Points	Points	Rank	Rank	Points	Points	Rank	Rank	Points
51	ZHAO Jiawen	CHN	84.4 =28	75.0 49	13 8.8	-0.65 4.9	22.8 49	85.2 =47	75.0 50	15 14.4	-1.07 14.4	28.4 50	85.7 =36	89.0 =42	16 14.8	-1.10 14.8	56.8 42
1	MILESI Enzo	FRA	84.5 =16	90.5 =36	13 7.3	-0.54 7.3	52.3 34	85.5 =37	93.5 39	15 11.2	-0.83 11.2	62.2 40	86.0 =19	93.0 40	16 13.6	-1.01 13.6	63.6 38
2	PALOSAARI Vilho	FIN	84.5 =16	98.5 =4	13 6.6	-0.49 6.6	67.6 =8	85.3 =44	97.5 =30	15 12.8	-0.95 12.8	71.8 21	DNS				
3	CHERVET Jules	FRA	84.2 =38	90.5 =36	13 4.3	-0.32 4.3	49.3 38	85.4 =41	94.0 38	15 10.8	-0.80 10.8	62.8 38	85.8 =32	90.0 41	16 14.6	-1.08 14.6	58.6 41
4	IPCIOGLU Fatih Arda	TUR	83.9 =46	89.5 =40	13 3.0	-0.22 3.0	46.0 43	85.3 =44	95.5 =34	15 10.1	-0.75 10.1	65.1 =36	85.9 =26	98.5 26	16 10.8	-0.80 10.8	71.8 26
5	CACINA Daniel Andrei	ROU	84.4 =28	90.0 =38	13 3.2	-0.24 3.2	47.2 42	85.5 =37	89.5 44	15 11.7	-0.87 11.7	54.7 45	86.0 =19	89.0 =42	16 13.4	-0.99 13.4	55.4 43
6	VAGUL Kaimar	EST	84.5 =16	92.0 =33	13 2.7	-0.20 2.7	50.7 36	85.6 =35	97.5 =30	15 13.1	-0.97 13.1	72.1 =18	86.1 =13	97.0 =32	16 12.3	-0.91 12.3	70.3 31
7	BEDIR Muhammed Ali	TUR	83.9 =46	78.5 48	13 3.4	-0.25 3.4	24.4 48	85.2 =47	84.5 48	15 12.0	-0.89 12.0	45.0 48	85.8 =32	87.0 44	16 10.5	-0.78 10.5	48.5 44
8	SPULBER Mihnea Alexandru	ROU	84.6 =11	67.0 50	13 3.4	-0.25 3.4	1.4 50	85.8 =27	82.0 49	15 15.1	-1.12 15.1	43.1 49	86.2 =8	86.5 45	16 7.6	-0.56 7.6	44.6 45
9	SONG Qiwu	CHN	83.9 =46	86.5 =44	13 4.0	-0.30 4.0	41.0 46	85.2 =47	91.5 42	15 15.3	-1.13 15.3	62.3 39	85.7 =36	99.0 =23	16 7.7	-0.57 7.7	69.7 32
10	CECON Francesco	ITA	84.1 =42	92.0 =33	13 7.4	-0.55 7.4	55.4 33	85.0 50	88.5 =45	15 13.5	-1.00 13.5	54.5 46	85.7 =36	99.0 =23	16 8.9	-0.66 8.9	70.9 28
11	BOYD-CLOWES Mackenzie	CAN	84.9 =3	86.5 =44	13 6.8	-0.50 6.8	43.8 45	86.0 =17	88.5 =45	15 16.1	-1.19 16.1	57.1 42	86.4 =4	94.0 =37	16 7.0	-0.52 7.0	59.0 40
12	KALINICHENKO Vitaliy	UKR	84.4 =28	86.5 =44	13 7.0	-0.52 7.0	44.0 44	85.4 =41	86.0 47	15 14.8	-1.10 14.8	50.8 47	85.8 =32	93.5 39	16 8.8	-0.65 8.8	59.8 39
13	FRANTZ Tate	USA	84.6 =11	97.5 =10	13 7.3	-0.54 7.3	66.3 13	85.6 =35	95.5 =34	15 15.9	-1.18 15.9	70.9 23	85.9 =26	100.0 =17	16 11.2	-0.83 11.2	75.2 20
14	MARUSIAK Yevhen	UKR	84.0 45	89.5 =40	13 5.8	-0.43 5.8	48.8 39	85.4 =41	90.5 43	16 -4.5	-1.16 15.7	56.2 44	85.6 =43	96.0 =34	16 10.9	-0.81 10.9	66.9 35
15	KAPUSTIK Hektor	SVK	84.5 =16	94.0 =28	13 6.3	-0.47 6.3	58.3 32	85.9 =21	95.0 37	16 -4.5	-1.40 18.9	68.4 =30	86.0 =19	95.5 36	16 10.1	-0.75 10.1	65.1 36
16	BRESADOLA Giovanni	ITA	84.3 =35	89.0 43	13 5.9	-0.44 5.9	47.9 41	85.8 =27	92.0 41	16 -4.5	-1.00 13.5	57.0 43	85.9 =26	94.0 =37	16 12.4	-0.92 12.4	64.4 37
17	TRUNZ Felix	SUI	85.1 1	95.5 =21	13 5.9	-0.44 5.9	60.9 29	86.6 1	99.0 =18	16 -4.5	-0.96 13.0	70.5 24	86.5 =2	101.5 12	16 11.5	-0.85 11.5	78.5 10
18	INSAM Alex	ITA	84.4 =28	89.5 =40	13 5.4	-0.40 5.4	48.4 40	86.1 =11	95.5 =34	16 -4.5	-1.12 15.1	65.6 35	86.1 =13	99.0 =23	16 9.4	-0.70 9.4	71.4 27
19	VASSILYEV Danil	KAZ	84.2 =38	91.0 35	13 5.9	-0.44 5.9	51.9 35	85.5 =37	96.0 33	16 -4.5	-1.01 13.6	65.1 =36	85.8 =32	97.5 =30	16 11.7	-0.87 11.7	70.7 29
20	MIZERNYKH Ilya	KAZ	84.9 =3	96.5 =16	13 7.3	-0.54 7.3	64.3 21	86.4 =3	98.5 =25	16 -4.5	-0.99 13.4	69.9 27	86.3 7	96.0 =34	16 12.4	-0.92 12.4	68.4 33
21	KOUDELKA Roman	CZE	84.3 =35	90.0 =38	13 5.8	-0.43 5.8	49.8 37	86.3 =5	92.5 40	16 -4.5	-1.02 13.8	58.3 41	86.1 =13	98.0 =27	16 12.2	-0.90 12.2	72.2 25
22	BICKNER Kevin	USA	84.7 =7	94.5 =25	13 5.5	-0.41 5.5	58.5 31	86.3 =5	96.5 32	16 -4.5	-1.09 14.7	67.2 34	86.2 =8	98.0 =27	16 10.4	-0.77 10.4	70.4 30



Results
Risultati / Résultats

Bib	Name	NOC Code	Round 1				Round 2				Round 3						
			Speed [km/h]	Dist. [m]	G/W Comp. Gate	Points [m/s]	Speed [km/h]	Dist. [m]	G/W Comp. Gate	Points [m/s]	Speed [km/h]	Dist. [m]	G/W Comp. Gate	Points [m/s]			
			Rank	Rank	Points	Points	Rank	Rank	Points	Points	Rank	Rank	Points	Points	Rank		
23	WASEK Pawel	POL	84.4 =28	98.0 =7	13 5.1	-0.38 =18	65.1	85.9 =21	100.5 13	16 -4.5	-0.88 11.9	72.4 17	85.9 =26	102.5 8	16 6.6	-0.49 6.6	75.6 19
24	HAUSWIRTH Sandro	SUI	84.9 =3	95.5 =21	13 4.5	-0.33 30	59.5	86.3 =5	98.5 =25	16 -4.5	-0.85 11.5	68.0 32	86.4 =4	103.0 =6	16 7.0	-0.52 =14	77.0
25	AIGRO Artti	EST	DNS				DNS				DNS						
26	AALTO Antti	FIN	84.6 =11	97.0 =13	13 4.0	-0.30 =26	62.0	86.1 =11	99.0 =18	16 -4.5	-0.81 10.9	68.4 =30	86.2 =8	102.0 =9	16 8.8	-0.65 8.8	76.8 17
27	WELLINGER Andreas	GER	85.0 2	100.0 =1	13 2.8	-0.21 12	66.8	86.2 10	101.5 =11	16 -4.5	-0.80 10.8	73.3 15	86.4 =4	103.0 =6	16 7.0	-0.52 =14	77.0
28	KYTOESAHO Niko	FIN	84.5 =16	98.0 =7	13 3.6	-0.27 24	63.6	85.7 =32	98.5 =25	16 -4.5	-1.02 13.8	70.3 25	85.7 =36	99.5 =19	16 10.4	-0.77 10.4	73.4 22
29	COLBY Jason	USA	84.5 =16	96.5 =16	13 6.9	-0.51 22	63.9	85.8 =27	98.0 =28	16 -4.5	-1.09 14.7	70.2 26	85.7 =36	97.0 =32	16 10.1	-0.75 10.1	68.1 34
30	STOCH Kamil	POL	83.9 =46	98.0 =7	13 7.6	-0.56 =8	67.6	85.5 =37	98.0 =28	16 -4.5	-0.91 12.3	67.8 33	85.5 45	98.0 =27	16 12.4	-0.92 12.4	72.4 24
31	DESCHWANDEN Gregor	SUI	84.8 6	96.5 =16	13 8.1	-0.60 =18	65.1	86.5 2	100.0 =14	16 -4.5	-1.06 14.3	73.8 14	86.6 1	99.5 =19	16 13.2	-0.98 13.2	76.2 18
32	PASCHKE Pius	GER	84.5 =16	97.0 =13	13 7.7	-0.57 =15	65.7	85.9 =21	100.0 =14	16 -4.5	-0.96 13.0	72.5 16	86.0 =19	97.5 =30	16 14.3	-1.06 14.3	73.3 23
33	ZAJC Timi	SLO	84.4 =28	94.5 =25	13 10.8	-0.80 23	63.8	86.1 =11	99.0 =18	16 -4.5	-0.90 12.2	69.7 28	86.1 =13	100.0 =17	16 13.8	-1.02 13.8	77.8 =12
34	FOUBERT Valentin	FRA	84.2 =38	95.5 =21	13 14.3	-1.06 =5	69.3	85.8 =27	101.5 =11	16 -4.5	-0.91 12.3	74.8 =12	85.7 =36	102.0 =9	16 11.6	-0.86 11.6	79.6 8
35	FORFANG Johann Andre	NOR	84.6 =11	94.5 =25	13 12.3	-0.91 17	65.3	86.0 =17	102.0 10	16 -4.5	-0.84 11.3	74.8 =12	86.1 =13	101.0 =13	16 12.6	-0.93 12.6	78.6 9
36	NAKAMURA Naoki	JPN	84.3 =35	93.0 32	13 12.0	-0.89 =26	62.0	85.9 =21	103.0 6	16 -4.5	-0.85 11.5	77.0 7	DNS				
37	LINDVIK Marius	NOR	84.4 =28	94.0 =28	13 13.9	-1.03 14	65.9	86.1 =11	104.0 =3	16 -4.5	-0.94 12.7	80.2 3	86.1 =13	105.5 2	16 14.2	-1.05 14.2	89.2 1
38	TOMASIAK Kacper	POL	84.5 =16	98.5 =4	13 13.8	-1.02 2	74.8	86.1 =11	104.5 2	16 -4.5	-0.78 10.5	79.0 5	DNS				
39	ZOGRAFSKI Vladimir	BUL	84.1 =42	95.0 24	13 11.7	-0.87 =15	65.7	85.3 =44	102.5 =7	16 -4.5	-0.82 11.1	75.6 9	85.6 =43	102.0 =9	16 14.4	-1.07 14.4	82.4 6
40	SUNDAL Kristoffer Eriksen	NOR	84.2 =38	98.5 =4	13 13.0	-0.96 3	74.0	85.9 =21	103.5 5	16 -4.5	-0.89 12.0	78.5 6	85.9 =26	104.0 5	16 14.0	-1.04 14.0	86.0 3
41	KRAFT Stefan	AUT	84.7 =7	97.5 =10	13 10.3	-0.76 =5	69.3	85.8 =27	99.0 =18	16 -4.5	-0.88 11.9	69.4 29	86.2 =8	99.5 =19	16 14.8	-1.10 14.8	77.8 =12
42	EMBACHER Stephan	AUT	84.5 =16	96.5 =16	13 10.3	-0.76 11	67.3	86.0 =17	105.5 1	16 -4.5	-0.80 10.8	81.3 =1	86.0 =19	99.5 =19	16 15.1	-1.12 15.1	78.1 11
43	HOFFMANN Felix	GER	84.5 =16	97.5 =10	13 8.6	-0.64 =8	67.6	86.1 =11	102.5 =7	16 -4.5	-0.83 11.2	75.7 8	86.2 =8	104.5 =3	16 12.4	-0.92 12.4	85.4 4
44	HOERL Jan	AUT	83.8 50	82.5 47	13 10.1	-0.75 47	39.1	85.7 =32	99.0 =18	16 -4.5	-1.08 14.6	72.1 =18	86.0 =19	101.0 =13	16 15.3	-1.13 15.3	81.3 7
45	RAIMUND Philipp	GER	84.7 =7	100.0 =1	13 11.3	-0.84 1	75.3	86.4 =3	104.0 =3	16 -4.5	-1.02 13.8	81.3 =1	86.5 =2	106.0 1	16 10.4	-0.77 10.4	86.4 2
46	TSCHOFENIG Daniel	AUT	84.1 =42	93.5 =30	13 10.0	-0.74 28	61.0	85.7 =32	99.0 =18	16 -4.5	-1.08 14.6	72.1 =18	85.7 =36	100.5 16	16 12.0	-0.89 12.0	77.0 =14
47	LANISEK Anze	SLO	84.5 =16	96.5 =16	13 7.6	-0.56 20	64.6	85.9 =21	100.0 =14	16 -4.5	-1.15 15.5	75.0 11	85.9 =26	104.5 =3	16 10.9	-0.81 10.9	83.9 5
48	NIKAIDO Ren	JPN	84.6 =11	97.0 =13	13 10.5	-0.78 7	68.5	86.3 =5	102.5 =7	16 -4.5	-1.11 15.0	79.5 4	DNS				



Results
Risultati / Résultats

Bib	Name	NOC Code	Round 1					Round 2					Round 3							
			Speed [km/h]	Dist. [m]	G/W Comp. Gate	Comp. [m/s]	Points	Speed [km/h]	Dist. [m]	G/W Comp. Gate	Comp. [m/s]	Points	Speed [km/h]	Dist. [m]	G/W Comp. Gate	Comp. [m/s]	Points			
			Rank	Rank	Points	Points	Rank	Rank	Rank	Points	Points	Rank	Rank	Rank	Points	Points	Rank			
49	KOBAYASHI Ryoyu	JPN	84.7 =7	93.5 =30	13	-0.86	62.6	25	86.3 =5	99.0 =18	16	-1.03	71.4	22	DNS					
50	PREVC Domen	SLO	84.5 =16	99.0 3	13	-0.86	73.6	4	86.0 =17	99.5 17	16	-1.26	75.5	10	86.0 =19	101.0 =13	16	-0.62	74.4	21

Jury / Competition Management				Judges			
FIS Race Director		PERTILE Sandro (FIS)		A	TANAKA Shinya (CAN)		
FIS Technical Delegate	Jury	GROS Jelko (SLO)		B	PIGUET David (SUI)		
FIS Assistant Technical Delegate	Jury	SPATH Georg (GER)		C	COMINA Giovanna (ITA)		
Chief of Competition	Jury	SAMBUGARO Sandro (ITA)		D	KNOLL Peter (GER)		
FIS Assistant Race Director		SEDLAK Borek (FIS)		E	GRAND-CHAVIN Bruno (FRA)		
FIS Equipment Controller		HAFELE Mathias (FIS)		SC	STUB NYBELIUS Marit (SWE)		

Competition / Weather Information											
	Time	Base Values			Weather	Temperature [°C]		Humidity [%]	Tan. Wind [m/s]		
		Wind	Gate	Length		Air	Track		Min.	Max.	Avg.
Round 1	19:00 - 19:40	0.00	13	80.44m	Few clouds	2.9 / 2.0	-7.0 / -7.0	79 / 83	-1.06	-0.20	-0.57
Round 2	19:46 - 20:27	0.00	15	81.96m	Few clouds	2.0 / 1.5	-7.0 / -7.0	83 / 85	-1.40	-0.75	-0.98
Round 3	20:33 - 21:10	0.00	16	82.71m	Few clouds	1.4 / 1.1	-7.0 / -7.0	85 / 86	-1.13	-0.49	-0.84

Statistics													
	Gate		Athletes	Falls	Distance [m]			Speed [km/h]			Athletes/NOCs		
	No.	Diff.			Min.	Max.	Avg.	Min.	Max.	Avg.	In start list	Started	With results
Round 1	13		50	0	67.0	100.0	92.9	83.8	85.1	84.4	51/21	50/21	50/21
Round 2	15		14	0	75.0	97.5	89.9	85.0	86.0	85.4	51/21	50/21	50/21
	16	0.75m	36	0	90.5	105.5	99.4	85.3	86.6	86.0			
Round 3	16		45	0	86.5	106.0	98.3	85.5	86.6	86.0	51/21	45/20	45/20

Note:
A bold line in the "Gate" column indicates a change in gate assignment at that point.
Total Point score calculation:
60 points are awarded for jumping the K-point distance. 2.0 points/metre are added to (or subtracted from) the athlete's total points for the jump's difference in length from the K-point. The gate and/or wind compensation points are added to, or subtracted from, the total points.

Legend:					
=	Equal sign indicates that two or more athletes share the same rank	Avg.	Average	Diff.	Difference
Dist.	Distance	DNS	Did Not Start	G/W Comp.	Gate/Wind Compensation
Max.	Maximum	Min.	Minimum	No.	Gate number
SC	Start Controller	Tan. Wind	Tangential Wind		



Results
Risultati / Résultats

Hill Data / Calculation			
Hill Size HS (95%)	141m (133.5m)	Gate Factor	7.20 points per m
K-Point	128m	Wind Factors - Head/Tail	12.60 / 18.90 points per m/s
Metre Value	1.8 points per m		

Bib	Name	NOC Code	Round 1				Round 2				Round 3						
			Speed [km/h]	Dist. [m]	G/W Gate	Comp. [m/s]	Points	Speed [km/h]	Dist. [m]	G/W Gate	Comp. [m/s]	Points	Speed [km/h]	Dist. [m]	G/W Gate	Comp. [m/s]	Points
			Rank	Rank	Points	Rank	Rank	Rank	Rank	Points	Rank	Rank	Points	Rank	Rank	Points	Rank
1	FOLEA Delia Anamaria	ROU	97.6 =12	99.5 =36	24 6.2	-0.33 45	14.9	97.7 =23	93.0 =45	24 23.8	-1.26 47	20.8	97.3 =13	92.0 43	23 22.9	-1.21 43	18.1
2	AMBROSI Martina	ITA	DNS				DNS				DNS						
3	EILERS Natalie	CAN	DNS				DNS				DNS						
4	MALSINER Jessica	ITA	97.7 =9	112.0 9	24 5.3	-0.28 36	36.5	97.8 =18	102.5 39	24 24.2	-1.28 41	38.3	97.1 =21	99.5 39	23 25.1	-1.33 37	33.8
5	JENCOVA Veronika	CZE	DNS				DNS				DNS						
6	HIRNER Lisa	AUT	97.0 29	109.0 =14	24 11.7	-0.62 35	37.5	97.2 =42	106.0 36	24 25.7	-1.36 38	46.1	97.1 =21	107.5 =33	23 26.6	-1.41 26	49.7
7	CHERVET Emma	FRA	97.4 =17	107.0 =17	24 11.0	-0.58 38	33.2	97.5 =34	93.0 =45	24 28.4	-1.50 46	25.4	97.0 =27	96.5 40	23 26.8	-1.42 39	30.1
8	WENG Yangning	CHN	97.3 =21	105.0 =23	24 13.4	-0.71 39	32.0	97.7 =23	103.0 38	24 28.0	-1.48 40	43.0	DNS				
9	WADSAK Meghann	AUT	97.7 =9	97.5 =39	24 8.3	-0.44 46	13.4	98.2 =8	98.0 43	24 28.5	-1.51 42	34.5	97.7 =5	100.0 38	23 24.0	-1.27 38	33.6
10	BELTOWSKA Pola	POL	96.8 30	97.0 =41	24 19.1	-1.01 44	23.3	97.6 =26	99.0 42	24 26.6	-1.41 43	34.4	96.9 =32	96.0 41	23 22.7	-1.20 40	25.1
11	KAPUSTIKOVA Kira Maria	SVK	97.4 =17	97.0 =41	24 24.9	-1.32 42	29.1	97.6 =26	92.0 47	24 33.5	-1.77 44	28.7	97.3 =13	95.0 42	23 19.3	-1.02 42	19.9
12	MATTILA Sofia	FIN	97.6 =12	97.5 =39	24 28.4	-1.50 37	33.5	97.8 =18	102.0 40	24 37.6	-1.99 32	50.8	97.2 =16	108.5 32	23 20.4	-1.08 33	45.3
13	TOTH Daniela Vasilica	ROU	97.3 =21	103.0 35	24 30.8	-1.63 31	45.8	97.8 =18	101.0 41	24 35.3	-1.87 37	46.7	97.1 =21	113.5 =25	23 16.3	-0.86 25	50.2
14	KORHONEN Minja	FIN	97.7 =9	109.0 =14	24 28.0	-1.48 23	53.8	97.6 =26	110.5 31	24 35.2	-1.86 15	63.7	97.1 =21	120.0 13	23 6.8	-0.36 21	52.4
15	ZANITZER Martina	ITA	97.3 =21	92.5 46	24 27.4	-1.45 43	23.5	98.2 =8	103.5 37	24 33.6	-1.78 =34	49.5	97.6 =9	114.5 24	23 7.0	-0.37 34	42.7
16	LIU Qi	CHN	97.1 =26	106.0 22	24 27.6	-1.46 29	48.0	97.4 =38	109.0 =33	24 30.6	-1.62 26	56.4	96.7 =37	116.5 =18	23 6.6	-0.35 32	45.9
17	MAURER Nicole	CAN	98.6 2	97.0 =41	24 27.4	-1.45 40	31.6	99.3 =1	107.0 35	24 27.4	-1.45 33	49.6	98.9 1	118.0 =15	23 6.8	-0.36 27	48.8
18	HIRVONEN Heta	FIN	97.8 8	109.5 =12	24 29.1	-1.54 22	55.8	97.8 =18	112.0 =28	24 26.5	-1.40 24	57.7	97.3 =13	119.0 14	23 2.5	-0.13 31	46.3
19	DONG Bing	CHN	96.6 =32	94.5 44	24 29.7	-1.57 41	29.4	97.5 =34	110.0 32	24 21.9	-1.16 =34	49.5	96.7 =37	111.0 =27	23 8.5	-0.45 36	37.9
20	ULRICOVA Klara	CZE	97.5 =14	84.5 47	24 30.8	-1.63 47	12.5	97.6 =26	97.5 44	24 20.4	-1.08 45	25.5	97.1 =21	101.0 37	23 13.0	-0.69 41	24.4
21	KOVACIC Maja	SLO	97.3 =21	98.0 38	24 32.5	-1.72 34	38.5	97.5 =34	109.0 =33	24 18.7	-0.99 39	44.5	97.1 =21	110.5 29	23 18.7	-0.99 29	47.2
22	INDRACKOVA Anezka	CZE	98.5 3	104.0 =28	24 33.1	-1.75 27	49.9	98.4 =5	117.0 =16	24 21.4	-1.13 19	61.6	97.8 4	116.5 =18	23 22.7	-1.20 17	62.0
23	ARNET Sina	SUI	98.8 1	110.0 11	24 30.4	-1.61 21	58.0	98.8 3	112.0 =28	24 21.2	-1.12 30	52.4	98.3 2	111.0 =27	23 22.5	-1.19 22	51.9



Results
Risultati / Résultats

Bib	Name	NOC Code	Round 1					Round 2					Round 3				
			Speed	Dist.	G/W	Comp.	Points	Speed	Dist.	G/W	Comp.	Points	Speed	Dist.	G/W	Comp.	Points
			[km/h]	[m]	Gate	[m/s]	Rank	[km/h]	[m]	Gate	[m/s]	Rank	[km/h]	[m]	Gate	[m/s]	Rank
24	JONES Paige	USA	98.0 =4	103.5 =31	24 Gate	-1.47 27.8	43.7 32	98.0 13	115.0 =22	24 Gate	-1.08 20.4	57.0 25	97.6 =9	107.0 =35	23 Gate	-1.28 24.2	46.4 30
25	KOMAR Katra	SLO	97.4 =17	103.5 =31	24 Gate	-1.69 31.9	47.8 30	97.4 =38	117.5 15	24 Gate	-0.97 18.3	59.4 21	96.9 =32	109.5 31	23 Gate	-1.41 26.6	53.3 20
26	JOHNSON Josie	USA	97.4 =17	99.5 =36	24 Gate	-1.64 31.0	39.7 33	97.6 =26	111.0 30	24 Gate	-0.99 18.7	48.1 36	97.2 =16	88.5 44	23 Gate	-1.36 25.7	14.6 44
27	BELSHAW Annika	USA	98.0 =4	105.0 =23	24 Gate	-1.66 31.4	50.0 26	97.9 =14	117.0 =16	24 Gate	-0.65 12.3	52.5 29	97.7 =5	107.0 =35	23 Gate	-1.34 25.3	47.5 28
28	PAGNIER Josephine	FRA	98.0 =4	104.0 =28	24 Gate	-1.71 32.3	49.1 28	97.9 =14	116.5 =18	24 Gate	-0.64 12.1	51.4 31	97.6 =9	116.0 21	23 Gate	-1.23 23.2	61.6 18
29	TWARDOSZ Anna	POL	97.9 7	106.5 21	24 Gate	-1.53 28.9	50.2 25	98.1 =11	116.5 =18	24 Gate	-0.71 13.4	52.7 28	97.7 =5	110.0 30	23 Gate	-1.24 23.4	51.0 24
30	WESTMAN Frida	SWE	96.6 =32	120.0 2	@22→21 Gate	-1.32 24.9	81.4 6	95.6 47	115.5 21	@24→19 Gate	-1.36 25.7	63.2 16	97.0 =27	126.0 5	@23→22 Gate	-1.22 23.1	79.5 2
31	RAUTIONAHO Jenny	FIN	96.2 =40	115.0 =6	22 Gate	-1.15 21.7	69.2 13	97.0 =45	116.0 20	24 Gate	-1.38 26.1	64.5 13	96.6 43	123.0 8	23 Gate	-1.00 18.9	69.9 9
32	SIEFF Annika	ITA	96.6 =32	111.5 10	22 Gate	-1.04 19.7	60.9 19	97.7 =23	114.0 26	24 Gate	-1.40 26.5	61.3 20	97.2 =16	115.5 22	23 Gate	-1.00 18.9	56.4 19
33	OPSETH Silje	NOR	97.5 =14	118.0 4	22 Gate	-0.81 15.3	68.2 15	98.5 4	122.0 10	24 Gate	-1.35 25.5	74.7 8	97.9 3	127.0 =2	23 Gate	-0.97 18.3	76.5 6
34	SEYFARTH Juliane	GER	97.1 =26	113.5 8	22 Gate	-0.80 15.1	59.9 20	98.1 =11	115.0 =22	24 Gate	-1.33 25.1	61.7 18	97.7 =5	107.5 =33	23 Gate	-0.87 16.4	39.5 35
35	ITO Yuki	JPN	97.3 =21	138.0 1	22 Gate	-0.82 15.5	104.4 1	97.2 =42	120.0 11	@24→22 Gate	-1.50 28.4	74.0 9	96.9 =32	120.5 12	22 Gate	-0.77 5.5	66.6 14.6
36	ZENG Ping	CHN	95.6 47	107.0 =17	20 Gate	-1.04 19.7	63.6 18	97.4 =38	118.0 14	24 Gate	-1.46 27.6	69.6 12	96.8 =35	121.5 =9	22 Gate	-0.81 5.5	69.1 15.3
37	SETO Yuka	JPN	96.5 36	107.0 =17	20 Gate	-1.33 25.1	69.0 14	98.2 =8	115.0 =22	24 Gate	-1.47 27.8	64.4 14	97.2 =16	115.0 23	22 Gate	-1.16 5.5	64.0 21.9
38	MUEHLBACHER Julia	AUT	96.2 =40	104.5 27	20 Gate	-1.63 30.8	70.2 12	97.9 =14	112.5 27	24 Gate	-1.40 26.5	58.6 22	96.7 =37	117.5 17	22 Gate	-0.94 5.5	64.4 17.8
39	KVANDAL Eirin Maria	NOR	96.0 45	115.0 =6	20 Gate	-1.67 31.6	89.9 4	97.2 =42	124.0 =6	@24→22 Gate	-1.35 25.5	78.3 5	97.0 =27	130.5 1	22 Gate	-0.97 5.5	88.3 18.3
40	TRAASERUD Heidi Dyhre	NOR	96.4 =37	104.0 =28	20 Gate	-1.73 32.7	71.2 11	97.8 =18	123.0 9	24 Gate	-1.33 25.1	76.1 7	96.8 =35	116.5 =18	22 Gate	-1.07 5.5	65.0 20.2
41	VODAN Nika	SLO	96.4 =37	105.0 =23	20 Gate	-1.81 34.2	74.5 9	97.9 =14	125.0 5	24 Gate	-0.99 18.7	73.3 10	96.7 =37	121.5 =9	22 Gate	-0.92 5.5	71.2 17.4
42	TAKANASHI Sara	JPN	96.1 =43	109.5 =12	20 Gate	-1.78 33.6	82.0 5	97.4 =38	128.0 3	24 Gate	-0.94 17.8	77.8 6	96.4 44	126.5 4	22 Gate	-0.82 5.5	78.3 15.5
43	SCHMID Katharina	GER	96.7 31	93.0 45	20 Gate	-1.81 34.2	52.9 24	98.4 =5	115.0 =22	24 Gate	-0.89 16.8	53.4 27	97.4 12	113.5 =25	22 Gate	-0.65 5.5	51.7 12.3
44	REISCH Agnes	GER	97.1 =26	105.0 =23	20 Gate	-1.46 27.6	67.9 16	98.3 7	118.5 13	24 Gate	-0.82 15.5	58.4 23	DNS				
45	STRATE Abigail	CAN	95.8 46	103.5 =31	20 Gate	-1.57 29.7	67.3 17	97.0 =45	119.0 12	24 Gate	-1.02 19.3	63.1 17	96.7 =37	127.0 =2	22 Gate	-0.70 5.5	76.9 13.2
46	FREITAG Selina	GER	96.1 =43	107.0 =17	20 Gate	-1.73 32.7	76.6 8	97.6 =26	124.0 =6	24 Gate	-1.03 19.5	72.3 11	96.7 =37	121.5 =9	22 Gate	-0.69 5.5	66.8 13.0
47	STROEM Anna Odine	NOR	97.5 =14	115.5 5	20 Gate	-1.77 33.5	92.7 3	99.3 =1	136.0 1	24 Gate	-0.77 14.6	89.0 2	DNS				
48	EDER Lisa	AUT	96.2 =40	103.5 =31	20 Gate	-1.80 34.0	71.6 10	97.5 =34	124.0 =6	23 Gate	-1.08 5.5	78.7 20.4	97.0 =27	118.0 =15	22 Gate	-0.77 5.5	62.1 14.6
49	MARUYAMA Nozomi	JPN	96.6 =32	108.0 16	20 Gate	-1.87 35.3	81.0 7	97.6 =26	127.5 4	23 Gate	-1.06 20.0	84.6 3	97.2 =16	124.0 7	22 Gate	-0.68 5.5	71.2 12.9



Results
Risultati / Résultats

Bib	Name	NOC Code	Round 1					Round 2					Round 3				
			Speed [km/h]	Dist. [m]	G/W Gate	Comp. [m/s]	Points	Speed [km/h]	Dist. [m]	G/W Gate	Comp. [m/s]	Points	Speed [km/h]	Dist. [m]	G/W Gate	Comp. [m/s]	Points
			Rank	Rank	Points	Points	Rank	Rank	Rank	Points	Points	Rank	Rank	Rank	Points	Points	Rank
50	PREVC Nika	SLO	96.4	118.5	20	-1.79	98.4	97.6	134.0	23	-0.99	95.0	97.0	124.5	22	-0.97	77.5
			=37	3	21.7	33.8	2	=26	2	5.5	18.7	1	=27	6	5.5	18.3	4

Jury / Competition Management				Judges			
FIS Race Director			PERTILE Sandro (FIS)	A	COMINA Giovanna (ITA)		
FIS Technical Delegate	Jury		GROS Jelko (SLO)	B	STUB NYBELIUS Marit (SWE)		
FIS Assistant Technical Delegate	Jury		JEROME Jessica (USA)	C	GRAND-CHAVIN Bruno (FRA)		
Chief of Competition	Jury		DELLASEGA Roberto (ITA)	D	KNOLL Peter (GER)		
FIS Assistant Race Director			TEPES Miran (FIS)	E	TANAKA Shinya (CAN)		
FIS Equipment Controller			BACZKOWSKA Agnieszka (FIS)	SC	WINKLER Juergen (FIS)		

Competition / Weather Information											
	Time	Base Values			Weather	Temperature [°C]		Humidity [%]	Tan. Wind [m/s]		
		Wind	Gate	Length		Air	Track		Min.	Max.	Avg.
Round 1	17:04 - 17:36	0.00	24	105.86m	High clouds	4.9 / 4.2	-6.5 / -6.5	74 / 75	-1.87	-0.28	-1.37
Round 2	17:44 - 18:15	0.00	24	105.86m	Mostly Clear	4.2 / 3.4	-6.5 / -6.5	75 / 79	-1.99	-0.64	-1.25
Round 3	18:25 - 18:57	0.00	23	105.10m	Mostly Clear	3.4 / 2.7	-6.5 / -6.5	79 / 81	-1.42	-0.13	-0.95

Statistics													
	Gate		Athletes	Falls	Distance [m]			Speed [km/h]			Athletes/NOCs		
	No.	Diff.			Min.	Max.	Avg.	Min.	Max.	Avg.	In start list	Started	With results
Round 1	20	-3.02m	15	0	93.0	118.5	107.1	95.6	97.5	96.4	50/17	47/17	47/17
	21	-2.27m	1	0	120.0	120.0	120.0	96.6	96.6	96.6			
	22	-1.52m	5	0	111.5	138.0	119.2	96.2	97.5	96.9			
	24		26	0	84.5	112.0	102.0	96.6	98.8	97.6			
Round 2	19	-3.77m	1	0	115.5	115.5	115.5	95.6	95.6	95.6	50/17	47/17	47/17
	22	-1.52m	2	0	120.0	124.0	122.0	97.2	97.2	97.2			
	23	-0.76m	3	0	124.0	134.0	128.5	97.5	97.6	97.6			
	24		41	0	92.0	136.0	111.5	97.0	99.3	97.9			
Round 3	22	-0.76m	15	0	113.5	130.5	121.6	96.4	97.4	96.9	50/17	44/17	44/17
	23		29	0	88.5	127.0	108.9	96.6	98.9	97.4			

Note:
A bold line in the "Gate" column indicates a change in gate assignment at that point.
Total Point score calculation:
60 points are awarded for jumping the K-point distance. 1.8 points/metre are added to (or subtracted from) the athlete's total points for the jump's difference in length from the K-point. The gate and/or wind compensation points are added to, or subtracted from, the total points.

Legend:					
=	Equal sign indicates that two or more athletes share the same rank	©	Gate change request by coach	Avg.	Average
Diff.	Difference	Dist.	Distance	DNS	Did Not Start
G/W Comp.	Gate/Wind Compensation	Max.	Maximum	Min.	Minimum
No.	Gate number	SC	Start Controller	Tan. Wind	Tangential Wind



Results
Risultati / Résultats

Hill Data / Calculation			
Hill Size HS (95%)	141m (133.5m)	Gate Factor	7.20 points per m
K-Point	128m	Wind Factors - Head/Tail	12.60 / 18.90 points per m/s
Metre Value	1.8 points per m		

Bib	Name	NOC Code	Round 1				Round 2				Round 3						
			Speed [km/h]	Dist. [m]	G/W Gate [m/s]	Comp. [m/s]	Points	Speed [km/h]	Dist. [m]	G/W Gate [m/s]	Comp. [m/s]	Points	Speed [km/h]	Dist. [m]	G/W Gate [m/s]	Comp. [m/s]	Points
			Rank	Rank	Points	Points	Rank	Rank	Points	Points	Rank	Rank	Points	Points	Rank	Rank	Points
1	CECON Francesco	ITA	93.9 49	112.0 45	15 16.4	-0.87 45	47.6	94.3 =38	116.0 =40	15 14.2	-0.75 41	52.6	94.7 =37	125.5 =30	16 8.9	-0.47 37	64.4
2	SONG Qiwu	CHN	94.2 =41	117.0 =37	15 14.7	-0.78 =38	54.9	94.3 =38	116.0 =40	15 17.8	-0.94 35	56.2	94.8 =35	127.5 =20	16 8.3	-0.44 34	67.4
3	SPULBER Mihnea Alexandru	ROU	94.9 =7	98.0 =48	15 14.0	-0.74 49	20.0	94.8 =14	96.0 48	15 21.2	-1.12 48	23.6	95.3 =13	102.0 46	16 6.4	-0.34 46	19.6
4	BEDIR Muhammed Ali	TUR	94.6 =27	98.0 =48	15 18.9	-1.00 48	24.9	94.7 =20	104.5 47	15 17.0	-0.90 =46	34.7	95.0 =26	111.5 44	16 2.6	-0.14 44	32.9
5	VAGUL Kaimar	EST	94.9 =7	119.0 35	15 17.2	-0.91 32	61.0	94.6 =25	117.5 =35	15 21.5	-1.14 30	62.6	94.9 =33	128.0 19	16 4.0	-0.21 38	64.0
6	CACINA Daniel Andrei	ROU	94.9 =7	114.5 =42	15 17.0	-0.90 42	52.7	94.5 =33	113.0 44	15 11.5	-0.61 45	44.5	95.2 =16	118.0 43	16 6.2	-0.33 43	48.2
7	IPCIOGLU Fatih Arda	TUR	94.7 =17	121.0 =29	15 11.3	-0.60 35	58.7	94.6 =25	112.0 45	15 16.6	-0.88 =43	47.8	95.4 =6	125.0 =32	16 8.5	-0.45 39	63.1
8	CHERVET Jules	FRA	94.7 =17	121.0 =29	15 11.9	-0.63 34	59.3	94.2 =42	118.0 =32	15 13.2	-0.70 38	55.2	95.0 =26	122.0 39	16 11.7	-0.62 41	60.9
9	PALOSAARI Vilho	FIN	94.7 =17	123.5 =21	15 13.2	-0.70 26	65.1	94.6 =25	121.0 =27	15 18.0	-0.95 28	65.4	95.0 =26	126.5 =27	16 12.7	-0.67 26	70.0
10	MILESI Enzo	FRA	94.9 =7	117.0 =37	15 14.7	-0.78 =38	54.9	94.9 =10	120.0 =30	15 9.4	-0.50 39	55.0	95.4 =6	125.0 =32	16 7.2	-0.38 40	61.8
11	BOYD-CLOWES Mackenzie	CAN	95.0 =5	107.0 47	15 9.6	-0.51 47	31.8	95.3 2	109.0 46	15 8.9	-0.47 =46	34.7	95.7 =1	121.5 40	16 9.6	-0.51 42	57.9
12	KALINICHENKO Vitaliy	UKR	94.5 =32	115.0 41	15 8.5	-0.45 46	45.1	94.7 =20	116.5 39	15 10.0	-0.53 42	49.3	95.4 =6	125.0 =32	16 16.3	-0.86 25	70.9
13	FRANTZ Tate	USA	94.7 =17	126.5 =12	15 10.6	-0.56 22	67.9	94.9 =10	126.0 22	15 13.8	-0.73 23	70.2	95.2 =16	103.0 45	16 10.2	-0.54 45	25.2
14	MARUSIAK Yevhen	UKR	94.1 =43	115.5 40	15 11.3	-0.60 43	48.8	94.2 =42	115.0 =42	15 19.3	-1.02 36	55.9	94.6 =39	125.0 =32	16 14.6	-0.77 =28	69.2
15	KAPUSTIK Hektor	SVK	94.5 =32	125.0 17	15 12.1	-0.64 23	66.7	94.7 =20	126.5 =19	15 21.0	-1.11 6	78.3	DNS				
16	BRESADOLA Giovanni	ITA	94.7 =17	121.0 =29	15 9.8	-0.52 36	57.2	95.0 =7	118.0 =32	15 18.5	-0.98 31	60.5	95.2 =16	129.0 16	16 18.7	-0.99 9	80.5
17	TRUNZ Felix	SUI	95.4 1	123.5 =21	15 12.7	-0.67 27	64.6	95.5 1	122.0 =25	15 21.7	-1.15 20	70.9	95.6 =3	127.0 =25	16 17.2	-0.91 16	75.4
18	INSAM Alex	ITA	94.7 =17	119.5 =33	15 14.7	-0.78 33	59.4	94.8 =14	117.0 =37	15 19.1	-1.01 32	59.3	95.0 =26	125.0 =32	16 14.6	-0.77 =28	69.2
19	VASSILYEV Danil	KAZ	94.2 =41	125.5 =15	15 7.0	-0.37 30	62.5	94.1 =45	121.0 =27	15 20.0	-1.06 26	67.4	94.6 =39	133.0 5	16 14.2	-0.75 6	83.2
20	MIZERNYKH Ilya	KAZ	95.0 =5	133.5 2	15 4.3	-0.23 15	74.2	94.9 =10	127.0 =16	15 18.7	-0.99 =8	76.9	95.4 =6	131.0 9	16 14.6	-0.77 11	80.0
21	KOUDELKA Roman	CZE	94.7 =17	122.5 =24	15 -1.4	0.11 44	48.7	94.7 =20	117.0 =37	15 15.5	-0.82 37	55.7	95.1 =21	124.0 =37	16 12.9	-0.68 36	65.7
22	BICKNER Kevin	USA	94.6 =27	132.0 6	15 -1.1	0.09 24	66.1	94.8 =14	126.5 =19	15 15.9	-0.84 15	73.2	95.2 =16	128.5 =17	16 14.2	-0.75 18	75.1
23	WASEK Pawel	POL	94.0 =47	132.5 =3	15 2.5	-0.13 17	70.6	94.6 =25	127.5 15	15 11.3	-0.60 22	70.4	95.0 =26	132.5 6	16 14.2	-0.75 7	82.3



Results
Risultati / Résultats

Bib	Name	NOC Code	Round 1				Round 2				Round 3			
			Speed [km/h]	Dist. [m]	G/W Comp. Gate [m/s]	Points	Speed [km/h]	Dist. [m]	G/W Comp. Gate [m/s]	Points	Speed [km/h]	Dist. [m]	G/W Comp. Gate [m/s]	Points
			Rank	Rank	Points	Points	Rank	Rank	Points	Points	Rank	Rank	Points	Points
24	HAUSWIRTH Sandro	SUI	94.8 =14	130.5 7	15 -0.32 6.0	70.5 18	95.2 =3	126.5 =19	15 -0.61 11.5	68.8 25	95.4 =6	127.0 =25	16 -0.68 12.9	71.1 23
25	AIGRO Artti	EST	94.3 =39	122.5 =24	15 -0.72 13.6	63.7 29	94.6 =25	129.5 =9	15 -0.44 8.3	71.0 19	95.0 =26	127.5 =20	16 -0.63 11.9	71.0 24
26	AALTO Antti	FIN	95.1 =3	126.5 =12	15 -1.12 21.2	78.5 8	95.0 =7	129.5 =9	15 -0.54 10.2	72.9 17	95.6 =3	131.5 8	16 -0.72 13.6	79.9 12
27	WELLINGER Andreas	GER	95.3 2	121.5 28	15 -1.40 26.5	74.8 13	95.2 =3	130.5 =6	15 -0.49 9.3	73.8 13	95.7 =1	129.5 =13	16 -0.84 15.9	78.6 14
28	KYTOESAHO Niko	FIN	94.7 =17	122.0 =26	15 -1.38 26.1	75.3 =11	94.2 =42	133.0 5	15 -0.37 7.0	76.0 11	94.7 =37	130.5 =10	16 -1.12 21.2	85.7 3
29	COLBY Jason	USA	94.1 =43	116.0 39	15 -1.37 25.9	64.3 28	94.0 48	127.0 =16	15 -0.29 5.5	63.7 29	94.3 =44	121.0 41	16 -1.13 21.4	68.8 31
30	STOCH Kamil	POL	94.1 =43	124.0 20	15 -1.25 23.6	76.4 9	94.1 =45	135.5 =2	15 -0.28 5.3	78.8 4	94.3 =44	128.5 =17	16 -0.81 15.3	76.2 15
31	DESCHWANDEN Gregor	SUI	94.9 =7	123.5 =21	15 -1.09 20.6	72.5 16	95.1 =5	134.0 4	15 -0.38 7.2	78.0 7	95.5 5	132.0 7	16 -0.86 16.3	83.5 5
32	PASCHKE Pius	GER	94.5 =32	114.5 =42	15 -0.95 18.0	53.7 40	94.4 =35	121.0 =27	15 -0.50 9.4	56.8 34	95.1 =21	124.0 =37	16 -0.74 14.0	66.8 35
33	ZAJC Timi	SLO	94.5 =32	122.0 =26	15 -0.85 16.1	65.3 25	94.3 =38	118.0 =32	15 -0.65 12.3	54.3 40	95.4 =6	129.5 =13	16 -0.54 10.2	72.9 21
34	FOUBERT Valentin	FRA	94.5 =32	124.5 =18	15 -0.83 15.7	69.4 21	94.6 =25	127.0 =16	15 -0.99 18.7	76.9 =8	94.6 =39	127.5 =20	16 -0.55 10.4	69.5 27
35	FORFANG Johann Andre	NOR	94.8 =14	126.0 14	15 -1.00 18.9	75.3 =11	94.8 =14	125.0 =23	15 -1.03 19.5	74.1 12	95.1 =21	130.5 =10	16 -0.52 9.8	74.3 20
36	NAKAMURA Naoki	JPN	DNS				DNS				DNS			
37	LINDVIK Marius	NOR	94.8 =14	118.5 36	15 -1.03 19.5	62.4 31	94.5 =33	120.0 =30	15 -1.32 24.9	70.5 21	95.2 =16	126.0 29	16 -0.97 18.3	74.7 19
38	TOMASIAK Kacper	POL	94.6 =27	114.0 44	15 -1.09 20.6	55.4 37	94.6 =25	128.0 14	15 -0.69 13.0	73.0 16	94.8 =35	127.5 =20	16 -0.85 16.1	75.2 17
39	ZOGRAFSKI Vladimir	BUL	94.3 =39	119.5 =33	15 -1.36 25.7	70.4 19	94.1 =45	117.5 =35	15 -0.94 17.8	58.9 33	94.5 42	129.5 =13	16 -0.98 18.5	81.2 8
40	SUNDAL Kristoffer Eriksen	NOR	94.6 =27	127.5 =9	15 -1.34 25.3	84.4 5	94.4 =35	*129.0 12	15 -0.61 11.5	73.3 14	94.4 43	130.0 12	16 -1.11 21.0	84.6 4
41	KRAFT Stefan	AUT	95.1 =3	120.5 32	15 -1.25 23.6	70.1 20	94.8 =14	122.0 =25	15 -0.91 17.2	66.4 27	95.1 =21	120.5 42	16 -1.13 21.4	67.9 33
42	EMBACHER Stephan	AUT	94.9 =7	124.5 =18	15 -1.10 20.8	74.5 14	94.9 =10	125.0 =23	15 -0.90 17.0	71.6 18	95.3 =13	127.5 =20	16 -0.52 9.8	68.9 30
43	HOFFMANN Felix	GER	94.9 =7	127.5 =9	15 -0.89 16.8	75.9 10	94.8 =14	129.5 =9	15 -0.83 15.7	78.4 5	95.1 =21	126.5 =27	16 -0.77 14.6	71.9 22
44	HOERL Jan	AUT	94.7 =17	140.5 1	15 -0.79 14.9	97.4 1	DNS				DNS			
45	RAIMUND Philipp	GER	94.5 =32	132.5 =3	14 -0.57 5.4 10.8	84.3 6	95.0 =7	135.5 =2	15 -0.57 10.8	84.3 2	95.3 =13	137.0 2	16 -0.53 10.0	86.2 2
46	TSCHOFENIG Daniel	AUT	94.0 =47	111.5 46	14 -0.94 5.4 17.8	53.5 41	94.3 =38	115.0 =42	15 -0.59 11.2	47.8 =43	94.3 =44	125.5 =30	16 -0.66 12.5	68.0 32
47	LANISEK Anze	SLO	94.1 =43	125.5 =15	14 -0.95 5.4 18.0	78.9 7	94.4 =35	128.5 13	15 -0.43 8.1	69.0 24	94.9 =33	135.5 4	16 -0.33 6.2	79.7 13
48	NIKAIDO Ren	JPN	94.6 =27	132.5 =3	14 -1.17 5.4 22.1	95.6 2	95.1 =5	139.0 1	15 -0.46 8.7	88.5 1	DNS			
49	KOBAYASHI Ryoyu	JPN	94.7 =17	129.5 8	14 -1.13 5.4 21.4	89.5 3	94.7 =20	130.5 =6	15 -0.79 14.9	79.4 3	95.4 =6	136.5 3	16 -0.27 5.1	80.4 10



Results
Risultati / Résultats

Bib	Name	NOC Code	Round 1					Round 2					Round 3				
			Speed [km/h]	Dist. [m]	G/W Gate	Comp. [m/s]	Points	Speed [km/h]	Dist. [m]	G/W Gate	Comp. [m/s]	Points	Speed [km/h]	Dist. [m]	G/W Gate	Comp. [m/s]	Points
			Rank	Rank	Points	Points	Rank	Rank	Rank	Points	Points	Rank	Rank	Rank	Points	Points	Rank
50	PREVC Domen	SLO	94.4	127.5	14	-1.08	84.9	94.6	130.0	15	-0.68	76.5	95.0	143.5	16	-0.74	101.9
			38	=9	5.4	20.4	4	=25	8		12.9	10	=26	1		14.0	1

Jury / Competition Management			Judges		
FIS Race Director		PERTILE Sandro (FIS)	A	STUB NYBELIUS Marit (SWE)	
FIS Technical Delegate	Jury	GROS Jelko (SLO)	B	COMINA Giovanna (ITA)	
FIS Assistant Technical Delegate	Jury	SPATH Georg (GER)	C	KNOLL Peter (GER)	
Chief of Competition	Jury	SAMBUGARO Sandro (ITA)	D	PIGUET David (SUI)	
FIS Assistant Race Director		SEDLAK Borek (FIS)	E	TANAKA Shinya (CAN)	
FIS Equipment Controller		HAFELE Mathias (FIS)	SC	BACZKOWSKA Agnieszka (FIS)	

Competition / Weather Information											
	Time	Base Values			Weather	Temperature [°C]		Humidity [%]	Tan. Wind [m/s]		
		Wind	Gate	Length		Air	Track		Min.	Max.	Avg.
Round 1	20:00 - 20:37	0.00	15	99.07m	Mostly Cloudy	2.2 / 1.6	-8.2 / -8.2	84 / 86	-1.40	0.11	-0.82
Round 2	20:44 - 21:22	0.00	15	99.07m	Overcast	1.6 / 1.4	-8.3 / -8.3	86 / 85	-1.32	-0.28	-0.75
Round 3	21:30 - 22:03	0.00	16	99.82m	Overcast	1.4 / 1.2	-8.3 / -8.3	85 / 86	-1.13	-0.14	-0.68

Statistics													
	Gate		Athletes	Falls	Distance [m]			Speed [km/h]			Athletes/NOCs		
	No.	Diff.			Min.	Max.	Avg.	Min.	Max.	Avg.	In start list	Started	With results
Round 1	14	-0.75m	6	0	111.5	132.5	126.5	94.0	94.7	94.4	50/21	49/21	49/21
	15		43	0	98.0	140.5	121.1	93.9	95.4	94.7			
Round 2	15		48	1	96.0	139.0	122.7	94.0	95.5	94.7	50/21	48/21	48/21
Round 3	16		46	0	102.0	143.5	126.5	94.3	95.7	95.1	50/21	46/20	46/20

Note:
A bold line in the "Gate" column indicates a change in gate assignment at that point.
Total Point score calculation:
60 points are awarded for jumping the K-point distance. 1.8 points/metre are added to (or subtracted from) the athlete's total points for the jump's difference in length from the K-point. The gate and/or wind compensation points are added to, or subtracted from, the total points.

Legend:					
*	Fall	=	Equal sign indicates that two or more athletes share the same rank	Avg.	Average
Diff.	Difference	Dist.	Distance	DNS	Did Not Start
G/W Comp.	Gate/Wind Compensation	Max.	Maximum	Min.	Minimum
No.	Gate number	SC	Start Controller	Tan. Wind	Tangential Wind



Results
Risultati / Résultats

Hill Data / Calculation			
Hill Size HS (95%)	141m (133.5m)	Gate Factor	7.20 points per m
K-Point	128m	Wind Factors - Head/Tail	12.60 / 18.90 points per m/s
Metre Value	1.8 points per m		

Bib	Name	NOC Code	Round 1				Round 2				Round 3						
			Speed [km/h]	Dist. [m]	G/W Gate [m/s]	Comp. Points	Points Rank	Speed [km/h]	Dist. [m]	G/W Gate [m/s]	Comp. Points	Points Rank	Speed [km/h]	Dist. [m]	G/W Gate [m/s]	Comp. Points	Points Rank
			Rank	Rank	Rank	Rank	Rank	Rank	Rank	Rank	Rank	Rank	Rank	Rank	Rank	Rank	Rank
1	CECON Francesco	ITA	93.9 =38	121.0 =25	15 19.8	-1.05 17	67.2 17	94.7 =20	124.5 =24	16 14.4	-0.76 24	68.1 24	94.5 =26	121.5 =21	16 11.2	-0.59 30	59.5 30
2	SONG Qiwu	CHN	94.0 =34	122.5 22	15 14.9	-0.79 19.8	65.0 =18	94.6 =23	126.0 =16	16 11.9	-0.63 23	68.3 23	94.5 =26	122.5 =18	16 18.5	-0.98 19	68.6 19
3	SPULBER Mihnea Alexandru	ROU	94.4 =12	97.5 49	15 18.5	-0.98 49	23.6 49	95.4 =1	104.5 48	16 10.8	-0.57 48	28.5 48	95.1 =5	102.5 42	16 18.9	-1.00 41	33.0 41
4	BEDIR Muhammed Ali	TUR	94.4 =12	103.0 47	15 15.7	-0.83 48	30.7 48	95.1 =4	111.0 =45	16 9.1	-0.48 47	38.5 47	94.5 =26	97.5 =43	16 18.7	-0.99 44	23.8 44
5	VAGUL Kaimar	EST	94.1 =28	115.0 40	15 15.3	-0.81 40	51.9 40	94.6 =23	123.0 =31	16 12.3	-0.65 33	63.3 33	94.7 =13	119.0 =28	16 18.1	-0.96 26	61.9 26
6	CACINA Daniel Andrei	ROU	94.7 =6	114.5 =41	15 12.9	-0.68 43	48.6 43	95.0 =8	110.0 47	16 12.3	-0.65 46	39.9 46	95.1 =5	112.0 39	16 20.4	-1.08 38	51.6 38
7	IPCIOGLU Fatih Arda	TUR	94.2 =21	119.5 =30	15 16.6	-0.88 30	61.3 30	94.4 =33	120.5 35	16 15.7	-0.83 34	62.2 34	94.7 =13	123.0 =16	16 12.7	-0.67 24	63.7 24
8	CHERVET Jules	FRA	94.5 11	111.0 46	15 14.4	-0.76 46	43.8 46	94.7 =20	116.0 42	16 11.2	-0.59 43	49.6 43	94.7 =13	114.0 37	16 18.7	-0.99 35	53.5 35
9	PALOSAARI Vilho	FIN	94.0 =34	123.0 =19	15 20.8	-1.10 13	71.8 13	94.2 =42	120.0 36	16 10.8	-0.57 40	56.4 40	94.4 =33	115.0 35	16 16.3	-0.86 =36	52.9 =36
10	MILESI Enzo	FRA	94.8 =4	121.5 =23	15 11.7	-0.62 31	60.0 31	95.0 =8	121.0 =33	16 14.2	-0.75 37	61.6 37	94.8 =10	114.5 36	16 19.8	-1.05 34	55.5 34
11	BOYD-CLOWES Mackenzie	CAN	95.1 2	115.5 39	15 14.7	-0.78 39	52.2 39	95.2 3	116.5 41	16 6.0	-0.32 45	45.3 45	95.4 2	111.5 40	16 13.8	-0.73 40	44.1 40
12	KALINICHENKO Vitaliy	UKR	94.3 =18	114.0 43	15 16.3	-0.86 41	51.1 41	94.8 =14	118.5 =38	16 8.1	-0.43 42	51.0 42	94.8 =10	97.5 =43	16 25.7	-1.36 42	30.8 42
13	FRANTZ Tate	USA	94.2 =21	124.5 =14	15 16.8	-0.89 15	70.5 15	94.3 =35	129.0 =5	16 7.0	-0.37 21	68.8 21	94.4 =33	123.5 15	16 19.7	-1.04 14	71.6 14
14	MARUSIAK Yevhen	UKR	93.8 =41	101.5 48	15 19.5	-1.03 47	31.8 47	94.3 =35	127.0 =13	16 5.7	-0.30 31	63.9 31	94.5 =26	121.0 =23	16 18.3	-0.97 23	65.7 23
15	KAPUSTIK Hektor	SVK	94.1 =28	125.5 13	15 18.7	-0.99 =7	74.2 =7	94.3 =35	129.0 =5	16 5.1	-0.27 26	66.9 26	DNS				
16	BRESADOLA Giovanni	ITA	94.3 =18	119.0 =32	15 20.4	-1.08 =20	64.2 =20	94.6 =23	128.0 =8	16 6.8	-0.36 27	66.8 27	94.6 =22	118.0 32	16 14.6	-0.77 33	56.6 33
17	TRUNZ Felix	SUI	95.2 1	126.0 =11	15 17.8	-0.94 =7	74.2 =7	95.4 =1	131.0 2	16 9.1	-0.48 =8	74.5 =8	95.6 1	129.0 =4	16 6.4	-0.34 20	68.2 20
18	INSAM Alex	ITA	94.2 =21	117.0 =37	15 18.1	-0.96 35	58.3 35	94.8 =14	114.0 44	16 11.3	-0.60 44	46.1 44	94.9 9	121.0 =23	16 12.9	-0.68 =28	60.3 =28
19	VASSILYEV Danil	KAZ	94.1 =28	119.5 =30	15 17.8	-0.94 26	62.5 26	94.5 =29	*125.0 =20	16 11.7	-0.62 29	66.3 29	94.0 =42	119.0 =28	16 13.8	-0.73 31	57.6 31
20	MIZERNYKH Ilya	KAZ	94.4 =12	117.5 36	15 22.9	-1.21 22	64.0 22	94.9 =10	125.0 =20	16 12.1	-0.64 28	66.7 28	94.7 =13	126.0 =11	16 12.3	-0.65 18	68.7 18
21	KOUDELKA Roman	CZE	94.2 =21	112.5 44	15 17.0	-0.90 42	49.1 42	94.8 =14	111.0 =45	16 23.1	-1.22 41	52.5 41	94.8 =10	117.0 34	16 21.5	-1.14 27	61.7 27
22	BICKNER Kevin	USA	94.1 =28	119.0 =32	15 15.7	-0.83 32	59.5 32	94.6 =23	125.0 =20	16 23.6	-1.25 4	78.2 4	94.3 =36	121.5 =21	16 23.6	-1.25 13	71.9 13
23	WASEK Pawel	POL	93.9 =38	123.5 =17	15 10.0	-0.53 =28	61.9 =28	94.5 =29	127.5 =10	16 15.1	-0.80 =11	74.2 =11	94.3 =36	124.0 14	16 22.7	-1.20 8	75.5 8



Results
Risultati / Résultats

Bib	Name	NOC Code	Round 1				Round 2				Round 3						
			Speed [km/h]	Dist. [m]	G/W Comp. Gate	Points [m/s]	Points Rank	Speed [km/h]	Dist. [m]	G/W Comp. Gate	Points [m/s]	Points Rank	Speed [km/h]	Dist. [m]	G/W Comp. Gate	Points [m/s]	Points Rank
			Rank	Rank	Points	Points	Rank	Rank	Rank	Points	Points	Rank	Rank	Rank	Points	Points	Rank
24	HAUSWIRTH Sandro	SUI	94.8 =4	124.0 16	15 15	-0.51 9.6	62.4 27	95.1 =4	127.5 =10	16 16	-0.65 12.3	71.4 =15	95.1 =5	119.0 =28	16 16	-1.19 22.5	66.3 22
25	AIGRO Artti	EST	94.3 =18	123.0 =19	15 15	-0.62 11.7	62.7 25	94.5 =29	124.0 =26	16 16	-0.88 16.6	69.4 19	DNS				
26	AALTO Antti	FIN	94.6 =9	126.0 =11	15 15	-0.86 16.3	72.7 12	94.9 =10	121.0 =33	16 16	-1.18 22.3	69.7 18	DNS				
27	WELLINGER Andreas	GER	94.7 =6	118.0 35	15 15	-0.72 13.6	55.6 37	95.1 =4	124.0 =26	16 16	-1.15 21.7	74.5 =8	95.3 =3	122.5 =18	16 16	-1.16 21.9	72.0 12
28	KYTOESAHO Niko	FIN	93.8 =41	128.0 =7	15 15	-0.73 13.8	73.8 10	94.1 =45	124.0 =26	16 16	-0.58 11.0	63.8 32	DNS				
29	COLBY Jason	USA	93.2 49	119.0 =32	15 15	-0.80 15.1	58.9 33	93.4 48	115.0 43	16 16	-1.10 20.8	57.4 39	92.9 44	112.5 38	16 16	-1.10 20.8	52.9 =36
30	STOCH Kamil	POL	93.4 48	126.5 10	15 15	-0.87 16.4	73.7 11	94.1 =45	126.0 =16	16 16	-1.09 20.6	77.0 5	94.0 =42	120.5 26	16 16	-0.87 16.4	62.9 25
31	DESCHWANDEN Gregor	SUI	94.7 =6	128.0 =7	15 15	-0.75 14.2	74.2 =7	95.1 =4	123.0 =31	16 16	-0.97 18.3	69.3 20	95.1 =5	124.5 13	16 16	-1.03 19.5	73.2 10
32	PASCHKE Pius	GER	94.0 =34	117.0 =37	15 15	-0.74 14.0	54.2 38	94.6 =23	118.0 40	16 16	-0.82 15.5	57.5 38	94.6 =22	117.5 33	16 16	-0.87 16.4	57.5 32
33	ZAJC Timi	SLO	94.4 =12	132.0 4	15 15	-0.44 8.3	75.5 5	94.9 =10	130.0 3	16 16	-0.48 9.1	72.7 13	94.7 =13	122.0 20	16 16	-0.94 17.8	67.0 21
34	FOUBERT Valentin	FRA	94.2 =21	124.5 =14	15 15	-0.48 9.1	62.8 24	94.7 =20	129.5 4	16 16	-0.61 11.5	74.2 =11	94.6 =22	127.0 =9	16 16	-0.93 17.6	75.8 7
35	FORFANG Johann Andre	NOR	93.9 =38	123.0 =19	15 15	-0.74 14.0	65.0 =18	94.3 =35	119.5 37	16 16	-0.90 17.0	61.7 =35	94.1 41	126.0 =11	16 16	-0.95 18.0	74.4 9
36	NAKAMURA Naoki	JPN	94.1 =28	121.5 =23	15 15	-0.84 15.9	64.2 =20	94.4 =33	125.0 =20	16 16	-0.68 12.9	67.5 25	94.5 =26	127.0 =9	16 16	-0.95 18.0	76.2 6
37	LINDVIK Marius	NOR	94.4 =12	128.5 6	15 15	-0.76 14.4	75.3 6	94.8 =14	127.0 =13	16 16	-0.70 13.2	71.4 =15	94.4 =33	128.0 7	16 16	-0.65 12.3	72.3 11
38	TOMASIAK Kacper	POL	94.4 =12	120.0 29	15 15	-0.86 16.3	61.9 =28	94.9 =10	126.0 =16	16 16	-0.95 18.0	74.4 10	94.7 =13	128.5 6	16 16	-0.51 9.6	70.5 16
39	ZOGRAFSKI Vladimir	BUL	93.8 =41	127.0 9	15 15	-0.69 13.0	71.2 14	94.3 =35	129.0 =5	16 16	-1.00 18.9	80.7 2	94.3 =36	127.5 8	16 16	-0.58 11.0	70.1 17
40	SUNDAL Kristoffer Eriksen	NOR	93.6 =44	123.5 =17	15 15	-0.58 11.0	62.9 23	94.2 =42	128.0 =8	16 16	-0.89 16.8	76.8 6	94.7 =13	131.5 2	16 16	-0.95 18.0	84.3 2
41	KRAFT Stefan	AUT	93.5 =46	114.5 =41	15 15	-0.47 8.9	44.6 45	94.8 =14	123.5 30	16 16	-0.89 16.8	68.7 22	94.7 =13	119.0 =28	16 16	-0.37 7.0	50.8 39
42	EMBACHER Stephan	AUT	94.1 =28	121.0 =25	15 15	-0.60 11.3	58.7 34	94.6 =23	125.5 19	16 16	-0.82 15.5	71.0 17	94.5 =26	123.0 =16	16 16	-1.07 20.2	71.2 15
43	HOFFMANN Felix	GER	93.6 =44	120.5 28	15 15	-0.62 11.7	58.2 36	94.5 =29	126.5 15	16 16	-0.76 14.4	71.7 14	94.3 =36	120.0 27	16 16	-0.78 14.7	60.3 =28
44	HOERL Jan	AUT	94.2 =21	137.0 2	15 15	-0.74 14.0	90.2 2	DNS				94.6 =22	132.0 1	16 16	-1.08 20.4	87.6 1	
45	RAIMUND Philipp	GER	94.2 =21	131.0 5	15 15	-0.61 11.5	76.9 4	94.3 =35	127.5 =10	15 15	-0.74 5.4	78.5 14.0	DNS				
46	TSCHOFENIG Daniel	AUT	93.5 =46	111.5 45	15 15	-0.91 17.2	47.5 44	93.8 47	118.5 =38	15 15	-0.71 5.4	61.7 13.4	94.2 40	103.5 41	16 16	-0.78 14.7	30.6 43
47	LANISEK Anze	SLO	94.0 =34	121.0 =25	15 15	-1.08 20.4	67.8 16	94.3 =35	124.5 =24	15 15	-0.37 5.4	66.1 7.0	94.5 =26	121.0 =23	16 16	-1.55 29.3	76.7 5
48	NIKAIDO Ren	JPN	94.9 3	134.0 3	15 15	-0.82 15.5	86.3 3	94.8 =14	132.5 1	15 15	-0.60 5.4	84.8 11.3	95.3 =3	129.0 =4	16 16	-0.85 16.1	77.9 4
49	KOBAYASHI Ryoyu	JPN	DNS				94.2 =42	124.0 =26	15 15	-0.88 5.4	74.8 16.6	7	94.7 =13	130.0 3	16 16	-0.93 17.6	81.2 3



Results
Risultati / Résultats

Bib	Name	NOC Code	Round 1					Round 2					Round 3				
			Speed [km/h]	Dist. [m]	G/W Gate	Comp. [m/s]	Points	Speed [km/h]	Dist. [m]	G/W Gate	Comp. [m/s]	Points	Speed [km/h]	Dist. [m]	G/W Gate	Comp. [m/s]	Points
			Rank	Rank	Points	Points	Rank	Rank	Rank	Points	Points	Rank	Rank	Rank	Points	Points	Rank
50	PREVC Domen	SLO	94.6	138.5	15	-0.63	90.8	DNS					DNS				
			=9	1		11.9											

Jury / Competition Management				Judges			
FIS Race Director			PERTILE Sandro (FIS)	A	STUB NYBELIUS Marit (SWE)		
FIS Technical Delegate	Jury		GROS Jelko (SLO)	B	COMINA Giovanna (ITA)		
FIS Assistant Technical Delegate	Jury		SPATH Georg (GER)	C	KNOLL Peter (GER)		
Chief of Competition	Jury		SAMBUGARO Sandro (ITA)	D	PIGUET David (SUI)		
FIS Assistant Race Director			SEDLAK Borek (FIS)	E	TANAKA Shinya (CAN)		
FIS Equipment Controller			HAFELE Mathias (FIS)	SC	BACZKOWSKA Agnieszka (FIS)		

Competition / Weather Information											
	Time	Base Values			Weather	Temperature [°C]		Humidity [%]	Tan. Wind [m/s]		
		Wind	Gate	Length		Air	Track		Min.	Max.	Avg.
		Round 1	18:30 - 19:08	0.00		15	99.07m		Mostly Clear	3.8 / 1.7	-7.9 / -7.9
Round 2	19:15 - 19:55	0.00	16	99.82m	Mostly Cloudy	1.7 / 0.9	-9.3 / -9.3	64 / 67	-1.25	-0.27	-0.72
Round 3	20:05 - 20:41	0.00	16	99.82m	Mostly Cloudy	0.2 / 0.1	-9.5 / -9.5	70 / 71	-1.55	-0.34	-0.91

Statistics													
	Gate		Athletes	Falls	Distance [m]			Speed [km/h]			Athletes/NOCs		
	No.	Diff.			Min.	Max.	Avg.	Min.	Max.	Avg.	In start list	Started	With results
Round 1	15		49	0	97.5	138.5	120.9	93.2	95.2	94.2	50/21	49/21	49/21
Round 2	15	-0.75m	5	0	118.5	132.5	125.4	93.8	94.8	94.3	50/21	48/21	48/21
	16		43	1	104.5	131.0	122.7	93.4	95.4	94.7			
Round 3	16		44	0	97.5	132.0	120.0	92.9	95.6	94.6	50/21	44/20	44/20

Note:
A bold line in the "Gate" column indicates a change in gate assignment at that point.

Total Point score calculation:

60 points are awarded for jumping the K-point distance. 1.8 points/metre are added to (or subtracted from) the athlete's total points for the jump's difference in length from the K-point. The gate and/or wind compensation points are added to, or subtracted from, the total points.

Legend:					
*	Fall	=	Equal sign indicates that two or more athletes share the same rank	Avg.	Average
Diff.	Difference	Dist.	Distance	DNS	Did Not Start
G/W Comp.	Gate/Wind Compensation	Max.	Maximum	Min.	Minimum
No.	Gate number	SC	Start Controller	Tan. Wind	Tangential Wind



Results
Risultati / Résultats

Hill Data / Calculation			
Hill Size HS (95%)	141m (133.5m)	Gate Factor	7.20 points per m
K-Point	128m	Wind Factors - Head/Tail	12.60 / 18.90 points per m/s
Metre Value	1.8 points per m		

Bib	Name	NOC Code	Round 1				Round 2				Round 3						
			Speed [km/h]	Dist. [m]	G/W Gate	Comp. [m/s]	Points	Speed [km/h]	Dist. [m]	G/W Gate	Comp. [m/s]	Points	Speed [km/h]	Dist. [m]	G/W Gate	Comp. [m/s]	Points
			Rank	Rank	Points	Points	Rank	Rank	Rank	Points	Points	Rank	Rank	Rank	Points	Points	Rank
1	FOLEA Delia Anamaria	ROU	95.6 =12	91.0 45	20 -1.8	0.14 =42	0.0	94.6 =12	88.5 45	19 -20.5	1.63 =40	0.0	93.2 40	84.5 40	19 -23.9	1.90 =33	0.0
2	AMBROSI Martina	ITA	DNS				DNS				DNS						
3	EILERS Natalie	CAN	DNS				DNS				DNS						
4	MALSINER Jessica	ITA	95.6 =12	99.0 43	20 -0.8	0.06 38	7.0	94.9 =6	113.5 =29	19 -22.9	1.82 36	11.0	94.0 =26	109.0 =26	19 -21.5	1.71 30	4.3
5	JENCOVA Veronika	CZE	DNS				DNS				DNS						
6	HIRNER Lisa	AUT	95.7 =8	118.0 =16	20 -1.4	0.11 16	40.6	94.8 9	115.5 =24	19 -24.6	1.95 33	12.9	94.0 =26	110.0 =23	19 -24.6	1.95 32	3.0
7	CHERVET Emma	FRA	95.5 =17	94.0 44	20 -0.3	0.02 =42	0.0	94.2 22	99.5 41	19 -18.1	1.44 =40	0.0	93.9 =31	103.0 =33	19 -25.8	2.05 =33	0.0
8	WENG Yangning	CHN	95.7 =8	108.0 37	20 -5.4	0.43 37	18.6	94.6 =12	105.5 40	19 -15.6	1.24 38	3.9	93.8 =35	100.5 =37	19 -23.9	1.90 =33	0.0
9	WADSAK Meghann	AUT	96.0 5	101.5 =39	20 -10.1	0.80 41	2.2	95.1 5	98.5 42	19 -20.3	1.61 =40	0.0	94.5 =9	102.0 =35	19 -21.4	1.70 =33	0.0
10	BELTOWSKA Pola	POL	95.4 =19	104.5 38	20 -13.5	1.07 40	4.2	94.3 =20	98.0 43	19 -16.3	1.29 =40	0.0	94.2 =18	104.0 32	19 -29.7	2.36 =33	0.0
11	KAPUSTIKOVA Kira Maria	SVK	95.1 =24	99.5 42	20 -10.0	0.79 =42	0.0	93.9 25	96.5 44	19 -24.6	1.95 =40	0.0	94.4 =11	100.5 =37	19 -26.7	2.12 =33	0.0
12	MATTILA Sofia	FIN	95.4 =19	109.0 =34	20 -5.9	0.47 36	19.9	94.5 =16	117.0 =19	19 -20.5	1.63 27	19.7	DNS				
13	TOTH Daniela Vasilica	ROU	95.7 =8	117.5 18	20 -8.9	0.71 25	32.2	94.7 =10	108.5 34	19 -21.5	1.71 39	3.4	94.2 =18	114.0 16	19 -27.0	2.14 28	7.8
14	KORHONEN Minja	FIN	95.6 =12	113.0 =27	20 -5.2	0.41 28	27.8	94.6 =12	118.5 15	19 -20.3	1.61 24	22.6	93.5 =38	113.0 =17	19 -24.2	1.92 25	8.8
15	ZANITZER Martina	ITA	95.8 7	111.5 32	20 -5.5	0.44 32	24.8	95.4 3	127.0 =6	19 -21.9	1.74 14	36.3	94.6 =6	115.5 =13	19 -21.9	1.74 18	15.6
16	LIU Qi	CHN	95.1 =24	114.5 26	20 -9.4	0.75 =29	26.3	94.4 =18	118.0 =16	19 -24.4	1.94 29	17.6	94.1 =22	113.0 =17	19 -24.9	1.98 27	8.1
17	MAURER Nicole	CAN	96.8 1	113.0 =27	20 -7.3	0.58 31	25.7	95.8 =1	107.5 36	19 -18.5	1.47 37	4.6	95.7 1	113.0 =17	19 -24.4	1.94 26	8.6
18	HIRVONEN Heta	FIN	95.4 =19	117.0 =19	20 -6.8	0.54 24	33.4	94.9 =6	122.5 10	19 -19.3	1.53 18	30.8	94.4 =11	119.0 10	19 -25.1	1.99 16	18.7
19	DONG Bing	CHN	94.7 32	101.5 =39	20 -7.2	0.57 39	5.1	94.7 =10	117.0 =19	19 -19.8	1.57 26	20.4	93.9 =31	110.0 =23	19 -22.0	1.75 29	5.6
20	ULRICOVA Klara	CZE	95.4 =19	100.0 41	20 -9.7	0.77 =42	0.0	94.9 =6	106.5 =37	19 -21.7	1.72 =40	0.0	94.4 =11	97.5 39	19 -17.5	1.39 =33	0.0
21	KOVACIC Maja	SLO	95.2 23	116.0 =21	20 -12.1	0.96 =29	26.3	94.5 =16	116.5 22	19 -23.2	1.84 31	16.1	94.1 =22	115.5 =13	19 -18.3	1.45 15	19.2
22	INDRACKOVA Anezka	CZE	96.1 =3	117.0 =19	20 -4.7	0.37 22	35.5	95.3 4	121.0 12	19 -21.8	1.73 22	25.6	94.7 5	112.5 20	19 -11.2	0.89 13	20.9
23	ARNET Sina	SUI	96.7 2	109.0 =34	20 -4.7	0.37 34	21.1	95.8 =1	115.5 =24	19 -24.9	1.98 34	12.6	95.4 2	103.0 =33	19 -11.7	0.93 31	3.3



Results
Risultati / Résultats

Bib	Name	NOC Code	Round 1					Round 2					Round 3				
			Speed [km/h]	Dist. [m]	G/W Gate	Comp. [m/s]	Points	Speed [km/h]	Dist. [m]	G/W Gate	Comp. [m/s]	Points	Speed [km/h]	Dist. [m]	G/W Gate	Comp. [m/s]	Points
			Rank	Rank	Points	Points	Rank	Rank	Rank	Points	Points	Rank	Rank	Rank	Points	Points	Rank
24	JONES Paige	USA	95.6 =12	110.5 33	20 Gate	0.50 -6.3	22.2 33	94.6 =12	113.5 =29	19 Gate	1.63 -20.5	13.4 32	94.5 =9	110.5 =21	19 Gate	0.93 -11.7	16.8 17
25	KOMAR Katra	SLO	95.0 =26	115.0 =24	20 Gate	0.55 -6.9	29.7 27	92.6 45	106.0 39	16 Gate	1.50 -18.9	17.8 28	93.9 =31	109.0 =26	19 Gate	0.88 -11.1	14.7 19
26	JOHNSON Josie	USA	95.7 =8	119.0 14	20 Gate	0.33 -4.2	39.6 18	93.5 =33	119.5 13	16 Gate	1.99 -25.1	35.9 15	94.4 =11	109.0 =26	19 Gate	0.91 -11.5	14.3 20
27	BELSHAW Annika	USA	95.6 =12	115.5 23	20 Gate	0.48 -6.0	31.5 26	93.2 =42	116.0 23	16 Gate	2.14 -27.0	27.7 21	94.1 =22	109.0 =26	19 Gate	1.25 -15.8	10.0 24
28	PAGNIER Josephine	FRA	95.9 6	119.5 13	20 Gate	0.60 -7.6	37.1 20	93.7 =27	111.5 32	16 Gate	2.02 -25.5	21.1 25	DNS				
29	TWARDOSZ Anna	POL	96.1 =3	109.0 =34	20 Gate	0.45 -5.7	20.1 35	93.7 =27	106.5 =37	16 Gate	2.10 -26.5	11.1 35	94.6 =6	102.0 =35	19 Gate	1.09 -13.7	0.0 =33
30	WESTMAN Frida	SWE	94.9 =28	126.0 5	18 Gate	0.39 -4.9	62.3 4	94.0 24	121.5 11	16 Gate	1.75 -22.0	42.6 10	93.9 =31	128.0 3	18 Gate	1.31 -16.5	48.9 3
31	RAUTIONAHO Jenny	FIN	DNS					DNS					DNS				
32	SIEFF Annika	ITA	95.0 =26	118.5 15	18 Gate	0.74 -9.3	44.4 14	93.4 =39	115.5 =24	16 Gate	1.67 -21.0	32.8 17	94.0 =26	114.5 15	18 Gate	1.13 -14.2	26.9 12
33	OPSETH Silje	NOR	95.5 =17	126.5 4	18 Gate	0.66 -8.3	59.8 6	94.1 23	128.0 =4	16 Gate	1.73 -21.8	54.5 6	DNS				
34	SEYFARTH Juliane	GER	94.9 =28	115.0 =24	18 Gate	0.91 -11.5	35.9 21	93.6 =30	111.0 33	16 Gate	1.67 -21.0	24.7 23	94.0 =26	107.5 30	18 Gate	1.38 -17.4	11.1 22
35	ITO Yuki	JPN	94.8 =30	134.5 1	18 Gate	1.13 -14.2	68.3 2	93.5 =33	131.0 3	16 Gate	1.58 -19.9	61.8 2	93.5 =38	107.0 31	18 Gate	1.36 -17.1	10.5 23
36	ZENG Ping	CHN	93.5 =39	113.0 =27	16 Gate	1.63 -20.5	34.2 23	93.3 41	113.0 31	16 Gate	1.57 -19.8	29.5 20	93.7 37	110.0 =23	18 Gate	1.62 -20.4	12.6 21
37	SETO Yuka	JPN	93.5 =39	123.0 10	16 Gate	1.99 -25.1	47.6 11	93.5 =33	117.0 =19	16 Gate	1.50 -18.9	37.6 12	93.8 =35	118.0 11	18 Gate	1.47 -18.5	28.9 10
38	MUEHLBACHER Julia	AUT	93.9 38	121.0 =11	16 Gate	1.81 -22.8	46.3 12	93.8 26	115.0 27	16 Gate	1.83 -23.1	29.8 19	94.2 =18	117.5 12	18 Gate	1.46 -18.4	28.1 11
39	KVANDAL Eirin Maria	NOR	93.1 =43	130.0 2	15 Gate	1.72 -21.7	69.0 1	93.5 =33	132.0 1	16 Gate	1.60 -20.2	63.3 1	94.0 =26	132.5 1	18 Gate	1.39 -17.5	56.0 2
40	TRAASERUD Heidi Dyhre	NOR	93.1 =43	113.0 =27	15 Gate	1.70 -21.4	38.7 19	93.6 =30	131.5 2	16 Gate	1.78 -22.4	60.2 4	94.3 =16	124.0 =5	18 Gate	1.04 -13.1	45.1 =5
41	VODAN Nika	SLO	93.5 =39	124.5 8	15 Gate	1.75 -22.0	58.8 7	93.5 =33	125.5 9	16 Gate	1.73 -21.8	50.0 8	DNS				
42	TAKANASHI Sara	JPN	93.2 42	125.0 =6	15 Gate	1.60 -20.2	61.5 5	93.2 =42	127.0 =6	16 Gate	1.78 -22.4	52.1 7	DNS				
43	SCHMID Katharina	GER	94.3 =34	112.0 31	15 Gate	1.27 -16.0	42.3 15	94.3 =20	108.0 35	16 Gate	1.82 -22.9	17.4 30	94.9 =3	110.5 =21	18 Gate	1.09 -13.7	20.2 14
44	REISCH Agnes	GER	94.8 =30	116.0 =21	17 Gate	1.15 -14.5	40.2 17	94.4 =18	117.5 18	16 Gate	1.62 -20.4	37.0 13	94.9 =3	122.5 8	18 Gate	1.54 -19.4	36.1 9
45	STRATE Abigail	CAN	92.9 45	121.0 =11	16 Gate	1.49 -18.8	50.3 10	93.1 44	119.0 14	16 Gate	1.30 -16.4	43.7 9	94.3 =16	125.5 4	18 Gate	1.25 -15.8	45.1 =5
46	FREITAG Selina	GER	94.3 =34	124.0 9	17 Gate	0.94 -11.8	57.3 9	93.5 =33	126.0 8	16 Gate	1.43 -18.0	54.7 5	94.1 =22	124.0 =5	18 Gate	1.34 -16.9	41.3 7
47	STROEM Anna Odine	NOR	DNS					DNS					DNS				
48	EDER Lisa	AUT	94.4 33	118.0 =16	17 Gate	1.04 -13.1	45.2 13	93.6 =30	114.0 28	16 Gate	1.44 -18.1	33.0 16	94.2 =18	120.0 9	18 Gate	1.00 -12.6	38.4 8
49	MARUYAMA Nozomi	JPN	94.3 =34	125.0 =6	17 Gate	1.06 -13.4	57.5 8	93.7 =27	118.0 =16	16 Gate	1.28 -16.1	42.2 11	94.6 =6	124.0 =5	18 Gate	0.94 -11.8	46.4 4



Results
Risultati / Résultats

Bib	Name	NOC Code	Round 1					Round 2					Round 3				
			Speed [km/h]	Dist. [m]	G/W Gate	Comp. [m/s]	Points	Speed [km/h]	Dist. [m]	G/W Gate	Comp. [m/s]	Points	Speed [km/h]	Dist. [m]	G/W Gate	Comp. [m/s]	Points
			Rank	Rank	Points	Points	Rank	Rank	Rank	Points	Points	Rank	Rank	Rank	Points	Points	Rank
50	PREVC Nika	SLO	94.3	128.5	17	0.94	65.4	93.4	128.0	16	1.17	61.6	94.4	130.5	18	0.94	58.1
			=34	3	16.3	-11.8	3	=39	=4	16.3	-14.7	3	=11	2	5.4	-11.8	1

Jury / Competition Management				Judges			
FIS Race Director			PERTILE Sandro (FIS)	A	COMINA Giovanna (ITA)		
FIS Technical Delegate	Jury		GROS Jelko (SLO)	B	STUB NYBELIUS Marit (SWE)		
FIS Assistant Technical Delegate	Jury		JEROME Jessica (USA)	C	GRAND-CHAVIN Bruno (FRA)		
Chief of Competition	Jury		DELLASEGA Roberto (ITA)	D	KNOLL Peter (GER)		
FIS Assistant Race Director			TEPES Miran (FIS)	E	TANAKA Shinya (CAN)		
FIS Equipment Controller			BACZKOWSKA Agnieszka (FIS)	SC	WINKLER Juergen (FIS)		

Competition / Weather Information											
	Time	Base Values			Weather	Temperature [°C]		Humidity [%]	Tan. Wind [m/s]		
		Wind	Gate	Length		Air	Track		Min.	Max.	Avg.
		Round 1	09:01 - 09:40	0.00		20	102.84m	Overcast	1.0 / 1.6	-8.5 / -8.5	79 / 77
Round 2	09:46 - 10:24	0.00	19	102.09m	Overcast	1.6 / 1.3	-8.4 / -8.4	77 / 79	1.17	2.14	1.67
Round 3	10:31 - 11:04	0.00	19	102.09m	Overcast	1.3 / 0.8	-8.4 / -8.4	79 / 88	0.88	2.36	1.48

Statistics													
	Gate		Athletes	Falls	Distance [m]			Speed [km/h]			Athletes/NOCs		
	No.	Diff.			Min.	Max.	Avg.	Min.	Max.	Avg.	In start list	Started	With results
Round 1	15	-3.77m	5	0	112.0	130.0	120.9	93.1	94.3	93.4	50/17	45/17	45/17
	16	-3.02m	4	0	113.0	123.0	119.5	92.9	93.9	93.4			
	17	-2.26m	5	0	116.0	128.5	122.3	94.3	94.8	94.4			
	18	-1.50m	5	0	115.0	134.5	124.1	94.8	95.5	95.0			
Round 2	20		26	0	91.0	119.5	109.3	94.7	96.8	95.6	50/17	45/17	45/17
	16	-2.27m	24	0	106.0	132.0	119.1	92.6	94.4	93.6			
Round 3	19		21	0	88.5	127.0	110.7	93.9	95.8	94.8	50/17	40/17	40/17
	18	-0.75m	16	0	107.0	132.5	119.8	93.5	94.9	94.2			
	19		24	0	84.5	119.0	107.5	93.2	95.7	94.3			

Note:

A bold line in the "Gate" column indicates a change in gate assignment at that point.

Total Point score calculation:

60 points are awarded for jumping the K-point distance. 1.8 points/metre are added to (or subtracted from) the athlete's total points for the jump's difference in length from the K-point. The gate and/or wind compensation points are added to, or subtracted from, the total points.

Legend:

= Equal sign indicates that two or more athletes share the same rank

Avg. Average

Diff. Difference

Dist. Distance

DNS Did Not Start

G/W Comp. Gate/Wind Compensation

Max. Maximum

Min. Minimum

No. Gate number

SC Start Controller

Tan. Wind Tangential Wind



Results
Risultati / Résultats

Hill Data / Calculation			
Hill Size HS (95%)	141m (133.5m)	Gate Factor	7.20 points per m
K-Point	128m	Wind Factors - Head/Tail	12.60 / 18.90 points per m/s
Metre Value	1.8 points per m		

Bib	Name	NOC Code	Round 1				Round 2				Round 3						
			Speed [km/h]	Dist. [m]	G/W Gate	Comp. [m/s]	Points	Speed [km/h]	Dist. [m]	G/W Gate	Comp. [m/s]	Points	Speed [km/h]	Dist. [m]	G/W Gate	Comp. [m/s]	Points
			Rank	Rank	Points	Points	Rank	Rank	Rank	Points	Points	Rank	Rank	Rank	Points	Points	Rank
51	ZHAO Jiawen	CHN	DNS				DNS										
1	CECON Francesco	ITA	DNS				DNS										
2	SONG Qiwu	CHN	DNS				DNS										
3	SPULBER Mihnea Alexandru	ROU	96.8 1	111.5 7	19 9.4	-0.50 9	39.7	95.8 1	111.5 8	17 9.4	-0.50 =7	39.7					
4	BEDIR Muhammed Ali	TUR	95.7 =4	110.5 8	19 24.2	-1.28 7	52.7	95.1 =5	114.5 6	17 4.0	-0.21 =7	39.7					
5	VAGUL Kaimar	EST	DNS				DNS										
6	CACINA Daniel Andrei	ROU	95.7 =4	110.0 9	19 15.3	-0.81 8	42.9	95.0 7	112.0 7	17 14.7	-0.78 6	45.9					
7	IPCIOGLU Fatih Arda	TUR	96.3 2	119.5 6	19 22.1	-1.17 5	66.8	95.3 4	118.5 5	17 12.1	-0.64 5	55.0					
8	CHERVET Jules	FRA	95.7 =4	122.5 4	19 28.9	-1.53 4	79.0	95.1 =5	124.5 4	17 4.9	-0.26 4	58.6					
9	PALOSAARI Vilho	FIN	DNS				DNS										
10	MILESI Enzo	FRA	96.0 3	120.0 5	19 9.6	-0.51 6	55.2	95.4 3	125.5 3	17 5.5	-0.29 3	61.0					
11	BOYD-CLOWES Mackenzie	CAN	DNS				DNS										
12	KALINICHENKO Vitaliy	UKR	DNS				DNS										
13	FRANTZ Tate	USA	DNS				DNS										
14	MARUSIAK Yevhen	UKR	DNS				DNS										
15	KAPUSTIK Hektor	SVK	DNS				DNS										
16	BRESADOLA Giovanni	ITA	DNS				DNS										
17	TRUNZ Felix	SUI	DNS				DNS										
18	INSAM Alex	ITA	DNS				DNS										
19	VASSILYEV Danil	KAZ	DNS				DNS										
20	MIZERNYKH Ilya	KAZ	DNS				DNS										
21	KOUDELKA Roman	CZE	DNS				DNS										
22	BICKNER Kevin	USA	DNS				DNS										



Results
Risultati / Résultats

Bib	Name	NOC Code	Round 1				Round 2				Round 3						
			Speed [km/h]	Dist. [m]	G/W Gate	Comp. [m/s]	Points	Speed [km/h]	Dist. [m]	G/W Gate	Comp. [m/s]	Points	Speed [km/h]	Dist. [m]	G/W Gate	Comp. [m/s]	Points
			Rank	Rank	Points	Points	Rank	Rank	Rank	Points	Points	Rank	Rank	Rank	Points	Points	Rank
23	WASEK Pawel	POL	DNS				DNS										
24	HAUSWIRTH Sandro	SUI	DNS				DNS										
25	AIGRO Artti	EST	DNS				DNS										
26	AALTO Antti	FIN	DNS				DNS										
27	WELLINGER Andreas	GER	DNS				DNS										
28	KYTOESAHO Niko	FIN	DNS				DNS										
29	COLBY Jason	USA	DNS				DNS										
30	STOCH Kamil	POL	DNS				DNS										
31	DESCHWANDEN Gregor	SUI	DNS				DNS										
32	PASCHKE Pius	GER	DNS				DNS										
33	ZAJC Timi	SLO	DNS				DNS										
34	FOUBERT Valentin	FRA	95.7 =4	133.0 2	19 21.9	-1.16 21.9	90.9 1	DNS									
35	FORFANG Johann Andre	NOR	DNS				DNS										
36	NAKAMURA Naoki	JPN	DNS				DNS										
37	LINDVIK Marius	NOR	DNS				DNS										
38	TOMASIAK Kacper	POL	DNS				DNS										
39	ZOGRAFSKI Vladimir	BUL	DNS				DNS										
40	SUNDAL Kristoffer Eriksen	NOR	DNS				DNS										
41	KRAFT Stefan	AUT	95.5 8	128.0 3	18 5.4	-1.14 21.5	86.9 3	95.5 2	130.0 2	17 12.9	-0.68 12.9	76.5 2					
42	EMBACHER Stephan	AUT	DNS				DNS										
43	HOFFMANN Felix	GER	DNS				DNS										
44	HOERL Jan	AUT	DNS				DNS										
45	RAIMUND Philipp	GER	DNS				DNS										
46	TSCHOFENIG Daniel	AUT	95.4 9	138.5 1	18 5.4	-0.33 6.2	90.5 2	94.2 8	133.0 1	16 5.5	-0.36 6.8	81.3 1					
47	LANISEK Anze	SLO	DNS				DNS										
48	NIKAIDO Ren	JPN	DNS				DNS										



Results
Risultati / Résultats

Bib	Name	NOC Code	Round 1					Round 2					Round 3				
			Speed [km/h]	Dist. [m]	G/W Comp. Gate	Comp. [m/s]	Points	Speed [km/h]	Dist. [m]	G/W Comp. Gate	Comp. [m/s]	Points	Speed [km/h]	Dist. [m]	G/W Comp. Gate	Comp. [m/s]	Points
			Rank	Rank	Points	Points	Rank	Rank	Rank	Points	Points	Rank	Rank	Rank	Points	Points	Rank
49	KOBAYASHI Ryoyu	JPN	DNS					DNS									
50	PREVC Domen	SLO	DNS					DNS									

Jury / Competition Management				Judges			
FIS Race Director		PERTILE Sandro (FIS)		A	STUB NYBELIUS Marit (SWE)		
FIS Technical Delegate	Jury	GROS Jelko (SLO)		B	COMINA Giovanna (ITA)		
FIS Assistant Technical Delegate	Jury	SPATH Georg (GER)		C	KNOLL Peter (GER)		
Chief of Competition	Jury	SAMBUGARO Sandro (ITA)		D	PIGUET David (SUI)		
FIS Assistant Race Director		SEDLAK Borek (FIS)		E	TANAKA Shinya (CAN)		
FIS Equipment Controller		HAFELE Mathias (FIS)		SC	BACZKOWSKA Agnieszka (FIS)		

Competition / Weather Information											
	Time	Base Values			Weather	Temperature [°C]		Humidity [%]	Tan. Wind [m/s]		
		Wind	Gate	Length		Air	Track		Min.	Max.	Avg.
Round 1	11:30 - 11:39	0.00	19	102.09m	High clouds	3.4 / 3.4	-8.1 / -8.1	37 / 37	-1.53	-0.33	-0.94
Round 2	12:09 - 12:15	0.00	17	100.58m	Mostly Clear	3.6 / 3.6	-8.1 / -8.1	34 / 34	-0.78	-0.21	-0.46

Statistics													
	Gate		Athletes	Falls	Distance [m]			Speed [km/h]			Athletes/NOCs		
	No.	Diff.			Min.	Max.	Avg.	Min.	Max.	Avg.	In start list	Started	With results
Round 1	18	-0.75m	2	0	128.0	138.5	133.2	95.4	95.5	95.4	51/21	9/4	9/4
	19		7	0	110.0	133.0	118.1	95.7	96.8	96.0			
Round 2	16	-0.76m	1	0	133.0	133.0	133.0	94.2	94.2	94.2	51/21	8/4	8/4
	17		7	0	111.5	130.0	119.5	95.0	95.8	95.3			

Note:
A bold line in the "Gate" column indicates a change in gate assignment at that point.
Total Point score calculation:
60 points are awarded for jumping the K-point distance. 1.8 points/metre are added to (or subtracted from) the athlete's total points for the jump's difference in length from the K-point. The gate and/or wind compensation points are added to, or subtracted from, the total points.

Legend:			
=	Equal sign indicates that two or more athletes share the same rank	Avg.	Average
Diff.		Diff.	Difference
Dist.	Distance	DNS	Did Not Start
Max.	Maximum	Min.	Minimum
SC	Start Controller	Tan. Wind	Tangential Wind
		G/W Comp.	Gate/Wind Compensation
		No.	Gate number



Results
Risultati / Résultats

Hill Data / Calculation			
Hill Size HS (95%)	107m (101.5m)	Gate Factor	6.00 points per m
K-Point	98m	Wind Factors - Head/Tail	9.00 / 13.50 points per m/s
Metre Value	2.0 points per m		

Bib	Name	NOC Code	Speed	Dist.	G/W Comp.		Points	Rank
			[km/h] Rank	[m] Rank	Gate	[m/s] Points		
1	JENCOVA Veronika	CZE	89.9 =4	83.0 50	26	-1.31 17.7	47.7 50	
2	MALSINER Jessica	ITA	90.0 3	89.5 =43	26	-1.31 17.7	60.7 45	
3	EILERS Natalie	CAN	90.2 =1	84.5 49	26	-1.22 16.5	49.5 49	
4	AMBROSI Martina	ITA	88.9 16	89.0 45	26	-1.37 18.5	60.5 46	
5	FOLEA Delia Anamaria	ROU	90.2 =1	87.5 =47	26	-1.23 16.6	55.6 47	
6	HIRNER Lisa	AUT	89.7 =6	96.0 =16	26	-1.11 15.0	71.0 38	
7	CHERVET Emma	FRA	89.3 =9	89.5 =43	25	-1.01 13.6	61.2 44	
8	WENG Yangning	CHN	89.3 =9	94.0 =28	25	-1.03 13.9	70.5 =39	
9	WADSAK Meghann	AUT	89.9 =4	95.5 =20	25	-0.81 10.9	70.5 =39	
10	BELTOWSKA Pola	POL	89.0 15	87.5 =47	25	-0.69 9.3	52.9 48	
11	KAPUSTIKOVA Kira Maria	SVK	89.7 =6	97.0 =10	25	-0.72 9.7	72.3 35	
12	MATTILA Sofia	FIN	89.7 =6	97.0 =10	25	-0.65 8.8	71.4 37	
13	TOTH Daniela Vasilica	ROU	88.8 =17	93.5 =31	24	-0.61 9.1	68.3 42	
14	KORHONEN Minja	FIN	88.8 =17	96.0 =16	24	-0.63 9.1	73.6 33	
15	ZANITZER Martina	ITA	89.3 =9	97.0 =10	24	-0.76 10.3	77.4 29	
16	LIU Qi	CHN	88.6 =19	97.5 =7	24	-0.71 9.1	77.7 27	
17	MAURER Nicole	CAN	89.3 =9	90.5 =40	23	-0.79 10.7	69.3 41	
18	HIRVONEN Heta	FIN	88.5 =21	95.0 =23	23	-0.65 8.8	76.4 31	
19	DONG Bing	CHN	87.9 =28	90.5 =40	23	-0.32 13.6	62.9 43	
20	ULRICOVA Klara	CZE	88.6 =19	93.5 =31	23	-0.55 13.6	72.0 36	
21	KOVACIC Maja	SLO	88.5 =21	94.0 =28	23	-0.63 8.5	74.1 32	
22	INDRACKOVA Anezka	CZE	89.2 =13	98.5 =5	23	-0.80 10.8	85.4 16	
23	ARNET Sina	SUI	89.2 =13	94.0 =28	23	-0.84 11.3	76.9 30	
24	JONES Paige	USA	88.4 23	99.0 =3	22	-0.60 18.2	88.3 =11	
25	KOMAR Katra	SLO	87.7 =35	94.5 =25	22	-0.60 8.1	79.3 25	
26	JOHNSON Josie	USA	88.2 =24	97.0 =10	22	-0.57 18.2	83.9 =17	
27	BELSHAW Annika	USA	87.8 =32	91.0 =37	21	-0.66 22.7	77.6 28	
28	PAGNIER Josephine	FRA	87.8 =32	88.0 46	21	-0.73 22.7	72.6 34	
29	TWARDOSZ Anna	POL	87.7 =35	93.0 =34	21	-0.69 9.3	82.0 =22	
30	WESTMAN Frida	SWE	87.5 40	94.5 =25	21	-0.61 22.7	83.9 =17	
31	RAUTIONAHO Jenny	FIN	87.1 =46	97.5 =7	21	-0.46 22.7	87.9 =13	
32	SIEFF Annika	ITA	87.4 =41	96.0 =16	21	-0.51 22.7	85.6 15	
33	OPSETH Silje	NOR	87.9 =28	95.5 =20	21	-0.32 22.7	82.0 =22	
34	SEYFARTH Juliane	GER	87.6 =37	90.5 =40	21	-0.76 22.7	78.0 26	
35	ITO Yuki	JPN	87.9 =28	96.5 15	21	-0.78 22.7	90.2 9	
36	ZENG Ping	CHN	87.6 =37	97.5 =7	21	-0.71 22.7	91.3 8	
37	SETO Yuka	JPN	88.0 =26	96.0 =16	21	-0.71 22.7	88.3 =11	
38	MUEHLBACHER Julia	AUT	88.0 =26	93.5 =31	21	-0.74 22.7	83.7 20	
39	KVANDAL Eirin Maria	NOR	87.0 =48	98.5 =5	20	-0.79 27.2	98.9 4	
40	TRAASERUD Heidi Dyhre	NOR	87.4 =41	91.0 =37	20	-0.76 27.2	83.5 21	
41	VODAN Nika	SLO	87.3 45	95.5 =20	20	-0.86 27.2	93.8 6	
42	TAKANASHI Sara	JPN	87.0 =48	95.0 =23	20	-0.92 27.2	93.6 7	
43	SCHMID Katharina	GER	87.8 =32	91.5 36	20	-0.71 27.2	83.8 19	
44	REISCH Agnes	GER	87.9 =28	91.0 =37	20	-0.57 27.2	80.9 24	
45	STRATE Abigail	CAN	87.0 =48	94.5 =25	20	-0.70 27.2	89.6 10	
46	FREITAG Selina	GER	87.1 =46	93.0 =34	20	-0.79 27.2	87.9 =13	



Results
Risultati / Résultats

Bib	Name	NOC Code	Speed	Dist.	G/W Comp.		Points	
			[km/h] Rank	[m] Rank	Gate Points	[m/s] Points	Rank	
47	STROEM Anna Odine	NOR	88.2 =24	100.0 2	20 27.2	-0.80 10.8	102.0	2
48	EDER Lisa	AUT	87.4 =41	97.0 =10	20 27.2	-0.67 9.0	94.2	5

Bib	Name	NOC Code	Speed	Dist.	G/W Comp.		Points	
			[km/h] Rank	[m] Rank	Gate Points	[m/s] Points	Rank	
49	MARUYAMA Nozomi	JPN	87.6 =37	99.0 =3	20 27.2	-0.93 12.6	101.8	3
50	PREVC Nika	SLO	87.4 =41	103.0 1	20 27.2	-0.95 12.8	110.0	1

Jury / Competition Management				Judges			
FIS Race Director			PERTILE Sandro (FIS)	A	STUB NYBELIUS Marit (SWE)		
FIS Technical Delegate	Jury		GROS Jelko (SLO)	B	GRAND-CHAVIN Bruno (FRA)		
FIS Assistant Technical Delegate	Jury		JEROME Jessica (USA)	C	PIGUET David (SUI)		
Chief of Competition	Jury		DELLASEGA Roberto (ITA)	D	COMINA Giovanna (ITA)		
FIS Assistant Race Director			TEPES Miran (FIS)	E	TANAKA Shinya (CAN)		
FIS Equipment Controller			BACZKOWSKA Agnieszka (FIS)	SC	KNOLL Peter (GER)		

Competition / Weather Information											
	Time	Base Values			Weather	Temperature [°C]		Humidity [%]	Tan. Wind [m/s]		
		Wind	Gate	Length		Air	Track		Min.	Max.	Avg.
Trial Round	17:45 - 18:22	0.00	26	90.26m	Variable no precipitation	2.3 / 2.1	-6.4 / -6.4	90 / 90	-1.37	-0.32	-0.77

Statistics													
	Gate		Athletes	Falls	Distance [m]			Speed [km/h]			Athletes/NOCs		
	No.	Diff.			Min.	Max.	Avg.	Min.	Max.	Avg.	In start list	Started	With results
Trial Round	20	-4.54m	13	0	91.0	103.0	95.7	87.0	88.2	87.4	50/17	50/17	50/17
	21	-3.78m	11	0	88.0	97.5	94.1	87.1	88.0	87.7			
	22	-3.03m	3	0	94.5	99.0	96.8	87.7	88.4	88.1			
	23	-2.27m	7	0	90.5	98.5	93.7	87.9	89.3	88.7			
	24	-1.51m	4	0	93.5	97.5	96.0	88.6	89.3	88.9			
	25	-0.76m	6	0	87.5	97.0	93.4	89.0	89.9	89.5			
	26		6	0	83.0	96.0	88.2	88.9	90.2	89.8			

Note:
A bold line in the "Gate" column indicates a change in gate assignment at that point.
Total Point score calculation:
60 points are awarded for jumping the K-point distance. 2.0 points/metre are added to (or subtracted from) the athlete's total points for the jump's difference in length from the K-point. The gate and/or wind compensation points are added to, or subtracted from, the total points.

Legend:			
=	Equal sign indicates that two or more athletes share the same rank	©	Gate change request by coach
Diff.	Difference	Dist.	Distance
Max.	Maximum	Min.	Minimum
SC	Start Controller	Tan. Wind	Tangential Wind
		Avg.	Average
		G/W Comp.	Gate/Wind Compensation
		No.	Gate number



Results
Risultati / Résultats

Hill Data / Calculation			
Hill Size HS (95%)	107m (101.5m)	Gate Factor	6.00 points per m
K-Point	98m	Wind Factors - Head/Tail	9.00 / 13.50 points per m/s
Metre Value	2.0 points per m		

Rank	Bib Name	NOC Code	Speed [km/h]	Distance		Judges Marks					Judges Points	Gate/Wind Compensation				Round		Total
				[m]	Points	A	B	C	D	E		Gate Points	[m/s]	Points	Total	Rank		
1	47 STROEM Anna Odine	NOR	88.3	100.0	64.0	17.5	17.5	17.5	17.5	17.5	52.5	20	9.1	-0.84	11.3	136.9	1	267.3
			88.1	101.0	66.0	17.5	18.0	17.0	17.0	17.5	52.0	20	4.6	-0.58	7.8	130.4	1	
2	50 PREVC Nika	SLO	87.4	98.0	60.0	17.0	16.0	16.5	17.0	15.5	49.5	20	9.1	-1.28	17.3	135.9	2	266.2
			87.3	99.5	63.0	17.5	18.5	18.0	18.0	17.5	53.5	20	4.6	-0.68	9.2	130.3	2	
3	49 MARUYAMA Nozomi	JPN	87.5	97.0	58.0	17.5	16.5	17.5	17.5	17.0	52.0	20	9.1	-1.23	16.6	135.7	3	261.8
			87.5	100.0	64.0	17.5	17.0	17.0	16.0	17.0	51.0	20	4.6	-0.48	6.5	126.1	4	
4	48 EDER Lisa	AUT	87.5	95.0	54.0	17.0	17.0	17.0	17.0	17.0	51.0	20	9.1	-1.21	16.3	130.4	5	257.3
			87.5	100.0	64.0	17.5	17.5	17.0	17.5	17.0	52.0	20	4.6	-0.47	6.3	126.9	3	
5	39 KVANDAL Eirin Maria	NOR	87.3	99.5	63.0	17.0	15.5	17.5	17.5	16.0	50.5	20	9.1	-0.69	9.3	131.9	4	254.9
			87.3	98.0	60.0	16.5	15.5	16.5	16.5	16.0	49.0	20	4.6	-0.70	9.4	123.0	5	
6	40 TRAASERUD Heidi Dyhre	NOR	87.2	96.0	56.0	16.0	17.0	16.0	16.0	15.5	48.0	20	9.1	-1.12	15.1	128.2	6	248.6
			87.4	99.0	62.0	16.0	17.0	16.0	16.5	16.0	48.5	20	4.6	-0.39	5.3	120.4	7	
7	46 FREITAG Selina	GER	87.3	94.5	53.0	16.5	16.5	15.5	16.0	15.0	48.0	20	9.1	-0.97	13.1	123.2	11	244.7
			87.1	97.5	59.0	15.5	15.5	16.0	16.0	16.0	47.5	20	4.6	-0.77	10.4	121.5	6	
8	41 VODAN Nika	SLO	87.4	95.0	54.0	15.5	15.0	16.0	16.0	15.0	46.5	20	9.1	-1.24	16.7	126.3	7	242.5
			87.1	94.5	53.0	16.0	15.5	16.0	16.5	16.5	48.5	20	4.6	-0.75	10.1	116.2	14	
9	44 REISCH Agnes	GER	88.0	92.0	48.0	17.0	16.5	17.0	17.0	17.0	51.0	20	9.1	-1.13	15.3	123.4	=9	241.3
			87.7	93.0	50.0	16.5	17.0	17.0	17.0	17.0	51.0	20	4.6	-0.91	12.3	117.9	9	
10	29 TWARDOSZ Anna	POL	88.4	96.0	56.0	16.5	16.5	16.5	17.5	17.0	50.0	22		-1.33	18.0	124.0	8	240.5
			87.4	93.5	51.0	16.5	17.5	16.5	17.0	16.5	50.0	20	4.6	-0.81	10.9	116.5	13	
11	45 STRATE Abigail	CAN	87.3	93.5	51.0	16.0	15.5	16.5	17.0	16.5	49.0	20	9.1	-1.01	13.6	122.7	12	240.4
			87.1	95.5	55.0	16.5	15.5	15.5	15.5	16.0	47.0	20	4.6	-0.82	11.1	117.7	=10	
12	33 OPSETH Silje	NOR	88.6	101.0	66.0	16.5	15.0	16.0	15.0	16.5	47.5	22		-0.48	6.5	120.0	15	239.3
			87.4	98.5	61.0	16.5	16.5	16.5	16.5	16.5	49.5	20	4.6	-0.31	4.2	119.3	8	
13	42 TAKANASHI Sara	JPN	87.0	92.0	48.0	16.5	15.0	16.0	16.0	15.5	47.5	20	9.1	-1.25	16.9	121.5	14	238.9
			86.9	96.0	56.0	16.0	16.0	17.0	17.0	16.0	49.0	20	4.6	-0.58	7.8	117.4	12	
14	37 SETO Yuka	JPN	87.5	95.0	54.0	17.0	17.0	17.5	17.5	17.0	51.5	20	9.1	-0.65	8.8	123.4	=9	237.8
			87.4	92.5	49.0	16.5	17.0	17.0	17.0	16.0	50.5	20	4.6	-0.76	10.3	114.4	17	
15	36 ZENG Ping	CHN	87.1	99.0	62.0	15.0	14.5	14.5	14.5	14.5	43.5	20	9.1	-0.59	8.0	122.6	13	237.3
			86.9	95.0	54.0	15.0	15.0	15.0	15.0	14.5	45.0	20	4.6	-0.82	11.1	114.7	16	
16	43 SCHMID Katharina	GER	87.7	89.0	42.0	17.0	16.5	16.5	17.5	16.5	50.0	20	9.1	-1.13	15.3	116.4	18	234.1
			87.6	97.5	59.0	17.5	17.5	17.5	17.5	17.5	52.5	20	4.6	-0.12	1.6	117.7	=10	
17	35 ITO Yuki	JPN	87.4	92.5	49.0	17.0	16.5	17.5	17.5	16.5	51.0	20	9.1	-0.61	8.2	117.3	17	228.6
			87.3	95.5	55.0	17.0	17.0	17.0	17.0	17.0	51.0	20	4.6	-0.05	0.7	111.3	20	
18	22 INDRACKOVA Anezka	CZE	88.7	94.0	52.0	16.5	15.5	16.0	16.0	16.5	48.5	22		-0.82	11.1	111.6	=25	227.0
			88.2	96.0	56.0	16.5	17.0	17.0	16.5	17.0	50.5	21		-0.66	8.9	115.4	15	
19	32 SIEFF Annika	ITA	87.9	96.0	56.0	17.0	16.5	16.5	16.5	17.0	50.0	22		-0.60	8.1	114.1	22	226.6
			87.6	99.0	62.0	17.5	17.0	17.5	16.5	17.5	52.0	21		0.17	-1.5	112.5	=18	
19	17 MAURER Nicole	CAN	89.1	98.5	61.0	15.0	14.5	15.0	15.0	15.5	45.0	22		-0.76	10.3	116.3	19	226.6
			87.8	96.5	57.0	15.0	15.5	15.5	15.5	15.5	46.5	20	4.6	-0.16	2.2	110.3	22	
21	27 BELSHAW Annika	USA	88.4	93.5	51.0	17.0	16.5	16.5	17.5	17.0	50.5	22		-1.26	17.0	118.5	16	225.4
			87.3	93.0	50.0	16.5	17.0	16.5	17.0	17.0	50.5	20	4.6	-0.13	1.8	106.9	25	
22	38 MUEHLBACHER Julia	AUT	87.5	93.0	50.0	16.5	15.5	16.5	16.5	16.0	49.0	20	9.1	-0.53	7.2	115.3	21	224.9
			87.8	98.0	60.0	17.0	17.0	16.5	16.5	17.0	50.5	21		0.10	-0.9	109.6	23	
23	24 JONES Paige	USA	88.5	95.0	54.0	15.5	15.0	15.5	15.5	15.0	46.0	22		-0.90	12.2	112.2	24	222.6
			88.0	97.0	58.0	15.5	15.0	15.5	16.0	16.0	47.0	21		-0.40	5.4	110.4	21	
24	6 HIRNER Lisa	AUT	88.1	93.0	50.0	16.5	16.0	15.5	15.5	15.5	47.0	22		-0.86	11.6	108.6	30	221.1
			87.5	98.5	61.0	16.0	16.0	16.0	16.0	15.5	48.0	21		-0.26	3.5	112.5	=18	



SAT 7 FEB 2026

Start Time 18:45
End Time 20:33

Results
Risultati / Résultats

Rank	Bib Name	NOC Code	Speed [km/h]	Distance		Judges Marks					Judges Points	Gate/Wind Compensation			Round		Total
				[m]	Points	A	B	C	D	E		Gate Points	[m/s]	Points	Total	Rank	
25	18 HIRVONEN Heta	FIN	88.3	94.5	53.0	16.5	16.0	16.0	16.5	16.0	48.5	22	-0.75	10.1	111.6	=25	219.2
			87.4	94.0	52.0	16.0	15.5	16.0	16.5	16.0	48.0	21	-0.56	7.6	107.6	24	
26	16 LIU Qi	CHN	87.8	96.0	56.0	17.0	16.5	16.5	16.5	16.5	49.5	22	-0.77	10.4	115.9	20	217.4
			86.6	93.0	50.0	16.0	14.5	16.0	16.0	15.0	47.0	20	4.6	0.01	-0.1	101.5	
27	26 JOHNSON Josie	USA	88.2	91.5	47.0	16.5	16.5	16.5	16.5	16.5	49.5	22	-0.99	13.4	109.9	28	216.4
			87.4	92.5	49.0	17.0	16.5	17.0	17.0	16.5	50.5	21	-0.52	7.0	106.5	26	
28	23 ARNET Sina	SUI	88.8	94.0	52.0	17.0	16.5	17.0	17.0	16.5	50.5	22	-0.82	11.1	113.6	23	215.3
			88.4	94.0	52.0	16.5	16.0	16.0	16.5	16.5	49.0	21	-0.05	0.7	101.7	28	
29	28 PAGNIER Josephine	FRA	88.3	91.0	46.0	16.5	15.5	16.5	16.5	16.0	49.0	22	-1.20	16.2	111.2	27	214.3
			87.7	92.0	48.0	16.5	16.0	17.0	17.0	16.5	50.0	21	-0.38	5.1	103.1	27	
30	13 TOTH Daniela Vasilica	ROU	88.0	92.0	48.0	16.0	16.0	16.5	16.5	16.5	49.0	22	-0.90	12.2	109.2	29	207.4
			87.3	92.0	48.0	15.5	15.5	15.0	15.0	15.5	46.0	21	-0.31	4.2	98.2	30	

Not Qualified for Final Round																		
Rank	Bib Name	NOC Code	Speed [km/h]	Distance [m]	Points	A	B	C	D	E	Judges Points	Gate Points	[m/s]	Points	Total	Rank	Total	
31	14 KORHONEN Minja	FIN	88.0	91.5	47.0	16.5	15.5	16.0	16.0	16.0	48.0	22	-0.95	12.8	107.8	31	107.8	
32	34 SEYFARTH Juliane	GER	87.4	88.0	40.0	16.0	16.0	16.5	17.0	16.0	48.5	20	9.1	-0.69	9.3	106.9	=32	106.9
32	21 KOVACIC Maja	SLO	87.9	92.0	48.0	16.5	15.5	16.0	16.5	16.0	48.5	22	-0.77	10.4	106.9	=32	106.9	
34	25 KOMAR Katra	SLO	87.9	91.0	46.0	16.5	16.0	16.5	16.5	16.5	49.5	22	-0.82	11.1	106.6	34	106.6	
35	9 WADSAK Meghann	AUT	88.4	91.5	47.0	16.5	16.5	16.0	16.0	16.5	49.0	22	-0.75	10.1	106.1	35	106.1	
36	15 ZANITZER Martina	ITA	88.5	92.0	48.0	16.0	16.0	16.0	16.5	16.0	48.0	22	-0.74	10.0	106.0	36	106.0	
37	31 RAUTIONAHO Jenny	FIN	87.8	92.0	48.0	16.5	14.5	16.0	16.0	16.0	48.0	22	-0.71	9.6	105.6	37	105.6	
38	20 ULRICHOVA Klara	CZE	88.2	91.5	47.0	16.5	15.5	16.0	15.5	16.0	47.5	22	-0.77	10.4	104.9	38	104.9	
39	2 MALSINER Jessica	ITA	87.9	91.0	46.0	15.5	16.0	16.5	17.0	16.5	49.0	22	-0.69	9.3	104.3	39	104.3	
40	8 WENG Yangning	CHN	87.8	91.5	47.0	14.5	14.0	14.5	14.5	14.5	43.5	22	-0.90	12.2	102.7	40	102.7	
41	11 KAPUSTIKOVA Kira Maria	SVK	88.3	89.0	42.0	15.5	15.5	15.0	15.5	16.0	46.5	22	-0.92	12.4	100.9	41	100.9	
42	30 WESTMAN Frida	SWE	88.5	87.0	38.0	14.0	13.5	13.5	14.0	14.0	41.5	22	-1.13	15.3	94.8	42	94.8	
43	7 CHERVET Emma	FRA	88.0	84.5	33.0	16.0	15.5	15.5	16.0	16.0	47.5	22	-1.01	13.6	94.1	43	94.1	
44	12 MATTILA Sofia	FIN	88.1	86.0	36.0	16.0	16.0	16.0	16.0	16.0	48.0	22	-0.67	9.0	93.0	44	93.0	
45	19 DONG Bing	CHN	87.6	87.5	39.0	15.0	14.5	15.0	15.0	14.5	44.5	22	-0.68	9.2	92.7	45	92.7	
46	4 AMBROSI Martina	ITA	87.0	85.0	34.0	16.0	15.5	16.0	16.0	15.5	47.5	22	-0.69	9.3	90.8	46	90.8	
47	1 JENCOVA Veronika	CZE	88.1	80.5	25.0	14.0	14.0	14.0	14.5	15.0	42.5	22	-0.81	10.9	78.4	47	78.4	
48	5 FOLEA Delia Anamaria	ROU	88.0	79.5	23.0	15.0	14.5	14.5	15.5	15.0	44.5	22	-0.80	10.8	78.3	48	78.3	
49	3 EILERS Natalie	CAN	88.1	77.5	19.0	15.5	15.0	15.0	16.0	15.5	46.0	22	-0.70	9.4	74.4	49	74.4	
50	10 BELTOWSKA Pola	POL	87.9	78.0	20.0	15.0	14.5	14.0	14.5	15.0	44.0	22	-0.72	9.7	73.7	50	73.7	



SAT 7 FEB 2026

Start Time 18:45
End Time 20:33

Results
Risultati / Résultats

Jury / Competition Management				Judges			
FIS Race Director			PERTILE Sandro (FIS)	A	STUB NYBELIUS Marit (SWE)		
FIS Technical Delegate	Jury		GROS Jelko (SLO)	B	GRAND-CHAVIN Bruno (FRA)		
FIS Assistant Technical Delegate	Jury		JEROME Jessica (USA)	C	PIGUET David (SUI)		
Chief of Competition	Jury		DELLASEGA Roberto (ITA)	D	COMINA Giovanna (ITA)		
FIS Assistant Race Director			TEPES Miran (FIS)	E	TANAKA Shinya (CAN)		
FIS Equipment Controller			BACZKOWSKA Agnieszka (FIS)	SC	KNOLL Peter (GER)		

Competition / Weather Information											
	Time	Base Values			Weather	Temperature [°C]		Humidity [%]	Tan. Wind [m/s]		
		Wind	Gate	Length		Air	Track		Min.	Max.	Avg.
1st Round	18:45 - 19:37	0.00	22	87.23m	Variable no precipitation	1.8 / 1.2	-6.7 / -6.7	92 / 92	-1.33	-0.48	-0.88
Final Round	19:58 - 20:33	0.00	21	86.48m	Few clouds	1.0 / 1.3	-7.8 / -7.8	93 / 93	-0.91	0.17	-0.44

Statistics													
	Gate		Athletes	Falls	Distance [m]			Speed [km/h]			Athletes/NOCs		
	No.	Diff.			Min.	Max.	Avg.	Min.	Max.	Avg.	In start list	Started	With results
1st Round	20	-1.51m	17	0	88.0	100.0	94.6	87.0	88.3	87.5	50/17	50/17	50/17
	22		33	0	77.5	101.0	90.4	87.0	89.1	88.2			
Final Round	20	-0.76m	20	0	92.5	101.0	96.4	86.6	88.1	87.3	30/15	30/15	30/15
	21		10	0	92.0	99.0	95.3	87.3	88.4	87.7			

Note: **How point scores are calculated:**
An athlete is awarded 60 points for jumping the K-point distance. For every metre more or less than the K-point, an athlete has 2.0 points added or subtracted from his total. In addition, athletes are awarded points for style (for flight, landing and out-run) up to a maximum of 20 per judge. Five judges score each jump, with the highest and lowest scores discarded and the scores of the other three summed and added to the athlete's points for distance. The gate and/or wind compensation points are added to, or subtracted from, the total points.

Legend:					
=	Equal sign indicates that two or more athletes share the same rank	Avg.	Average	Diff.	Difference
Max.	Maximum	Min.	Minimum	No.	Gate number
SC	Start Controller	Tan. Wind	Tangential Wind		



Results
Risultati / Résultats

Hill Data / Calculation			
Hill Size HS (95%)	141m (133.5m)	Gate Factor	7.20 points per m
K-Point	128m	Wind Factors - Head/Tail	12.60 / 18.90 points per m/s
Metre Value	1.8 points per m		

Bib	Name	NOC Code	Speed	Dist.	G/W Comp.		Points	Rank
			[km/h] Rank	[m] Rank	Gate	[m/s] Points		
1	FOLEA Delia Anamaria	ROU	96.9 =15	87.0 45	23	-1.21 22.9	9.1 45	
2	AMBROSI Martina	ITA		DNS				
3	EILERS Natalie	CAN		DNS				
4	MALSINER Jessica	ITA	97.3 =7	104.0 39	23	-1.27 24.0	40.8 38	
5	JENCOVA Veronika	CZE		DNS				
6	HIRNER Lisa	AUT	96.5 =30	105.0 =36	23	-1.24 23.4	42.0 36	
7	CHERVET Emma	FRA	96.7 =25	102.5 41	23	-1.21 22.9	37.0 40	
8	WENG Yangning	CHN	96.7 =25	105.0 =36	23	-1.17 22.1	40.7 39	
9	WADSAK Meghann	AUT	97.4 6	95.0 44	23	-1.20 22.7	23.3 44	
10	BELTOWSKA Pola	POL	96.7 =25	100.5 42	23	-1.36 25.7	36.2 41	
11	KAPUSTIKOVA Kira Maria	SVK	96.8 =20	100.0 43	23	-1.39 26.3	35.9 42	
12	MATTILA Sofia	FIN	96.5 =30	80.0 46	23	-1.54 29.1	2.7 46	
13	TOTH Daniela Vasilica	ROU	97.0 =11	105.0 =36	23	-1.48 28.0	46.6 33	
14	KORHONEN Minja	FIN	96.9 =15	106.5 35	23	-1.35 25.5	46.8 32	
15	ZANITZER Martina	ITA	97.7 4	111.0 =28	23	-1.17 22.1	51.5 28	
16	LIU Qi	CHN	96.9 =15	107.5 =33	23	-0.99 18.7	41.8 37	
17	MAURER Nicole	CAN	98.4 1	120.5 14	23	-0.62 11.7	58.2 22	
18	HIRVONEN Heta	FIN	97.3 =7	122.5 =10	23	-0.56 10.6	60.7 19	
19	DONG Bing	CHN	96.8 =20	111.0 =28	23	-0.85 16.1	45.5 34	
20	ULRICHOVA Klara	CZE	97.1 10	103.0 40	23	-0.85 16.1	31.1 43	
21	KOVACIC Maja	SLO	97.2 9	117.0 =17	23	-1.07 20.2	60.4 20	
22	INDRACKOVA Anezka	CZE	97.8 =2	126.5 =5	23	-1.03 19.5	76.8 11	
23	ARNET Sina	SUI	97.6 5	116.0 =20	22	-1.01 19.1	63.0 16	
24	JONES Paige	USA	96.5 =30	108.5 32	22	-0.91 17.2	47.6 31	
25	KOMAR Katra	SLO	95.9 45	111.5 27	22	-0.67 5.5	48.5 12.7	30
26	JOHNSON Josie	USA	96.9 =15	122.5 =10	22	-0.62 5.5	67.3 11.7	13
27	BELSHAW Annika	USA	96.4 =35	113.0 =24	22	-0.66 5.5	51.0 12.5	29
28	PAGNIER Josephine	FRA	96.9 =15	115.5 =22	22	-0.80 5.5	58.1 15.1	23
29	TWARDOSZ Anna	POL	97.0 =11	112.0 26	22	-0.88 5.5	53.3 16.6	25
30	WESTMAN Frida	SWE	96.5 =30	130.0 2	21	-0.86 10.9	90.8 16.3	2
31	RAUTIONAHO Jenny	FIN	95.6 46	109.5 =30	21	-0.81 10.9	52.9 15.3	26
32	SIEFF Annika	ITA	96.3 =38	117.0 =17	21	-0.61 10.9	62.6 11.5	17
33	OPSETH Silje	NOR	96.8 =20	126.0 7	21	-0.84 10.9	83.2 15.9	=6
34	SEYFARTH Juliane	GER	96.3 =38	107.5 =33	21	-0.50 10.9	43.4 9.4	35
35	ITO Yuki	JPN		DNS				
36	ZENG Ping	CHN	96.1 44	116.0 =20	21	-0.66 10.9	61.8 12.5	18
37	SETO Yuka	JPN	96.4 =35	116.5 19	21	-0.89 10.9	67.0 16.8	14
38	MUEHLBACHER Julia	AUT	96.5 =30	113.0 =24	21	-0.85 10.9	60.0 16.1	21
39	KVANDAL Eirin Maria	NOR	96.2 =42	131.0 1	21	-0.98 10.9	94.8 18.5	1
40	TRAASERUD Heidi Dyhre	NOR	96.8 =20	115.5 =22	21	-0.35 10.9	55.0 6.6	24
41	VODAN Nika	SLO	96.3 =38	120.0 15	21	-0.63 10.9	68.4 11.9	12
42	TAKANASHI Sara	JPN	96.2 =42	125.5 8	21	-0.81 10.9	81.7 15.3	10
43	SCHMID Katharina	GER	97.0 =11	109.5 =30	21	-0.75 10.9	51.8 14.2	27
44	REISCH Agnes	GER	97.0 =11	117.5 16	21	-0.71 10.9	65.4 13.4	15
45	STRATE Abigail	CAN	96.4 =35	129.5 3	21	-0.72 10.9	87.2 13.6	3
46	FREITAG Selina	GER	96.3 =38	121.5 12	21	-1.27 10.9	83.2 24.0	=6



Results
Risultati / Résultats

Bib	Name	NOC Code	Speed	Dist.	G/W Comp.		Points
			[km/h] Rank	[m] Rank	Gate Points	[m/s] Points	Rank
47	STROEM Anna Odine	NOR	97.8 =2	128.0 4	21 10.9	-0.65 12.3	83.2 =6
48	EDER Lisa	AUT	96.6 29	121.0 13	21 10.9	-1.25 23.6	81.9 9

Bib	Name	NOC Code	Speed	Dist.	G/W Comp.		Points
			[km/h] Rank	[m] Rank	Gate Points	[m/s] Points	Rank
49	MARUYAMA Nozomi	JPN	96.8 =20	126.5 =5	21 10.9	-0.97 18.3	86.5 4
50	PREVC Nika	SLO	96.7 =25	124.5 9	21 10.9	-1.09 20.6	85.2 5

Jury / Competition Management				Judges			
FIS Race Director			PERTILE Sandro (FIS)	A	COMINA Giovanna (ITA)		
FIS Technical Delegate	Jury		GROS Jelko (SLO)	B	STUB NYBELIUS Marit (SWE)		
FIS Assistant Technical Delegate	Jury		JEROME Jessica (USA)	C	GRAND-CHAVIN Bruno (FRA)		
Chief of Competition	Jury		DELLASEGA Roberto (ITA)	D	KNOLL Peter (GER)		
FIS Assistant Race Director			TEPES Miran (FIS)	E	TANAKA Shinya (CAN)		
FIS Equipment Controller			BACZKOWSKA Agnieszka (FIS)	SC	WINKLER Juergen (FIS)		

Competition / Weather Information											
	Time	Base Values			Weather	Temperature [°C]		Humidity [%]	Tan. Wind [m/s]		
		Wind	Gate	Length		Air	Track		Min.	Max.	Avg.
		Trial Round	17:34 - 18:11	0.00		23	105.10m	Clear	1.5 / 1.1	-7.2 / -7.2	46 / 46

Statistics													
	Gate		Athletes	Falls	Distance [m]			Speed [km/h]			Athletes/NOCs		
	No.	Diff.			Min.	Max.	Avg.	Min.	Max.	Avg.	In start list	Started	With results
	Trial Round	21			-1.51m	20	0	107.5	131.0	120.3	95.6	97.8	96.5
	22	-0.76m	7	0	108.5	122.5	114.1	95.9	97.6	96.7			
	23		19	0	80.0	126.5	105.8	96.5	98.4	97.1			

Note:
A bold line in the "Gate" column indicates a change in gate assignment at that point.
Total Point score calculation:
60 points are awarded for jumping the K-point distance. 1.8 points/metre are added to (or subtracted from) the athlete's total points for the jump's difference in length from the K-point. The gate and/or wind compensation points are added to, or subtracted from, the total points.

Legend:			
=	Equal sign indicates that two or more athletes share the same rank	Avg.	Average
Diff.		Diff.	Difference
Dist.	Distance	DNS	Did Not Start
Max.	Maximum	Min.	Minimum
SC	Start Controller	Tan. Wind	Tangential Wind
		G/W Comp.	Gate/Wind Compensation
		No.	Gate number



Results
Risultati / Résultats

Hill Data / Calculation			
Hill Size HS (95%)	141m (133.5m)	Gate Factor	7.20 points per m
K-Point	128m	Wind Factors - Head/Tail	12.60 / 18.90 points per m/s
Metre Value	1.8 points per m		

Rank	Bib Name	NOC Code	Speed [km/h]	Distance		Judges Marks					Judges Points	Gate/Wind Compensation			Round		Total	
				[m]	Points	A	B	C	D	E		Gate Points	[m/s]	Points	Total	Rank		
1	47 STROEM Anna Odine	NOR	98.6	130.5	64.5	17.5	17.5	17.5	17.5	17.0	52.5	23	-1.04	19.7	136.7	2	284.8	
			97.8	132.0	67.2	17.5	18.0	18.5	18.0	18.5	54.5	22	10.9	-0.82	15.5	148.1		1
2	39 KVANDAL Eirin Maria	NOR	96.5	129.0	61.8	17.5	17.0	17.5	17.5	16.0	52.0	21	10.9	-0.84	15.9	140.6	1	282.7
			96.8	133.5	69.9	15.5	16.0	17.0	16.5	16.5	49.0	22	10.9	-0.65	12.3	142.1	3	
3	50 PREVC Nika	SLO	97.3	128.0	60.0	18.0	17.5	17.0	17.0	16.5	51.5	23	-0.89	16.8	128.3	5	271.5	
			97.0	127.5	59.1	16.5	17.5	16.5	16.5	17.0	50.0	22	10.9	-1.23	23.2	143.2		2
4	30 WESTMAN Frida	SWE	96.1	129.5	62.7	15.0	15.5	14.5	15.0	14.5	44.5	©21→20	10.9	-0.42	7.9	126.0	6	265.4
			96.5	127.5	59.1	15.0	15.0	15.5	15.5	15.5	46.0	©22→21	10.9	-1.24	23.4	139.4	5	
5	33 OPSETH Silje	NOR	97.1	126.5	57.3	16.5	16.0	14.5	15.5	15.5	47.0	21	10.9	-0.88	16.6	131.8	3	262.6
			97.3	125.5	55.5	15.5	16.5	16.5	16.5	16.5	49.5	22	10.9	-0.79	14.9	130.8	9	
6	40 TRAASERUD Heidi Dyhre	NOR	96.7	124.5	53.7	17.0	16.5	16.0	16.5	16.5	49.5	21	10.9	-0.82	15.5	129.6	4	259.1
			97.1	119.5	44.7	16.5	17.0	16.5	16.0	16.5	49.5	22	10.9	-1.29	24.4	129.5	10	
7	48 EDER Lisa	AUT	97.5	125.5	55.5	16.5	16.5	16.0	16.5	16.0	49.0	23	-0.61	11.5	116.0	15	257.6	
			97.0	132.0	67.2	17.5	17.5	18.0	18.0	18.0	53.5	22	10.9	-0.53	10.0	141.6		4
8	49 MARUYAMA Nozomi	JPN	97.2	128.0	60.0	17.5	17.0	17.0	17.0	16.5	51.0	23	-0.77	14.6	125.6	7	257.0	
			96.7	125.0	54.6	17.0	17.0	17.0	17.0	17.0	51.0	22	10.9	-0.79	14.9	131.4		8
9	41 VODAN Nika	SLO	96.3	112.0	31.2	16.5	16.0	16.0	16.0	16.0	48.0	21	10.9	-1.47	27.8	117.9	12	254.9
			96.7	129.5	62.7	17.0	17.0	17.0	18.0	17.5	51.5	22	10.9	-0.63	11.9	137.0	6	
10	44 REISCH Agnes	GER	96.9	111.0	29.4	17.0	16.5	16.5	17.0	16.0	50.0	21	10.9	-1.37	25.9	116.2	13	244.2
			97.2	123.0	51.0	17.0	17.0	17.0	17.0	17.0	51.0	22	10.9	-0.80	15.1	128.0	11	
11	45 STRATE Abigail	CAN	97.5	117.0	40.2	15.5	15.5	14.5	15.5	15.5	46.5	23	-1.07	20.2	106.9	26	243.6	
			97.9	131.5	66.3	16.5	15.5	17.5	16.0	16.5	49.0	24	-1.13	21.4	136.7	7		
12	31 RAUTIONAHO Jenny	FIN	95.7	118.5	42.9	17.5	16.0	16.5	17.0	16.5	50.0	21	10.9	-0.88	16.6	120.4	10	239.9
			95.7	121.5	48.3	16.5	16.5	16.5	16.5	16.5	49.5	22	10.9	-0.57	10.8	119.5	15	
13	32 SIEFF Annika	ITA	96.6	118.0	42.0	16.5	16.0	16.5	16.0	16.0	48.5	21	10.9	-0.94	17.8	119.2	11	239.3
			96.9	119.5	44.7	17.0	16.5	16.5	17.0	17.0	50.5	22	10.9	-0.74	14.0	120.1	14	
14	35 ITO Yuki	JPN	96.1	119.5	44.7	17.0	16.5	16.5	17.0	16.5	50.0	21	10.9	-0.87	16.4	122.0	8	236.9
			96.3	117.5	41.1	16.5	16.5	16.5	17.0	17.0	50.0	22	10.9	-0.68	12.9	114.9	=19	
15	37 SETO Yuka	JPN	96.3	115.5	37.5	16.5	16.0	16.0	16.0	16.0	48.0	21	10.9	-1.04	19.7	116.1	14	235.2
			96.8	118.5	42.9	16.5	16.0	16.0	16.0	16.5	48.5	22	10.9	-0.89	16.8	119.1	16	
16	42 TAKANASHI Sara	JPN	96.3	114.0	34.8	16.0	15.5	16.0	15.5	15.0	47.0	21	10.9	-1.13	21.4	114.1	17	234.5
			97.2	127.5	59.1	15.5	16.0	16.0	17.5	17.0	49.0	24	-0.65	12.3	120.4	13		
17	46 FREITAG Selina	GER	97.1	115.5	37.5	16.5	16.0	16.0	16.5	16.0	48.5	23	-0.90	17.0	103.0	28	229.7	
			97.4	124.0	52.8	15.5	15.0	16.0	15.5	15.5	46.5	24	-1.45	27.4	126.7	12		
18	6 HIRNER Lisa	AUT	97.4	120.5	46.5	15.0	15.5	15.5	16.0	16.5	47.0	23	-0.94	17.8	111.3	18	227.2	
			97.7	124.0	52.8	16.0	16.0	16.0	16.5	16.0	48.0	24	-0.80	15.1	115.9	18		
19	21 KOVACIC Maja	SLO	97.1	122.0	49.2	17.0	16.5	17.0	16.5	16.5	50.0	23	-0.55	10.4	109.6	20	226.3	
			97.8	124.0	52.8	16.5	16.5	17.0	16.5	16.5	49.5	24	-0.76	14.4	116.7	17		
20	17 MAURER Nicole	CAN	98.6	121.5	48.3	15.0	15.0	15.0	15.0	15.5	45.0	23	-0.76	14.4	107.7	23	222.6	
			98.7	126.0	56.4	15.5	15.0	15.0	15.0	15.5	45.5	24	-0.69	13.0	114.9	=19		
21	36 ZENG Ping	CHN	96.2	117.0	40.2	16.5	15.0	16.0	15.0	15.0	46.0	21	10.9	-0.92	17.4	114.5	16	219.9
			97.6	*133.0	69.0	9.0	6.5	9.0	9.0	10.0	27.0	24	-0.50	9.4	105.4	24		
22	38 MUEHLBACHER Julia	AUT	96.4	114.5	35.7	16.5	16.0	16.0	16.0	16.0	48.0	21	10.9	-0.82	15.5	110.1	19	218.0
			98.0	118.0	42.0	16.5	16.0	16.0	16.5	16.0	48.5	24	-0.92	17.4	107.9	22		
23	34 SEYFARTH Juliane	GER	96.4	119.0	43.8	17.0	16.5	16.5	17.0	16.0	50.0	21	10.9	-0.86	16.3	121.0	9	217.2
			96.5	109.0	25.8	15.5	16.0	16.0	16.0	16.0	48.0	22	10.9	-0.61	11.5	96.2	27	
24	18 HIRVONEN Heta	FIN	97.6	120.5	46.5	15.0	14.5	14.5	15.0	14.5	44.0	23	-0.72	13.6	104.1	27	213.4	
			98.0	114.0	34.8	14.5	15.0	15.0	15.0	15.5	45.0	24	-1.56	29.5	109.3	21		



SUN 15 FEB 2026

Start Time 18:45
End Time 20:33

Results
Risultati / Résultats

Rank	Bib Name	NOC Code	Speed [km/h]	Distance		Judges Marks					Judges Points	Gate/Wind Compensation			Round		Total
				[m]	Points	A	B	C	D	E		Gate Points	[m/s]	Points	Total	Rank	
25	15 ZANITZER Martina	ITA	98.1	122.0	49.2	16.5	16.0	16.5	16.5	16.5	49.5	23	-0.44	8.3	107.0	25	213.1
			98.2	115.0	36.6	16.0	15.5	16.0	16.0	16.0	48.0	24	-1.14	21.5	106.1	23	
26	16 LIU Qi	CHN	96.7	118.5	42.9	17.0	16.5	16.0	16.5	16.0	49.0	23	-0.86	16.3	108.2	22	210.6
			97.4	119.0	43.8	16.5	16.0	16.0	16.0	16.0	48.0	24	-0.56	10.6	102.4	25	
27	22 INDRACKOVA Anezka	CZE	97.4	125.0	54.6	16.5	16.0	15.0	16.5	16.0	48.5	23	-0.22	4.2	107.3	24	207.5
			98.1	116.0	38.4	16.5	16.0	16.0	16.0	16.0	48.0	24	-0.73	13.8	100.2	26	
28	24 JONES Paige	USA	96.9	116.0	38.4	15.5	15.0	15.0	15.0	15.5	45.5	23	-0.74	14.0	97.9	30	182.7
			97.3	101.5	12.3	14.5	15.0	14.0	14.0	14.5	43.0	24	-1.56	29.5	84.8	28	
29	26 JOHNSON Josie	USA	97.4	125.5	55.5	15.5	16.0	15.0	15.5	15.5	46.5	23	-0.37	7.0	109.0	21	109.0
				DNS													

Not Qualified for Final Round

30	19 DONG Bing	CHN	96.8	113.5	33.9	16.0	15.0	15.5	15.5	15.0	46.0	23	-0.93	17.6	97.5	31	97.5	
31	4 MALSINER Jessica	ITA	97.0	113.0	33.0	16.5	15.5	15.0	16.0	16.0	47.5	23	-0.87	16.4	96.9	32	96.9	
32	23 ARNET Sina	SUI	98.3	117.5	41.1	16.0	16.0	16.0	16.0	16.0	48.0	23	-0.24	4.5	93.6	33	93.6	
33	28 PAGNIER Josephine	FRA	97.2	118.0	42.0	16.5	16.0	16.5	16.0	16.0	48.5	23	-0.15	2.8	93.3	=34	93.3	
33	13 TOTH Daniela Vasilica	ROU	97.2	112.5	32.1	16.0	15.5	15.5	15.5	15.5	46.5	23	-0.78	14.7	93.3	=34	93.3	
35	29 TWARDOSZ Anna	POL	97.4	115.0	36.6	17.0	16.0	16.5	16.5	16.5	49.5	23	-0.37	7.0	93.1	36	93.1	
36	14 KORHONEN Minja	FIN	97.2	115.0	36.6	16.0	15.5	16.0	15.5	15.0	47.0	23	-0.37	7.0	90.6	37	90.6	
37	9 WADSAK Meghann	AUT	97.8	114.5	35.7	16.0	15.5	16.5	16.0	16.5	48.5	23	-0.33	6.2	90.4	38	90.4	
38	25 KOMAR Katra	SLO	96.0	114.0	34.8	17.0	16.0	16.0	15.5	16.0	48.0	23	-0.39	7.4	90.2	39	90.2	
39	12 MATTILA Sofia	FIN	96.5	109.0	25.8	16.5	16.0	16.0	16.5	16.0	48.5	23	-0.63	11.9	86.2	40	86.2	
40	10 BELTOWSKA Pola	POL	96.6	108.0	24.0	15.0	14.5	15.0	14.5	15.0	44.5	23	-0.79	14.9	83.4	41	83.4	
41	43 SCHMID Katharina	GER	97.0	96.5	3.3	16.0	16.0	16.0	16.0	15.5	48.0	21	10.9	-1.11	21.0	83.2	42	83.2
42	20 ULRICHOVA Klara	CZE	96.2	104.5	17.7	16.5	15.5	15.5	15.5	15.5	46.5	23	-0.86	16.3	80.5	43	80.5	
43	11 KAPUSTIKOVA Kira Maria	SVK	96.6	105.5	19.5	15.0	15.0	15.0	14.5	14.5	44.5	23	-0.83	15.7	79.7	44	79.7	
44	8 WENG Yangning	CHN	96.9	108.0	24.0	14.0	14.0	13.5	14.0	14.0	42.0	23	-0.52	9.8	75.8	45	75.8	
45	7 CHERVET Emma	FRA	96.8	104.0	16.8	15.5	15.0	15.5	15.0	15.5	46.0	23	-0.66	12.5	75.3	46	75.3	
46	1 FOLEA Delia Anamaria	ROU	96.5	87.0	-13.8	14.0	14.0	14.0	14.0	13.0	42.0	23	-0.76	14.4	42.6	47	42.6	

Disqualified (DSQ)

	27 BELSHAW Annika	USA	Final
--	-------------------	-----	-------

Did Not Start (DNS)

	26 JOHNSON Josie	USA	Final
	5 JENCOVA Veronika	CZE	1st Round
	3 EILERS Natalie	CAN	1st Round
	2 AMBROSI Martina	ITA	1st Round



Results

Risultati / Résultats

Jury Decisions

Disqualified - Ski too long		
BELSHAW Annika	USA	SCE 1.2.1.1 - Ski length / Too long ski (by +1cm)

Jury / Competition Management				Judges			
FIS Race Director		PERTILE Sandro (FIS)		A	COMINA Giovanna (ITA)		
FIS Technical Delegate	Jury	GROS Jelko (SLO)		B	STUB NYBELIUS Marit (SWE)		
FIS Assistant Technical Delegate	Jury	JEROME Jessica (USA)		C	GRAND-CHAVIN Bruno (FRA)		
Chief of Competition	Jury	DELLASEGA Roberto (ITA)		D	KNOLL Peter (GER)		
FIS Assistant Race Director		TEPES Miran (FIS)		E	TANAKA Shinya (CAN)		
FIS Equipment Controller		BACZKOWSKA Agnieszka (FIS)		SC	WINKLER Juergen (FIS)		

Competition / Weather Information											
	Time	Base Values			Weather	Temperature [°C]		Humidity [%]	Tan. Wind [m/s]		
		Wind	Gate	Length		Air	Track		Min.	Max.	Avg.
1st Round	18:45 - 19:35	0.00	23	105.10m	Clear	-0.4 / -1.7	-10.1 / -10.1	51 / 57	-1.47	-0.15	-0.75
Final Round	19:57 - 20:33	0.00	24	105.86m	Mostly Clear	-1.7 / -2.2	-9.2 / -9.2	57 / 58	-1.56	-0.50	-0.89

Statistics													
	Gate		Athletes	Falls	Distance [m]			Speed [km/h]			Athletes/NOCs		
	No.	Diff.			Min.	Max.	Avg.	Min.	Max.	Avg.	In start list	Started	With results
1st Round	20	-2.26m	1	0	129.5	129.5	129.5	96.1	96.1	96.1	50/17	47/17	47/17
	21	-1.51m	14	0	96.5	129.0	116.8	95.7	97.1	96.5			
	23		32	0	87.0	130.5	116.1	96.0	98.6	97.2			
Final Round	21	-2.27m	1	0	127.5	127.5	127.5	96.5	96.5	96.5	30/12	29/12	28/12
	22	-1.52m	14	0	109.0	133.5	123.8	95.7	97.8	96.8			
	24		13	1	101.5	133.0	121.0	97.2	98.7	97.8			

Note: **How point scores are calculated:**
An athlete is awarded 60 points for jumping the K-point distance. For every metre more or less than the K-point, an athlete has 1.8 points added or subtracted from his total. In addition, athletes are awarded points for style (for flight, landing and out-run) up to a maximum of 20 per judge. Five judges score each jump, with the highest and lowest scores discarded and the scores of the other three summed and added to the athlete's points for distance. The gate and/or wind compensation points are added to, or subtracted from, the total points.

Legend:					
*	Fall	=	Equal sign indicates that two or more athletes share the same rank	©	Gate change request by coach
Avg.	Average	Diff.	Difference	DNS	Did Not Start
DSQ	Disqualified	Max.	Maximum	Min.	Minimum
No.	Gate number	SC	Start Controller	SCE	Specification for Competition Equipment
Tan. Wind	Tangential Wind				



Results
Risultati / Résultats

Hill Data / Calculation			
Hill Size HS (95%)	107m (101.5m)	Gate Factor	6.00 points per m
K-Point	98m	Wind Factors - Head/Tail	9.00 / 13.50 points per m/s
Metre Value	2.0 points per m		

Bib	Name	NOC Code	Speed	Dist.	G/W Comp.		Points	Rank
			[km/h] Rank	[m] Rank	Gate	[m/s] Points		
1	MILESI Enzo	FRA	86.0 =8	98.0 27	16	-1.19 16.1	76.1 19	
2	PALOSAARI Vilho	FIN	85.7 =20	97.5 =28	16	-1.25 16.9	75.9 =21	
3	CHERVET Jules	FRA	85.8 =16	92.5 45	16	-1.19 16.1	65.1 41	
4	IPCIOGLU Fatih Arda	TUR	85.7 =20	94.0 40	16	-1.10 14.8	66.8 38	
5	CACINA Daniel Andrei	ROU	85.8 =16	93.0 44	16	-0.99 13.4	63.4 42	
6	VAGUL Kaimar	EST	86.0 =8	96.5 =32	16	-1.02 13.8	70.8 30	
7	BEDIR Muhammed Ali	TUR	85.8 =16	87.5 47	16	-0.85 11.5	50.5 47	
8	SPULBER MA	ROU	86.2 =5	86.0 48	16	-0.79 10.7	46.7 48	
9	SONG Qiwu	CHN	85.6 26	96.0 =36	16	-0.86 11.6	67.6 36	
10	CECON Francesco	ITA	85.5 =27	93.5 =41	16	-0.73 9.9	60.9 43	
11	BOYD-CLOWES M	CAN	86.3 =2	91.5 46	16	-0.65 8.8	55.8 46	
12	KALINICHENKO Vitaliy	UKR	85.7 =20	93.5 =41	16	-0.54 7.3	58.3 45	
13	FRANTZ Tate	USA	86.0 =8	98.5 =25	16	-0.66 8.9	69.9 32	
14	MARUSIAK Yevhen	UKR	85.4 =31	93.5 =41	16	-0.71 9.6	60.6 44	
15	KAPUSTIK Hektor	SVK	85.8 =16	100.5 =17	16	-0.77 10.4	75.4 25	
16	BRESADOLA Giovanni	ITA	85.9 15	99.0 =23	16	-0.59 8.0	70.0 31	
17	TRUNZ Felix	SUI	86.6 1	101.5 =9	16	-0.66 8.9	75.9 =21	
18	INSAM Alex	ITA	86.0 =8	96.5 =32	16	-0.68 9.2	66.2 39	
19	VASSILYEV Danil	KAZ	85.5 =27	96.5 =32	16	-0.86 11.6	68.6 34	
20	MIZERNYKH Ilya	KAZ	86.2 =5	96.0 =36	16	-0.72 9.7	65.7 40	
21	KOUDELKA Roman	CZE	86.0 =8	96.5 =32	16	-0.78 10.5	67.5 37	
22	BICKNER Kevin	USA	86.0 =8	101.0 =15	16	-0.74 10.0	76.0 20	
23	WASEK Pawel	POL	85.7 =20	100.5 =17	16	-0.79 10.7	75.7 23	
24	HAUSWIRTH Sandro	SUI	86.2 =5	99.5 22	16	-0.76 10.3	73.3 28	
25	AIGRO Artti	EST		DNS				
26	AALTO Antti	FIN	86.3 =2	101.0 =15	16	-0.90 12.2	78.2 18	
27	WELLINGER Andreas	GER	86.3 =2	103.0 4	16	-0.75 10.1	80.1 12	
28	KYTOESAHO Niko	FIN	85.3 =39	99.0 =23	15	-0.96 4.5	79.5 14	
29	COLBY Jason	USA	85.2 =44	97.0 =30	15	-0.97 4.5	75.6 24	
30	STOCH Kamil	POL	85.0 48	97.0 =30	15	-0.84 4.5	73.8 27	
31	DESCHWANDEN Gregor	SUI	86.0 =8	102.5 =5	15	-0.92 4.5	85.9 4	
32	PASCHKE Pius	GER	85.3 =39	95.5 38	15	-0.63 8.5	68.0 35	
33	ZAJC Timi	SLO	85.4 =31	97.5 =28	15	-0.69 4.5	72.8 29	
34	FOUBERT Valentin	FRA	85.3 =39	101.5 =9	15	-0.75 4.5	81.6 10	
35	FORFANG Johann Andre	NOR	85.4 =31	100.5 =17	15	-0.72 4.5	79.2 =16	
36	NAKAMURA Naoki	JPN		DNS				
37	LINDVIK Marius	NOR	85.4 =31	104.0 =1	15	-0.88 4.5	88.4 1	
38	TOMASIAK Kacper	POL	85.4 =31	102.0 =7	15	-0.78 4.5	83.0 =5	
39	ZOGRAFSKI Vladimir	BUL	85.1 =46	95.0 39	15	-0.80 4.5	69.3 33	
40	SUNDAL Kristoffer Eriksen	NOR	85.3 =39	104.0 =1	15	-0.71 4.5	86.1 3	
41	KRAFT Stefan	AUT	85.5 =27	101.5 =9	15	-0.85 4.5	83.0 =5	
42	EMBACHER Stephan	AUT	85.3 =39	101.5 =9	15	-0.58 4.5	79.3 15	
43	HOFFMANN Felix	GER	85.4 =31	102.0 =7	15	-0.70 4.5	81.9 9	
44	HOERL Jan	AUT	85.1 =46	102.5 =5	15	-0.67 4.5	82.5 7	
45	RAIMUND Philipp	GER	85.7 =20	104.0 =1	15	-0.73 4.5	86.4 2	
46	TSCHOFENIG Daniel	AUT	85.2 =44	98.5 =25	15	-0.67 4.5	74.5 26	



Results
Risultati / Résultats

Bib	Name	NOC Code	Speed	Dist.	G/W Comp.		Points
			[km/h] Rank	[m] Rank	Gate Points	[m/s] Points	Rank
47	LANISEK Anze	SLO	85.4 =31	100.5 =17	15 4.5	-0.77 10.4	79.9 13
48	NIKAIDO Ren	JPN	85.5 =27	101.5 =9	15 4.5	-0.79 10.7	82.2 8

Bib	Name	NOC Code	Speed	Dist.	G/W Comp.		Points
			[km/h] Rank	[m] Rank	Gate Points	[m/s] Points	Rank
49	KOBAYASHI Ryoyu	JPN	85.7 =20	100.0 21	15 4.5	-0.79 10.7	79.2 =16
50	PREVC Domen	SLO	85.4 =31	101.5 =9	15 4.5	-0.68 9.2	80.7 11

Jury / Competition Management				Judges			
FIS Race Director			PERTILE Sandro (FIS)	A	TANAKA Shinya (CAN)		
FIS Technical Delegate	Jury		GROS Jelko (SLO)	B	PIGUET David (SUI)		
FIS Assistant Technical Delegate	Jury		SPATH Georg (GER)	C	COMINA Giovanna (ITA)		
Chief of Competition	Jury		SAMBUGARO Sandro (ITA)	D	KNOLL Peter (GER)		
FIS Assistant Race Director			SEDLAK Borek (FIS)	E	GRAND-CHAVIN Bruno (FRA)		
FIS Equipment Controller			HAFELE Mathias (FIS)	SC	SZCZEPANEK Dorota (FIS)		

Competition / Weather Information											
	Time	Base Values			Weather	Temperature [°C]		Humidity [%]	Tan. Wind [m/s]		
		Wind	Gate	Length		Air	Track		Min.	Max.	Avg.
Trial Round	18:00 - 18:38	0.00	16	82.71m	Overcast	3.1 / 2.8	-8.8 / -8.8	69 / 71	-1.25	-0.54	-0.80

Statistics													
	Gate		Athletes	Falls	Distance [m]			Speed [km/h]			Athletes/NOCs		
	No.	Diff.			Min.	Max.	Avg.	Min.	Max.	Avg.	In start list	Started	With results
Trial Round	15	-0.75m	22	0	95.0	104.0	100.4	85.0	86.0	85.4	50/21	48/21	48/21
	16		26	0	86.0	103.0	96.3	85.4	86.6	85.9			

Note:
A bold line in the "Gate" column indicates a change in gate assignment at that point.
Total Point score calculation:
60 points are awarded for jumping the K-point distance. 2.0 points/metre are added to (or subtracted from) the athlete's total points for the jump's difference in length from the K-point. The gate and/or wind compensation points are added to, or subtracted from, the total points.

Legend:					
=	Equal sign indicates that two or more athletes share the same rank	Avg.	Average	Diff.	Difference
Dist.	Distance	DNS	Did Not Start	G/W Comp.	Gate/Wind Compensation
Max.	Maximum	Min.	Minimum	No.	Gate number
SC	Start Controller	Tan. Wind	Tangential Wind		



Results
Risultati / Résultats

Hill Data / Calculation			
Hill Size HS (95%)	107m (101.5m)	Gate Factor	6.00 points per m
K-Point	98m	Wind Factors - Head/Tail	9.00 / 13.50 points per m/s
Metre Value	2.0 points per m		

Rank	Bib Name	NOC Code	Speed [km/h]	Distance [m]	Points	Judges Marks					Judges Points	Gate/Wind Compensation				Round		Total	
						A	B	C	D	E		Gate Points	[m/s]	Points	Total	Rank			
1	45	RAIMUND Philipp	GER	85.3	102.0	68.0	18.0	18.0	18.5	18.5	18.0	54.5	14	4.6	-0.63	8.5	135.6	1	274.1
				85.7	106.5	77.0	19.0	19.5	19.5	19.0	58.0	15		-0.26	3.5	138.5	1		
2	38	TOMASIAK Kacper	POL	85.0	103.0	70.0	18.0	18.5	18.0	18.0	18.0	54.0	14	4.6	-0.31	4.2	132.8	=4	270.7
				85.5	107.0	78.0	18.5	19.5	19.5	19.0	58.0	15		-0.14	1.9	137.9	2		
3	48	NIKAIDO Ren	JPN	85.1	101.0	66.0	18.5	18.0	17.5	17.5	18.0	53.5	14	4.6	-0.52	7.0	131.1	6	266.0
				85.6	106.5	77.0	19.0	19.0	19.0	19.5	18.5	57.0	15		-0.07	0.9	134.9	4	
3	31	DESCHWANDEN Gregor	SUI	86.0	106.0	76.0	18.0	18.5	18.0	18.0	18.5	54.5	15		-0.17	2.3	132.8	=4	266.0
				86.0	107.0	78.0	17.5	18.5	18.5	17.5	54.5	15		-0.05	0.7	133.2	5		
5	34	FOUBERT Valentin	FRA	84.7	102.5	69.0	18.5	18.0	17.5	18.0	18.5	54.5	14	4.6	-0.48	6.5	134.6	2	263.3
				85.1	102.5	69.0	18.0	18.5	19.0	18.5	18.5	55.5	15		-0.31	4.2	128.7	16	
6	50	PREVC Domen	SLO	84.9	100.0	64.0	18.5	18.0	17.5	18.0	18.0	54.0	14	4.6	-0.59	8.0	130.6	8	261.8
				85.3	105.0	74.0	18.0	18.5	18.0	18.0	17.5	54.0	15		-0.24	3.2	131.2	7	
7	42	EMBACHER Stephan	AUT	84.8	100.5	65.0	16.5	16.0	17.0	16.0	15.0	48.5	14	4.6	-0.51	6.9	125.0	19	261.2
				85.4	105.5	75.0	18.5	19.0	18.5	19.0	19.0	56.5	15		-0.35	4.7	136.2	3	
8	49	KOBAYASHI Ryoyu	JPN	85.2	100.5	65.0	17.5	17.5	18.0	18.0	18.0	53.5	14	4.6	-0.57	7.7	130.8	7	260.6
				85.5	104.0	72.0	19.0	18.0	18.0	18.5	18.5	55.0	15		-0.21	2.8	129.8	=10	
9	35	FORFANG Johann Andre	NOR	84.8	103.5	71.0	18.0	18.0	18.0	18.0	18.0	54.0	14	4.6	0.01	-0.1	129.5	12	259.8
				85.3	103.0	70.0	18.5	18.0	18.0	18.0	18.5	54.5	15		-0.43	5.8	130.3	9	
10	40	SUNDAL Kristoffer Eriksen	NOR	84.8	103.5	71.0	18.0	17.5	17.5	18.0	18.0	53.5	14	4.6	-0.28	3.8	132.9	3	259.6
				85.4	105.0	74.0	16.5	16.5	17.0	16.5	16.5	49.5	15		-0.24	3.2	126.7	19	
11	44	HOERL Jan	AUT	84.6	101.5	67.0	17.0	16.5	16.5	16.5	16.5	49.5	14	4.6	-0.55	7.4	128.5	=13	259.4
				85.0	104.0	72.0	17.5	17.5	17.5	17.0	17.0	52.0	15		-0.51	6.9	130.9	8	
12	37	LINDVIK Marius	NOR	84.8	103.5	71.0	17.5	17.5	17.5	17.5	18.0	52.5	14	4.6	-0.17	2.3	130.4	9	258.3
				85.2	104.5	73.0	17.0	17.0	17.0	17.0	17.0	51.0	15		-0.29	3.9	127.9	17	
13	43	HOFFMANN Felix	GER	84.9	100.0	64.0	16.0	17.5	18.0	17.0	16.0	50.5	14	4.6	-0.70	9.4	128.5	=13	257.3
				85.4	102.5	69.0	17.5	18.0	17.5	18.5	18.5	54.0	15		-0.43	5.8	128.8	15	
14	2	PALOSAARI Vilho	FIN	85.5	100.5	65.0	16.5	17.0	17.5	17.0	17.0	51.0	15		-0.62	8.4	124.4	23	257.0
				85.4	103.0	70.0	18.5	18.0	18.5	18.0	18.0	55.0	15		-0.56	7.6	132.6	6	
15	46	TSCHOFENIG Daniel	AUT	84.7	100.0	64.0	18.0	17.5	17.5	17.5	18.0	53.0	14	4.6	-0.62	8.4	130.0	11	255.0
				85.0	101.5	67.0	17.5	18.0	18.0	18.0	18.0	54.0	15		-0.30	4.0	125.0	25	
15	36	NAKAMURA Naoki	JPN	85.0	103.5	71.0	16.5	17.5	17.0	17.0	17.5	51.5	14	4.6	-0.23	3.1	130.2	10	255.0
				85.5	104.0	72.0	16.5	16.5	17.0	16.0	16.0	49.0	15		-0.28	3.8	124.8	26	
17	27	WELLINGER Andreas	GER	85.9	102.5	69.0	18.0	17.5	17.5	18.0	17.5	53.0	15		-0.23	3.1	125.1	18	254.5
				85.8	104.0	72.0	18.5	18.5	18.5	18.5	18.5	55.5	15		-0.14	1.9	129.4	=13	
18	17	TRUNZ Felix	SUI	86.0	101.5	67.0	17.5	18.0	18.0	18.0	18.0	54.0	15		-0.22	3.0	124.0	=25	253.6
				86.2	100.0	64.0	18.0	18.0	18.0	18.0	18.0	54.0	15		-0.86	11.6	129.6	12	
19	16	BRESADOLA Giovanni	ITA	85.4	102.5	69.0	17.5	17.5	17.5	17.5	18.0	52.5	15		-0.39	5.3	126.8	15	252.7
				85.3	102.0	68.0	17.5	17.5	17.0	17.5	18.0	52.5	15		-0.40	5.4	125.9	=20	
20	29	COLBY Jason	USA	85.0	102.0	68.0	17.5	17.5	17.5	17.5	18.0	52.5	15		-0.15	2.0	122.5	=30	252.3
				85.2	100.5	65.0	17.5	17.5	17.5	17.5	17.0	52.5	15		-0.91	12.3	129.8	=10	
21	33	ZAJC Timi	SLO	85.0	99.0	62.0	17.5	18.0	18.0	18.0	18.0	54.0	14	4.6	-0.44	5.9	126.5	16	251.9
				85.6	100.5	65.0	17.5	18.5	18.5	18.0	18.0	54.5	15		-0.44	5.9	125.4	24	
21	13	FRANTZ Tate	USA	85.6	99.5	63.0	17.5	17.5	17.5	17.5	17.5	52.5	15		-0.52	7.0	122.5	=30	251.9
				85.4	101.5	67.0	18.0	18.0	18.0	18.0	18.0	54.0	15		-0.62	8.4	129.4	=13	
23	32	PASCHKE Pius	GER	84.8	101.0	66.0	18.0	18.0	17.5	18.0	18.0	54.0	14	4.6	-0.11	1.5	126.1	17	251.8
				85.4	101.5	67.0	18.0	18.0	17.5	18.0	18.0	54.0	15		-0.35	4.7	125.7	22	
24	28	KYTOESAHO Niko	FIN	85.1	101.5	67.0	17.5	17.5	17.0	17.0	17.5	52.0	15		-0.37	5.0	124.0	=25	250.9
				85.2	101.0	66.0	18.0	18.0	17.5	18.0	18.0	54.0	15		-0.51	6.9	126.9	18	



MON 9 FEB 2026
Start Time 19:00
End Time 20:48

Results
Risultati / Résultats

Rank	Bib Name	NOC Code	Speed [km/h]	Distance		Judges Marks					Judges Points	Gate/Wind Compensation			Round		Total	
				[m]	Points	A	B	C	D	E		Gate Points	[m/s]	Points	Total	Rank		
25	26 AALTO Antti	FIN	85.7	100.5	65.0	18.0	17.5	18.0	18.0	18.0	54.0	15	-0.43	5.8	124.8	=20	250.4	
			85.6	102.0	68.0	18.0	17.5	18.0	17.5	17.5	53.0	15	-0.34	4.6	125.6	23		
26	47 LANISEK Anze	SLO	84.8	97.5	59.0	18.0	17.5	17.5	17.5	17.0	52.5	14	4.6	-0.56	7.6	123.7	28	249.6
			85.4	97.5	59.0	17.5	18.0	18.0	18.0	17.5	53.5	15	-0.99	13.4	125.9	=20		
27	41 KRAFT Stefan	AUT	85.2	98.0	60.0	17.5	17.5	17.5	17.5	17.0	52.5	14	4.6	-0.52	7.0	124.1	24	248.0
			85.5	100.0	64.0	18.0	18.0	18.0	18.0	18.5	54.0	15	-0.44	5.9	123.9	27		
28	15 KAPUSTIK Hektor	SVK	85.4	102.0	68.0	17.0	17.5	17.5	17.5	17.0	52.0	15	-0.34	4.6	124.6	22	245.7	
			85.1	98.5	61.0	17.0	17.5	18.0	17.5	17.5	52.5	15	-0.56	7.6	121.1	28		
29	24 HAUSWIRTH Sandro	SUI	85.9	100.0	64.0	17.5	18.0	18.0	18.0	17.0	53.5	15	-0.54	7.3	124.8	=20	245.6	
			85.7	98.5	61.0	17.0	17.5	17.5	17.5	17.5	52.5	15	-0.54	7.3	120.8	29		
30	1 MILESI Enzo	FRA	85.8	99.5	63.0	17.0	17.5	18.0	18.0	17.0	52.5	15	-0.63	8.5	124.0	=25	241.4	
			85.5	95.5	55.0	17.0	17.5	17.5	17.0	17.0	51.5	15	-0.81	10.9	117.4	30		
31	9 SONG Qiwu	CHN	85.1	101.0	66.0	16.5	17.5	17.5	17.5	17.0	52.0	15	-0.36	4.9	122.9	29	237.2	
			85.0	93.5	51.0	17.0	17.0	17.0	17.0	17.0	51.0	15	-0.91	12.3	114.3	31		

Not Qualified for Final Round

32	39 ZOGRAFSKI Vladimir	BUL	84.7	98.0	60.0	16.5	17.0	17.0	17.0	17.0	51.0	14	4.6	-0.44	5.9	121.5	32	121.5
33	22 BICKNER Kevin	USA	85.6	100.0	64.0	17.0	17.0	17.0	17.0	17.0	51.0	15	-0.45	6.1	121.1	33	121.1	
34	19 VASSILYEV Danil	KAZ	85.0	101.0	66.0	17.5	17.0	17.0	17.5	17.0	51.5	15	-0.21	2.8	120.3	34	120.3	
35	23 WASEK Pawel	POL	85.2	97.5	59.0	17.5	17.5	18.0	18.0	17.5	53.0	15	-0.58	7.8	119.8	35	119.8	
36	6 VAGUL Kaimar	EST	85.4	99.0	62.0	17.0	17.0	17.0	17.0	17.0	51.0	15	-0.48	6.5	119.5	36	119.5	
37	18 INSAM Alex	ITA	85.4	99.5	63.0	17.0	17.5	17.5	17.5	17.5	52.5	15	-0.29	3.9	119.4	37	119.4	
38	30 STOCH Kamil	POL	84.7	100.0	64.0	18.0	18.0	18.0	18.0	18.5	54.0	15	-0.09	1.2	119.2	38	119.2	
39	20 MIZERNYKH Ilya	KAZ	85.8	100.0	64.0	17.0	17.0	17.0	17.0	17.0	51.0	15	-0.15	2.0	117.0	39	117.0	
40	21 KOUDELKA Roman	CZE	85.5	99.0	62.0	16.5	16.5	16.5	16.5	16.5	49.5	15	-0.32	4.3	115.8	40	115.8	
41	10 CECON Francesco	ITA	85.2	98.0	60.0	16.5	16.5	16.5	16.5	17.0	49.5	15	-0.32	4.3	113.8	41	113.8	
42	14 MARUSIAK Yevhen	UKR	85.1	99.0	62.0	16.5	15.0	15.0	15.0	15.0	45.0	15	-0.49	6.6	113.6	42	113.6	
43	3 CHERVET Jules	FRA	85.5	96.0	56.0	17.0	17.0	17.0	17.0	17.0	51.0	15	-0.42	5.7	112.7	43	112.7	
44	4 IPCIOGLU Fatih Arda	TUR	85.4	98.0	60.0	15.0	15.0	15.0	14.5	15.5	45.0	15	-0.45	6.1	111.1	44	111.1	
45	11 BOYD-CLOWES Mackenzie	CAN	85.9	95.0	54.0	17.0	17.0	17.0	17.0	17.0	51.0	15	-0.43	5.8	110.8	45	110.8	
46	5 CACINA Daniel Andrei	ROU	85.6	94.0	52.0	16.5	17.0	17.0	17.0	17.0	51.0	15	-0.49	6.6	109.6	46	109.6	
47	12 KALINICHENKO Vitaliy	UKR	85.2	94.5	53.0	16.0	15.0	15.5	15.5	15.0	46.0	15	-0.41	5.5	104.5	47	104.5	
48	7 BEDIR Muhammed Ali	TUR	85.4	87.0	38.0	16.0	16.5	16.5	16.5	16.0	49.0	15	-0.45	6.1	93.1	48	93.1	
49	8 SPULBER Mihnea Alexandru	ROU	85.8	87.5	39.0	15.5	16.0	16.0	15.5	15.0	47.0	15	-0.37	5.0	91.0	49	91.0	

Did Not Start (DNS)

	25 AIGRO Artti	EST	1st Round															
--	----------------	-----	-----------	--	--	--	--	--	--	--	--	--	--	--	--	--	--	--



Results
Risultati / Résultats

Jury / Competition Management				Judges			
FIS Race Director			PERTILE Sandro (FIS)	A	TANAKA Shinya (CAN)		
FIS Technical Delegate	Jury		GROS Jelko (SLO)	B	PIGUET David (SUI)		
FIS Assistant Technical Delegate	Jury		SPATH Georg (GER)	C	COMINA Giovanna (ITA)		
Chief of Competition	Jury		SAMBUGARO Sandro (ITA)	D	KNOLL Peter (GER)		
FIS Assistant Race Director			SEDLAK Borek (FIS)	E	GRAND-CHAVIN Bruno (FRA)		
FIS Equipment Controller			HAFELE Mathias (FIS)	SC	SZCZEPANEK Dorota (FIS)		

Competition / Weather Information											
	Time	Base Values			Weather	Temperature [°C]		Humidity [%]	Tan. Wind [m/s]		
		Wind	Gate	Length		Air	Track		Min.	Max.	Avg.
1st Round	19:00 - 19:50	0.00	15	81.96m	Overcast	2.8 / 2.1	-7.3 / -7.3	71 / 76	-0.70	0.01	-0.40
Final Round	20:12 - 20:48	0.00	15	81.96m	Overcast	1.8 / 1.8	-7.3 / -7.3	79 / 79	-0.99	-0.05	-0.44

Statistics													
	Gate		Athletes	Falls	Distance [m]			Speed [km/h]			Athletes/NOCs		
	No.	Diff.			Min.	Max.	Avg.	Min.	Max.	Avg.	In start list	Started	With results
1st Round	14	-0.76m	19	0	97.5	103.5	101.0	84.6	85.3	84.9	50/21	49/21	49/21
	15		30	0	87.0	106.0	98.8	84.7	86.0	85.5			
Final Round	15		31	0	93.5	107.0	102.2	85.0	86.2	85.4	31/13	31/13	31/13

Note: **How point scores are calculated:**
An athlete is awarded 60 points for jumping the K-point distance. For every metre more or less than the K-point, an athlete has 2.0 points added or subtracted from his total. In addition, athletes are awarded points for style (for flight, landing and out-run) up to a maximum of 20 per judge. Five judges score each jump, with the highest and lowest scores discarded and the scores of the other three summed and added to the athlete's points for distance. The gate and/or wind compensation points are added to, or subtracted from, the total points.

Legend:					
=	Equal sign indicates that two or more athletes share the same rank	Avg.	Average	Diff.	Difference
DNS	Did Not Start	Max.	Maximum	Min.	Minimum
No.	Gate number	SC	Start Controller	Tan. Wind	Tangential Wind



Results
Risultati / Résultats

Hill Data / Calculation			
Hill Size HS (95%)	141m (133.5m)	Gate Factor	7.20 points per m
K-Point	128m	Wind Factors - Head/Tail	12.60 / 18.90 points per m/s
Metre Value	1.8 points per m		

Bib	Name	NOC Code	Speed	Dist.	G/W Comp.		Points	Rank
			[km/h] Rank	[m] Rank	Gate	[m/s] Points		
1	CECON Francesco	ITA	92.5 49	102.5 47	18	-0.43 8.1	22.2 47	
2	SONG Qiwu	CHN	93.6 =41	111.0 46	18	-0.41 7.7	37.1 45	
3	SPULBER MA	ROU	94.1 =33	94.0 48	18	-0.50 9.4	8.2 48	
4	BEDIR Muhammed Ali	TUR	93.8 39	93.0 49	18	-0.43 8.1	5.1 49	
5	VAGUL Kaimar	EST	95.1 =12	116.0 45	20	-0.49 9.3	36.9 46	
6	CACINA Daniel Andrei	ROU	95.8 =3	119.0 42	20	-0.29 5.5	38.5 44	
7	IPCIOGLU Fatih Arda	TUR	95.6 6	125.5 =27	20	-0.36 -10.8	51.5 41	
8	CHERVET Jules	FRA	95.5 =7	124.5 32	20	-0.52 -10.8	52.7 38	
9	PALOSAARI Vilho	FIN	95.7 5	133.5 =2	20	-0.47 -10.8	68.0 17	
10	MILESI Enzo	FRA	96.3 1	128.5 =15	20	-0.46 -10.8	58.8 34	
11	BOYD-CLOWES M	CAN	95.8 =3	120.0 =39	20	-0.45 -10.8	43.3 43	
12	KALINICHENKO Vitaliy	UKR	95.5 =7	125.5 =27	20	-0.38 -10.8	51.9 40	
13	FRANTZ Tate	USA	95.9 2	131.5 =7	20	-0.39 -10.8	62.9 29	
14	MARUSIAK Yevhen	UKR	93.4 =45	117.5 =43	18	-0.34 6.4	47.5 42	
15	KAPUSTIK Hektor	SVK	94.5 =25	126.0 =25	18	-0.41 7.7	64.1 27	
16	BRESADOLA Giovanni	ITA	94.7 =17	125.0 31	18	-0.43 8.1	62.7 30	
17	TRUNZ Felix	SUI	95.0 =14	127.0 =21	18	-0.40 7.6	65.8 =22	
18	INSAM Alex	ITA	94.8 16	120.0 =39	18	-0.37 7.0	52.6 39	
19	VASSILYEV Danil	KAZ	94.6 =22	123.5 33	18	-0.40 7.6	59.5 32	
20	MIZERNYKH Ilya	KAZ	95.5 =7	133.5 =2	18	-0.24 4.5	74.4 =10	
21	KOUDELKA Roman	CZE	94.7 =17	122.0 35	18	-0.38 7.2	56.4 36	
22	BICKNER Kevin	USA	94.7 =17	126.5 =23	18	-0.42 7.9	65.2 26	
23	WASEK Pawel	POL	94.7 =17	131.5 =7	18	-0.43 8.1	74.4 =10	
24	HAUSWIRTH Sandro	SUI	94.7 =17	122.5 34	18	-0.32 6.0	56.1 37	
25	AIGRO Artti	EST	94.4 =28	121.5 =36	18	-0.50 9.4	57.7 35	
26	AALTO Antti	FIN	95.4 10	128.0 =17	18	-0.38 7.2	67.2 20	
27	WELLINGER Andreas	GER	95.2 11	128.5 =15	18	-0.37 7.0	67.9 =18	
28	KYTOESAHO Niko	FIN	94.3 31	126.0 =25	18	-0.50 9.4	65.8 =22	
29	COLBY Jason	USA	94.4 =28	128.0 =17	18	-0.45 8.5	68.5 16	
30	STOCH Kamil	POL	94.1 =33	129.0 =12	18	-0.45 8.5	70.3 14	
31	DESCHWANDEN Gregor	SUI	95.1 =12	126.5 =23	18	-0.45 8.5	65.8 =22	
32	PASCHKE Pius	GER	94.5 =25	125.5 =27	18	-0.32 6.0	61.5 31	
33	ZAJC Timi	SLO		DNS				
34	FOUBERT Valentin	FRA	94.6 =22	128.0 =17	18	-0.33 6.2	66.2 21	
35	FORFANG Johann Andre	NOR	94.4 =28	131.0 =9	18	-0.30 5.7	71.1 13	
36	NAKAMURA Naoki	JPN	95.0 =14	134.5 1	18	-0.31 5.9	77.6 8	
37	LINDVIK Marius	NOR	93.4 =45	127.0 =21	17	-0.31 5.5	69.6 5.9	15
38	TOMASIAK Kacper	POL	94.6 =22	133.0 =4	17	-0.40 5.5	82.1 7.6	3
39	ZOGRAFSKI Vladimir	BUL	93.7 40	129.0 =12	17	-0.38 5.5	74.5 7.2	9
40	SUNDAL Kristoffer Eriksen	NOR	94.2 32	133.0 =4	17	-0.34 5.5	80.9 6.4	5
41	KRAFT Stefan	AUT	93.9 =36	121.5 =36	16	-0.46 10.9	67.9 8.7	=18
42	EMBACHER Stephan	AUT	93.2 47	125.5 =27	16	-0.38 10.9	73.6 7.2	12
43	HOFFMANN Felix	GER	93.6 =41	117.5 =43	16	-0.39 10.9	59.4 7.4	33
44	HOERL Jan	AUT	93.9 =36	129.5 11	16	-0.30 10.9	79.3 5.7	6
45	RAIMUND Philipp	GER	92.9 48	119.5 41	16	-0.40 10.9	63.2 7.6	28
46	TSCHOFENIG Daniel	AUT	93.9 =36	129.0 =12	16	-0.27 10.9	77.8 5.1	7



Results
Risultati / Résultats

Bib	Name	NOC Code	Speed	Dist.	G/W Comp.		Points	
			[km/h] Rank	[m] Rank	Gate Points	[m/s] Points	Rank	
47	LANISEK Anze	SLO	93.5 =43	121.0 38	16 10.9	-0.37 7.0	65.3 25	
48	NIKAIDO Ren	JPN	94.5 =25	131.0 =9	16 10.9	-0.57 10.8	87.1 2	
49	KOBAYASHI Ryoyu	JPN	94.0 35	128.0 =17	16 10.9	-0.57 10.8	81.7 4	
50	PREVC Domen	SLO	93.5 =43	132.0 6	16 10.9	-0.51 9.6	87.7 1	

Jury / Competition Management				Judges			
FIS Race Director			PERTILE Sandro (FIS)	A	STUB NYBELIUS Marit (SWE)		
FIS Technical Delegate	Jury		GROS Jelko (SLO)	B	COMINA Giovanna (ITA)		
FIS Assistant Technical Delegate	Jury		SPATH Georg (GER)	C	KNOLL Peter (GER)		
Chief of Competition	Jury		SAMBUGARO Sandro (ITA)	D	PIGUET David (SUI)		
FIS Assistant Race Director			SEDLAK Borek (FIS)	E	TANAKA Shinya (CAN)		
FIS Equipment Controller			HAFELE Mathias (FIS)	SC	BACZKOWSKA Agnieszka (FIS)		

Competition / Weather Information											
	Time	Base Values			Weather	Temperature [°C]		Humidity [%]	Tan. Wind [m/s]		
		Wind	Gate	Length		Air	Track		Min.	Max.	Avg.
Trial Round	17:34 - 18:11	0.00	18	101.34m	Light Rain	0.8 / 0.6	-8.4 / -8.4	92 / 93	-0.57	-0.24	-0.40

Statistics													
	Gate		Athletes	Falls	Distance [m]			Speed [km/h]			Athletes/NOCs		
	No.	Diff.			Min.	Max.	Avg.	Min.	Max.	Avg.	In start list	Started	With results
Trial Round	16	-1.52m	10	0	117.5	132.0	125.4	92.9	94.5	93.7	50/21	49/21	49/21
	17	-0.76m	4	0	127.0	133.0	130.5	93.4	94.6	94.0			
	18		26	0	93.0	134.5	122.4	92.5	95.5	94.5			
	20	1.50m	9	0	116.0	133.5	124.9	95.1	96.3	95.7			

Note:
A bold line in the "Gate" column indicates a change in gate assignment at that point.
Total Point score calculation:
60 points are awarded for jumping the K-point distance. 1.8 points/metre are added to (or subtracted from) the athlete's total points for the jump's difference in length from the K-point. The gate and/or wind compensation points are added to, or subtracted from, the total points.

Legend:			
=	Equal sign indicates that two or more athletes share the same rank	Avg.	Average
Diff.		Diff.	Difference
Dist.	Distance	DNS	Did Not Start
Max.	Maximum	Min.	Minimum
SC	Start Controller	Tan. Wind	Tangential Wind
		G/W Comp.	Gate/Wind Compensation
		No.	Gate number



Results
Risultati / Résultats

Hill Data / Calculation			
Hill Size HS (95%)	141m (133.5m)	Gate Factor	7.20 points per m
K-Point	128m	Wind Factors - Head/Tail	12.60 / 18.90 points per m/s
Metre Value	1.8 points per m		

Rank	Bib Name	NOC Code	Speed [km/h]	Distance		Judges Marks					Judges Points	Gate/Wind Compensation				Round		Total
				[m]	Points	A	B	C	D	E		Gate Points	[m/s]	Points	Total	Rank		
1	50 PREVC Domen	SLO	93.8	138.5	78.9	18.5	18.5	18.5	18.5	18.5	55.5	15	10.9	-0.09	1.7	147.0	2	301.8
			94.5	141.5	84.3	18.5	19.5	19.5	19.5	19.5	58.5	15	5.4	-0.35	6.6	154.8	1	
2	48 NIKAIDO Ren	JPN	94.4	140.0	81.6	18.5	19.0	19.0	19.0	19.5	57.0	15	10.9	-0.24	4.5	154.0	1	295.0
			95.0	136.5	75.3	18.5	18.5	18.5	19.0	19.0	56.0	15	5.4	-0.23	4.3	141.0	9	
3	38 TOMASIAK Kacper	POL	94.3	133.0	69.0	18.5	18.5	18.5	18.5	18.5	55.5	15	10.9	-0.34	6.4	141.8	4	291.2
			94.7	138.5	78.9	18.5	18.5	18.5	18.5	18.5	55.5	15	5.4	-0.51	9.6	149.4	3	
4	40 SUNDAL Kristoffer Eriksen	NOR	94.1	136.0	74.4	18.5	18.0	18.5	18.5	18.5	55.5	15	10.9	-0.22	4.2	145.0	3	288.0
			94.6	135.5	73.5	18.0	19.0	18.5	19.0	19.0	56.5	15	5.4	-0.40	7.6	143.0	7	
5	44 HOERL Jan	AUT	94.0	134.5	71.7	18.0	18.5	18.5	18.5	18.5	55.5	15	10.9	-0.19	3.6	141.7	5	286.9
			94.2	136.0	74.4	18.0	18.0	19.0	19.0	19.0	56.0	15	5.4	-0.50	9.4	145.2	4	
6	49 KOBAYASHI Ryoyu	JPN	94.0	131.0	65.4	18.0	18.5	18.5	18.5	18.0	55.0	15	10.9	-0.19	3.6	134.9	11	284.5
			94.8	138.5	78.9	18.5	19.0	19.0	19.0	19.0	57.0	15	5.4	-0.44	8.3	149.6	2	
7	42 EMBACHER Stephan	AUT	94.0	133.0	69.0	18.0	18.0	18.0	18.0	17.5	54.0	15	10.9	-0.27	5.1	139.0	7	284.1
			94.7	136.0	74.4	18.5	18.5	18.5	18.5	19.0	55.5	15	5.4	-0.52	9.8	145.1	5	
8	20 MIZERNYKH Ilya	KAZ	95.6	140.5	82.5	17.0	17.0	16.5	17.0	16.0	50.5	17		-0.21	4.0	137.0	8	281.6
			94.8	136.0	74.4	18.0	18.0	18.0	18.0	18.0	54.0	15	5.4	-0.57	10.8	144.6	6	
9	45 RAIMUND Philipp	GER	93.8	131.0	65.4	18.5	18.5	18.5	18.5	18.0	55.5	15	10.9	-0.18	3.4	135.2	10	277.4
			94.7	136.0	74.4	18.5	19.0	19.0	19.0	18.5	56.5	15	5.4	-0.31	5.9	142.2	8	
10	39 ZOGRAFSKI Vladimir	BUL	93.8	133.5	69.9	18.0	18.0	18.0	18.0	18.0	54.0	15	10.9	-0.24	4.5	139.3	6	277.3
			94.2	133.5	69.9	18.0	18.0	18.0	18.0	19.0	54.0	15	5.4	-0.46	8.7	138.0	10	
11	26 AALTO Antti	FIN	94.5	131.0	65.4	17.5	17.5	17.5	18.0	18.0	53.0	15	10.9	-0.36	6.8	136.1	9	271.3
			95.0	133.0	69.0	18.0	18.0	18.0	18.0	18.5	54.0	15	5.4	-0.36	6.8	135.2	12	
12	35 FORFANG Johann Andre	NOR	93.8	128.5	60.9	18.0	18.5	18.5	18.5	18.0	55.0	15	10.9	-0.34	6.4	133.2	13	271.1
			94.4	132.5	68.1	18.0	18.5	18.5	18.5	19.0	55.5	15	5.4	-0.47	8.9	137.9	11	
13	31 DESCHWANDEN Gregor	SUI	94.3	129.5	62.7	18.0	17.5	17.5	17.5	17.0	52.5	15	10.9	-0.37	7.0	133.1	14	266.5
			94.9	131.0	65.4	17.5	17.5	17.5	18.0	18.0	53.0	15	5.4	-0.51	9.6	133.4	13	
14	23 WASEK Pawel	POL	94.0	129.5	62.7	18.0	18.0	18.0	18.0	18.0	54.0	15	10.9	-0.32	6.0	133.6	12	265.9
			94.1	130.0	63.6	18.0	18.5	18.5	18.5	18.0	55.0	15	5.4	-0.44	8.3	132.3	14	
15	27 WELLINGER Andreas	GER	94.8	127.0	58.2	17.5	18.0	18.0	18.0	17.5	53.5	15	10.9	-0.42	7.9	130.5	15	257.5
			94.8	127.5	59.1	18.0	18.0	18.0	18.0	18.0	54.0	15	5.4	-0.45	8.5	127.0	18	
16	36 NAKAMURA Naoki	JPN	94.1	126.0	56.4	18.0	17.5	18.0	17.5	17.5	53.0	15	10.9	-0.31	5.9	126.2	21	257.2
			94.9	134.5	71.7	18.5	18.5	18.5	18.5	18.5	55.5	16		-0.20	3.8	131.0	15	
17	34 FOUBERT Valentin	FRA	93.5	127.0	58.2	18.0	18.0	18.0	18.0	18.0	54.0	15	10.9	-0.38	7.2	130.3	16	256.9
			93.3	129.0	61.8	18.0	17.5	18.0	18.0	17.5	53.5	15	5.4	-0.31	5.9	126.6	19	
18	28 KYTOESAHO Niko	FIN	93.8	127.0	58.2	17.5	17.0	17.0	17.5	17.0	51.5	15	10.9	-0.37	7.0	127.6	18	256.8
			94.1	136.5	75.3	18.0	17.5	18.0	17.5	17.5	53.0	16		-0.05	0.9	129.2	16	
19	13 FRANTZ Tate	USA	95.4	133.0	69.0	18.0	18.0	18.0	18.0	18.5	54.0	17		-0.36	6.8	129.8	17	254.1
			94.6	128.5	60.9	18.0	18.0	18.0	18.0	18.0	54.0	15	5.4	-0.21	4.0	124.3	20	
20	22 BICKNER Kevin	USA	94.2	126.5	57.3	16.5	17.5	16.5	16.5	17.0	50.0	15	10.9	-0.36	6.8	125.0	22	249.1
			94.8	134.0	70.8	16.0	17.5	16.5	16.5	16.5	49.5	16		-0.20	3.8	124.1	21	
21	30 STOCH Kamil	POL	93.3	126.5	57.3	18.0	18.0	18.0	18.0	17.5	54.0	15	10.9	-0.26	4.9	127.1	19	248.3
			93.5	131.5	66.3	18.0	18.0	18.0	18.0	18.0	54.0	16		-0.05	0.9	121.2	23	
21	15 KAPUSTIK Hektor	SVK	94.9	131.5	66.3	16.0	16.5	16.5	16.0	15.5	48.5	17		-0.34	6.4	121.2	30	248.3
			94.3	132.0	67.2	17.5	18.5	18.0	18.0	18.0	54.0	16		-0.31	5.9	127.1	17	
23	9 PALOSAARI Vilho	FIN	94.9	131.0	65.4	17.5	18.0	18.0	17.5	17.0	53.0	17		-0.30	5.7	124.1	23	245.8
			94.7	130.5	64.5	17.5	17.5	17.5	17.5	17.5	52.5	16		-0.25	4.7	121.7	22	
24	32 PASCHKE Pius	GER	93.8	125.0	54.6	17.0	17.0	17.0	16.5	16.5	50.5	15	10.9	-0.35	6.6	122.6	27	239.2
			94.2	127.0	58.2	18.0	17.5	17.5	17.5	17.5	52.5	16		-0.31	5.9	116.6	24	



Results
Risultati / Résultats

Rank	Bib Name	NOC Code	Speed [km/h]	Distance			Judges Marks					Judges Points	Gate/Wind Compensation				Round		Total
				[m]	Points	A	B	C	D	E	Gate Points		[m/s]	Points	Total	Rank			
25	43 HOFFMANN Felix	GER	94.3	126.0	56.4	18.0	17.5	17.5	17.5	17.0	52.5	15	10.9	-0.16	3.0	122.8	=24	237.5	
			94.3	126.5	57.3	17.5	17.5	17.5	17.5	17.5	52.5	16		-0.26	4.9	114.7	25		
26	25 AIGRO Artti	EST	94.0	124.5	53.7	17.0	17.0	17.0	17.0	17.0	51.0	15	10.9	-0.38	7.2	122.8	=24	236.1	
			94.3	125.5	55.5	17.5	17.5	17.5	17.5	17.5	52.5	16		-0.28	5.3	113.3	27		
27	19 VASSILYEV Danil	KAZ	94.4	131.5	66.3	17.5	17.5	17.5	17.5	17.5	52.5	17		-0.13	2.5	121.3	29	235.9	
			93.8	126.5	57.3	17.0	17.5	17.5	17.5	16.5	52.0	16		-0.28	5.3	114.6	26		
28	24 HAUSWIRTH Sandro	SUI	94.1	127.0	58.2	17.0	17.0	17.0	17.0	16.5	51.0	15	10.9	-0.36	6.8	126.9	20	234.7	
			94.2	124.0	52.8	17.5	17.0	17.5	17.5	16.5	52.0	16		-0.16	3.0	107.8	29		
29	16 BRESADOLA Giovanni	ITA	94.8	130.5	64.5	17.0	17.5	17.5	17.5	17.5	52.5	17		-0.30	5.7	122.7	26	231.1	
			94.0	123.5	51.9	17.0	17.0	17.0	17.0	17.0	51.0	16		-0.29	5.5	108.4	28		
30	47 LANISEK Anze	SLO	93.4	124.5	53.7	18.0	18.5	18.0	18.0	17.5	54.0	15	10.9	-0.19	3.6	122.2	28	214.3	
			94.1	118.5	42.9	16.0	15.0	15.0	15.0	15.0	45.0	16		-0.22	4.2	92.1	30		

Not Qualified for Final Round																		
31	29 COLBY Jason	USA	93.8	123.5	51.9	17.5	17.0	17.0	17.0	17.0	51.0	15	10.9	-0.32	6.0	119.8	31	119.8
32	37 LINDVIK Marius	NOR	92.8	123.0	51.0	17.0	17.0	17.0	17.0	17.0	51.0	15	10.9	-0.34	6.4	119.3	32	119.3
33	8 CHERVET Jules	FRA	94.9	128.5	60.9	17.5	17.5	17.5	17.5	17.0	52.5	17		-0.30	5.7	119.1	33	119.1
34	33 ZAJC Timi	SLO	93.7	123.0	51.0	16.0	16.0	16.0	16.0	16.5	48.0	15	10.9	-0.37	7.0	116.9	34	116.9
35	18 INSAM Alex	ITA	94.8	128.0	60.0	17.0	17.5	17.5	17.5	17.0	52.0	17		-0.20	3.8	115.8	35	115.8
36	41 KRAFT Stefan	AUT	94.3	121.5	48.3	18.0	17.5	17.5	17.5	17.5	52.5	15	10.9	-0.19	3.6	115.3	36	115.3
37	7 IPCIOGLU Fatih Arda	TUR	94.8	127.5	59.1	16.5	16.5	16.5	16.5	15.5	49.5	17		-0.34	6.4	115.0	37	115.0
38	17 TRUNZ Felix	SUI	95.3	127.0	58.2	16.5	17.0	17.0	17.0	16.5	50.5	17		-0.29	5.5	114.2	38	114.2
39	2 SONG Qiwu	CHN	94.0	127.5	59.1	17.0	17.0	17.0	17.0	16.0	51.0	17		-0.16	3.0	113.1	39	113.1
40	5 VAGUL Kaimar	EST	94.6	125.0	54.6	17.5	18.0	17.5	17.5	17.0	52.5	17		-0.28	5.3	112.4	40	112.4
41	14 MARUSIAK Yevhen	UKR	93.9	124.5	53.7	16.0	16.5	16.0	16.0	16.5	48.5	17		-0.34	6.4	108.6	41	108.6
42	21 KOUDELKA Roman	CZE	94.0	119.0	43.8	16.0	16.5	16.0	16.5	15.5	48.5	15	10.9	-0.24	4.5	107.7	42	107.7
43	10 MILESI Enzo	FRA	95.1	122.5	50.1	17.0	17.5	17.0	17.5	17.0	51.5	17		-0.32	6.0	107.6	43	107.6
44	12 KALINICHENKO Vitaliy	UKR	94.9	120.5	46.5	16.5	17.0	16.5	16.5	16.5	49.5	17		-0.39	7.4	103.4	44	103.4
45	11 BOYD-CLOWES Mackenzie	CAN	95.2	119.5	44.7	16.5	17.0	16.5	17.0	17.0	50.5	17		-0.35	6.6	101.8	45	101.8
46	6 CACINA Daniel Andrei	ROU	95.0	117.0	40.2	16.5	16.5	15.5	16.0	15.5	48.0	17		-0.38	7.2	95.4	46	95.4
47	1 CECON Francesco	ITA	93.3	115.0	36.6	15.0	15.5	15.5	15.5	15.0	46.0	17		-0.22	4.2	86.8	47	86.8
48	4 BEDIR Muhammed Ali	TUR	94.6	110.0	27.6	16.0	16.5	16.5	16.0	16.0	48.5	17		-0.22	4.2	80.3	48	80.3
49	3 SPULBER Mihnea Alexandru	ROU	94.6	99.5	8.7	15.5	16.0	16.0	15.5	15.5	47.0	17		-0.26	4.9	60.6	49	60.6

Disqualified (DSQ)																		
	46 TSCHOFENIG Daniel	AUT	1st Round															



Results

Risultati / Résultats

Jury Decisions

Disqualified - Boots size		
TSCHOFENIG Daniel	AUT	SCE 3.1.1 – Boots size and form / Tolerance – Shoes exceeds allowed size (by +4mm)

Jury / Competition Management				Judges			
FIS Race Director		PERTILE Sandro (FIS)		A	STUB NYBELIUS Marit (SWE)		
FIS Technical Delegate	Jury	GROS Jelko (SLO)		B	COMINA Giovanna (ITA)		
FIS Assistant Technical Delegate	Jury	SPATH Georg (GER)		C	KNOLL Peter (GER)		
Chief of Competition	Jury	SAMBUGARO Sandro (ITA)		D	PIGUET David (SUI)		
FIS Assistant Race Director		SEDLAK Borek (FIS)		E	TANAKA Shinya (CAN)		
FIS Equipment Controller		HAFELE Mathias (FIS)		SC	BACZKOWSKA Agnieszka (FIS)		

Competition / Weather Information

	Time	Base Values			Weather	Temperature [°C]		Humidity [%]	Tan. Wind [m/s]		
		Wind	Gate	Length		Air	Track		Min.	Max.	Avg.
								1st Round			
Final Round	19:57 - 20:32	0.00	16	99.82m	Snow and rain	0.6 / 0.6	-8.5 / -8.5	94 / 94	-0.57	-0.05	-0.33

Statistics

	Gate		Athletes	Falls	Distance [m]			Speed [km/h]			Athletes/NOCs		
	No.	Diff.			Min.	Max.	Avg.	Min.	Max.	Avg.	In start list	Started	With results
	17		20	0	99.5	140.5	124.5	93.3	95.6	94.8			
Final Round	15	-0.75m	17	0	127.5	141.5	134.1	93.3	95.0	94.5	30/15	30/15	30/15
	16		13	0	118.5	136.5	128.5	93.5	94.9	94.2			

Note: How point scores are calculated:

An athlete is awarded 60 points for jumping the K-point distance. For every metre more or less than the K-point, an athlete has 1.8 points added or subtracted from his total. In addition, athletes are awarded points for style (for flight, landing and out-run) up to a maximum of 20 per judge. Five judges score each jump, with the highest and lowest scores discarded and the scores of the other three summed and added to the athlete's points for distance. The gate and/or wind compensation points are added to, or subtracted from, the total points.

Legend:

=	Equal sign indicates that two or more athletes share the same rank	Avg.	Average	Diff.	Difference
DSQ	Disqualified	Max.	Maximum	Min.	Minimum
No.	Gate number	SC	Start Controller	SCE	Specification for Competition Equipment
Tan. Wind	Tangential Wind				



Results
Risultati / Résultats

Hill Data / Calculation			
Hill Type	Large Hill	Metre Value	1.8 points per m
Hill Size HS (95%)	141m (133.5m)	Gate Factor	7.20 points per m
K-Point	128m	Wind Factors - Head/Tail	12.60 / 18.90 points per m/s

Bib	Name	NOC Code	Speed	Dist.	G/W Comp.		Points
			[km/h] Rank	[m] Rank	Gate	[m/s] Points	Rank
1-1	SPULBER MA	ROU	95.2 =4	103.0 =30	16	-0.44 8.3	23.3 31
2-1	SONG Qiwu	CHN	94.1 30	119.5 27	16	-0.63 11.9	56.6 25
3-1	BEDIR Muhammed Ali	TUR	94.9 =10	114.0 28	16	-0.58 11.0	45.8 28
4-1	VASSILYEV Danil	KAZ	94.5 =23	130.5 =8	16	-0.86 16.3	80.8 8
5-1	MARUSIAK Yevhen	UKR	94.4 =26	121.5 25	16	-0.96 18.1	66.4 23
6-1	AIGRO Artti	EST	94.8 =16	123.0 23	16	-0.80 15.1	66.1 24
7-1	BRESADOLA Giovanni	ITA	95.0 =7	133.5 4	16	-0.62 11.7	81.6 5
8-1	BICKNER Kevin	USA	94.5 =23	126.5 =20	16	-0.68 12.9	70.2 21
9-1	CHERVET Jules	FRA	94.9 =10	103.0 =30	16	-0.55 10.4	25.4 30
10-1	TRUNZ Felix	SUI	95.6 1	127.0 =18	16	-0.65 12.3	70.5 20
11-1	AALTO Antti	FIN	95.3 3	128.5 =15	16	-0.68 12.9	73.8 16
12-1	WASEK Pawel	POL	94.7 =18	130.0 =11	16	-0.79 14.9	78.5 12
13-1	FORFANG Johann Andre	NOR	94.6 22	133.0 5	16	-0.82 15.5	84.5 3
14-1	WELLINGER Andreas	GER	95.5 2	129.5 13	16	-0.75 14.2	76.9 =14
15-1	NIKAIDO Ren	JPN		DNS			
16-1	LANISEK Anze	SLO	94.7 =18	128.0 17	16	-0.58 11.0	71.0 19
17-1	HOERL Jan	AUT	94.7 =18	134.0 3	16	-0.56 10.6	81.4 6

Bib	Name	NOC Code	Speed	Dist.	G/W Comp.		Points
			[km/h] Rank	[m] Rank	Gate	[m/s] Points	Rank
1-2	CACINA Daniel Andrei	ROU	95.1 6	120.0 26	16	-0.52 9.8	55.4 26
2-2	ZHAO Jiawen	CHN	93.9 31	111.0 29	16	-0.49 9.3	38.7 29
3-2	IPCIOGLU Fatih Arda	TUR	95.0 =7	132.0 6	16	-0.34 6.4	73.6 17
4-2	MIZERNYKH Ilya	KAZ	94.9 =10	135.0 1	16	-0.23 4.3	76.9 =14
5-2	KALINICHENKO Vitaliy	UKR	94.9 =10	122.5 24	16	-0.22 4.2	54.3 27
6-2	VAGUL Kaimar	EST	94.9 =10	130.0 =11	16	-0.18 3.4	67.0 22
7-2	INSAM Alex	ITA	94.8 =16	134.5 2	16	-0.46 8.7	80.4 9
8-2	FRANTZ Tate	USA	94.7 =18	130.5 =8	15	-0.60 5.4	81.2 11.3
9-2	FOUBERT Valentin	FRA	94.3 29	131.0 7	15	-0.61 5.4	82.3 11.5
10-2	DESCHWANDEN Gregor	SUI	95.0 =7	130.5 =8	15	-0.84 5.4	85.8 15.9
11-2	KYTOESAHO Niko	FIN	94.5 =23	127.0 =18	15	-0.85 5.4	79.7 16.1
12-2	TOMASIAK Kacper	POL	94.4 =26	125.5 22	15	-0.99 5.4	79.6 18.7
13-2	SUNDAL Kristoffer Eriksen	NOR	94.4 =26	129.0 14	15	-0.96 5.4	85.3 18.1
14-2	RAIMUND Philipp	GER	95.2 =4	126.5 =20	16	-0.85 16.1	73.4 18
15-2	KOBAYASHI Ryoyu	JPN		DNS			
16-2	PREVC Domen	SLO		DNS			
17-2	EMBACHER Stephan	AUT	94.9 =10	128.5 =15	16	-0.86 16.3	77.2 13

Jury / Competition Management			Judges		
FIS Race Director		PERTILE Sandro (FIS)	A	PIGUET David (SUI)	
FIS Technical Delegate	Jury	GROS Jelko (SLO)	B	TANAKA Shinya (CAN)	
FIS Assistant Technical Delegate	Jury	SPATH Georg (GER)	C	COMINA Giovanna (ITA)	
Chief of Competition	Jury	SAMBUGARO Sandro (ITA)	D	GRAND-CHAVIN Bruno (FRA)	
FIS Assistant Race Director		SEDLAK Borek (FIS)	E	KNOLL Peter (GER)	
FIS Equipment Controller		HAFELE Mathias (FIS)	SC	BACZKOWSKA Agnieszka (FIS)	

Competition / Weather Information											
	Time	Base Values			Weather	Temperature [°C]		Humidity [%]	Tan. Wind [m/s]		
		Wind	Gate	Length		Air	Track		Min.	Max.	Avg.
Trial Round	18:00 - 18:24	0.00	16	99.82m	Clear	1.9 / 1.1	-8.4 / -8.4	67 / 71	-0.99	-0.18	-0.64



Results
Risultati / Résultats

Statistics													
	Gate		Athletes	Falls	Distance [m]			Speed [km/h]			Athletes/NOCs		
	No.	Diff.			Min.	Max.	Avg.	Min.	Max.	Avg.	In start list	Started	With results
Trial Round	15	-0.75m	6	0	125.5	131.0	128.9	94.3	95.0	94.6	34/17	31/16	31/16
	16		25	0	103.0	135.0	125.0	93.9	95.6	94.8			

Note:
A bold line in the "Gate" column indicates a change in gate assignment at that point.
Total Point score calculation:
60 points are awarded for jumping the K-point distance. 1.8 points/metre are added to (or subtracted from) the athlete's total points for the jump's difference in length from the K-point. The gate and/or wind compensation points are added to, or subtracted from, the total points.

Legend:					
=	Equal sign indicates that two or more athletes share the same rank	Avg.	Average	Diff.	Difference
Dist.	Distance	DNS	Did Not Start	GWComp.	Gate/Wind Compensation
Max.	Maximum	Min.	Minimum	No.	Gate number
SC	Start Controller	Tan. Wind	Tangential Wind		



Results
Risultati / Résultats

Hill Data / Calculation

Hill Type	Large Hill	Metre Value	1.8 points per m
Hill Size HS (95%)	141m (133.5m)	Gate Factor	7.20 points per m
K-Point	128m	Wind Factors - Head/Tail	12.60 / 18.90 points per m/s

Rank	Bib	NOC Name	Speed [km/h]	Distance [m]	Points	Judges Marks A B C D E	Judges Points	Gate/Wind Compensation Gate Points [m/s]	Points	Round Points	Group Rank	Total
Not Qualified for Final Round												
1	17	AUT - Austria								291.2 277.5	1 1	568.7
	17-1	HOERL Jan	95.0 93.9	137.5 128.0	77.1 60.0	19.0 19.0 18.5 18.0 18.5 18.0 18.0 18.0 17.5 18.0	56.0 54.0	16 16	-0.99 18.7 -0.76 14.4	151.8 128.4	1 5	1st Rnd 2nd Rnd
	17-2	EMBACHER Stephan	94.3 95.0	132.0 139.0	67.2 79.8	18.5 18.5 18.5 18.5 18.5 19.0 19.0 19.0 19.0 19.0	55.5 57.0	15 5.4 16	-0.60 11.3 -0.65 12.3	139.4 149.1	4 1	1st Rnd 2nd Rnd
2	12	POL - Poland								274.5 272.8	3 2	547.3
	12-1	WASEK Pawel	94.6 94.4	133.5 129.5	69.9 62.7	19.0 18.5 19.0 18.5 18.5 18.0 18.0 17.5 18.0 17.5	56.0 53.5	16 16	-0.61 11.5 -0.82 15.5	137.4 131.7	=3 3	1st Rnd 2nd Rnd
	12-2	TOMASIAK Kacper	94.6 94.8	135.5 135.5	73.5 73.5	18.0 18.0 18.0 18.5 18.0 18.5 18.0 18.5 18.5 18.5	54.0 55.5	15 5.4 16	-0.22 4.2 -0.64 12.1	137.1 141.1	7 2	1st Rnd 2nd Rnd
3	13	NOR - Norway								267.9 270.1	6 3	538.0
	13-1	FORFANG Johann Andre	94.8 94.4	130.0 129.5	63.6 62.7	18.0 18.0 17.5 17.5 18.0 18.0 18.0 18.0 18.0 18.0	53.5 54.0	16 16	-0.76 14.4 -0.82 15.5	131.5 132.2	5 2	1st Rnd 2nd Rnd
	13-2	SUNDAL Kristoffer Eriksen	94.4 95.1	134.0 137.0	70.8 76.2	18.0 18.0 18.0 18.0 18.0 18.5 18.5 18.5 19.0 18.5	54.0 55.5	15 5.4 16	-0.33 6.2 -0.33 6.2	136.4 137.9	8 5	1st Rnd 2nd Rnd
4	14	GER - Germany								273.3 264.4	4 5	537.7
	14-1	WELLINGER Andreas	95.9 95.6	127.5 123.5	59.1 51.9	18.0 17.5 18.0 17.5 18.0 17.5 17.5 17.5 17.5 17.5	53.5 52.5	16 16	-0.94 17.8 -1.10 20.8	130.4 125.2	6 9	1st Rnd 2nd Rnd
	14-2	RAIMUND Philipp	95.0 95.9	137.0 137.5	76.2 77.1	18.0 18.5 17.5 18.0 18.5 18.0 18.0 18.0 18.5 18.0	54.5 54.0	15 5.4 16	-0.36 6.8 -0.43 8.1	142.9 139.2	1 3	1st Rnd 2nd Rnd
5	16	SLO - Slovenia								280.9 255.2	2 7	536.1
	16-1	LANISEK Anze	95.1 94.4	131.5 124.5	66.3 53.7	18.5 19.0 18.5 18.0 18.0 17.5 17.0 17.5 17.0 17.0	55.0 51.5	16 16	-1.08 20.4 -0.62 11.7	141.7 116.9	2 11	1st Rnd 2nd Rnd
	16-2	PREVC Domen	94.6 95.3	134.0 133.5	70.8 69.9	17.0 15.5 16.5 16.5 17.0 17.5 18.0 17.5 17.5 17.5	50.0 52.5	15 5.4 16	-0.69 13.0 -0.84 15.9	139.2 138.3	5 4	1st Rnd 2nd Rnd
6	15	JPN - Japan								272.3 262.9	5 6	535.2
	15-1	NIKAIDO Ren	95.4 95.2	131.5 131.0	66.3 65.4	18.0 18.5 17.5 18.0 17.5 18.0 18.0 17.5 18.0 17.5	53.5 53.5	16 16	-0.93 17.6 -0.60 11.3	137.4 130.2	=3 4	1st Rnd 2nd Rnd
	15-2	KOBAYASHI Ryoyu	94.4 95.2	129.0 130.0	61.8 63.6	18.0 17.5 17.5 18.0 18.0 18.0 18.0 18.0 18.0 18.0	53.5 54.0	15 5.4 16	-0.75 14.2 -0.80 15.1	134.9 132.7	9 6	1st Rnd 2nd Rnd



Results
Risultati / Résultats

Rank	Bib	NOC Name	Speed [km/h]	Distance [m]	Points	Judges Marks					Judges Points	Gate/Wind Compensation		Round Points	Group Rank	Total
						A	B	C	D	E		Gate Points	[m/s]			
7	10	SUI - Switzerland											267.5 254.6	7 8	522.1	
	10-1	TRUNZ Felix	95.5 95.7	128.5 128.0	60.9 60.0	18.0 18.0	18.0 17.5	18.0 18.0	17.5 18.0	18.0	54.0 54.0	16 16	-0.59 -0.65	11.2 12.3	126.1 126.3	9 1st Rnd 8 2nd Rnd
	10-2	DESCHWANDEN Gregor	95.6 95.2	136.5 123.5	75.3 51.9	18.0 17.0	17.5 16.5	17.5 17.0	18.5 17.0	18.5 16.5	54.0 50.5	16 16	-0.64 -1.37	12.1 25.9	141.4 128.3	2 1st Rnd 8 2nd Rnd
8	8	USA - United States of America											255.5 264.7	10 4	520.2	
	8-1	BICKNER Kevin	94.5 95.4	129.5 133.0	62.7 69.0	17.0 17.5	17.0 17.5	16.5 17.5	17.5 17.0	17.0	51.0 52.0	16 16	-0.56 -0.70	10.6 13.2	124.3 134.2	10 1st Rnd 1 2nd Rnd
	8-2	FRANTZ Tate	95.5 95.4	131.5 129.5	66.3 62.7	17.5 18.0	18.0 18.0	17.5 18.0	18.0 18.0	17.0	53.0 54.0	16 16	-0.63 -0.73	11.9 13.8	131.2 130.5	10 1st Rnd 7 2nd Rnd
9	11	FIN - Finland											258.9 252.1	8 10	511.0	
	11-1	AALTO Antti	95.2 95.2	127.5 131.5	59.1 66.3	17.5 18.0	18.0 18.0	17.5 18.0	17.5 17.5	17.5	52.5 54.0	16 16	-0.36 -0.33	6.8 6.2	118.4 126.5	12 1st Rnd 7 2nd Rnd
	11-2	KYTOESAHO Niko	94.6 94.6	137.5 127.0	77.1 58.2	17.5 17.0	18.0 17.0	17.0 17.0	18.0 17.5	17.5 16.5	53.0 51.0	16 16	-0.55 -0.87	10.4 16.4	140.5 125.6	3 1st Rnd 10 2nd Rnd
10	7	ITA - Italy											255.8 254.3	9 9	510.1	
	7-1	BRESADOLA Giovanni	94.6 94.9	131.0 128.0	65.4 60.0	17.5 17.5	17.5 17.0	17.0 17.0	17.5 17.5	17.5	52.5 52.0	16 16	-0.48 -0.86	9.1 16.3	127.0 128.3	8 1st Rnd 6 2nd Rnd
	7-2	INSAM Alex	95.2 95.2	132.5 126.0	68.1 56.4	17.5 17.5	17.0 17.0	17.0 16.5	17.5 17.5	17.5	52.0 52.0	16 16	-0.46 -0.93	8.7 17.6	128.8 126.0	11 1st Rnd 9 2nd Rnd
11	4	KAZ - Kazakhstan											250.6 231.8	11 12	482.4	
	4-1	VASSILYEV Danil	94.4 94.4	130.5 124.0	64.5 52.8	17.0 17.5	17.5 17.0	17.0 17.5	17.0 17.0	17.0	51.0 51.5	16 16	-0.67 -0.70	12.7 13.2	128.2 117.5	7 1st Rnd 10 2nd Rnd
	4-2	MIZERNYKH Ilya	94.9 95.3	127.0 122.5	58.2 50.1	17.0 16.5	17.0 16.5	17.0 17.0	17.0 16.5	17.0	51.0 50.0	16 16	-0.70 -0.75	13.2 14.2	122.4 114.3	12 1st Rnd 12 2nd Rnd
12	9	FRA - France											245.3 232.3	12 11	477.6	
	9-1	CHERVET Jules	94.7 94.7	121.5 120.0	48.3 45.6	17.0 17.0	17.5 16.5	17.0 17.0	16.5 16.5	17.0	51.0 50.5	16 16	-0.41 -0.66	7.7 12.5	107.0 108.6	14 1st Rnd 12 2nd Rnd
	9-2	FOUBERT Valentin	94.9 94.6	134.0 120.0	70.8 45.6	18.0 17.0	18.5 16.5	18.0 17.0	18.5 16.5	18.0	54.5 50.5	16 16	-0.69 -1.46	13.0 27.6	138.3 123.7	6 1st Rnd 11 2nd Rnd
Not Qualified for 2nd Round																
13	6	EST - Estonia											238.8	13	238.8	
	6-1	AIGRO Artti	94.8	127.5	59.1	17.0	17.5	17.0	17.0	17.0	51.0	16	-0.55	10.4	120.5	11 1st Rnd
	6-2	VAGUL Kaimar	95.0	127.5	59.1	17.0	16.5	17.5	17.0	17.5	51.5	16	-0.41	7.7	118.3	13 1st Rnd



Results

Risultati / Résultats

Order	Group	Name	1	2	3	4	5	6	7	8	9	10	11	12	13	14	15	16	17	18	19	20	21	22	23	24	25	26	27	28	29	30	31	32	33	34	35	36	37	38	39	40	41	42	43	44	45	46	47	48	49	50	51	52	53	54	55	56	57	58	59	60	61	62	63	64	65	66	67	68	69	70	71	72	73	74	75	76	77	78	79	80	81	82	83	84	85	86	87	88	89	90	91	92	93	94	95	96	97	98	99	100
14	5	UKR - Ukraine																					208.1	14	208.1																																																																													
	5-1	MARUSIAK Yevhen	94.6	128.5	60.9	16.5	17.5	16.5	16.0	17.0	50.0	16	-0.36	6.8	117.7	13	1st Rnd																																																																																					
	5-2	KALINICHENKO Vitaliy	95.0	114.0	34.8	15.5	15.5	15.5	16.0	15.5	46.5	16	-0.48	9.1	90.4	16	1st Rnd																																																																																					
15	3	TUR - Türkiye																					202.7	15	202.7																																																																													
	3-1	BEDIR Muhammed Ali	94.9	114.0	34.8	16.5	16.0	16.5	15.5	16.0	48.5	16	-0.87	16.4	99.7	15	1st Rnd																																																																																					
	3-2	IPCIOGLU Fatih Arda	94.9	123.0	51.0	14.5	15.5	14.5	14.5	14.5	43.5	16	-0.45	8.5	103.0	14	1st Rnd																																																																																					
16	2	CHN - People's Republic of China																					183.6	16	183.6																																																																													
	2-1	SONG Qiwu	94.4	117.5	41.1	16.0	15.5	16.0	15.5	15.5	47.0	16	-0.37	7.0	95.1	16	1st Rnd																																																																																					
	2-2	ZHAO Jiawen	94.2	113.0	33.0	15.5	15.0	15.5	14.5	15.0	45.5	16	-0.53	10.0	88.5	17	1st Rnd																																																																																					
17	1	ROU - Romania																					182.1	17	182.1																																																																													
	1-1	SPULBER MA	95.6	106.0	20.4	15.0	15.5	15.5	15.0	15.0	45.5	16	-0.75	14.2	80.1	17	1st Rnd																																																																																					
	1-2	CACINA Daniel Andrei	95.2	117.5	41.1	16.0	16.0	16.0	15.0	16.0	48.0	16	-0.68	12.9	102.0	15	1st Rnd																																																																																					

Jury / Competition Management										Judges									
FIS Race Director										PERTILE Sandro (FIS)	A	PIGUET David (SUI)							
FIS Technical Delegate	Jury									GROS Jelko (SLO)	B	TANAKA Shinya (CAN)							
FIS Assistant Technical Delegate	Jury									SPATH Georg (GER)	C	COMINA Giovanna (ITA)							
Chief of Competition	Jury									SAMBUGARO Sandro (ITA)	D	GRAND-CHAVIN Bruno (FRA)							
FIS Assistant Race Director										SEDLAK Borek (FIS)	E	KNOLL Peter (GER)							
FIS Equipment Controller										HAFELE Mathias (FIS)	SC	BACZKOWSKA Agnieszka (FIS)							

Competition / Weather Information												
		Time	Base Values			Weather	Temperature [°C]		Humidity [%]	Tan. Wind [m/s]		
			Wind	Gate	Length		Air	Track		Min.	Max.	Avg.
1st Round	Group 1	19:00 - 19:36	0.00	16	99.82m	Mostly Clear	0.4 / -0.7	-10.4 / -10.4	72 / 77	-1.08	-0.22	-0.60
	Group 2		0.00	16	99.82m							
2nd Round	Group 1	19:50 - 20:16	0.00	16	99.82m	Mostly Clear	-0.7 / -1.4	-11.0 / -11.0	77 / 79	-1.46	-0.33	-0.77
	Group 2		0.00	16	99.82m							

Statistics														
		Gate		Athletes	Falls	Distance [m]			Speed [km/h]			Athletes/NOCs		
		No.	Diff.			Min.	Max.	Avg.	Min.	Max.	Avg.	In start list	Started	With results
1st Round	Group 1	16		17	0	106.0	137.5	126.7	94.4	95.9	94.9	34/17	34/17	34/17
	Group 2	15	-0.75m	6	0	129.0	137.0	133.6	94.3	95.0	94.6			
	Group 2	16		11	0	113.0	137.5	126.7	94.2	95.6	95.0			
2nd Round	Group 1	16		12	0	120.0	133.0	127.5	93.9	95.7	94.8	24/12	24/12	24/12
	Group 2	16		12	0	120.0	139.0	130.1	94.6	95.9	95.1			

Note: **How point scores are calculated:**
The team total points are the sum of the two individual point scores.
An athlete is awarded 60 points for jumping the K-point distance. For every metre more or less than the K-point, an athlete has 1.8 points added or subtracted from his total. In addition, athletes are awarded points for style (for flight, landing and out-run) up to a maximum of 20 per judge. Five judges score each jump, with the highest and lowest scores discarded and the scores of the other three summed and added to the athlete's points for distance. The gate and/or wind compensation points are added to, or subtracted from, the total points.

Legend:					
=	Equal sign indicates that two or more athletes share the same rank	Avg.	Average	Diff.	Difference
Max.	Maximum	Min.	Minimum	No.	Gate number
Rnd	Round	SC	Start Controller	Tan. Wind	Tangential Wind



Official Communication

Comunicazione ufficiale / Communication officielle

Item: 1

Men's Super Team 2nd and final round on 16 FEB Rescheduled

Summary:

2nd and final round times changed due to increase of 16 teams to 17 teams.

Details:

- 2nd Round: rescheduled to 19:50 (previously 19:43)
- final Round: rescheduled to 20:31 (previously 20:20)

Issued by: Luca Gianmoena
Time: 21:00
Date: 15 FEB 2026

This decision affects: Results
Schedule
Other

X



Official Communication

Comunicazione ufficiale / Communication officielle

Item: 2

Men's Super Team - Final Round CANCELLED - Weather conditions

Summary:

Men's Super Team - Final Round CANCELLED - Weather conditions

Details:

Men's Super Team Final Round has been CANCELLED due to weather conditions. Results of 2nd round are the official results.

Issued by: FIS
Time: 21:13
Date: 16 FEB 2026

This decision affects: Results
Schedule
Other

X
X



Results
Risultati / Résultats

Hill Data / Calculation			
Hill Type	Normal Hill	Metre Value	2.0 points per m
Hill Size HS (95%)	107m (101.5m)	Gate Factor	6.00 points per m
K-Point	98m	Wind Factors - Head/Tail	9.00 / 13.50 points per m/s

Bib	Name	NOC Code	Speed	Dist.	G/W Comp.		Points
			[km/h] Rank	[m] Rank	Gate Points	[m/s] Points	Rank
Women							
1-1	FOLEA Delia Anamaria	ROU	87.3 =12	83.0 =45	21	0.70 -6.3	23.7 48
2-1	SIEFF Annika	ITA	87.3 =12	99.0 =15	21	0.67 -6.0	56.0 38
3-1	CHERVET Emma	FRA	86.2 =23	78.0 48	19	-0.02 0.3	29.4 47
4-1	ZENG Ping	CHN	86.4 =20	99.5 =12	19	0.14 -1.3	70.8 25
5-1	BELSHAW Annika	USA	86.4 =20	90.0 43	19	0.12 -1.1	52.0 43
6-1	HIRVONEN Heta	FIN	86.5 =18	93.5 =39	19	0.42 -3.8	56.3 37
7-1	BELTOWSKA Pola	POL	86.2 =23	82.5 47	19	0.77 -6.9	31.2 46
8-1	STROEM Anna Odine	NOR	87.0 15	96.5 =24	18	0.37 -3.3	67.3 29
9-1	REISCH Agnes	GER	86.8 =16	93.5 =39	19	0.26 -2.3	57.8 35
10-1	EDER Lisa	AUT	86.4 =20	94.0 =37	19	0.36 -3.2	57.9 34
11-1	VODAN Nika	SLO	86.8 =16	96.0 27	19	0.08 -0.7	64.4 31
12-1	MARUYAMA Nozomi	JPN	86.5 =18	100.5 =8	19	0.41 -3.7	70.4 26

Bib	Name	NOC Code	Speed	Dist.	G/W Comp.		Points
			[km/h] Rank	[m] Rank	Gate Points	[m/s] Points	Rank
Men							
1-2	SPULBER MA	ROU	84.2 =36	85.0 44	13	0.30 -2.7	67.5 28
2-2	INSAM Alex	ITA	84.3 =33	99.5 =12	13	0.39 -3.5	95.7 15
3-2	MILESI Enzo	FRA	84.5 =30	95.5 28	13	0.64 -5.8	85.4 21
4-2	SONG Qiwu	CHN	83.8 47	95.0 =29	13	0.57 -5.1	85.1 22
5-2	COLBY Jason	USA	83.6 48	102.0 3	13	0.73 -6.6	97.6 13
6-2	PALOSAARI Vilho	FIN	84.0 =44	101.0 =5	13	0.87 -7.8	94.4 16
7-2	WASEK Pawel	POL	84.3 =33	101.5 4	13	0.22 -2.0	101.2 7
8-2	SUNDAL Kristoffer Eriksen	NOR	84.2 =36	100.5 =8	13	-0.38 5.1	106.3 1
9-2	HOFFMANN Felix	GER	84.5 =30	96.5 =24	13	-0.92 12.4	105.6 3
10-2	HOERL Jan	AUT	84.9 28	101.0 =5	15	-0.74 10.0	103.1 4
11-2	LANISEK Anze	SLO	85.2 26	99.0 =15	15	-0.87 11.7	100.8 =9
12-2	KOBAYASHI Ryoyu	JPN	85.5 25	95.0 =29	15	-0.76 10.3	91.4 17



Results
Risultati / Résultats

Bib	Name	NOC Code	Speed	Dist.	G/W Comp.		Points	Rank
			[km/h] Rank	[m] Rank	Gate Points	[m/s] Points		
1-3	TOTH Daniela Vasilica	ROU	87.9 5	95.0 =29	22 -4.5	0.05 -0.4	49.1 45	
2-3	ZANITZER Martina	ITA	88.2 =1	94.5 =35	22 -4.5	-0.12 1.6	50.1 44	
3-3	PAGNIER Josephine	FRA	88.0 4	97.5 =21	22 -4.5	-0.06 0.8	55.3 39	
4-3	LIU Qi	CHN	87.6 =7	94.0 =37	22 -4.5	-0.44 5.9	53.4 40	
5-3	JONES Paige	USA	88.1 3	94.5 =35	22 -4.5	-0.32 4.3	52.8 =41	
6-3	RAUTIONAHO Jenny	FIN	87.5 =10	97.5 =21	22 -4.5	-0.52 7.0	61.5 33	
7-3	TWARDOSZ Anna	POL	88.2 =1	92.0 42	22 -4.5	-0.69 9.3	52.8 =41	
8-3	KVANDAL Eirin Maria	NOR	87.6 =7	103.5 2	22→21	-0.61 8.2	79.2 24	
9-3	FREITAG Selina	GER	87.3 =12	99.5 =12	21	-0.09 1.2	64.2 32	
10-3	MUEHLBACHER Julia	AUT	87.7 6	95.0 =29	21	-0.24 3.2	57.2 36	
11-3	PREVC Nika	SLO	87.5 =10	105.5 1	21	-0.39 5.3	80.3 23	
12-3	TAKANASHI Sara	JPN	87.6 =7	100.5 =8	21	-0.04 0.5	65.5 30	

Bib	Name	NOC Code	Speed	Dist.	G/W Comp.		Points	Rank
			[km/h] Rank	[m] Rank	Gate Points	[m/s] Points		
1-4	CACINA Daniel Andrei	ROU	85.0 27	95.0 =29	14 31.7	-0.11 1.5	87.2 19	
2-4	BRESADOLA Giovanni	ITA	84.5 =30	95.0 =29	14 31.7	-0.08 1.1	86.8 20	
3-4	FOUBERT Valentin	FRA	84.1 =40	98.0 =19	13 36.2	-0.03 0.4	96.6 14	
4-4	ZHAO Jiawen	CHN	83.9 46	83.0 =45	13 36.2	-0.30 4.0	70.2 27	
5-4	FRANTZ Tate	USA	84.2 =36	93.5 =39	13 36.2	-0.14 1.9	89.1 18	
6-4	KYTOESAHO Niko	FIN	84.1 =40	97.5 =21	13 36.2	-0.29 3.9	99.1 12	
7-4	TOMASIAK Kacper	POL	84.2 =36	100.0 11	13 36.2	-0.07 0.9	101.1 8	
8-4	LINDVIK Marius	NOR	84.1 =40	98.5 =17	13 36.2	-0.27 3.6	100.8 =9	
9-4	RAIMUND Philipp	GER	84.7 29	101.0 =5	13 36.2	-0.26 3.5	105.7 2	
10-4	EMBACHER Stephan	AUT	84.0 =44	98.5 =17	13 36.2	-0.15 2.0	99.2 11	
11-4	PREVC Domen	SLO	84.1 =40	98.0 =19	13 36.2	-0.41 5.5	101.7 5	
12-4	NIKAIDO Ren	JPN	84.3 =33	96.5 =24	13 36.2	-0.61 8.2	101.4 6	

Jury / Competition Management				Judges			
FIS Race Director		PERTILE Sandro (FIS)		A	KNOLL Peter (GER)		
FIS Technical Delegate	Jury	GROS Jelko (SLO)		B	STUB NYBELIUS Marit (SWE)		
FIS Assistant Technical Delegate	Jury	JEROME Jessica (USA)		C	COMINA Giovanna (ITA)		
Chief of Competition	Jury	SAMBUGARO Sandro (ITA)		D	GRAND-CHAVIN Bruno (FRA)		
FIS Assistant Race Director		SEDLAK Borek (FIS)		E	PIGUET David (SUI)		
FIS Equipment Controller		BACZKOWSKA Agnieszka (FIS)		SC	WINKLER Juergen (FIS)		
FIS Equipment Controller		HAFELE Mathias (FIS)					

Competition / Weather Information											
	Time	Base Values			Weather	Temperature [°C]		Humidity [%]	Tan. Wind [m/s]		
		Wind	Gate	Length		Air	Track		Min.	Max.	Avg.
Trial Round	17:30 - 18:12	0.00	21	86.48m	Partly Cloudy	2.7 / 2.7	-7.3 / -7.3	78 / 78	-0.92	0.87	-0.04

Statistics													
	Gate		Athletes	Falls	Distance [m]			Speed [km/h]			Athletes/NOCs		
	No.	Diff.			Min.	Max.	Avg.	Min.	Max.	Avg.	In start list	Started	With results
Trial Round	13	-6.04m	19	0	83.0	102.0	96.9	83.6	84.7	84.2	48/12	48/12	48/12
	14	-5.28m	2	0	95.0	95.0	95.0	84.5	85.0	84.8			
	15	-4.52m	3	0	95.0	101.0	98.3	84.9	85.5	85.2			
	18	-2.26m	1	0	96.5	96.5	96.5	87.0	87.0	87.0			
	19	-1.51m	9	0	78.0	100.5	91.9	86.2	86.8	86.5			
	21		7	0	83.0	105.5	98.0	87.3	87.7	87.5			
	22	0.75m	7	0	92.0	97.5	95.0	87.5	88.2	87.9			



Results

Risultati / Résultats

Note:
A bold line in the "Gate" column indicates a change in gate assignment at that point.
Total Point score calculation:
60 points are awarded for jumping the K-point distance. 2.0 points/metre are added to (or subtracted from) the athlete's total points for the jump's difference in length from the K-point. The gate and/or wind compensation points are added to, or subtracted from, the total points.

Legend:			
=	Equal sign indicates that two or more athletes share the same rank	©	Gate change request by coach
Diff.	Difference	Dist.	Distance
Max.	Maximum	Min.	Minimum
SC	Start Controller	Tan. Wind	Tangential Wind
		Avg.	Average
		GWComp.	Gate/Wind Compensation
		No.	Gate number



Results
Risultati / Résultats

Hill Data / Calculation																			
Hill Type		Normal Hill					Metre Value					2.0 points per m							
Hill Size HS (95%)		107m (101.5m)					Gate Factor					6.00 points per m							
K-Point		98m					Wind Factors - Head/Tail					9.00 / 13.50 points per m/s							
Rank	Bib	NOC Name	Gen.	Speed [km/h]	Distance [m]	Points	Judges Marks					Judges Points	Gate/Wind Compensation				Round Points	Group Rank	Total
							A	B	C	D	E		Gate	Points	[m/s]	Points			
1	11	SLO - Slovenia																	
	11-1	VODAN Nika	F	88.0 88.3	100.0 98.5	64.0 61.0	17.5 17.0	17.0 16.5	18.0 17.0	17.5 16.5	17.5 17.0	52.5 50.5	21 22	-0.37 -1.08	5.0 14.6	121.5 126.1	1 3		
	11-2	LANISEK Anze	M	85.8 85.6	102.0 101.0	68.0 66.0	19.0 19.5	19.0 19.0	19.0 19.0	19.0 19.0	19.0 19.0	57.0 57.5	16 16	4.5 4.5	-1.16 -1.04	15.7 14.0	140.7 142.0	1 2	
	11-3	PREVC Nika	F	87.4 87.9	97.5 98.5	59.0 61.0	17.5 18.0	17.0 17.0	17.0 18.5	16.0 17.0	17.0 18.0	51.0 53.0	20 21	4.6 4.5	-0.82 -1.05	11.1 14.2	125.7 132.7	2 1	
	11-4	PREVC Domen	M	85.3 85.6	100.0 102.0	64.0 68.0	18.5 18.5	18.5 18.5	18.5 18.5	18.0 18.5	18.5 18.5	55.5 55.5	15 16	4.5 4.5	-1.11 -1.00	15.0 13.5	139.0 141.5	2 1	
2	8	NOR - Norway																	
	8-1	STROEM Anna Odine	F	88.5 89.2	98.0 101.0	60.0 66.0	17.0 17.5	17.5 17.5	17.0 17.5	16.0 18.0	17.5 17.5	51.5 52.5	21 22	-0.35 -1.01	4.7 13.6	116.2 132.1	4 1		
	8-2	SUNDAL KE	M	85.8 85.5	104.0 97.0	72.0 58.0	18.0 17.5	18.0 17.5	18.0 18.0	18.0 17.5	18.0 18.0	54.0 53.0	16 16	4.5 4.5	-0.77 -1.08	10.4 14.6	136.4 130.1	2 5	
	8-3	KVANDAL Eirin Maria	F	87.2 87.8	102.0 99.5	68.0 63.0	15.5 16.5	16.0 16.5	16.0 17.0	15.5 17.0	15.5 16.5	47.0 50.0	©21→20 21	4.6 4.5	-0.69 -1.03	9.3 13.9	128.9 131.4	1 2	
	8-4	LINDVIK Marius	M	85.3 85.4	97.5 100.5	59.0 65.0	17.0 18.0	17.5 18.0	17.0 18.5	17.5 18.0	17.5 18.5	52.0 54.5	15 16	4.5 4.5	-1.02 -0.73	13.8 9.9	129.3 133.9	8 5	
3	12	JPN - Japan																	
	12-1	MARUYAMA Nozomi	F	87.8 88.0	97.0 97.5	58.0 59.0	16.0 17.0	15.5 16.0	17.5 18.0	16.0 17.0	17.0 17.5	49.0 51.5	21 22	-0.88 -0.91	11.9 12.3	118.9 122.8	3 5		
	12-2	KOBAYASHI Ryoyu	M	86.0 86.1	100.5 98.5	65.0 61.0	18.5 18.0	18.5 18.5	18.5 18.0	18.5 18.0	18.5 18.0	55.5 54.5	16 16	4.5 4.5	-0.95 -1.06	12.8 14.3	133.3 134.3	5 4	
	12-3	TAKANASHI Sara	F	87.3 87.7	96.5 97.0	57.0 58.0	17.0 16.5	16.5 18.0	17.5 16.5	17.5 17.0	17.5 17.0	51.0 50.0	20 21	4.6 4.5	-0.80 -0.97	10.8 13.1	123.4 125.6	3 4	
	12-4	NIKAIDO Ren	M	85.5 85.5	103.0 101.0	70.0 66.0	18.5 18.0	18.0 18.5	18.5 18.5	18.5 18.5	18.5 18.5	55.5 55.0	15 ©16→15	4.5 4.5	-0.86 -0.64	11.6 8.6	141.6 134.1	1 4	
4	9	GER - Germany																	
	9-1	REISCH Agnes	F	88.2 88.8	95.5 96.0	55.0 56.0	18.0 17.5	17.0 16.5	18.0 17.5	16.5 17.5	18.0 17.5	53.0 52.5	21 22	-0.60 -1.00	8.1 13.5	116.1 122.0	5 6		
	9-2	HOFFMANN Felix	M	86.0 85.9	100.5 102.5	65.0 69.0	19.0 19.0	18.5 18.0	18.5 18.5	18.5 19.0	19.5 19.0	56.0 56.5	16 16	4.5 4.5	-1.13 -0.73	15.3 9.9	136.3 139.9	3 3	
	9-3	FREITAG Selina	F	86.9 87.6	91.5 98.5	47.0 61.0	17.0 17.0	16.5 16.0	17.0 17.0	16.5 16.5	16.5 16.5	50.5 50.5	20 21	4.6 4.5	-0.99 -0.88	13.4 11.9	115.5 127.9	4 3	
	9-4	RAIMUND Philipp	M	85.8 85.7	98.0 102.5	60.0 69.0	18.0 19.0	18.0 17.5	18.0 19.0	18.0 18.5	18.0 18.5	54.0 56.0	15 ©16→15	4.5 9.0	-1.16 -0.51	15.7 6.9	134.2 140.9	5 2	



Results
Risultati / Résultats

Rank	Bib	NOC Name	Gen.	Speed [km/h]	Distance		Judges Marks					Judges Points	Gate/Wind Compensation			Round Points	Group Rank	Total	
					[m]	Points	A	B	C	D	E		Gate Points	[m/s]	Points				
5	10	AUT - Austria													497.6 530.2	5 3	1027.8		
	10-1	EDER Lisa	F	87.7 88.2	98.5 98.5	61.0 61.0	17.5 17.0	17.0 16.5	18.0 17.5	17.0 17.0	52.0 51.0	21 22	-0.61 -1.16	8.2 15.7	121.2 127.7	2 2			
	10-2	HOERL Jan	M	85.6 85.5	102.5 103.5	69.0 71.0	18.0 18.5	17.5 18.0	18.5 18.5	18.5 18.5	54.0 55.5	16 16	-0.87 4.5	11.7 -0.87	134.7 142.7	4 1			
	10-3	MUEHLBACHER J	F	87.2 87.9	89.0 94.5	42.0 53.0	16.0 17.0	16.0 16.5	16.0 17.0	16.0 17.0	48.0 51.0	20 21	4.6 4.5	-0.61 -0.78	8.2 10.5	102.8 119.0	11 5		
	10-4	EMBACHER Stephan	M	85.2 85.3	100.0 102.0	64.0 68.0	17.0 18.0	17.5 17.5	17.0 18.0	16.5 17.5	17.0 18.0	51.0 53.5	15 16	4.5 9.0	-1.44 -0.76	19.4 10.3	138.9 140.8	3 3	
												©16→15							
6	6	FIN - Finland													458.5 479.5	8 6	938.0		
	6-1	HIRVONEN Heta	F	87.5 88.1	88.0 89.0	40.0 42.0	15.5 15.0	15.5 16.0	15.0 15.5	14.5 14.0	14.5 15.0	45.0 45.5	21 22	-0.71 -1.20	9.6 16.2	94.6 103.7	10 8		
	6-2	PALOSAARI Vilho	M	85.6 86.3	99.0 100.5	62.0 65.0	17.5 17.5	17.5 17.5	17.0 17.5	17.5 17.5	52.5 52.5	16 17	-0.43 -0.92	5.8 12.4	120.3 129.9	11 6			
	6-3	RAUTIONAHO Jenny	F	87.0 87.1	95.0 94.0	54.0 52.0	17.0 16.5	16.5 16.5	17.0 17.0	17.0 17.0	51.0 50.0	21 21	4.5	-0.50 -0.72	6.8 9.7	111.8 116.2	5 6		
	6-4	KYTOESAHO Niko	M	85.1 85.6	99.0 97.5	62.0 59.0	17.5 17.0	17.5 17.0	17.5 17.5	18.0 17.5	17.5 17.5	52.5 52.0	15 16	4.5 4.5	-0.95 -1.05	12.8 14.2	131.8 129.7	7 6	
7	5	USA - United States of America													462.4 470.5	6 7	932.9		
	5-1	BELSHAW Annika	F	87.6 88.1	92.0 90.5	48.0 45.0	16.5 16.0	16.5 16.5	16.5 16.0	16.5 16.5	49.5 49.0	21 22	-0.78 -1.27	10.5 17.1	108.0 111.1	7 7			
	5-2	COLBY Jason	M	85.2 85.8	99.0 101.0	62.0 66.0	17.5 17.5	17.0 17.5	17.5 17.5	17.5 17.5	52.5 52.5	16 17	-0.90 -0.80	12.2 10.8	126.7 129.3	7 7			
	5-3	JONES Paige	F	87.6 87.6	92.5 91.0	49.0 46.0	15.5 15.5	15.5 15.0	15.5 16.0	15.5 15.5	46.5 46.0	21 21	4.5	-0.55 -0.69	7.4 9.3	102.9 105.8	10 8		
	5-4	FRANTZ Tate	M	85.4 85.7	95.0 95.5	54.0 55.0	18.0 18.0	17.5 17.5	18.0 18.0	18.0 18.0	54.0 54.0	15 16	4.5 4.5	-0.91 -0.80	12.3 10.8	124.8 124.3	9 7		
8	4	CHN - People's Republic of China													460.5 463.6	7 8	924.1		
	4-1	ZENG Ping	F	87.6 88.0	93.5 98.5	51.0 61.0	15.0 15.0	15.5 15.0	16.0 15.0	14.0 15.0	14.5 15.0	45.0 45.0	21 22	-0.94 -1.25	12.7 16.9	108.7 122.9	6 4		
	4-2	SONG Qiwu	M	85.5 85.9	99.0 98.5	62.0 61.0	17.5 17.5	17.5 17.0	17.5 17.0	17.5 17.0	52.5 51.5	16 17	-0.71 -0.57	9.6 7.7	124.1 120.2	=9 8			
	4-3	LIU Qi	F	87.2 86.9	94.5 90.5	53.0 45.0	16.5 16.0	16.5 16.5	17.0 16.0	16.5 16.5	50.0 49.0	21 21	4.5	-0.62 -0.72	8.4 9.7	111.4 108.2	6 7		
	4-4	ZHAO Jiawen	M	85.2 85.8	91.5 91.5	47.0 47.0	17.0 16.5	16.0 16.5	17.0 17.0	16.5 17.0	50.5 50.0	15 16	4.5 4.5	-1.06 -0.80	14.3 10.8	116.3 112.3	11 8		
Not Qualified for Final Round																			
9	3	FRA - France													457.9	9	457.9		
	3-1	CHERVET Emma	F	87.5	86.0	36.0	15.5	16.0	16.5	16.5	16.0	48.5	21	-1.08	14.6	99.1	9		
	3-2	MILESI Enzo	M	86.0	97.5	59.0	17.5	17.0	18.0	17.5	17.0	52.0	16	-0.97	13.1	124.1	=9		
	3-3	PAGNIER Josephine	F	87.6	90.5	45.0	16.0	16.0	16.5	16.5	16.5	49.0	21	-0.64	8.6	102.6	12		
	3-4	FOUBERT Valentin	M	85.4	98.0	60.0	18.0	17.0	18.0	18.0	18.0	54.0	15	4.5	-1.01	13.6	132.1	6	



Results
Risultati / Résultats

10	2	ITA - Italy													451.5	10	451.5	
	2-1	SIEFF Annika	F	87.7	88.5	41.0	16.0	16.0	16.5	16.0	16.5	48.5	21	-0.97	13.1	102.6	8	
	2-2	INSAM Alex	M	85.9	97.5	59.0	17.0	16.5	16.5	16.0	16.5	49.5	16	-1.17	15.8	124.3	8	
	2-3	ZANITZER Martina	F	87.9	91.0	46.0	16.0	16.0	16.5	16.0	16.5	48.5	21	-0.68	9.2	103.7	9	
	2-4	BRESADOLA G	M	85.3	95.5	55.0	17.0	17.0	17.5	16.5	17.0	51.0	15	4.5	-0.77	10.4	120.9	10
11	7	POL - Poland													447.4	11	447.4	
	7-1	BELTOWSKA Pola	F	87.1	82.0	28.0	14.5	14.5	15.0	14.0	14.0	43.0	21	-0.33	4.5	75.5	12	
	7-2	WASEK Pawel	M	85.8	102.5	69.0	18.5	18.0	18.5	18.5	18.5	55.5	16	-0.31	4.2	128.7	6	
	7-3	TWARDOSZ Anna	F	87.9	92.0	48.0	16.0	15.5	17.0	15.5	16.0	47.5	21	-0.83	11.2	106.7	7	
	7-4	TOMASIAK Kacper	M	85.3	100.5	65.0	17.5	17.0	18.0	17.5	18.0	53.0	15	4.5	-1.04	14.0	136.5	4
12	1	ROU - Romania													393.1	12	393.1	
	1-1	FOLEA DA	F	87.4	78.5	21.0	14.5	15.0	14.0	14.5	14.0	43.0	21	-1.01	13.6	77.6	11	
	1-2	SPULBER MA	M	86.1	84.5	33.0	15.5	15.5	15.5	16.0	15.5	46.5	16	-1.26	17.0	96.5	12	
	1-3	TOTH DV	F	87.5	90.5	45.0	15.5	15.5	16.0	15.5	16.0	47.0	21	-0.94	12.7	104.7	8	
	1-4	CACINA Daniel Andrei	M	85.6	93.5	51.0	16.0	16.0	16.0	16.0	16.5	48.0	15	4.5	-0.80	10.8	114.3	12

Jury / Competition Management						Judges					
FIS Race Director					PERTILE Sandro (FIS)	A	KNOLL Peter (GER)				
FIS Technical Delegate	Jury				GROS Jelko (SLO)	B	STUB NYBELIUS Marit (SWE)				
FIS Assistant Technical Delegate	Jury				JEROME Jessica (USA)	C	COMINA Giovanna (ITA)				
Chief of Competition	Jury				SAMBUGARO Sandro (ITA)	D	GRAND-CHAVIN Bruno (FRA)				
FIS Assistant Race Director					SEDLAK Borek (FIS)	E	PIGUET David (SUI)				
FIS Equipment Controller					BACZKOWSKA Agnieszka (FIS)	SC	WINKLER Juergen (FIS)				
FIS Equipment Controller					HAFELE Mathias (FIS)						

Competition / Weather Information												
	Time	Base Values			Weather	Temperature [°C]		Humidity [%]	Tan. Wind [m/s]			
		Wind	Gate	Length		Air	Track		Min.	Max.	Avg.	
1st Round	Group 1	18:45 - 19:39	0.00	21	86.48m	Mostly Cloudy	2.1 / 1.9	-7.7 / -7.7	82 / 83	-1.44	-0.31	-0.83
	Group 2	0.00	16	82.71m								
	Group 3	0.00	21	86.48m								
	Group 4	0.00	16	82.71m								
Final Round	Group 1	20:00 - 20:39	0.00	22	87.23m	Mostly Cloudy	1.9 / 1.4	-7.2 / -7.2	83 / 85	-1.27	-0.51	-0.91
	Group 2	0.00	17	83.46m								
	Group 3	0.00	22	87.23m								
	Group 4	0.00	17	83.46m								

Statistics													
	Gate	Athletes	Falls	Distance [m]			Speed [km/h]			Athletes/NOCs			
				No.	Diff.	Min.	Max.	Avg.	Min.	Max.	Avg.	In start list	Started
1st Round	Group 1	21	12	0	78.5	100.0	91.5	87.1	88.5	87.7	48/12	48/12	48/12
	Group 2	16	12	0	84.5	104.0	99.0	85.2	86.1	85.8			
	Group 3	20	5	0	89.0	102.0	95.3	86.9	87.4	87.2			
	Group 3	21	7	0	90.5	95.0	92.3	87.0	87.9	87.5			
	Group 4	15	12	0	91.5	103.0	97.6	85.1	85.8	85.4			
Final Round	Group 1	22	8	0	89.0	101.0	96.2	88.0	89.2	88.3	32/8	32/8	32/8
	Group 2	16	5	0	97.0	103.5	100.5	85.5	86.1	85.7			
	Group 2	17	3	0	98.5	101.0	100.0	85.8	86.3	86.0			
	Group 3	21	8	0	90.5	99.5	95.4	86.9	87.9	87.6			
	Group 4	15	3	0	101.0	102.5	101.8	85.3	85.7	85.5			
	Group 4	16	5	0	91.5	102.0	97.4	85.4	85.8	85.6			



Results

Risultati / Résultats

Note: **How point scores are calculated:**
The team total points are the sum of all four individual point scores.
An athlete is awarded 60 points for jumping the K-point distance. For every metre more or less than the K-point, an athlete has 2.0 points added or subtracted from his total. In addition, athletes are awarded points for style (for flight, landing and out-run) up to a maximum of 20 per judge. Five judges score each jump, with the highest and lowest scores discarded and the scores of the other three summed and added to the athlete's points for distance. The gate and/or wind compensation points are added to, or subtracted from, the total points.

Legend:					
=	Equal sign indicates that two or more athletes share the same rank	©	Gate change request by coach	Avg.	Average
Diff.	Difference	F	Female	M	Male
Max.	Maximum	Min.	Minimum	No.	Gate number
SC	Start Controller	Tan. Wind	Tangential Wind		



Competition Officials

Ufficiali di gara / Officiels de compétition
As of FRI 30 JAN 2026

Function	Name	Organisation
Jury / Competition Management / Officials		
Women		
FIS Race Director:	PERTILE Sandro	FIS
FIS Technical Delegate:	GROS Gabriel	SLO - Slovenia
FIS Assistant Technical Delegate:	JEROME Jessica	USA - United States of America
Chief of Competition:	DELLASEGA Roberto	ITA - Italy
FIS Assistant Race Director:	TEPES Miran	FIS
FIS Equipment Controller:	BACZKOWSKA Aga SZCZEPANEK Dorota	FIS FIS
FIS Equipment Controller (Start):	WINKLER Juergen	FIS
Men		
FIS Race Director:	PERTILE Sandro	FIS
FIS Technical Delegate:	GROS Gabriel	SLO - Slovenia
FIS Assistant Technical Delegate:	SPAETH Georg	GER - Germany
Chief of Competition:	SAMBUGARO Sandro	ITA - Italy
FIS Assistant Race Director:	SEDLAK Borek	FIS
FIS Equipment Controller:	WINKLER Juergen HAFELE Mathias	FIS FIS
FIS Equipment Controller (Start):	SZCZEPANEK Dorota	FIS
Judges:	COMINA Giovanna KNOLL Peter GRAND CHAVIN Bruno PIGUET David TANAKA Shinya NYBELIUS STUB Marit	ITA - Italy GER - Germany FRA - France SUI - Switzerland CAN - Canada SWE - Sweden

Note:
FIS appoints six judges for the Ski Jumping event, one of whom is drawn as the Start Controller for each event.



Training and Competition Schedule

Calendario degli allenamenti e delle gare / Horaires d'entraînement et de compétition

As of SUN 28 DEC 2025

Date	Start Time	Finish Time	Event
THU 5 FEB	17:00	- 19:00	Women's Normal Hill - Official Training 1
	20:00	- 22:00	Men's Normal Hill - Official Training 1
FRI 6 FEB	9:00	- 11:00	Women's Normal Hill - Official Training 2
SAT 7 FEB	17:45	- 18:25	Women's Normal Hill Individual - Trial Round
	18:45	- 19:37	Women's Normal Hill Individual - 1st Round
	19:57	- 20:35	Women's Normal Hill Individual - Final Round
SUN 8 FEB	16:30	- 18:30	Women's Normal Hill - Official Training 3
	19:00	- 21:15	Men's Normal Hill - Official Training 2
MON 9 FEB	18:00	- 18:40	Men's Normal Hill Individual - Trial Round
	19:00	- 19:52	Men's Normal Hill Individual - 1st Round
	20:12	- 20:50	Men's Normal Hill Individual - Final Round
TUE 10 FEB	17:30	- 18:25	Mixed Team - Trial Round
	18:45	- 19:40	Mixed Team - 1st Round
	20:00	- 20:38	Mixed Team - Final Round
THU 12 FEB	17:00	- 19:00	Women's Large Hill - Official Training 1
	20:00	- 22:00	Men's Large Hill - Official Training 1
FRI 13 FEB	18:30	- 20:45	Men's Large Hill - Official Training 2
SAT 14 FEB	9:00	- 11:00	Women's Large Hill - Official Training 2
	17:30	- 18:15	Men's Large Hill Individual - Trial Round
	18:45	- 19:37	Men's Large Hill Individual - 1st Round
	19:57	- 20:35	Men's Large Hill Individual - Final Round
SUN 15 FEB	11:30	- 12:57	Men's Large Hill - Official Training 3
	17:35	- 18:15	Women's Large Hill Individual - Trial Round
	18:45	- 19:37	Women's Large Hill Individual - 1st Round
	19:57	- 20:35	Women's Large Hill Individual - Final Round
MON 16 FEB	18:00	- 18:35	Men's Super Team - Trial Round
	19:00	- 19:33	Men's Super Team - 1st Round
	19:43	- 20:08	Men's Super Team - 2nd Round
	20:20	- 20:42	Men's Super Team - Final Round

Note:

Please check online for more details and the latest updates.

The estimated duration of official training rounds is 40 minutes, the 1st round in both individual and mixed team competitions is 50 minutes, and the final round in both individual and mixed team competitions is 30 minutes. In the Men's Super Team, the 1st round will take 30 minutes, the 2nd round 25 minutes and the final round 15 minutes. Please be aware that the exact duration depends on the number of athletes (in official training rounds), weather conditions and other unpredictable factors.

Predazzo Ski Jumping Stadium

SKI JUMPING

Course map and profile

Men's Normal Hill Individual

Women's Normal Hill Individual

Mixed Team

107m
Hill size

98m
K point

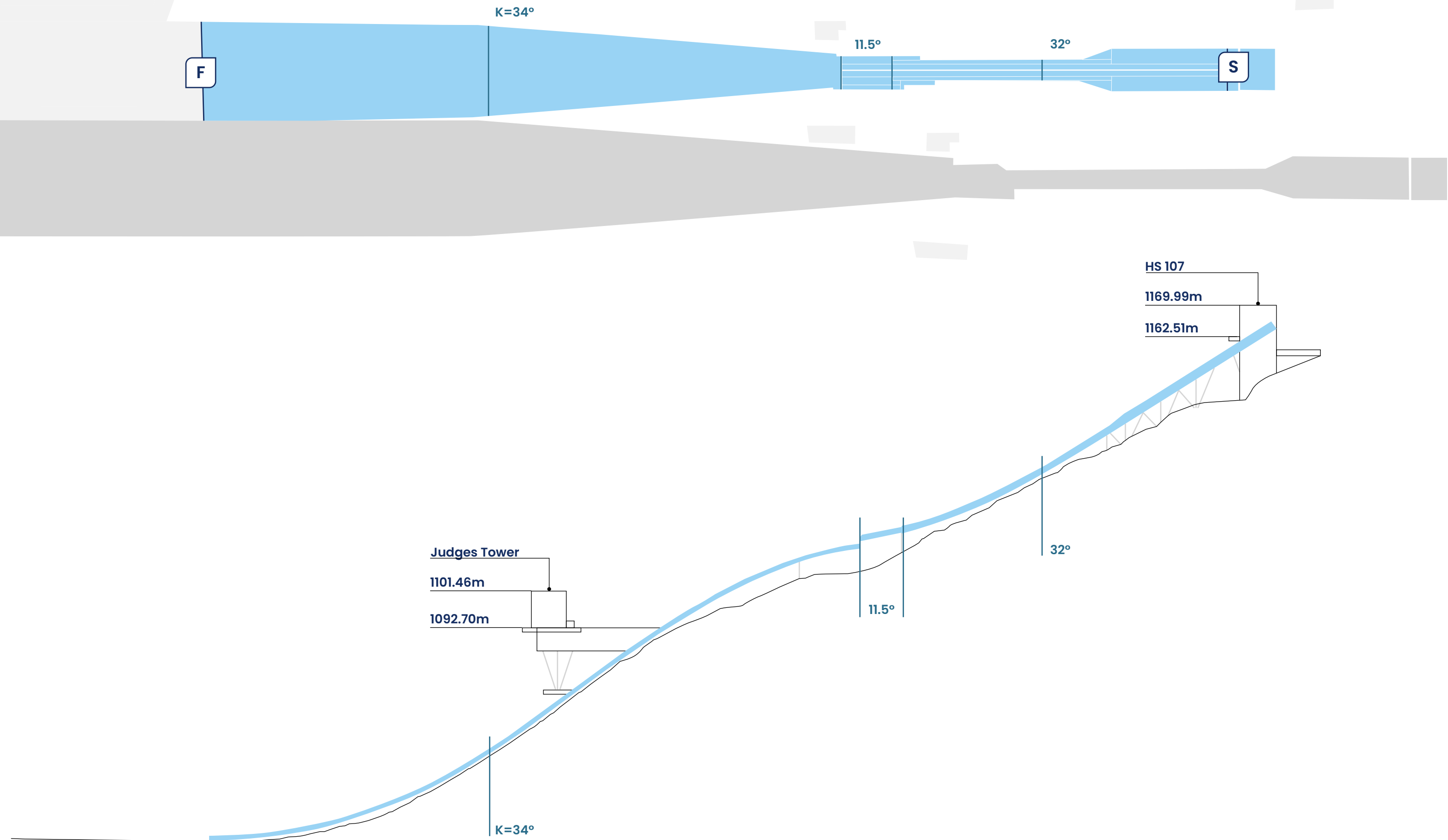
77m
In-run length
from the lowest
starting gate

S Start
F Finish

11.5°
Take-off
gradient - α

34°
Landing
slope gradient
at K point - β

32°
In-run
gradient - γ



Predazzo Ski Jumping Stadium

SKI JUMPING

Course map and profile

Men's Large Hill Individual

Women's Large Hill Individual

Men's Super Team

141m
Hill size

128m
K point


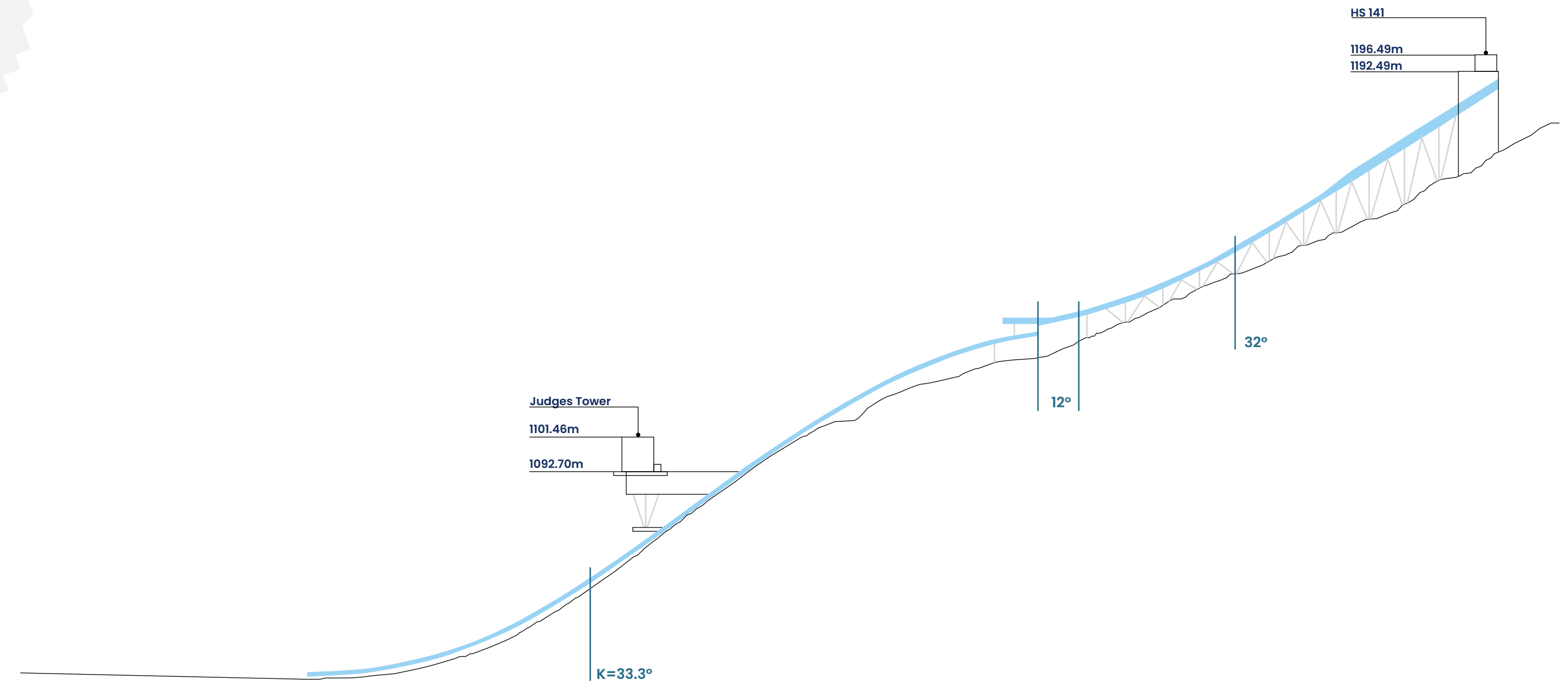
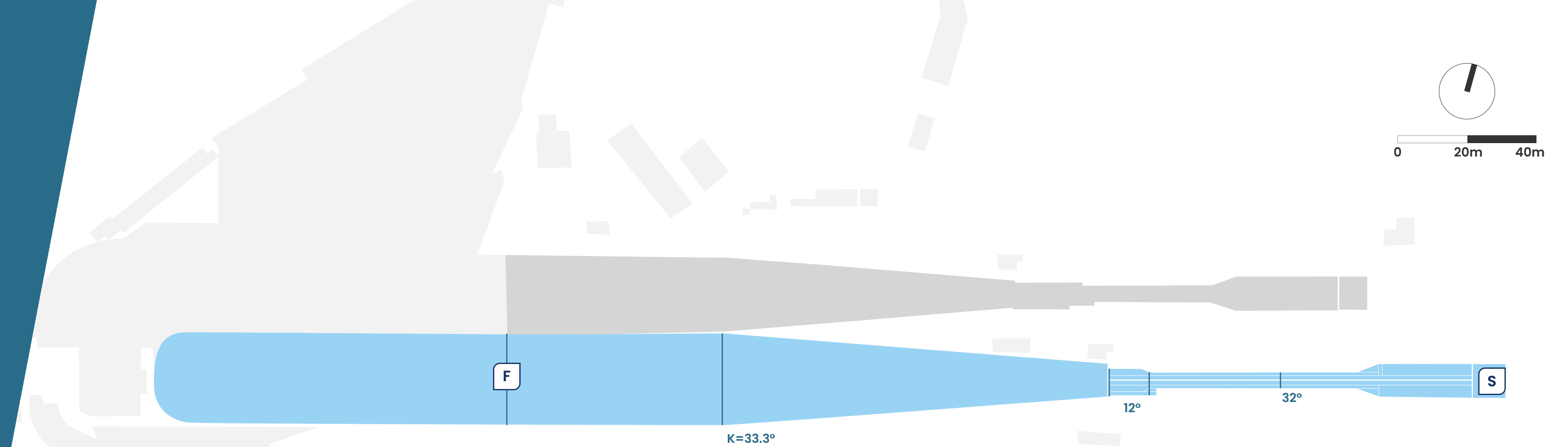
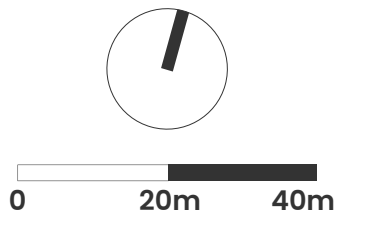
94.5m
In-run length
from the lowest
starting gate

S Start
F Finish

12°
Take-off
gradient - α

33.3°
Landing
slope gradient
at K point - β

32°
In-run
gradient - γ





Sport Terminology

Terminologia sportiva / Terminologie du sport
As of FRI 30 JAN 2026

Term	Definition
Back protector	<p>The back protector is an additional item of equipment, which protects the athlete's back against external forces. It may only be worn on the back.</p> <p>The back protector must adapt to the anatomical bend of the athlete's spine and lie flat against the body in an upright position. The maximum size and thickness must conform to the performance level 1 or 2.</p> <p>The thickness reduces at the edges of the back protector. Designs with the view to improve the aerodynamic efficiency are forbidden. The back protector must be worn in an adequate pocket in the underwear suit and is removable. The pocket is an integrated part of the underwear suit.</p>
Binding	<p>The complete binding system must be mounted so that the ski jumping shoes are fixed to the skis symmetrically, parallel and centrally to the running direction. The outline of the heel wedge of the shoe sole in its normal production form may not protrude over the side-walls of the jumping ski.</p> <p>Binding wedges are permitted to improve the in-run position. The entire height of the boot sole and binding wedge must not exceed 70mm.</p> <p>The binding must be mounted in such a way that a maximum of 57% of the entire ski length is used as the front part. Measured from the ski tip to the shoe cap.</p>
BMI	<p>The Body-Mass-Index formula - $\text{weight (kg)} / \text{height}^2 (\text{m}^2)$ - is used to determine the maximal ski-length for every athlete. Example: An athlete is 1,80m tall and weighs 65kg. $\text{BMI: } 65 / 1,80^2 = 20,06$ The jumper's BMI is over the required limit and therefore he is allowed to use skis in the maximum length of 146% of his height.</p>
Boots	<p>The shoe size and form must equal the foot size and form. The measured inner sole of the boot may not exceed a maximum tolerance of the measured foot size plus 2cm. The ski jumping boot is measured from inside to outside. Reshaping the boots in order to attain more aerodynamic features is not allowed. The boot sole may not exceed 45mm.</p>
Calculation point (K-point)	<p>The calculation point is marked with the first red line on a jumping hill. If an athlete jumps on that mark, he will receive 60 points. For every metre more, or less, points are added or deducted. This metre value depends on the size of a hill.</p>
Coaches stand	<p>The coaches' stand is located on the side of the hill, close to the take-off. The coaches are located here during the competition, give the start signal to the jumper and have the best view to the take-off and the first period of the jump.</p>
Crash helmets	<p>The use of crash helmets is compulsory for all events. The shape of the helmet must conform to the shape of the head. The shell and padding shall completely cover the head and ears. The distance measured at any point between the outside surface of the helmet and the head shall not exceed 7cm.</p> <p>The surface (shell) of the helmet shall be smooth for safety reasons.</p> <p>Helmets with visors or integrated face shields (detachable or not) are not permitted.</p>
Distance points	<p>For a jump on the Calculation-point distance the athlete receives 60 points. For every metre short or beyond this mark the jumper receives fewer or more points.</p> <p>For example: On a K 120 hill (Calculation point 120m) the metre value is 1.8 points. So, a 122m jump would be worth 63.6 points, a 118m jump only 56.4 points.</p>
Equipment	<p>The equipment of a ski jumper consists of a jumping suit, a helmet, jumping boots, skis, the</p>



Sport Terminology

Terminologia sportiva / Terminologie du sport
As of FRI 30 JAN 2026

Term	Definition
	<p>bindings, gloves underwear and goggles. An athlete may only take part in a FIS Competition with equipment which conforms to the FIS regulations.</p> <p>The equipment is checked during a competition on a random basis. If it does not meet the requirements it results in a disqualification of the athlete. An athlete is responsible for the equipment he uses.</p>
Equipment control	<p>During the equipment control, the equipment that the athletes use for competition jumps is checked.</p> <p>At the start this is the crotch length, after the jump all the parameters defined in the equipment rules are checked, for example ski length, position of the binding, suit size, air permeability of the suit and numerous other parameters.</p>
Fall line	<p>The fall line is marked with either a painted line or spruce twigs in the outrun.</p> <p>If a jumper falls after crossing this line, it will cause no deduction of the style marks. If a jumper falls before the fall line style marks are deducted.</p>
Gate factor	<p>The jury can change the length of the in-run during a competition round without making a restart necessary. This gives the jury more possibilities to react to changing conditions. The coaches can also change the length of the in-run for their athletes, but in contrast to the jury, they can only reduce it, which serves primarily as a safety measure.</p> <p>In order to compensate for the changed in-run-length a jumper will have points deducted or added, depending on whether the gate was moved up or down. These points are calculated based on a certain formula that is specifically adjusted to each hill. If the in-run is reduced by the coach, the athlete must achieve a jump of at least 95% of the hill size. If he is not able to reach this distance, the athlete will not receive the gate compensation points for the shorter in-run.</p> <p>One additional metre of in-run on a large hill translates into about 5m more flight. The difference between the gates is between 50cm to 70cm on most jumps. If one metre in-run means 5m more distance, that means that changing the in-run by 60cm results in a difference in jumped distance of 60% of the f value.</p>
Hill certificate	<p>International competitions can only be organised on hills that are approved by the International Ski and Snowboard Federation (FIS).</p> <p>If a new or reconstructed ski jumping hill is approved (homologated) it receives a hill certificate. The national ski association must apply for a certificate to the FIS subcommittee.</p> <p>If the hill meets the necessary requirements it receives the certificate that is valid for five years. If no changes were made to the profile of the facility it can then be extended for five more years.</p>
ICR	<p>The ICR (International Competition Rules) defines all rules regarding competitions carried out by the International Ski and Snowboard Federation.</p>
Imitation	<p>In training, or before a competition, the athlete simulates his jump from the take-off to the landing. For imitating the flight-phase he is held overhead by a coach. With these imitations the jumper can build up a good body tension and also make corrections to his technique.</p>
In-run	<p>In the in-run is the first phase of a jump when the athlete leaves the starting bar and enters an aerodynamic position as soon as possible. The jumper tries to gain the highest possible speed before the take-off.</p> <p>The following factors are critical:</p> <ul style="list-style-type: none"> • Optimal in-run position



Sport Terminology

Terminologia sportiva / Terminologie du sport
As of FRI 30 JAN 2026

Term	Definition
	<ul style="list-style-type: none"> • Preparation of the skis • Bodyweight
In-run length	<p>The length between the starting bar and the edge of the take-off.</p> <p>With the help of adjustable bars the jury decides on the length of the in-run. The in-run length that was set before the competition may need to be changed if jumps are too long or too short, or if weather conditions change. Since the introduction of the Gate-Compensation points the jury can also change the in-run gate during a competition and react to changing conditions without making a restart necessary.</p> <p>The jumpers then have points deducted (longer in-run) or receive bonus points (shorter in-run). The gate factor is calculated for every hill individually with the help of a mathematical formula. A coach may also shorten the in-run for one of his athletes. However, the jumper must reach at least 95% of the hill size in order to receive the bonus points for the shorter in-run.</p>
In-run speed	<p>The in-run-speed is measured at a point approximately 10 metres before the edge of the take-off table.</p> <p>On jumping hills speeds of up to 95 km/h are reached. The athletes attempt to gain as much speed as possible in the in-run. The speed is affected by the position of the athlete during the in-run and the preparation of the skis. Athlete bodyweight also influences the speed. The general rule applies that a higher speed results in a longer jump. Athletes can make up for less speed with good technique, for example with a very good take-off.</p>
Landing	<p>A good landing is very important for a jumper for two reasons: To avoid a fall and to earn high style-marks by showing a good telemark. The telemark is when one ski is placed a bit ahead of the other at the landing.</p> <p>The longer the jump, the more difficult it is to land because the landing is less steep and the pressure increases. For this reason athletes may decide to not show a telemark, and use the safer landing technique with both legs in a parallel position.</p>
Starting lights	<p>Start permission and starting time control at Olympic Games will be determined by means of a three-coloured (red-yellow-green) stoplight and a digital clock which are connected. They are automatically controlled depending on the adjustable starting rhythm program. During the red phase (start preparation) the clock runs backward from the adjusted time to zero seconds. The red phase is for the direction of the competition and can be stopped whenever needed. During the following yellow phase the clock runs forward. The athlete is allowed to take the position on the starting bar at the beginning of the yellow phase.</p> <p>According to the external conditions the jury decides upon the minimal duration of the yellow phase (usually between 10 and 15 seconds). The duration of the yellow phase can be between 10 and 60 seconds. If the conditions do not allow the athlete to start, the yellow phase switches back to red automatically. In this case the athlete must leave the starting bar and prepare for the new starting procedure.</p> <p>The yellow phase switches to the green phase after 10 seconds at the earliest. With the switch to the green light, the starting time begins and will last 10 seconds. Within these 10 seconds the athlete must start and leave the starting bar. The light then automatically switches back to red and the starting procedure for the next jumper begins.</p>
Starter	<p>The starter is responsible for ensuring that all participants start from the designated starting point in the proper order, and within the designated start time. Whenever an athlete violates a rule for the starting procedure, the starter must immediately report to the jury.</p> <p>At Olympic Games and FIS Nordic World Championships there is an additional start referee.</p>



Sport Terminology

Terminologia sportiva / Terminologie du sport

As of FRI 30 JAN 2026

Term	Definition																				
	The start referee supervise that the starting procedure is carried out correctly and controls any rule 30 infringements. He also ensures that no unauthorised persons are present in the start area. He has authority over the starter and his assistant.																				
Take-off	<p>The jumper tries to get into an aerodynamic flight-position as soon as possible with the help of the in-run-speed and the physical jump. Perfect timing, automated movement and enormous courage mark this phase. The take-off takes place on the 6-8 metre long table. With a speed of 90km/h and a table-length of 6 metres the athlete has to implement the take-off within 150 milliseconds.</p> <p>A strong and precise take-off at the take-off table is a prerequisite for long jumps. This phase of a jump is especially important on smaller facilities because the athlete cannot use good technique during the flight to make up for mistakes as much as on larger hills.</p>																				
Telemark	<p>Skiers should touch the ground with the telemark landing.</p> <p>The athlete lands with one foot in front of the other in the style of traditional telemark skiing, named after a region in southern Norway. The jumpers should remain in the position for some time after the landing to achieve the highest style marks.</p>																				
To beat line	<p>The to beat line indicates the distance an athlete must to reach with his jump to take the lead at the time of his jump.</p> <p>The to beat line is calculated in real time for each jump of each athlete. The only exception is for the first jump of each round.</p>																				
Trial round	<p>The trial round is held before the first competition round to give the athletes the chance to adjust to the current conditions at the hill concerning the weather and the in-run track. It also serves as a final test for the jury to choose the gate for the competition. The jumpers do not have to take part in this round.</p>																				
Wind factor	<p>Wind conditions are compensated for in the calculation of the total points. These conditions are measured individually and in real time for every athlete.</p> <p>During the jump the wind is measured at seven different points and an average value is calculated. If there is a tailwind the jumper will receive bonus points, for headwinds points are deducted. The formula to calculate the wind factor is adjusted to each hill individually. The basic wind formula:</p> $\Delta w = TWG \times (HS - 36) / 20$ <p>HS - hill size (m) TWG - tangential wind speed - average value (m/s) Δw - wind effect on jumping distance(m)</p>																				
Wind/gate compensation	<p>The wind/gate compensation system allows the jury to react to changing conditions during a round. The jury can change the in-run gate (gate factor) and compensate for deteriorating conditions during a jump (wind factor).</p> <table border="1"> <thead> <tr> <th>K-Point-Distance</th> <th>Metre value</th> </tr> </thead> <tbody> <tr> <td>20 - 24m</td> <td>4.8pts/m</td> </tr> <tr> <td>25 - 29m</td> <td>4.4pts/m</td> </tr> <tr> <td>30 - 34m</td> <td>4.0pts/m</td> </tr> <tr> <td>35 - 39m</td> <td>3.6pts/m</td> </tr> <tr> <td>40 - 49m</td> <td>3.2pts/m</td> </tr> <tr> <td>50 - 59m</td> <td>2.8pts/m</td> </tr> <tr> <td>60 - 69m</td> <td>2.4pts/m</td> </tr> <tr> <td>70 - 79m</td> <td>2.2pts/m</td> </tr> <tr> <td>80 - 99m</td> <td>2.0pts/m</td> </tr> </tbody> </table>	K-Point-Distance	Metre value	20 - 24m	4.8pts/m	25 - 29m	4.4pts/m	30 - 34m	4.0pts/m	35 - 39m	3.6pts/m	40 - 49m	3.2pts/m	50 - 59m	2.8pts/m	60 - 69m	2.4pts/m	70 - 79m	2.2pts/m	80 - 99m	2.0pts/m
K-Point-Distance	Metre value																				
20 - 24m	4.8pts/m																				
25 - 29m	4.4pts/m																				
30 - 34m	4.0pts/m																				
35 - 39m	3.6pts/m																				
40 - 49m	3.2pts/m																				
50 - 59m	2.8pts/m																				
60 - 69m	2.4pts/m																				
70 - 79m	2.2pts/m																				
80 - 99m	2.0pts/m																				



Sport Terminology

Terminologia sportiva / Terminologie du sport
As of FRI 30 JAN 2026

Term	Definition
	100m and larger 1.8pts/m
	170m and larger 1.2pts/m

Note:
For further information please consult: www.fis-ski.com



MILANO CORTINA
2026

