



*Ice Hockey*

*Hockey su ghiaccio*

# RESULTS BOOK

**RASSEGNA RISULTATI**



# VERSION HISTORY

VERSION	DATE	COMMENTS
1.0	22 FEB 2026	Created at the end of the IHO competition



## Competition Format and Rules

Formato e regole gara / Format et règlement des compétitions  
As of FRI 30 JAN 2026

### Olympic Competition Format

There are two events at the Olympic Winter Games Milano Cortina 2026 Ice Hockey competition: Men and Women.

An Ice Hockey game consists of three 20 minute periods of play, during which players are rotated frequently, with an 18 minute intermission between periods plus overtime and shootout, if required.

#### Men

##### Preliminary Round (18 games):

Consists of three groups of four teams, in which all teams play against each other. Ranking in each preliminary round group is determined by total points as follows (three point system):

- 3 points for the winning team at the conclusion of regulation time
- 1 point for both teams at the conclusion of regulation time if the game is tied
- 1 additional point earned for the team winning the game in an overtime period, or the shootout procedure if the teams are still tied following conclusion of the overtime period
- 0 points for the team losing the game in regulation time

All 12 teams are ranked in a single ranking list (combined ranking) according to the results achieved in their group (group ranking, number of points, goal difference, goals scored, pre-competition seeding). The top four teams (winners of each group and the best second ranked team) qualify directly to the quarterfinals, while the remaining eight teams are seeded into the qualification play-off: 5th vs 12th, 6th vs 11th, 7th vs 10th, 8th vs 9th.

##### Qualification play-off (4 games):

The winning teams qualify to the quarterfinals, while the losing teams are ranked 9th to 12th according to their combined ranking.

##### Quarterfinals (4 games):

The quarterfinal pairings are:

- 1D vs W(8D-9D)
- 2D vs W(7D-10D)
- 3D vs W(6D-11D)
- 4D vs W(5D-12D)

Teams are re-seeded after the quarterfinals, based on their combined ranking. This means that positions in the bracket cannot be predetermined. The time and venue for each game is determined after the end of the qualification play-off.

The winners of quarterfinals qualify to the semifinals, and the losing teams are ranked 5th to 8th according to their combined ranking.

##### Semifinals (2 games):

The teams with the highest and lowest rankings in the combined ranking play against each other in one semifinal, and the remaining two teams play against each other in the other semifinal. The winning teams play in the gold medal game, while the losing teams play in bronze medal game.

##### Finals (2 games):

Bronze medal and gold medal games.

#### Women



## Competition Format and Rules

Formato e regole gara / Format et règlement des compétitions  
As of FRI 30 JAN 2026

### Preliminary round (20 games):

Consists of two groups of five teams, namely Group A with teams seeded 1-5 and Group B with teams seeded 6-10. Within each group all teams play against each other. Ranking in each preliminary round group is determined by total points as follows (three point system):

- 3 points for the winning team at the conclusion of regulation time
- 1 point for both teams at the conclusion of regulation time if the game is tied
- 1 additional point earned for the team winning the game in an overtime period, or the shootout procedure if the teams are still tied following conclusion of the overtime period
- 0 points for the team losing the game in regulation time

The five teams from Group A and the top three from Group B advance to the quarterfinals. The two teams ranked 4th and 5th in Group B are ranked 9th and 10th in the final ranking.

### Quarterfinals (4 games):

The quarterfinal pairings are:

A1 vs B3

A2 vs B2

A3 vs B1

A4 vs A5.

Teams are re-seeded after the quarterfinals, based on their combined ranking. This means that positions in the bracket cannot be predetermined. The time and venue for each game is determined after the end of the qualification play-off.

The winning teams advance to the semifinals, while the losing teams are ranked 5th to 8th according to their preliminary round combined ranking (group (A>B), rank within the group, number of points, goal difference, goals scored, pre-competition seeding).

### Semifinals (2 games):

The teams with the highest and lowest rankings in the combined ranking play against each other in one semifinal, and the remaining two teams play against each other in the other semifinal. The winning teams play in the gold medal game, while the losing teams play in bronze medal game.

### Finals (2 games):

Bronze medal and gold medal games.

## Differences between the IIHF World Championships and the Olympic Winter Games

### Men

The IIHF World Championship features 16 teams in 2 groups by 8 competing in a preliminary round (round-robin format) followed by a play-off round (single elimination format including quarterfinals, semifinals and finals).

### Women

The IIHF World Championship had the same preliminary round format but a different play-off format to the Olympic Games where the two best ranked losers of quarterfinals play a placement game for 5th and 6th place to determine group placement.



## Competition Format and Rules

Formato e regole gara / Format et règlement des compétitions  
As of FRI 30 JAN 2026

For the upcoming 2026 IIHF Women's World Championship, the groups have been changed to a horizontal seeding format. This means teams are now distributed across groups following a snake format, with the two groups alternating in order based on their World Ranking.

Group A:

1, 4, 5, 8, 9

Group B:

2, 3, 6, 7, 10

## Changes since the Olympic Winter Games Beijing 2022

None

## Sport Rules and Procedures

### Preliminary round ranking and Tie Breaking Formula

The tie breaking procedure is applicable when two or more teams are tied in points in a Championship standing. The tie-breaking system for two teams with the same number of points in a standing will be the game between the two teams, the winner of the game taking precedence.

Should three or more teams be tied on points, then a tie-breaking formula will be applied, creating a sub-group amongst the tied teams. This process will continue until only two or none of the teams remain tied. In the case of two remaining tied teams, the game between the two would then be the determining tie-breaker. The tie-breaking shall be as follows:

Taking into consideration the games between each of the tied teams, a sub-group is created applying the points awarded in the direct games amongst the tied teams from which the teams are then ranked accordingly.

Should three or more teams still remain tied in points then the better goal difference in the direct games amongst the tied teams will be decisive.

Should three or more teams still remain tied in points and goal difference then the highest number of goals scored by these teams in their direct games will be decisive.

Should three or more teams still remain tied in points, goal difference and goals scored then the results between each of the three teams and the closest best-ranked team outside the sub-group will be applied. In this case the tied team with the best result (1. points, 2. goal difference, 3. more goals scored) against the closest best ranked team will take precedence.

Should the teams still remain tied, then the results between each of the three teams and the next highest best-ranked team outside the sub-group will be applied.

Should the teams still remain tied after these five steps have been exercised then Sport considerations will be applied, and the teams will be ranked by their positions coming into the Championship (i.e. seeding).

In case three or more teams are tied this process will continue until only two teams remain tied. The game between the two remaining tied teams would then be the determining tie-breaker. If the two remaining tied teams have not played each other than the tie break will be determined by re-starting the process only for these two teams.

The IIHF tie-breaking system shall be used to resolve ties before the end of the Preliminary Round.

In case two teams are tied and they have not yet played against each other or in case three or more teams are tied and not all mutual games have been played within the sub-group, the following criteria will be used to break the tie:

- Fewest number of games played
- Highest Goal Differential (GF-GA) in all games
- Highest number of Goals For (GF) in all games



## Competition Format and Rules

Formato e regole gara / Format et règlement des compétitions

As of FRI 30 JAN 2026

- Highest tournament seeding entering the tournament

### Overtime operations

#### Overtime – operations for a preliminary round game

If at the end of the three regular twenty minutes periods, the two playing teams are tied, the teams will then play a “sudden death” overtime period of not more than five minutes with the team scoring first declared the winner.

The overtime period shall be played with each team at a numerical strength of three skaters and one goalkeeper.

The overtime period will commence following a three-minute intermission during which time a “shoveling” of the ice surface by arena personnel will be performed utilizing the same procedure as during “television commercial breaks”. Once the intermission has been completed, the clock will be reset to 5:00 minutes and the overtime period will begin immediately. Teams will not change ends. The Players will remain at their respective Players’ benches during the 3-minute intermission in which the “shoveling” of the ice surface takes place. Goalkeepers must go to their respective Players’ benches during this rest period; however, penalized Players must remain in the penalty box. Should a penalized Player exit the penalty box, they shall be returned immediately by the Game Officials with no additional penalty being assessed, unless they commit an infraction of any other rule. Teams are not permitted to return to the dressing room during this time.

#### Overtime - operations for a play-off game except gold medal games

Overtime operations for non-medal playoff games are the same as for preliminary-round games with one exception. The duration of the overtime period for playoff games including bronze medal games is ten minutes.

#### Overtime - operations for the gold medal games

If at the end of the three regular twenty minutes periods in a gold medal game the two playing teams are tied, the teams will then play a 'sudden death' overtime phase with the team scoring first declared the winner. The overtime periods shall be played with each team at a numerical strength of three skaters and one goalkeeper.

The overtime period will commence following an ice resurfacing during an eighteen minute intermission where the teams will return to their dressing room before the start of the overtime period. Teams will not change ends. If at the end of the first overtime period the two playing teams are still tied, the teams will then continue to play a second overtime period following an ice resurfacing during an eighteen minute intermission where the teams will return to their dressing room before the start of the second overtime period. Teams will change ends.

If at the end of the second overtime period the two playing teams are still tied, the teams will then continue to play a third overtime period following an ice resurfacing during an eighteen minute intermission where the teams will return to their dressing room before the start of the third overtime period. Teams will change ends.

This procedure will go on until a winner is declared.

### Shootout procedure

Except for the gold medal game, if no goal is scored in the overtime period, the IIHF Shootout procedure will apply. The following procedure will be utilized:

1. Shots will be taken at both ends of the ice surface. The fourteen (14) meter wide longitudinal center section of the rink, between the face-off spots in the neutral and end zones, will be dry- scraped by the ice-resurfacing machine prior to the Shootout during the time required to organize the program accordingly.
2. The procedure will begin with five (5) different shooters from each team taking alternate shots. The skaters do not need to be named beforehand. Eligible to participate in the Shootout will be all Players from both teams listed on the Official Game Sheet except as specified in article 3 below.
3. Any skater whose penalty had not been completed when the overtime period ended is not eligible to be one of the Players selected to take the shots and must remain in the penalty box or in the dressing room. Also, Players serving



## Competition Format and Rules

Formato e regole gara / Format et règlement des compétitions

As of FRI 30 JAN 2026

penalties assessed during the Shootout must remain in the penalty box or in the dressing room until the end of the procedure.

4. The Referee will call the two Captains to the On-Ice Officials' crease and flip a coin to determine which team takes the first shot. The winner of the coin toss will have the choice whether their team will shoot first or second.
5. The goalkeepers shall defend the same goal as in the overtime period and remain in the goal when their own team is taking a shot.
6. The goalkeepers from each team may be changed after each shot.
7. The shots will be taken in accordance with Rule 24 – Penalty Shot.
8. The players of both teams will take the shots alternately until a decisive goal is scored. The remaining shots will not be taken.
9. If the score is still tied after all shots are taken by each team, the procedure shall continue with a “tiebreak shootout”, using the same or new Players. The team that shot second in the first five Penalty Shot will start first in the “tie-break shots”. The game shall be finished as soon as a duel of two Players brings the decisive result. The same Player can be used for each shot by a team in the “tie-break shootout”.
10. The Official Scorekeeper will record all shots taken, indicating the Players and goals scored.
11. Only the decisive goal will count in the result of the game. It shall be credited to the team that scored the goal and charged against the team that was scored upon.
12. If a team declines to participate in the Shootout, the game will be declared as a loss for that team and the other team will be awarded 3 points for a win. If a Player declines to take a shot it will be declared "no score" for their team.

### Frozen puck guidelines

A frozen puck bounces less and is easier to control. In order to provide the players with the best playing conditions, official game pucks are stored between -10 and -12 degrees Celsius, and the puck that is in play is replaced at a stoppage in play after two minutes of game time.

The procedure is as follows:

The penalty box attendant is to open the penalty box door at a whistle when the puck has been in use for more than two minutes of actual playing time. Example as:

- at 17:34 – a new puck
- at 16:10 – a whistle, same puck
- at 15:12 – a whistle, new puck

As the linespersons will not be aware of the actual time that a puck has been in play it will be the job of the penalty box attendant to open the penalty box door to signal to a linesperson to come and get a new puck. The linesperson will pick it up for use at the upcoming face-off.

Before the opening face-off of each period the referee will come to get a puck just before the face-off is to take place.

During a television commercial breaks, the linesperson will not come to get the new puck until the conclusion of the service.

If for any reason there is a lengthy stoppage of play (altercation, ice repair, broken glass, etc.) and it is evident that the puck in play has been out of the freezer for an extended length of time the penalty box attendant is to signal the linesperson to get a new puck as play is about to resume.

### Commercial Breaks

During each regular period of the game there shall be a maximum of three commercial breaks, each with a maximum duration of ninety seconds but can be subject to change for specific events. Commercial breaks shall be taken at the first stoppage of play after the following times on the game clock as it counts down:

- Break number 1: 14.00 (min.)



## Competition Format and Rules

Formato e regole gara / Format et règlement des compétitions  
As of FRI 30 JAN 2026

- Break number 2: 10.00 (min.)
- Break number 3: 06.00 (min.)

Despite the above indicated time slots, commercial breaks shall not be taken if:

- a) A goal is scored.
- b) A penalty shot is called.
- c) One of the teams is playing short-handed, except if a team is short-handed as a result of a major penalty.
- d) A fight breaks out on ice.
- e) An icing infraction is called.
- f) The net is dislodged accidentally by a defending Player (incl. goalkeeper); and
- g) The puck is shot into the end zone from beyond the center red line and the goalkeeper freezes the puck resulting in a stoppage of play.

Exceptions from point e-g above is when a penalty or penalties are assessed in the stoppage that affects the on-ice strength of either team. In the event that a commercial break is not taken during the time slot prescribed above, because of the exceptions above, the missed commercial opportunity shall be made up at the first stoppage of play in the next commercial break time slot. If there is another incident where the second commercial break is missed, this procedure shall continue to repeat itself until all commercial breaks are taken. However, there must always be at least sixty seconds between two commercial breaks.

Any extra commercial break taken during a time slot shall follow the procedure described above and they shall be eliminated from the last remaining time slot of that period. They shall not be used to create extra commercial inventory for broadcasters. However, in such instances, the Commercial Coordinator will be instructed to turn on the light and signal the truck that an optional commercial opportunity is being taken.

No commercial breaks shall be taken in the final thirty seconds of the first and second periods, as well as during the final two minutes of the third period. No commercial breaks shall be granted during overtime.

The teams shall comply with the following provisions during commercial breaks:

- a) Goalkeepers will be allowed to go to their respective Players' bench.
- b) Teams are allowed to change lines once the Referee blows the whistle signalling the teams to return to the face-off with twenty seconds remaining in the commercial stoppage.
- c) These line changes will follow the same protocol as a normal line change during a stoppage of play.

### Goal Breaks

Immediately after a goal, there is a 45-second 'goal break'. This break is for the broadcaster to show replays of the goal and for the defending team to decide whether to initiate a Coach's challenge (if Rule 38 is used in the game).

### Protests / Appeals

No protests and no appeals are permitted.

### General rules

The 2025-2026 International Ice Hockey Federation (IIHF) Official Rule Book, the 2025-2026 International Ice Hockey Federation (IIHF) Situation Handbook, the 2025-2028 IIHF Statutes and Bylaws (effective September 2025) and the applicable IIHF Regulations shall apply to the Olympic Winter Games Milano Cortina 2026 Ice Hockey competitions.

Any questions or incidents not covered by the rules are handled as follows:

- Cases of a general nature are resolved in accordance with the Olympic Charter.



## Competition Format and Rules

Formato e regole gara / Format et règlement des compétitions

As of FRI 30 JAN 2026

- Technical questions are resolved by the 2025-2026 IIHF Rule Book, the 2024-2028 IIHF Statutes and Bylaws, IIHF Sport Guidelines and the applicable IIHF Regulations.

The content of this Information Book is for information purposes only and was correct at the time of publication in June 2025. In case of discrepancies with the above-mentioned Rules and Regulations, the latest Olympic Charter and IIHF Rules, By-laws and IIHF Regulations before the Games shall apply.

**Note:**  
For further information please consult: [www.iihf.com](http://www.iihf.com)



**Medallists by Event**  
Medagliati per evento / Medaille(s) par epreuve  
As of SUN 22 FEB 2026 at 16:55

Event	Date	Medal	Name	NOC Code
Women	THU 19 FEB	GOLD	2 STECKLEIN Lee 3 BARNES Cayla 4 HARVEY Caroline 5 KELLER Megan 6 GUILDAY Rory 8 WINN Haley 9 SIMMS Kirsten 10 EDWARDS Laila 12 PANNEK Kelly 13 ZUMWINKLE Grace 16 SCAMURRA Hayley 17 CURL Britta 21 KNIGHT Hilary 22 JANECKE Tessa 23 BILKA Hannah 24 DUNNE Joy 25 CARPENTER Alex 26 COYNE Kendall 27 HEISE Taylor 30 McNAUGHTON Ava 31 FRANKEL Aerin 33 PHILIPS Gwyneth 37 MURPHY Abbey	USA
		SILVER	2 JAQUES Sophie 3 LAROCQUE Jocelyne 4 TABIN Kati 7 STACEY Laura 10 FILLIER Sarah 14 FAST Renata 17 SHELTON Ella 19 JENNER Brianne 20 NURSE Sarah 23 AMBROSE Erin 24 SPOONER Natalie 26 CLARK Emily 27 MALTAIS Emma 29 POULIN Marie-Philip 35 DESBIENS Ann-Renee 38 MASCHMEYER Emerance 40 TURNBULL Blayre 42 THOMPSON Claire 43 O'NEILL Kristin 82 OSBORNE Kayle 88 GOSLING Julia 94 GARDINER Jennifer 95 WATTS Daryl	CAN



Event	Date	Medal	Name	NOC Code
		BRONZE	2 BUCHI Annic 7 STALDER Lara 8 QUENNEC Kaleigh 9 SIGRIST Shannon 11 ZIMMERMANN Laura 12 RUEDI Lisa 13 WEY Ivana 15 MERIGUET Laure 16 VALLARIO Nicole 17 CHRISTEN Lara 18 WETLI Stefanie 20 BRAENDLI Andrea 21 ENZLER Rahel 22 LEEMANN Sinja 25 MULLER Alina 26 HERZIG Naemi 28 MARTI Alina 29 MAURER Saskia 53 SCHAEFER Vanessa 68 BALZER Leoni 70 WAGNER Morja 71 LUTZ Lena Marie 82 BAECHLER Alessia	SUI
Men	SUN 22 FEB	GOLD	1 SWAYMAN Jeremy 2 LaCOMBE Jackson 7 TKACHUK Brady 8 WERENSKI Zach 9 EICHEL Jack 10 MILLER JT 12 BOLDY Matt 14 FABER Brock 15 HANIFIN Noah 16 TROCHECK Vincent 19 TKACHUK Matthew 21 LARKIN Dylan 25 McAVOY Charlie 29 NELSON Brock 30 OETTINGER Jake 34 MATTHEWS Auston 37 HELLEBUYCK Connor 43 HUGHES Quinn 59 GUENTZEL Jake 72 THOMPSON Tage 74 SLAVIN Jaccob 81 CONNOR Kyle 85 SANDERSON Jake 86 HUGHES Jack 91 KELLER Clayton	USA



Event	Date	Medal	Name	NOC Code
		SILVER	6 SANHEIM Travis 7 TOEWS Devon 8 MAKAR Cale 9 BENNETT Sam 10 SUZUKI Nick 13 REINHART Sam 14 HORVAT Bo 17 CELEBRINI Macklin 20 HARLEY Thomas 24 JARVIS Seth 27 THEODORE Shea 29 MacKINNON Nathan 35 KUEMPER Darcy 38 HAGEL Brandon 43 WILSON Tom 44 MORRISSEY Josh 48 THOMPSON Logan 50 BINNINGTON Jordan 55 PARAYKO Colton 61 STONE Mark 63 MARCHAND Brad 87 CROSBY Sidney 89 DOUGHTY Drew 93 MARNER Mitch 97 McDAVID Connor	CAN
		BRONZE	3 MAATTA Olli 4 LEHTONEN Mikko 10 JOKIHARJU Henri 15 LUNDELL Anton 20 AHO Sebastian 23 LINDELL Esa 24 HINTZ Roope 27 LUOSTARINEN Eetu 28 TOLVANEN Eeli 32 LANKINEN Kevin 33 MATINPALO Nikolas 40 ARMIA Joel 41 HEISKANEN Miro 55 RISTOLAINEN Rasmus 56 HAULA Erik 62 LEHKONEN Artturi 64 GRANLUND Mikael 70 KORPISALO Joonas 74 SAROS Juuse 77 MIKKOLA Niko 84 KAKKO Kaapo 86 TERAVAINEN Teuvo 91 KAPANEN Oliver 94 KIVIRANTA Joel 96 RANTANEN Mikko	FIN



**Directorate**  
Direzione / Directoire  
As of SAT 31 JAN 2026

**REVISED**  
31 JAN 17:45

Function	Name	Organisation
<b>Voting Members:</b>		
Chairperson:	BRIZA Petr	CZE - Czechia
Member:	BASSO Nicola	ITA - Italy
	BAUMGARTNER Lukas	SUI - Switzerland
	GREEN Morten	DEN - Denmark
	HNILICKA Milan	CZE - Czechia
	JACQUIN Renaud	FRA - France
	KUNAST Christian	GER - Germany
	LEHTINEN Jere	FIN - Finland
	LUNDBERG Anders	SWE - Sweden
	PLAVEJS Roberts	LAT - Latvia
	SALMOND Scott	CAN - Canada
	SATAN Miroslav	SVK - Slovakia
	VANBIESBROUCK John	USA - United States of America
	NEMECEK Igor	SVK - Slovakia
Milano Cortina 2026:		
<b>Non-voting Members:</b>		
IF Delegate:	EDERER Hannes	GER - Germany
	PEDERSEN Kim	DEN - Denmark
Sport Championship Manager:	ZELKIN Scott	USA - United States of America
Medical Supervisor:	AUBRY Mark	CAN - Canada
	STUART Mike	USA - United States of America

**Note:**  
Directorate data may be updated until the start of competition.

**REVISED** Non-voting Members of Directorate have been updated



## Competition Officials

Ufficiali di gara / Officiels de compétition  
As of TUE 10 FEB 2026

**REVISED**  
10 FEB 17:00

Function	No.	Name	Organisation
<b>On-ice Officials:</b>			
Referee:	20	ANSONS Andris	LAT - Latvia
	18	CAMPBELL Michael	CAN - Canada
	19	DWYER Gord	CAN - Canada
	27	FURLATT Eric	CAN - Canada
	7	HOLM Christoffer	SWE - Sweden
	28	HOLM Mikael	SWE - Sweden
	97	HRIBIK Jan	CZE - Czechia
	17	MacFARLANE Sean	USA - United States of America
	4	McCAULEY Wes	CAN - Canada
	9	O'ROURKE Dan	CAN - Canada
	16	POCHMARA Brian	USA - United States of America
	10	REHMAN Kyle	USA - United States of America
	5	ROONEY Chris	USA - United States of America
	15	SCHRADER Andre	GER - Germany
Linesperson:	98	ANKERSTJERNE Albert	DEN - Denmark
	58	BRIGANTI Nick	USA - United States of America
	96	BRISEBOIS David	CAN - Canada
	50	CHERREY Scott	CAN - Canada
	81	DAISY Ryan	USA - United States of America
	91	DAVIS Jake	USA - United States of America
	66	HAUTAMAKI Onni	FIN - Finland
	64	HYNEK Daniel	CZE - Czechia
	83	MacPHERSON Matt	CAN - Canada
	95	MURRAY Jonny	USA - United States of America
	60	SUCHANEK Libor	CZE - Czechia
	80	WYONZEK Tarrington	CAN - Canada

**Note:**  
Officials' data may be updated until the start of competition.

**Legend:**  
No. Jersey number

**REVISED** Referee list updated



## Team Roster

Organico della squadra / Composition de l'equipe

**REVISED**  
16 FEB 23:14

As of MON 16 FEB 2026

Initial Registration 10 FEB 2026

### CAN - Canada

No.	Name	Pos.	Shoots/ Catches	Date of Birth	Height m / ft in	Weight kg / lbs	Club	Registration *
6	SANHEIM Travis	D	L	29 MAR 1996	1.93 / 6'4"	101 / 223	Philadelphia Flyers (USA)	
7	TOEWS Devon	D	L	21 FEB 1994	1.85 / 6'1"	87 / 192	Colorado Avalanche (USA)	
8	MAKAR Cale	D	R	30 OCT 1998	1.83 / 6'0"	85 / 187	Colorado Avalanche (USA)	
9	BENNETT Sam	F	L	20 JUN 1996	1.85 / 6'1"	88 / 194	Florida Panthers (USA)	
10	SUZUKI Nick	F	R	10 AUG 1999	1.80 / 5'11"	94 / 207	Montreal Canadiens (CAN)	
13	REINHART Sam	F	R	6 NOV 1995	1.85 / 6'1"	89 / 196	Florida Panthers (USA)	
14	HORVAT Bo	F	L	5 APR 1995	1.85 / 6'1"	98 / 216	New York Islanders (USA)	
17	CELEBRINI Macklin	F	L	13 JUN 2006	1.83 / 6'0"	86 / 190	San Jose Sharks (USA)	
20	HARLEY Thomas	D	L	19 AUG 2001	1.91 / 6'3"	96 / 212	Dallas Stars (USA)	
24	JARVIS Seth	F	R	1 FEB 2002	1.78 / 5'10"	82 / 181	Carolina Hurricanes (USA)	
27	THEODORE Shea	D	L	3 AUG 1995	1.88 / 6'2"	90 / 198	Vegas Golden Knights (USA)	
29	MacKINNON Nathan	F	R	1 SEP 1995	1.82 / 6'0"	91 / 201	Colorado Avalanche (USA)	
35	KUEMPER Darcy	GK	L	5 MAY 1990	1.95 / 6'5"	97 / 214	Los Angeles Kings (USA)	
38	HAGEL Brandon	F	L	27 AUG 1998	1.88 / 6'2"	82 / 181	Tampa Bay Lightning (USA)	
43	WILSON Tom	F	R	29 MAR 1994	1.93 / 6'4"	103 / 227	Washington Capitals (USA)	
44	MORRISSEY Josh	D	L	28 MAR 1995	1.83 / 6'0"	89 / 196	Winnipeg Jets (CAN)	
48	THOMPSON Logan	GK	R	25 FEB 1997	1.93 / 6'4"	94 / 207	Washington Capitals (USA)	
50	BINNINGTON Jordan	GK	L	11 JUL 1993	1.89 / 6'2"	78 / 172	St. Louis Blues (USA)	
55	PARAYKO Colton	D	R	12 MAY 1993	1.98 / 6'6"	104 / 229	St. Louis Blues (USA)	
61	STONE Mark	F	R	13 MAY 1992	1.93 / 6'4"	95 / 209	Vegas Golden Knights (USA)	
63	MARCHAND Brad	F	L	11 MAY 1988	1.76 / 5'9"	80 / 176	Florida Panthers (USA)	
87	CROSBY Sidney	F	L	7 AUG 1987	1.80 / 5'11"	91 / 201	Pittsburgh Penguins (USA)	
89	DOUGHTY Drew	D	R	8 DEC 1989	1.85 / 6'1"	95 / 209	Los Angeles Kings (USA)	
93	MARNER Mitch	F	R	5 MAY 1997	1.83 / 6'0"	82 / 181	Vegas Golden Knights (USA)	
97	McDAVID Connor	F	L	13 JAN 1997	1.85 / 6'1"	88 / 194	Edmonton Oilers (CAN)	

**Team Average:** 1.86 / 6'1" 91 / 201

Average Age: 30

**Total:** 22 players and 3 goalkeepers

#### Team Officials:

Function	Name	Citizenship	Date of Birth
<b>Head Coach:</b>	COOPER Jon	CAN	23 AUG 1967
<b>Assistant Coach:</b>	CASSIDY Bruce	CAN	20 MAY 1965
<b>Assistant Coach:</b>	DEBOER Pete	CAN	13 JUN 1968
<b>Assistant Coach:</b>	DONSKOV Misha	CAN	24 APR 1977
<b>Assistant Coach:</b>	TOCCHET Rick	CAN	9 APR 1964
<b>General Manager:</b>	ARMSTRONG Doug	CAN	24 SEP 1964
<b>Equipment Manager:</b>	GRANGER Darren	CAN	8 JUL 1971
<b>Physiotherapist:</b>	KOBELKA Kent	CAN	13 JAN 1973

#### Note:

\* Registration date of single players is only shown when different from Initial Registration date

#### Legend:

**D** Defender      **F** Forward      **GK** Goalkeeper      **L** Shoots or catches Left  
**No.** Jersey number      **Pos.** Position      **R** Shoots or catches Right

**REVISED** Revised to update Citizenship for team officials



**Team Roster**  
Organico della squadra / Composition de l'equipe

**REVISED**  
12 FEB 15:21

As of THU 12 FEB 2026

Initial Registration 10 FEB 2026

**CZE - Czechia**

No.	Name	Pos.	Shoots/ Catches	Date of Birth	Height m / ft in	Weight kg / lbs	Club	Registration *
1	DOSTAL Lukas	GK	L	22 JUN 2000	1.85 / 6'1"	86 / 190	Anaheim Ducks (USA)	
3	GUDAS Radko	D	R	5 JUN 1990	1.83 / 6'0"	94 / 207	Anaheim Ducks (USA)	
6	KEMPNY Michal	D	L	8 SEP 1990	1.83 / 6'0"	89 / 196	Brynäs IF (SWE)	
7	SPACEK David	D	R	18 FEB 2003	1.83 / 6'0"	86 / 190	Iowa Wild (USA)	
10	CERVENKA Roman	F	L	10 DEC 1985	1.81 / 5'11"	88 / 194	HC Dynamo Pardubice (CZE)	
12	FAKSA Radek	F	L	9 JAN 1994	1.91 / 6'3"	98 / 216	Dallas Stars (USA)	
14	CHLAPIK Filip	F	L	3 JUN 1997	1.87 / 6'2"	96 / 212	HC Sparta Prague (CZE)	
17	HRONEK Filip	D	R	2 NOV 1997	1.83 / 6'0"	85 / 187	Vancouver Canucks (CAN)	
18	PALAT Ondrej	F	L	28 MAR 1991	1.79 / 5'10"	93 / 205	New Jersey Devils (USA)	
19	FLEK Jakub	F	L	24 DEC 1992	1.73 / 5'8"	78 / 172	Kometa Brno (CZE)	
23	SEDLAK Lukas	F	L	25 FEB 1993	1.84 / 6'0"	98 / 216	HC Dynamo Pardubice (CZE)	
26	TICHACEK Jiri	D	L	30 JAN 2003	1.75 / 5'9"	77 / 170	Karpat Oulu (FIN)	
44	RUTTA Jan	D	R	29 JUL 1990	1.90 / 6'3"	93 / 205	Geneve-Servette (SUI)	
48	HERTL Tomas	F	L	12 NOV 1993	1.90 / 6'3"	97 / 214	Vegas Golden Knights (USA)	
50	VEJMELKA Karel	GK	R	25 MAY 1996	1.93 / 6'4"	102 / 225	Utah Mammoth (USA)	
51	SIMEK Radim	D	L	20 SEP 1992	1.82 / 6'0"	93 / 205	Bili Tygri Liberec (CZE)	
64	KAMPF David	F	L	12 JAN 1995	1.88 / 6'2"	90 / 198	Vancouver Canucks (CAN)	
73	KASE Ondrej	F	R	8 NOV 1995	1.82 / 6'0"	85 / 187	HC Litvinov (CZE)	
80	VLADAR Daniel	GK	L	20 AUG 1997	1.96 / 6'5"	95 / 209	Philadelphia Flyers (USA)	
81	KUBALIK Dominik	F	L	21 AUG 1995	1.87 / 6'2"	86 / 190	EV Zug (SUI)	
84	KUNDRATEK Tomas	D	R	26 DEC 1989	1.87 / 6'2"	91 / 201	HC Ocelari Trinec (CZE)	
88	PASTRNAK David	F	R	25 MAY 1996	1.82 / 6'0"	90 / 198	Boston Bruins (USA)	
93	STRANSKY Matej	F	R	11 JUL 1993	1.93 / 6'4"	98 / 216	HC Davos (SUI)	
96	TOMASEK David	F	R	10 FEB 1996	1.87 / 6'2"	95 / 209	Farjestad Karlstad (SWE)	
98	NECAS Martin	F	R	15 JAN 1999	1.88 / 6'2"	88 / 194	Colorado Avalanche (USA)	

**Team Average:** 1.85 / 6'1" 91 / 201

Average Age: 31

**Total:** 22 players and 3 goalkeepers

**Team Officials:**

Function	Name	Citizenship	Date of Birth
<b>Head Coach:</b>	RULIK Radim	CZE	25 JUN 1965
<b>Assistant Coach:</b>	KALOUS Jiri	CZE	6 DEC 1964
<b>Assistant Coach:</b>	PLEKANEC Tomas	CZE	31 OCT 1982
<b>Assistant Coach:</b>	ZIDLICKY Marek	CZE	3 FEB 1977
<b>Goalkeeper Coach:</b>	PAVELEC Ondrej	CZE	31 AUG 1987
<b>General Manager:</b>	SLEGR Jiri	CZE	30 MAY 1971
<b>Team Leader:</b>	HNILICKA Milan	CZE	25 JUN 1973
<b>Doctor:</b>	CHOCHOLA Antonin	CZE	19 JAN 1971

**Note:**

\* Registration date of single players is only shown when different from Initial Registration date

**Legend:**

**D** Defender      **F** Forward      **GK** Goalkeeper      **L** Shoots or catches Left  
**No.** Jersey number      **Pos.** Position      **R** Shoots or catches Right

**REVISED** Revised to correct jersey number for VLADAR to #80.



## Team Roster

Organico della squadra / Composition de l'equipe  
As of TUE 10 FEB 2026

Initial Registration 10 FEB 2026

### DEN - Denmark

No.	Name	Pos.	Shoots/ Catches	Date of Birth	Height m / ft in	Weight kg / lbs	Club	Registration *
3	SETKOV Malte	D	L	14 JAN 1999	2.03 / 6'8"	101 / 223	Rodovre Mighty Bulls (DEN)	
9	STORM Frederik	F	L	20 FEB 1989	1.80 / 5'11"	86 / 190	Kolner Haie (GER)	
11	TRUE Alexander	F	L	17 JUL 1997	1.96 / 6'5"	91 / 201	JYP Jyvaskyla (FIN)	
12	MOELGAARD Oscar	F	L	18 FEB 2005	1.83 / 6'0"	80 / 176	Seattle Kraken (USA)	
15	LASSEN Matias	D	L	15 MAR 1996	1.82 / 6'0"	88 / 194	Iserlohn Roosters (GER)	
17	JENSEN Nicklas	F	L	6 MAR 1993	1.91 / 6'3"	98 / 216	Rapperswil-Jona Lakers (SUI)	
20	ELLER Lars	F	L	8 MAY 1989	1.85 / 6'1"	90 / 198	Ottawa Senators (CAN)	
22	LAURIDSEN Markus	D	L	28 FEB 1991	1.86 / 6'1"	90 / 198	HC Pustertal (ITA)	
24	EHLERS Nikolaj	F	L	14 FEB 1996	1.85 / 6'1"	82 / 181	Carolina Hurricanes (USA)	
25	LAURIDSEN Oliver	D	L	24 MAR 1989	1.97 / 6'6"	105 / 231	TPS Turku (FIN)	
27	BJORKSTRAND Oliver	F	R	10 APR 1995	1.83 / 6'0"	79 / 174	Tampa Bay Lightning (USA)	
29	AAGAARD Mikkel	F	L	18 OCT 1995	1.84 / 6'0"	86 / 190	Skelleftea AIK (SWE)	
30	SOGAARD Mads	GK	L	13 DEC 2000	2.00 / 6'7"	91 / 201	Ottawa Senators (CAN)	
31	ANDERSEN Frederik	GK	L	2 OCT 1989	1.93 / 6'4"	100 / 220	Carolina Hurricanes (USA)	
38	POULSEN Morten	F	L	9 SEP 1988	1.86 / 6'1"	101 / 223	Herning Blue Fox (DEN)	
40	KOCH Anders	D	L	2 OCT 1997	1.90 / 6'3"	86 / 190	Graz 99ers (AUT)	
41	JENSEN AABO Jesper	D	L	30 JUL 1991	1.83 / 6'0"	87 / 192	KAC Klagenfurt (AUT)	
42	BRUGGISSER Phillip	D	R	7 AUG 1991	1.84 / 6'0"	91 / 201	Fischtown Pinguins (GER)	
48	JENSEN Nicholas B	D	L	8 APR 1989	1.89 / 6'2"	102 / 225	Fischtown Pinguins (GER)	
50	BAU Mathias	F	L	3 JUL 1993	2.00 / 6'7"	108 / 238	Herning Blue Fox (DEN)	
63	RUSSELL Patrick	F	R	4 JAN 1993	1.86 / 6'1"	92 / 203	Kolner Haie (GER)	
65	WEJSE Christian	F	R	4 DEC 1998	1.86 / 6'1"	88 / 194	Fischtown Pinguins (GER)	
80	DICHOW Frederik	GK	R	1 MAR 2001	1.95 / 6'5"	94 / 207	HV71 (SWE)	
86	BLICHFELD Joachim	F	R	17 JUL 1998	1.87 / 6'2"	92 / 203	Tappara Tampere (FIN)	
95	OLESEN Nick	F	L	14 NOV 1995	1.85 / 6'1"	84 / 185	HC Ceske Budejovice (CZE)	

**Team Average:** 1.89 / 6'2" 92 / 203  
Average Age: 31

**Total:** 22 players and 3 goalkeepers

#### Team Officials:

Function	Name	Citizenship	Date of Birth
<b>Head Coach:</b>	GATH Mikael	SWE	17 JUN 1976
<b>Assistant Coach:</b>	LILJA Andreas	SWE	13 JUL 1975
<b>Assistant Coach:</b>	MADSEN Morten	DEN	16 JAN 1987
<b>Equipment Manager:</b>	GUSTAFSSON Felix	SWE	11 OCT 1993
<b>Equipment Manager:</b>	KARLSSON Haakan	SWE	26 JUN 1966
<b>Doctor:</b>	STAUSHOLM Anne Mette	DEN	13 NOV 1982
<b>Physiotherapist:</b>	ESMARK Carsten Ole	DEN	3 MAY 1972
<b>Physiotherapist:</b>	BJERREHOEJ Celine	DEN	5 OCT 1984

#### Note:

\* Registration date of single players is only shown when different from Initial Registration date

#### Legend:

**D** Defender      **F** Forward      **GK** Goalkeeper      **L** Shoots or catches Left  
**No.** Jersey number      **Pos.** Position      **R** Shoots or catches Right



## Team Roster

Organico della squadra / Composition de l'equipe  
As of TUE 10 FEB 2026

Initial Registration 10 FEB 2026

### FIN - Finland

No.	Name	Pos.	Shoots/ Catches	Date of Birth	Height m / ft in	Weight kg / lbs	Club	Registration *
3	MAATTA Olli	D	L	22 AUG 1994	1.88 / 6'2"	94 / 207	Utah Mammoth (USA)	
4	LEHTONEN Mikko	D	L	16 JAN 1994	1.82 / 6'0"	89 / 196	ZSC Lions (SUI)	
10	JOKIHARJU Henri	D	R	17 JUN 1999	1.83 / 6'0"	91 / 201	Boston Bruins (USA)	
15	LUNDELL Anton	F	L	3 OCT 2001	1.86 / 6'1"	89 / 196	Florida Panthers (USA)	
20	AHO Sebastian	F	L	26 JUL 1997	1.83 / 6'0"	82 / 181	Carolina Hurricanes (USA)	
23	LINDELL Esa	D	L	23 MAY 1994	1.92 / 6'4"	98 / 216	Dallas Stars (USA)	
24	HINTZ Roope	F	L	17 NOV 1996	1.92 / 6'4"	97 / 214	Dallas Stars (USA)	
27	LUOSTARINEN Eetu	F	L	2 SEP 1998	1.92 / 6'4"	87 / 192	Florida Panthers (USA)	
28	TOLVANEN Eeli	F	L	22 APR 1999	1.79 / 5'10"	87 / 192	Seattle Kraken (USA)	
32	LANKINEN Kevin	GK	L	28 APR 1995	1.88 / 6'2"	90 / 198	Vancouver Canucks (CAN)	
33	MATINPALO Nikolas	D	R	5 OCT 1998	1.90 / 6'3"	97 / 214	Ottawa Senators (CAN)	
40	ARMIA Joel	F	R	31 MAY 1993	1.92 / 6'4"	98 / 216	Los Angeles Kings (USA)	
41	HEISKANEN Miro	D	L	18 JUL 1999	1.88 / 6'2"	89 / 196	Dallas Stars (USA)	
55	RISTOLAINEN Rasmus	D	R	27 OCT 1994	1.95 / 6'5"	94 / 207	Philadelphia Flyers (USA)	
56	HAULA Erik	F	L	23 MAR 1991	1.80 / 5'11"	86 / 190	Nashville Predators (USA)	
62	LEHKONEN Artturi	F	L	4 JUL 1995	1.80 / 5'11"	81 / 179	Colorado Avalanche (USA)	
64	GRANLUND Mikael	F	L	26 FEB 1992	1.79 / 5'10"	84 / 185	Anaheim Ducks (USA)	
70	KORPISALO Joonas	GK	L	28 APR 1994	1.93 / 6'4"	91 / 201	Boston Bruins (USA)	
74	SAROS Juuse	GK	L	19 APR 1995	1.80 / 5'11"	81 / 179	Nashville Predators (USA)	
77	MIKKOLA Niko	D	L	27 APR 1996	2.01 / 6'7"	92 / 203	Florida Panthers (USA)	
84	KAKKO Kaapo	F	L	13 FEB 2001	1.86 / 6'1"	97 / 214	Seattle Kraken (USA)	
86	TERAVAINEN Teuvo	F	L	11 SEP 1994	1.80 / 5'11"	86 / 190	Chicago Blackhawks (USA)	
91	KAPANEN Oliver	F	R	29 JUL 2003	1.88 / 6'2"	88 / 194	Montreal Canadiens (CAN)	
94	KIVIRANTA Joel	F	L	23 MAR 1996	1.80 / 5'11"	84 / 185	Colorado Avalanche (USA)	
96	RANTANEN Mikko	F	L	29 OCT 1996	1.95 / 6'5"	97 / 214	Dallas Stars (USA)	

**Team Average:** 1.87 / 6'2" 90 / 198  
Average Age: 29

**Total:** 22 players and 3 goalkeepers

#### Team Officials:

Function	Name	Citizenship	Date of Birth
<b>Head Coach:</b>	PENNANEN Antti	FIN	5 FEB 1979
<b>Assistant Coach:</b>	MANNER Mikko	FIN	19 JUL 1974
<b>Assistant Coach:</b>	PELTONEN Ville	FIN	24 MAY 1973
<b>Assistant Coach:</b>	RUUTU Tuomo	FIN	16 FEB 1983
<b>Equipment Manager:</b>	KOIVUNEN Riku	FIN	21 MAR 1976
<b>Doctor:</b>	NAALISVAARA Tuomo	FIN	6 FEB 1982
<b>Physiotherapist:</b>	SULIN Juha	FIN	30 OCT 1961
<b>Physiotherapist:</b>	TOLVANEN Tero	FIN	22 FEB 1972

#### Note:

\* Registration date of single players is only shown when different from Initial Registration date

#### Legend:

**D** Defender      **F** Forward      **GK** Goalkeeper      **L** Shoots or catches Left  
**No.** Jersey number      **Pos.** Position      **R** Shoots or catches Right



## Team Roster

Organico della squadra / Composition de l'equipe  
As of WED 11 FEB 2026

Initial Registration 10 FEB 2026

### FRA - France

No.	Name	Pos.	Shoots/ Catches	Date of Birth	Height m / ft in	Weight kg / lbs	Club	Registration *
3	BERTRAND Charles	F	R	5 FEB 1991	1.85 / 6'1"	92 / 203	Vaasan Sport (FIN)	
5	GUEBEY Enzo	D	R	6 MAY 1999	1.83 / 6'0"	88 / 194	HC Davos (SUI)	11 FEB 2026
7	CRINON Pierre	D	L	2 AUG 1995	1.95 / 6'5"	102 / 225	Grenoble Bruleurs de Loups (FRA)	11 FEB 2026
8	GALLET Hugo	D	L	20 JUN 1997	1.92 / 6'4"	93 / 205	KalPa Kuopio (FIN)	
14	da COSTA Stephane	F	R	11 JUL 1989	1.81 / 5'11"	82 / 181	Avtomobilist Yekaterinburg (RUS)	
18	AUVITU Yohann	D	L	27 JUL 1989	1.82 / 6'0"	88 / 194	Black Wings Linz (AUT)	
19	CANTAGALLO Enzo	D	R	19 OCT 1998	1.80 / 5'11"	85 / 187	Marseille Hockey Club (FRA)	11 FEB 2026
24	ADDAMO Justin	F	L	27 MAY 1998	1.98 / 6'6"	112 / 247	Jukurit Mikkeli (FIN)	
25	RITZ Nicolas	F	L	26 FEB 1992	1.80 / 5'11"	88 / 194	Angers Ducs (FRA)	11 FEB 2026
27	BOSCQ Jules	D	L	22 FEB 2002	1.83 / 6'0"	81 / 179	Bordeaux Boxers (FRA)	
29	BOUDON Louis	F	L	4 OCT 1998	1.80 / 5'11"	85 / 187	Jukurit Mikkeli (FIN)	
30	KELLER Antoine	GK	L	6 OCT 2004	1.88 / 6'2"	74 / 163	HC Ajoie (SUI)	
33	JUNCA Julian	GK	L	15 FEB 1998	1.95 / 6'5"	97 / 214	HK Dukla Trencin (SVK)	
36	NECKAR Martin	GK	L	12 SEP 2005	1.83 / 6'0"	80 / 176	SCL Tigers Langnau (SUI)	11 FEB 2026
41	BELLEMARE Pierre-Edouard	F	L	6 MAR 1985	1.82 / 6'0"	84 / 185	HC Ajoie (SUI)	
62	CHAKIACHVILI Florian	D	L	18 MAR 1992	1.86 / 6'1"	86 / 190	Rouen Dragons (FRA)	
72	PERRET Jordann	F	L	15 OCT 1994	1.79 / 5'10"	81 / 179	Mountfield HK (CZE)	
74	THIRY Thomas	D	R	9 SEP 1997	1.91 / 6'3"	105 / 231	HC Ajoie (SUI)	11 FEB 2026
77	TREILLE Sacha	F	L	6 NOV 1987	1.90 / 6'3"	80 / 176	Grenoble Bruleurs de Loups (FRA)	
78	FABRE Dylan	F	L	10 NOV 2000	1.78 / 5'10"	78 / 172	Assat Pori (FIN)	
81	RECH Anthony	F	L	9 JUL 1992	1.80 / 5'11"	86 / 190	Rouen Dragons (FRA)	
85	TEXIER Alexandre	F	L	13 SEP 1999	1.85 / 6'1"	88 / 194	Montreal Canadiens (CAN)	
90	DAIR Aurelien	F	R	10 SEP 1999	1.87 / 6'2"	84 / 185	Grenoble Bruleurs de Loups (FRA)	11 FEB 2026
91	DOUAY Floran	F	L	7 FEB 1995	1.91 / 6'3"	98 / 216	Lausanne HC (SUI)	
95	BOZON Kevin	F	L	30 DEC 1995	1.87 / 6'2"	90 / 198	HC Ajoie (SUI)	11 FEB 2026

**Team Average:** 1.86 / 6'1" 88 / 194  
Average Age: 30

**Total:** 22 players and 3 goalkeepers

#### Team Officials:

Function	Name	Citizenship	Date of Birth
<b>Head Coach:</b>	TREILLE Yorick	FRA	15 JUL 1980
<b>Assistant Coach:</b>	HUET Cristobal	FRA	3 SEP 1975
<b>Assistant Coach:</b>	TARDIF Luc	FRA	30 NOV 1984
<b>Assistant Coach:</b>	ZANATTA Ivano	ITA	3 AUG 1960
<b>Equipment Manager:</b>	DORTHE Daniel	FRA	4 FEB 1960
<b>Equipment Manager:</b>	RETA Fabrice	FRA	9 AUG 1979
<b>Doctor:</b>	ROLLAND Nicolas	FRA	27 JUN 1986
<b>Physiotherapist:</b>	DEFOOR Sebastien	FRA	3 OCT 1978

#### Note:

\* Registration date of single players is only shown when different from Initial Registration date

#### Legend:

**D** Defender      **F** Forward      **GK** Goalkeeper      **L** Shoots or catches Left  
**No.** Jersey number      **Pos.** Position      **R** Shoots or catches Right



## Team Roster

Organico della squadra / Composition de l'equipe  
As of TUE 10 FEB 2026

Initial Registration 10 FEB 2026

### GER - Germany

No.	Name	Pos.	Shoots/ Catches	Date of Birth	Height m / ft in	Weight kg / lbs	Club	Registration *
6	WISSMANN Kai	D	R	22 OCT 1996	1.94 / 6'4"	94 / 207	Eisbaren Berlin (GER)	
8	RIEDER Tobias	F	L	10 JAN 1993	1.80 / 5'11"	86 / 190	EHC Red Bull Munich (GER)	
9	GAWANKE Leon	D	R	31 MAY 1999	1.86 / 6'1"	90 / 198	Adler Mannheim (GER)	
11	GEIBEL Korbinian	D	L	8 JUL 2002	1.84 / 6'0"	91 / 201	Eisbaren Berlin (GER)	
18	STUTZLE Tim	F	L	15 JAN 2002	1.84 / 6'0"	87 / 192	Ottawa Senators (CAN)	
19	STACHOWIAK Wojciech	F	L	3 JUL 1999	1.85 / 6'1"	85 / 187	Syracuse Crunch (USA)	
29	DRAISAITL Leon	F	L	27 OCT 1995	1.89 / 6'2"	96 / 212	Edmonton Oilers (CAN)	
30	GRUBAUER Philipp	GK	L	25 NOV 1991	1.85 / 6'1"	88 / 194	Seattle Kraken (USA)	
35	NIEDERBERGER Mathias	GK	L	26 NOV 1992	1.80 / 5'11"	79 / 174	EHC Red Bull Munich (GER)	
37	FRANZREB Maximilian	GK	L	18 AUG 1996	1.84 / 6'0"	90 / 198	Adler Mannheim (GER)	
38	WAGNER Fabio	D	L	17 SEP 1995	1.85 / 6'1"	83 / 183	EHC Red Bull Munich (GER)	
40	EHL Alexander	F	R	28 NOV 1999	1.75 / 5'9"	80 / 176	Adler Mannheim (GER)	
41	MULLER Jonas	D	L	19 NOV 1995	1.84 / 6'0"	92 / 203	Eisbaren Berlin (GER)	
44	SAMANSKI Joshua	F	L	22 MAR 2002	1.90 / 6'3"	91 / 201	Edmonton Oilers (CAN)	
49	KALBLE Lukas	D	L	13 OCT 1997	1.85 / 6'1"	93 / 205	Adler Mannheim (GER)	
53	SEIDER Moritz	D	R	6 APR 2001	1.92 / 6'4"	90 / 198	Detroit Red Wings (USA)	
62	TUOMIE Parker	F	L	31 OCT 1995	1.78 / 5'10"	84 / 185	Kolner Haie (GER)	
65	MICHAELIS Marc	F	L	31 JUL 1995	1.80 / 5'11"	85 / 187	Adler Mannheim (GER)	
72	KAHUN Dominik	F	L	2 JUL 1995	1.80 / 5'11"	79 / 174	Lausanne HC (SUI)	
73	REICHEL Lukas	F	L	17 MAY 2002	1.83 / 6'0"	85 / 187	Vancouver Canucks (CAN)	
74	SCHUTZ Justin	F	L	24 JUN 2000	1.80 / 5'11"	86 / 190	Adler Mannheim (GER)	
77	PETERKA John	F	L	14 JAN 2002	1.80 / 5'11"	85 / 187	Utah Mammoth (USA)	
78	STURM Nico	F	L	3 MAY 1995	1.91 / 6'3"	94 / 207	Minnesota Wild (USA)	
91	MULLER Moritz	D	L	19 NOV 1986	1.87 / 6'2"	92 / 203	Kolner Haie (GER)	
95	TIFFELS Frederik	F	L	20 MAY 1995	1.84 / 6'0"	92 / 203	Eisbaren Berlin (GER)	

**Team Average:** 1.84 / 6'1" 88 / 194  
Average Age: 28

**Total:** 22 players and 3 goalkeepers

#### Team Officials:

Function	Name	Citizenship	Date of Birth
<b>Head Coach:</b>	KREIS Harold	GER	19 JAN 1959
<b>Assistant Coach:</b>	AUBIN Serge	CAN	15 FEB 1975
<b>Assistant Coach:</b>	KOMPON Jamie	CAN	18 SEP 1966
<b>Assistant Coach:</b>	SULZER Alexander	GER	30 MAY 1984
<b>General Manager:</b>	KUENAST Christian	GER	7 MAR 1971
<b>Equipment Manager:</b>	MENNINGEN Christian	GER	18 MAR 1965
<b>Doctor:</b>	BLANKE Fabian	GER	24 DEC 1984
<b>Physiotherapist:</b>	STUBNER Thomas	GER	17 FEB 1986

#### Note:

\* Registration date of single players is only shown when different from Initial Registration date

#### Legend:

**D** Defender      **F** Forward      **GK** Goalkeeper      **L** Shoots or catches Left  
**No.** Jersey number      **Pos.** Position      **R** Shoots or catches Right



## Team Roster

Organico della squadra / Composition de l'equipe

**REVISED**  
11 FEB 21:37

As of WED 11 FEB 2026

Initial Registration 10 FEB 2026

### ITA - Italy

No.	Name	Pos.	Shoots/ Catches	Date of Birth	Height m / ft in	Weight kg / lbs	Club	Registration *
6	SEED Jason	D	R	27 JAN 1992	1.85 / 6'1"	88 / 194	HC Bolzano (ITA)	
7	SEGAFREDO Alessandro	F	L	15 SEP 2004	1.85 / 6'1"	90 / 198	GCK Lions Zurich (SUI)	
9	MANTENUTO Daniel	F	L	18 OCT 1997	1.78 / 5'10"	81 / 179	HC Bolzano (ITA)	
10	GAZLEY Dustin	F	R	3 OCT 1988	1.73 / 5'8"	76 / 168	HC Bolzano (ITA)	
11	ZANETTI Marco	F	R	12 MAR 2002	1.75 / 5'9"	72 / 159	HC Lugano (SUI)	
13	BRADLEY Matt	F	R	22 JAN 1997	1.84 / 6'0"	92 / 203	HC Bolzano (ITA)	
18	SARACINO Nicholas	F	L	20 FEB 1992	1.84 / 6'0"	88 / 194	HC Pustertal (ITA)	
19	PETAN Alex	F	R	2 MAY 1992	1.75 / 5'9"	82 / 181	HK Olimpija (SLO)	
20	CLARA Damian	GK	L	13 JAN 2005	2.01 / 6'7"	97 / 214	Brynas IF (SWE)	
21	GLIRA Daniel	D	L	25 MAR 1994	1.86 / 6'1"	87 / 192	HC Pustertal (ITA)	
22	KOSTNER Diego	F	R	5 AUG 1992	1.83 / 6'0"	86 / 190	HC Ambri-Piotta (SUI)	
23	MORINI Giovanni	F	L	2 FEB 1995	1.87 / 6'2"	90 / 198	HC Lugano (SUI)	
27	LARKIN Thomas	D	R	31 DEC 1990	1.96 / 6'5"	100 / 220	Schwenninger Wild Wings (GER)	
34	PURDELLER Tommy	F	R	13 APR 2004	1.81 / 5'11"	88 / 194	HC Pustertal (ITA)	
35	FADANI Davide	GK	L	3 FEB 2001	1.82 / 6'0"	78 / 172	EHC Kloten (SUI)	
36	DIGIACINTO Cristiano	F	L	10 JAN 1996	1.81 / 5'11"	88 / 194	HC Bolzano (ITA)	
37	PIETRONIRO Phil	D	R	27 MAY 1994	1.85 / 6'1"	90 / 198	Rytiri Kladno (CZE)	
53	TRIVELLATO Alex	D	L	5 JAN 1993	1.89 / 6'2"	90 / 198	Schwenninger Wild Wings (GER)	
55	ZANATTA Luca	D	L	15 MAY 1991	1.85 / 6'1"	90 / 198	HC Pustertal (ITA)	
59	VALLINI Gianluca	GK	L	27 OCT 1993	1.85 / 6'1"	85 / 187	HC Bolzano (ITA)	
67	FRYCKLUND Mats	F	L	4 MAY 1993	1.89 / 6'2"	95 / 209	HC Pustertal (ITA)	
77	di TOMASO Gregory	D	R	12 MAR 1996	1.85 / 6'1"	85 / 187	HC Pustertal (ITA)	
88	de LUCA Tommaso	F	L	29 DEC 2004	1.83 / 6'0"	85 / 187	HC Ambri-Piotta (SUI)	
90	di PERNA Dylan	D	R	26 APR 1996	1.88 / 6'2"	98 / 216	HC Bolzano (ITA)	
93	FRIGO Luca	F	L	30 MAY 1993	1.83 / 6'0"	90 / 198	HC Bolzano (ITA)	

**Team Average:** 1.84 / 6'1" 88 / 194

Average Age: 30

**Total:** 22 players and 3 goalkeepers

#### Team Officials:

Function	Name	Citizenship	Date of Birth
<b>Head Coach:</b>	JALONEN Jukka	FIN	2 NOV 1962
<b>Assistant Coach:</b>	de BETTIN Giorgio	ITA	7 AUG 1972
<b>Assistant Coach:</b>	MAIR Stephan	ITA	6 JUN 1967
<b>Team Leader:</b>	BASSO Nicola	ITA	28 MAY 1991
<b>Equipment Manager:</b>	FRASCHIA Luciano	ITA	23 NOV 1967
<b>Doctor:</b>	COSTACURTA Giovanni	ITA	17 FEB 1952
<b>Physiotherapist:</b>	PIAI Andrea	ITA	12 JAN 1989
<b>Physiotherapist:</b>	TONELLI Guido	ITA	26 DEC 1963

#### Note:

\* Registration date of single players is only shown when different from Initial Registration date

#### Legend:

**D** Defender      **F** Forward      **GK** Goalkeeper      **L** Shoots or catches Left  
**No.** Jersey number      **Pos.** Position      **R** Shoots or catches Right

**REVISED**

Revised to correct name of the Head Coach.



## Team Roster

Organico della squadra / Composition de l'equipe  
As of TUE 10 FEB 2026

Initial Registration 10 FEB 2026

### LAT - Latvia

No.	Name	Pos.	Shoots/ Catches	Date of Birth	Height m / ft in	Weight kg / lbs	Club	Registration *
3	SMITS Alberts	D	L	2 DEC 2007	1.93 / 6'4"	93 / 205	Jukurit Mikkeli (FIN)	
9	KRASTENBERGS Renars	F	L	26 DEC 1998	1.83 / 6'0"	87 / 192	HC Olomouc (CZE)	
11	LOCMELIS Dans	F	L	21 JAN 2004	1.85 / 6'1"	81 / 179	Providence Bruins (USA)	
13	BUKARTS Rihards	F	R	31 DEC 1995	1.80 / 5'11"	84 / 185	HC Presov (SVK)	
16	DAUGAVINS Kaspars	F	L	18 MAY 1988	1.83 / 6'0"	102 / 225	Kassel Huskies (GER)	
17	DZIERKALS Martins	F	L	4 APR 1997	1.83 / 6'0"	91 / 201	HC Sparta Prague (CZE)	
21	BALCERS Rudolfs	F	L	8 APR 1997	1.80 / 5'11"	80 / 176	ZSC Lions (SUI)	
22	VILMANIS Sandis	F	L	23 JAN 2004	1.86 / 6'1"	88 / 194	Florida Panthers (USA)	
23	BLUGERS Teodors	F	L	15 AUG 1994	1.86 / 6'1"	86 / 190	Vancouver Canucks (CAN)	
26	BALINSKIS Uvis Janis	D	L	1 AUG 1996	1.85 / 6'1"	90 / 198	Florida Panthers (USA)	
27	CIBULSKIS Oskars	D	L	9 APR 1988	1.88 / 6'2"	94 / 207	Herning Blue Fox (DEN)	
28	GIRGENSONS Zemgus	F	L	5 JAN 1994	1.88 / 6'2"	90 / 198	Tampa Bay Lightning (USA)	
29	FREIBERGS Ralfs	D	L	17 MAY 1991	1.83 / 6'0"	88 / 194	HC Vitkovice Ridera (CZE)	
30	MERZLIKINS Elvis	GK	L	13 APR 1994	1.91 / 6'3"	90 / 198	Columbus Blue Jackets (USA)	
31	SILOVS Arturs	GK	L	22 MAR 2001	1.93 / 6'4"	93 / 205	Pittsburgh Penguins (USA)	
34	TRALMAKS Eduards	F	L	17 FEB 1997	1.93 / 6'4"	100 / 220	Grand Rapids Griffins (USA)	
43	RAVINSKIS Anri	F	L	2 JAN 2003	1.93 / 6'4"	94 / 207	Abbotsford Canucks (CAN)	
50	GUDLEVSKIS Kristers	GK	L	31 JUL 1992	1.92 / 6'4"	97 / 214	Fischtown Pinguins (GER)	
55	MAMCICS Roberts	D	L	6 APR 1995	1.97 / 6'6"	104 / 229	HC Karlovy Vary (CZE)	
71	BUKARTS Roberts	F	R	27 JUN 1990	1.82 / 6'0"	84 / 185	HK Dukla Trencin (SVK)	
72	JAKS Janis	D	R	22 AUG 1995	1.83 / 6'0"	89 / 196	HC Karlovy Vary (CZE)	
77	ZILE Kristaps Roberts	D	L	24 DEC 1997	1.85 / 6'1"	90 / 198	Bili Tygri Liberec (CZE)	
94	RUBINS Kristians	D	L	11 DEC 1997	1.94 / 6'4"	99 / 218	HC Pilsen (CZE)	
95	BATNA Oskars	F	L	7 MAY 1995	1.95 / 6'5"	106 / 234	Pelicans Lahti (FIN)	
97	EGLE Haralds	F	R	11 MAY 1996	1.80 / 5'11"	86 / 190	HC Karlovy Vary (CZE)	

**Team Average:** 1.87 / 6'2" 91 / 201  
Average Age: 29

**Total:** 22 players and 3 goalkeepers

#### Team Officials:

Function	Name	Citizenship	Date of Birth
<b>Head Coach:</b>	VITOLINS Harijs	LAT	30 APR 1968
<b>Assistant Coach:</b>	DARZINS Lauris	LAT	28 JAN 1985
<b>Assistant Coach:</b>	NUMMELIN Timo	FIN	25 NOV 1972
<b>Assistant Coach:</b>	OZOLINS Sandis	LAT	3 AUG 1972
<b>Goalkeeper Coach:</b>	IRBE Arturs	LAT	2 FEB 1967
<b>General Manager:</b>	KALVITIS Rudolfs	LAT	23 MAR 1994
<b>Video Coach:</b>	GROMS Peteris	LAT	15 MAY 1979
<b>Strength and Conditioning Coach:</b>	VISOCKIS Eriks	LAT	21 APR 1990

#### Note:

\* Registration date of single players is only shown when different from Initial Registration date

#### Legend:

**D** Defender      **F** Forward      **GK** Goalkeeper      **L** Shoots or catches Left  
**No.** Jersey number      **Pos.** Position      **R** Shoots or catches Right



## Team Roster

Organico della squadra / Composition de l'equipe  
As of TUE 10 FEB 2026

Initial Registration 10 FEB 2026

### SUI - Switzerland

No.	Name	Pos.	Shoots/ Catches	Date of Birth	Height m / ft in	Weight kg / lbs	Club	Registration *
8	KNAK Simon	F	L	27 JAN 2002	1.86 / 6'1"	92 / 203	HC Davos (SUI)	
9	RIAT Damien	F	R	26 FEB 1997	1.83 / 6'0"	85 / 187	Lausanne HC (SUI)	
13	HISCHIER Nico	F	L	4 JAN 1999	1.86 / 6'1"	91 / 201	New Jersey Devils (USA)	
14	KUKAN Dean	D	L	8 JUL 1993	1.87 / 6'2"	89 / 196	ZSC Lions (SUI)	
17	JAGER Ken	F	R	30 MAY 1998	1.86 / 6'1"	83 / 183	Lausanne HC (SUI)	
20	BERRA Reto	GK	L	3 JAN 1987	1.95 / 6'5"	100 / 220	Fribourg-Gotteron (SUI)	
21	FIALA Kevin	F	L	22 JUL 1996	1.80 / 5'11"	93 / 205	Los Angeles Kings (USA)	
22	NIEDERREITER Nino	F	L	8 SEP 1992	1.88 / 6'2"	99 / 218	Winnipeg Jets (CAN)	
23	KURASHEV Philipp	F	L	12 OCT 1999	1.83 / 6'0"	86 / 190	San Jose Sharks (USA)	
28	MEIER Timo	F	L	8 OCT 1996	1.84 / 6'0"	100 / 220	New Jersey Devils (USA)	
40	SCHMID Akira	GK	L	12 MAY 2000	1.96 / 6'5"	86 / 190	Vegas Golden Knights (USA)	
43	GLAUSER Andrea	D	R	3 APR 1996	1.82 / 6'0"	86 / 190	Fribourg-Gotteron (SUI)	
44	SUTER Pius	F	L	24 MAY 1996	1.80 / 5'11"	80 / 176	St. Louis Blues (USA)	
45	FORA Michael	D	R	30 OCT 1995	1.92 / 6'4"	97 / 214	HC Davos (SUI)	
54	MARTI Christian	D	L	29 MAR 1993	1.90 / 6'3"	98 / 216	ZSC Lions (SUI)	
56	BERNI Tim	D	L	11 FEB 2000	1.83 / 6'0"	87 / 192	Geneve-Servette (SUI)	
62	MALGIN Denis	F	R	18 JAN 1997	1.75 / 5'9"	81 / 179	ZSC Lions (SUI)	
63	GENONI Leonardo	GK	L	28 AUG 1987	1.83 / 6'0"	86 / 190	EV Zug (SUI)	
71	SIEGENTHALER Jonas	D	L	6 MAY 1997	1.89 / 6'2"	99 / 218	New Jersey Devils (USA)	
73	SCHMID Sandro	F	L	3 JUN 2000	1.80 / 5'11"	82 / 181	Fribourg-Gotteron (SUI)	
79	THURKAUF Calvin	F	L	27 JUN 1997	1.88 / 6'2"	97 / 214	HC Lugano (SUI)	
85	ANDRIGHETTO Sven	F	L	21 MAR 1993	1.77 / 5'10"	84 / 185	ZSC Lions (SUI)	
86	MOSER Janis	D	L	6 JUN 2000	1.88 / 6'2"	83 / 183	Tampa Bay Lightning (USA)	
88	BERTSCHY Christoph	F	R	5 APR 1994	1.77 / 5'10"	84 / 185	Fribourg-Gotteron (SUI)	
90	JOSI Roman	D	L	1 JUN 1990	1.87 / 6'2"	91 / 201	Nashville Predators (USA)	

**Team Average:** 1.85 / 6'1" 90 / 198  
Average Age: 29

**Total:** 22 players and 3 goalkeepers

#### Team Officials:

Function	Name	Citizenship	Date of Birth
<b>Head Coach:</b>	FISCHER Patrick	SUI	6 SEP 1975
<b>Assistant Coach:</b>	CADIEUX Jan	SUI	17 MAR 1980
<b>Assistant Coach:</b>	FRANZEN Rikard	SWE	21 MAR 1968
<b>Assistant Coach:</b>	JENNI Marcel	SUI	2 MAR 1974
<b>Equipment Manager:</b>	STEINER Stefan	SUI	26 JUN 1968
<b>Doctor:</b>	KEEL Johannes	SUI	24 JUN 1968
<b>Physiotherapist:</b>	RAMPA Fabio	SUI	21 SEP 1976
<b>Physiotherapist:</b>	RITTER Thomas	SUI	16 MAY 1968

#### Note:

\* Registration date of single players is only shown when different from Initial Registration date

#### Legend:

**D** Defender      **F** Forward      **GK** Goalkeeper      **L** Shoots or catches Left  
**No.** Jersey number      **Pos.** Position      **R** Shoots or catches Right



## Team Roster

Organico della squadra / Composition de l'equipe  
As of TUE 10 FEB 2026

Initial Registration 10 FEB 2026

### SVK - Slovakia

No.	Name	Pos.	Shoots/ Catches	Date of Birth	Height m / ft in	Weight kg / lbs	Club	Registration *
6	CINGEL Lukas	F	L	10 JUN 1992	1.87 / 6'2"	90 / 198	Kometa Brno (CZE)	
8	OKULIAR Oliver	F	L	24 MAY 2000	1.87 / 6'2"	86 / 190	Skelleftea AIK (SWE)	
11	KELEMEN Milos	F	L	6 JUL 1999	1.86 / 6'1"	97 / 214	HC Dynamo Pardubice (CZE)	
14	CERESNAK Peter	D	R	26 JAN 1993	1.91 / 6'3"	98 / 216	HC Dynamo Pardubice (CZE)	
15	DVORSKY Dalibor	F	L	15 JUN 2005	1.86 / 6'1"	93 / 205	St. Louis Blues (USA)	
17	NEMEC Simon	D	R	15 FEB 2004	1.83 / 6'0"	94 / 207	New Jersey Devils (USA)	
20	SLAFKOVSKY Juraj	F	L	30 MAR 2004	1.92 / 6'4"	103 / 227	Montreal Canadiens (CAN)	
21	RUZICKA Adam	F	L	11 MAY 1999	1.94 / 6'4"	104 / 229	Spartak Moscow (RUS)	
23	LISKA Adam	F	L	14 OCT 1999	1.80 / 5'11"	84 / 185	HC Cherepovets (RUS)	
28	GERMAT Martin	D	L	11 APR 1993	1.93 / 6'4"	94 / 207	Lokomotiv Yaroslavl (RUS)	
29	IVAN Michal	D	L	18 NOV 1999	1.85 / 6'1"	90 / 198	Bili Tygri Liberec (CZE)	
30	GAJAN Adam	GK	L	6 MAY 2004	1.91 / 6'3"	82 / 181	Univ. of Minnesota Duluth (USA)	
31	HLAVAJ Samuel	GK	L	29 MAY 2001	1.93 / 6'4"	99 / 218	Iowa Wild (USA)	
33	SKORVANEK Stanislav	GK	L	31 JAN 1996	1.87 / 6'2"	88 / 194	Mountfield HK (CZE)	
34	CEHLARIK Peter	F	L	2 AUG 1995	1.89 / 6'2"	94 / 207	Leksands IF (SWE)	
42	FEHERVARY Martin	D	L	6 OCT 1999	1.87 / 6'2"	95 / 209	Washington Capitals (USA)	
49	TAKAC Samuel	F	L	3 DEC 1991	1.84 / 6'0"	92 / 203	Slovan Bratislava (SVK)	
52	MARINCIN Martin	D	L	18 FEB 1992	1.95 / 6'5"	95 / 209	HC Ocelari Trinec (CZE)	
64	KOCH Patrik	D	L	8 DEC 1996	1.86 / 6'1"	86 / 190	HC Ocelari Trinec (CZE)	
76	POSPISIL Martin	F	L	19 NOV 1999	1.88 / 6'2"	94 / 207	Calgary Flames (CAN)	
79	HUDACEK Libor	F	R	7 SEP 1990	1.77 / 5'10"	80 / 176	HC Ocelari Trinec (CZE)	
81	CERNAK Erik	D	R	28 MAY 1997	1.93 / 6'4"	103 / 227	Tampa Bay Lightning (USA)	
84	REGENDA Pavol	F	L	7 DEC 1999	1.93 / 6'4"	102 / 225	San Jose Sharks (USA)	
90	TATAR Tomas	F	L	1 DEC 1990	1.78 / 5'10"	82 / 181	EV Zug (SUI)	
91	SUKEL Matus	F	L	23 JAN 1996	1.76 / 5'9"	77 / 170	HC Litvinov (CZE)	

**Team Average:** 1.87 / 6'2" 92 / 203  
Average Age: 28

**Total:** 22 players and 3 goalkeepers

#### Team Officials:

Function	Name	Citizenship	Date of Birth
<b>Head Coach:</b>	ORSZAGH Vladimir	SVK	24 MAY 1977
<b>Assistant Coach:</b>	FRUHAUF Peter	SVK	15 AUG 1982
<b>Assistant Coach:</b>	PARDAVY Jan	SVK	8 SEP 1971
<b>Assistant Coach:</b>	WOODCROFT Todd	USA	15 AUG 1972
<b>Goalkeeper Coach:</b>	LASAK Jan	SVK	10 APR 1979
<b>General Manager:</b>	SATAN Miroslav	SVK	22 OCT 1974
<b>Equipment Manager:</b>	STOPKA Juraj	SVK	18 SEP 1986
<b>Doctor:</b>	LAUKO Pavol	SVK	1 AUG 1972

#### Note:

\* Registration date of single players is only shown when different from Initial Registration date

#### Legend:

**D** Defender      **F** Forward      **GK** Goalkeeper      **L** Shoots or catches Left  
**No.** Jersey number      **Pos.** Position      **R** Shoots or catches Right



## Team Roster

Organico della squadra / Composition de l'equipe  
As of TUE 10 FEB 2026

Initial Registration 10 FEB 2026

### SWE - Sweden

No.	Name	Pos.	Shoots/ Catches	Date of Birth	Height m / ft in	Weight kg / lbs	Club	Registration *
3	EKMÁN-LARSSON Oliver	D	L	17 JUL 1991	1.87 / 6'2"	92 / 203	Toronto Maple Leafs (CAN)	
4	ANDERSSON Rasmus	D	R	27 OCT 1996	1.85 / 6'1"	92 / 203	Vegas Golden Knights (USA)	
6	BROBERG Philip	D	L	25 JUN 2001	1.90 / 6'3"	92 / 203	St. Louis Blues (USA)	
9	FORSBERG Filip	F	R	13 AUG 1994	1.85 / 6'1"	93 / 205	Nashville Predators (USA)	
10	WENNBERG Alexander	F	L	22 SEP 1994	1.88 / 6'2"	85 / 187	San Jose Sharks (USA)	
14	ERIKSSON EK Joel	F	L	29 JAN 1997	1.90 / 6'3"	95 / 209	Minnesota Wild (USA)	
19	KEMPE Adrian	F	L	13 SEP 1996	1.90 / 6'3"	90 / 198	Los Angeles Kings (USA)	
23	RAYMOND Lucas	F	R	28 MAR 2002	1.83 / 6'0"	85 / 187	Detroit Red Wings (USA)	
25	MARKSTROM Jacob	GK	L	31 JAN 1990	1.96 / 6'5"	93 / 205	New Jersey Devils (USA)	
26	DAHLIN Rasmus	D	L	13 APR 2000	1.90 / 6'3"	94 / 207	Buffalo Sabres (USA)	
27	LINDHOLM Hampus	D	L	20 JAN 1994	1.93 / 6'4"	100 / 220	Boston Bruins (USA)	
28	LINDHOLM Elias	F	R	2 DEC 1994	1.83 / 6'0"	92 / 203	Boston Bruins (USA)	
29	HOLMBERG Pontus	F	L	9 MAR 1999	1.82 / 6'0"	89 / 196	Tampa Bay Lightning (USA)	
30	WALLSTEDT Jesper	GK	L	14 NOV 2002	1.91 / 6'3"	97 / 214	Minnesota Wild (USA)	
32	GUSTAVSSON Filip	GK	L	7 JUN 1998	1.88 / 6'2"	90 / 198	Minnesota Wild (USA)	
40	PETTERSSON Elias	F	L	12 NOV 1998	1.88 / 6'2"	80 / 176	Vancouver Canucks (CAN)	
42	FORSLING Gustav	D	L	12 JUN 1996	1.82 / 6'0"	90 / 198	Florida Panthers (USA)	
63	BRATT Jesper	F	L	30 JUL 1998	1.79 / 5'10"	81 / 179	New Jersey Devils (USA)	
65	KARLSSON Erik	D	R	31 MAY 1990	1.81 / 5'11"	79 / 174	Pittsburgh Penguins (USA)	
67	RAKELL Rickard	F	R	5 MAY 1993	1.86 / 6'1"	92 / 203	Pittsburgh Penguins (USA)	
77	HEDMAN Victor	D	L	18 DEC 1990	1.98 / 6'6"	110 / 243	Tampa Bay Lightning (USA)	
88	NYLANDER William	F	R	1 MAY 1996	1.83 / 6'0"	86 / 190	Toronto Maple Leafs (CAN)	
90	JOHANSSON Marcus	F	L	6 OCT 1990	1.85 / 6'1"	95 / 209	Minnesota Wild (USA)	
92	LANDESKOG Gabriel	F	L	23 NOV 1992	1.85 / 6'1"	92 / 203	Colorado Avalanche (USA)	
93	ZIBANEJAD Mika	F	R	18 APR 1993	1.88 / 6'2"	92 / 203	New York Rangers (USA)	

**Team Average:** 1.87 / 6'2" 91 / 201  
Average Age: 30

**Total:** 22 players and 3 goalkeepers

#### Team Officials:

Function	Name	Citizenship	Date of Birth
<b>Head Coach:</b>	HALLAM Sam	SWE	15 JUL 1979
<b>Assistant Coach:</b>	KLOCKARE Stefan	SWE	30 MAY 1972
<b>Assistant Coach:</b>	SORENSEN Anders	SWE	11 MAY 1975
<b>General Manager:</b>	BOUMEDIENNE Josef	SWE	12 JAN 1978
<b>Team Leader:</b>	LUNDBY Martin	SWE	2 JUL 1985
<b>Equipment Manager:</b>	KELLERSTAM Anders	SWE	12 MAR 1960
<b>Doctor:</b>	KALMAN Jonas	SWE	7 JAN 1978
<b>Team Staff:</b>	STEEN Alexander	SWE	1 MAR 1984

#### Note:

\* Registration date of single players is only shown when different from Initial Registration date

#### Legend:

**D** Defender      **F** Forward      **GK** Goalkeeper      **L** Shoots or catches Left  
**No.** Jersey number      **Pos.** Position      **R** Shoots or catches Right



## Team Roster

Organico della squadra / Composition de l'equipe  
As of TUE 10 FEB 2026

Initial Registration 10 FEB 2026

### USA - United States of America

No.	Name	Pos.	Shoots/ Catches	Date of Birth	Height m / ft in	Weight kg / lbs	Club	Registration *
1	SWAYMAN Jeremy	GK	L	24 NOV 1998	1.91 / 6'3"	88 / 194	Boston Bruins (USA)	
2	LaCOMBE Jackson	D	L	9 JAN 2001	1.88 / 6'2"	93 / 205	Anaheim Ducks (USA)	
7	TKACHUK Brady	F	L	16 SEP 1999	1.93 / 6'4"	102 / 225	Ottawa Senators (CAN)	
8	WERENSKI Zach	D	L	19 JUL 1997	1.88 / 6'2"	98 / 216	Columbus Blue Jackets (USA)	
9	EICHEL Jack	F	R	28 OCT 1996	1.88 / 6'2"	94 / 207	Vegas Golden Knights (USA)	
10	MILLER JT	F	L	14 MAR 1993	1.85 / 6'1"	95 / 209	New York Rangers (USA)	
12	BOLDY Matt	F	L	5 APR 2001	1.88 / 6'2"	91 / 201	Minnesota Wild (USA)	
14	FABER Brock	D	R	22 AUG 2002	1.85 / 6'1"	91 / 201	Minnesota Wild (USA)	
15	HANIFIN Noah	D	L	25 JAN 1997	1.91 / 6'3"	93 / 205	Vegas Golden Knights (USA)	
16	TROCHECK Vincent	F	R	11 JUL 1993	1.80 / 5'11"	85 / 187	New York Rangers (USA)	
19	TKACHUK Matthew	F	L	11 DEC 1997	1.88 / 6'2"	91 / 201	Florida Panthers (USA)	
21	LARKIN Dylan	F	L	30 JUL 1996	1.85 / 6'1"	93 / 205	Detroit Red Wings (USA)	
25	McAVOY Charlie	D	R	21 DEC 1997	1.85 / 6'1"	95 / 209	Boston Bruins (USA)	
29	NELSON Brock	F	L	15 OCT 1991	1.93 / 6'4"	93 / 205	Colorado Avalanche (USA)	
30	OETTINGER Jake	GK	L	18 DEC 1998	1.98 / 6'6"	102 / 225	Dallas Stars (USA)	
34	MATTHEWS Auston	F	L	17 SEP 1997	1.91 / 6'3"	98 / 216	Toronto Maple Leafs (CAN)	
37	HELLEBUYCK Connor	GK	L	19 MAY 1993	1.93 / 6'4"	94 / 207	Winnipeg Jets (CAN)	
43	HUGHES Quinn	D	L	14 OCT 1999	1.78 / 5'10"	82 / 181	Minnesota Wild (USA)	
59	GUENTZEL Jake	F	L	6 OCT 1994	1.80 / 5'11"	82 / 181	Tampa Bay Lightning (USA)	
72	THOMPSON Tage	F	R	30 OCT 1997	1.98 / 6'6"	100 / 220	Buffalo Sabres (USA)	
74	SLAVIN Jaccob	D	L	1 MAY 1994	1.91 / 6'3"	94 / 207	Carolina Hurricanes (USA)	
81	CONNOR Kyle	F	L	9 DEC 1996	1.85 / 6'1"	83 / 183	Winnipeg Jets (CAN)	
85	SANDERSON Jake	D	L	8 JUL 2002	1.88 / 6'2"	92 / 203	Ottawa Senators (CAN)	
86	HUGHES Jack	F	L	14 MAY 2001	1.80 / 5'11"	80 / 176	New Jersey Devils (USA)	
91	KELLER Clayton	F	L	29 JUL 1998	1.78 / 5'10"	79 / 174	Utah Mammoth (USA)	

**Team Average:** 1.88 / 6'2" 92 / 203  
Average Age: 28

**Total:** 22 players and 3 goalkeepers

#### Team Officials:

Function	Name	Citizenship	Date of Birth
<b>Head Coach:</b>	SULLIVAN Mike	USA	27 FEB 1968
<b>Assistant Coach:</b>	HYNES John	USA	10 FEB 1975
<b>Assistant Coach:</b>	QUINN David	USA	30 JUL 1966
<b>Assistant Coach:</b>	TORTORELLA John Francis	USA	24 JUN 1958
<b>Equipment Manager:</b>	RICHARDS Teddy	USA	16 DEC 1982
<b>Equipment Manager:</b>	SCOPPETTO Chris	USA	8 FEB 1974
<b>Doctor:</b>	BOYD Joel	USA	31 DEC 1957
<b>Physiotherapist:</b>	WORLEY John	USA	22 JUL 1958

#### Note:

\* Registration date of single players is only shown when different from Initial Registration date

#### Legend:

**D** Defender      **F** Forward      **GK** Goalkeeper      **L** Shoots or catches Left  
**No.** Jersey number      **Pos.** Position      **R** Shoots or catches Right



**Competition Schedule**  
Calendario delle gare / Horaire des competitions  
As of FRI 20 FEB 2026

Date	Start Time	Game	Location
WED 11 FEB	16:40	Preliminary Round - Group B, Game 1 SVK vs FIN	Milano Santagiulia IHO Arena
	21:10	Preliminary Round - Group B, Game 2 SWE vs ITA	Milano Santagiulia IHO Arena
THU 12 FEB	12:10	Preliminary Round - Group A, Game 3 SUI vs FRA	Milano Santagiulia IHO Arena
	16:40	Preliminary Round - Group A, Game 4 CZE vs CAN	Milano Santagiulia IHO Arena
	21:10	Preliminary Round - Group C, Game 5 LAT vs USA	Milano Santagiulia IHO Arena
	21:10	Preliminary Round - Group C, Game 6 GER vs DEN	Milano Rho Ice Hockey Arena
FRI 13 FEB	12:10	Preliminary Round - Group B, Game 7 FIN vs SWE	Milano Santagiulia IHO Arena
	12:10	Preliminary Round - Group B, Game 8 ITA vs SVK	Milano Rho Ice Hockey Arena
	16:40	Preliminary Round - Group A, Game 9 FRA vs CZE	Milano Santagiulia IHO Arena
	21:10	Preliminary Round - Group A, Game 10 CAN vs SUI	Milano Santagiulia IHO Arena
SAT 14 FEB	12:10	Preliminary Round - Group B, Game 11 SWE vs SVK	Milano Santagiulia IHO Arena
	12:10	Preliminary Round - Group C, Game 12 GER vs LAT	Milano Rho Ice Hockey Arena
	16:40	Preliminary Round - Group B, Game 13 FIN vs ITA	Milano Santagiulia IHO Arena
	21:10	Preliminary Round - Group C, Game 14 USA vs DEN	Milano Santagiulia IHO Arena
SUN 15 FEB	12:10	Preliminary Round - Group A, Game 15 SUI vs CZE	Milano Santagiulia IHO Arena
	16:40	Preliminary Round - Group A, Game 16 CAN vs FRA	Milano Santagiulia IHO Arena
	19:10	Preliminary Round - Group C, Game 17 DEN vs LAT	Milano Rho Ice Hockey Arena
	21:10	Preliminary Round - Group C, Game 18 USA vs GER	Milano Santagiulia IHO Arena
TUE 17 FEB	12:10	Qualification Play-off, Game 19 GER vs FRA	Milano Santagiulia IHO Arena
	12:10	Qualification Play-off, Game 20 SUI vs ITA	Milano Rho Ice Hockey Arena
	16:40	Qualification Play-off, Game 21 CZE vs DEN	Milano Santagiulia IHO Arena
	21:10	Qualification Play-off, Game 22 SWE vs LAT	Milano Santagiulia IHO Arena
WED 18 FEB	12:10	Quarterfinals, Game 23 SVK vs GER	Milano Santagiulia IHO Arena
	16:40	Quarterfinals, Game 24 CAN vs CZE	Milano Santagiulia IHO Arena
	18:10	Quarterfinals, Game 25 FIN vs SUI	Milano Rho Ice Hockey Arena
	21:10	Quarterfinals, Game 26 USA vs SWE	Milano Santagiulia IHO Arena
FRI 20 FEB	16:40	Semifinals, Game 27 CAN vs FIN	Milano Santagiulia IHO Arena
	21:10	Semifinals, Game 28 USA vs SVK	Milano Santagiulia IHO Arena
SAT 21 FEB	20:40	Bronze Medal Game, Game 29 SVK vs FIN	Milano Santagiulia IHO Arena
SUN 22 FEB	14:10	Gold Medal Game, Game 30 CAN vs USA	Milano Santagiulia IHO Arena



**Tournament Progress**  
Andamento del torneo / Evolution du tournoi  
As of SUN 15 FEB 2026

Game	Group	Date	Time	Teams	Results	1	2	3	OT	SO	Venue
1	B	WED 11 FEB	16:40	SVK - FIN	4 - 1	1 - 0	0 - 1	3 - 0			Milano Santagiulia IHO
2	B	WED 11 FEB	21:10	SWE - ITA	5 - 2	2 - 1	1 - 1	2 - 0			Milano Santagiulia IHO
3	A	THU 12 FEB	12:10	SUI - FRA	4 - 0	2 - 0	0 - 0	2 - 0			Milano Santagiulia IHO
4	A	THU 12 FEB	16:40	CZE - CAN	0 - 5	0 - 1	0 - 2	0 - 2			Milano Santagiulia IHO
5	C	THU 12 FEB	21:10	LAT - USA	1 - 5	1 - 1	0 - 3	0 - 1			Milano Santagiulia IHO
6	C	THU 12 FEB	21:10	GER - DEN	3 - 1	1 - 1	2 - 0	0 - 0			Milano Rho Ice Hockey
7	B	FRI 13 FEB	12:10	FIN - SWE	4 - 1	2 - 0	1 - 1	1 - 0			Milano Santagiulia IHO
8	B	FRI 13 FEB	12:10	ITA - SVK	2 - 3	0 - 0	1 - 2	1 - 1			Milano Rho Ice Hockey
9	A	FRI 13 FEB	16:40	FRA - CZE	3 - 6	0 - 2	3 - 2	0 - 2			Milano Santagiulia IHO
10	A	FRI 13 FEB	21:10	CAN - SUI	5 - 1	2 - 1	1 - 0	2 - 0			Milano Santagiulia IHO
11	B	SAT 14 FEB	12:10	SWE - SVK	5 - 3	1 - 1	2 - 1	2 - 1			Milano Santagiulia IHO
12	C	SAT 14 FEB	12:10	GER - LAT	3 - 4	2 - 1	0 - 1	1 - 2			Milano Rho Ice Hockey
13	B	SAT 14 FEB	16:40	FIN - ITA	11 - 0	3 - 0	3 - 0	5 - 0			Milano Santagiulia IHO
14	C	SAT 14 FEB	21:10	USA - DEN	6 - 3	1 - 2	3 - 1	2 - 0			Milano Santagiulia IHO
15	A	SUN 15 FEB	12:10	SUI - CZE	4 - 3	0 - 1	2 - 0	1 - 2	1 - 0		Milano Santagiulia IHO
16	A	SUN 15 FEB	16:40	CAN - FRA	10 - 2	3 - 1	3 - 0	4 - 1			Milano Santagiulia IHO
17	C	SUN 15 FEB	19:10	DEN - LAT	4 - 2	3 - 1	0 - 1	1 - 0			Milano Rho Ice Hockey
18	C	SUN 15 FEB	21:10	USA - GER	5 - 1	1 - 0	2 - 0	2 - 1			Milano Santagiulia IHO

**Group A**

Rank	Team	GP	W	OTW	OTL	L	GDF	GF	GA	PTS
1	CAN	3	3	0	0	0	+17	20 : 3		9
2	SUI	3	1	1	0	1	+1	9 : 8		5
3	CZE	3	1	0	1	1	-3	9 : 12		4
4	FRA	3	0	0	0	3	-15	5 : 20		0

**Group B**

Rank	Team	GP	W	OTW	OTL	L	GDF	GF	GA	PTS
1	SVK	3	2	0	0	1	+2	10 : 8		6
2	FIN	3	2	0	0	1	+11	16 : 5		6
3	SWE	3	2	0	0	1	+2	11 : 9		6
4	ITA	3	0	0	0	3	-15	4 : 19		0

**Group C**

Rank	Team	GP	W	OTW	OTL	L	GDF	GF	GA	PTS
1	USA	3	3	0	0	0	+11	16 : 5		9
2	GER	3	1	0	0	2	-3	7 : 10		3
3	DEN	3	1	0	0	2	-3	8 : 11		3
4	LAT	3	1	0	0	2	-5	7 : 12		3

**Preliminary Round  
Combined Ranking**

Rank	Team	GR	PTS	GDF	GF	S
1D	CAN	1	9	+17	20	1
2D	USA	1	9	+11	16	3
3D	SVK	1	6	+2	10	8
4D	FIN	2	6	+11	16	2
5D	SUI	2	5	+1	9	6
6D	GER	2	3	-3	7	4
7D	SWE	3	6	+2	11	5
8D	CZE	3	4	-3	9	7
9D	DEN	3	3	-3	8	10
10D	LAT	4	3	-5	7	9
11D	FRA	4	0	-15	5	11
12D	ITA	4	0	-15	4	12

**Note:**

Teams in each group are ranked by points (PTS). Any ties are broken according to IIHF regulations.

**Legend:**

<b>1</b> 1st period	<b>2</b> 2nd period	<b>3</b> 3rd period	<b>GA</b> Goals against	<b>GDF</b> Goal difference
<b>GF</b> Goals for	<b>GP</b> Games played	<b>GR</b> Group rank	<b>L</b> Losses	<b>nD</b> Final rank for preliminary round
<b>OT</b> Overtime	<b>OTL</b> Overtime losses	<b>OTW</b> Overtime wins	<b>PTS</b> Points	<b>S</b> Pre-competition seeding
<b>SO</b> Shootout	<b>W</b> Wins			



## Line-Ups

Formazioni / Composition des equipes

### SVK - FIN

#### Referees

27 FURLATT Eric (CAN), 17 MacFARLANE Sean (USA)

#### Goalkeepers

Team: SVK

##### No. Name

31 HLAVAJ Samuel  
33 SKORVANEK Stanislav

#### Team Line-ups

Team: SVK (Blue)

##### No. Pos. Name

17 D	NEMEC Simon
42 D	FEHERVARY Martin +A
20 F	SLAFKOVSKY Juraj
21 F	RUZICKA Adam
90 F	TATAR Tomas +C
28 D	GERNAT Martin
81 D	CERNAK Erik +A
11 F	KELEMEN Milos
76 F	POSPISIL Martin
84 F	REGENDA Pavol
14 D	CERESNAK Peter
52 D	MARINCIN Martin
15 F	DVORSKY Dalibor
23 F	LISKA Adam
79 F	HUDACEK Libor
29 D	IVAN Michal
8 F	OKULIAR Oliver
49 F	TAKAC Samuel
91 F	SUKEL Matus
6 F	CINGEL Lukas

Head Coach: ORSZAGH Vladimir

#### NOT DRESSED:

30 GK GAJAN Adam  
34 F CEHLARIK Peter  
64 D KOCH Patrik

#### Linespersons

81 DAISY Ryan (USA), 80 WYONZEK Tarrington (CAN)

Team: FIN

##### No. Name

32 LANKINEN Kevin  
74 SAROS Juuse

Team: FIN (White)

##### No. Pos. Name

23 D	LINDELL Esa
41 D	HEISKANEN Miro
24 F	HINTZ Roope
64 F	GRANLUND Mikael +C
96 F	RANTANEN Mikko +A
55 D	RISTOLAINEN Rasmus
77 D	MIKKOLA Niko
20 F	AHO Sebastian +A
62 F	LEHKONEN Artturi
86 F	TERAVAINEN Teuvo
3 D	MAATTA Olli
10 D	JOKIHARJU Henri
15 F	LUNDELL Anton
27 F	LUOSTARINEN Eetu
84 F	KAKKO Kaapo
4 D	LEHTONEN Mikko
28 F	TOLVANEN Eeli
40 F	ARMIA Joel
56 F	HAULA Erik
94 F	KIVIRANTA Joel

Head Coach: PENNANEN Antti

#### NOT DRESSED:

33 D MATINPALO Nikolas  
70 GK KORPISALO Joonas  
91 F KAPANEN Oliver

#### Legend:

<b>+A</b>	Alternate Captain	<b>+C</b>	Captain	<b>D</b>	Defender	<b>F</b>	Forward
<b>No.</b>	Jersey number	<b>Pos.</b>	Position				



## Graphical Line-ups

Schema grafico formazioni / Alignments

### SVK - FIN

#### Referees

27 FURLATT Eric (CAN), 17 MacFARLANE Sean (USA)

#### Linespersons

81 DAISY Ryan (USA), 80 WYONZEK Tarrington (CAN)

Team: SVK - Slovakia (Blue)

Head Coach: ORSZAGH Vladimir

S1 31 HLAVAJ Samuel		
33 SKORVANEK Stanislav		
S4 20 SLAFKOVSKY Juraj	S5 21 RUZICKA Adam	S6 90 TATAR Tomas +C
S3 42 FEHERVARY Martin +A	S2 17 NEMEC Simon	
11 KELEMEN Milos	76 POSPISIL Martin	84 REGENDA Pavol
28 GERNAT Martin		81 CERNAK Erik +A
23 LISKA Adam	15 DVORSKY Dalibor	79 HUDACEK Libor
52 MARINCIN Martin		14 CERESNAK Peter
49 TAKAC Samuel	91 SUKEL Matus	8 OKULIAR Oliver
29 IVAN Michal		
	6 CINGEL Lukas	

Team: FIN - Finland (White)

Head Coach: PENNANEN Antti

S1 74 SAROS Juuse		
32 LANKINEN Kevin		
64 GRANLUND Mikael +C	24 HINTZ Roope	96 RANTANEN Mikko +A
41 HEISKANEN Miro		23 LINDELL Esa
62 LEHKONEN Artturi	20 AHO Sebastian +A	86 TERAIVAINEN Teuvo
S3 77 MIKKOLA Niko	S2 55 RISTOLAINEN Rasmus	
S5 27 LUOSTARINEN Eetu	S4 15 LUNDELL Anton	S6 84 KAKKO Kaapo
3 MAATTA Olli		10 JOKIHARJU Henri
28 TOLVANEN Eeli	56 HAULA Erik	40 ARMIA Joel
4 LEHTONEN Mikko		
94 KIVIRANTA Joel		

#### Legend:

+A Alternate Captain      +C Captain      Sn Starting position



## Game Summary

Tabella riassuntiva partita / Resume du match

**SVK - FIN 4 - 1 (1 - 0, 0 - 1, 3 - 0)**

Spectators	Referees	Linespersons
11025	27 FURLATT Eric (CAN) , 17 MacFARLANE Sean (USA)	81 DAISY Ryan (USA) , 80 WYONZEK Tarrington (CAN)

### Team Statistics

Period	Score	SVS	SOG	PIM	TPP	PPG	SHG
1	1 : 0	18 : 4	5 : 18	2 : 2	0:00 : 2:00	0 : 0	0 : 0
2	0 : 1	14 : 11	11 : 15	2 : 0	2:00 : 2:00	0 : 0	0 : 0
3	3 : 0	7 : 6	9 : 7	0 : 2	0:46 : 0:00	1 : 0	0 : 0
<b>Total</b>	<b>4 : 1</b>	<b>39 : 21</b>	<b>25 : 40</b>	<b>4 : 4</b>	<b>2:46 : 4:00</b>	<b>1 : 0</b>	<b>0 : 0</b>

### 1st Period

Action	Time	ET/Res	Team	Type	No.	Name	(G) Name of Assistant(s) / Action Description
GK	00:00		SVK		31	HLAVAJ S	- Goalkeeper in
GK	00:00		FIN		74	SAROS J	- Goalkeeper in
<b>Goal</b>	<b>07:45</b>	<b>1 : 0</b>	<b>SVK</b>	<b>EQ</b>	<b>20</b>	<b>SLAFKOVSKY J</b>	(1) On Ice SVK 31 14 20 21 29 90 FIN 74 4 10 24 64 96
Penalty	13:18	15:18	SVK	2 min.	90	TATAR T	- Tripping
Penalty	20:00	22:00	FIN	2 min.	40	ARMIA J	- Roughing

### 2nd Period

Action	Time	ET/Res	Team	Type	No.	Name	(G) Name of Assistant(s) / Action Description
Penalty	22:13	24:13	SVK	2 min.	91	SUKEL M	- Holding
<b>Goal</b>	<b>24:15</b>	<b>1 : 1</b>	<b>FIN</b>	<b>EQ</b>	<b>28</b>	<b>TOLVANEN E</b>	(1) 40 ARMIA J On Ice SVK 31 6 23 42 81 91 62 LEHKONEN A FIN 74 4 28 40 62 86

### 3rd Period

Action	Time	ET/Res	Team	Type	No.	Name	(G) Name of Assistant(s) / Action Description
<b>Goal</b>	<b>47:20</b>	<b>2 : 1</b>	<b>SVK</b>	<b>EQ</b>	<b>15</b>	<b>DVORSKY D</b>	(1) 28 GERNAT M On Ice SVK 31 15 23 28 79 81 23 LISKA A FIN 74 20 23 41 62 86
Penalty	49:44	50:30	FIN	2 min.	41	HEISKANEN M	- Delaying the Game
<b>Goal</b>	<b>50:30</b>	<b>3 : 1</b>	<b>SVK</b>	<b>PP1</b>	<b>20</b>	<b>SLAFKOVSKY J</b>	(2) 17 NEMEC S On Ice SVK 31 15 17 20 79 90 15 DVORSKY D FIN 74 20 23 77 86 *
GK	55:35		FIN				74 SAROS J - Goalkeeper out
GK	55:43		FIN		74	SAROS J	- Goalkeeper in
GK	56:19		FIN				74 SAROS J - Goalkeeper out
GK	56:20		FIN		74	SAROS J	- Goalkeeper in
GK	56:37		FIN				74 SAROS J - Goalkeeper out
<b>Goal</b>	<b>57:39</b>	<b>4 : 1</b>	<b>SVK</b>	<b>EQ</b>	<b>21</b>	<b>RUZICKA A</b>	(1) 90 TATAR T On Ice SVK 31 20 21 28 81 90 20 SLAFKOVSKY J FIN 20 24 41 62 64 96
GK	57:39		FIN		74	SAROS J	- Goalkeeper in
GK	60:00		SVK				31 HLAVAJ S - Goalkeeper out
GK	60:00		FIN				74 SAROS J - Goalkeeper out

### Goalkeeper Records

Team : SVK - Slovakia

No.	Name	SOG	SVS	MIP
31	HLAVAJ Samuel	40	39	60:00
33	SKORVANEK Stanislav			

Team : FIN - Finland

No.	Name	SOG	SVS	MIP
74	SAROS Juuse	24	21	58:49
32	LANKINEN Kevin			

### Game Statistics

Team : SVK (Blue)

Head Coach : ORSZAGH Vladimir

No.	Pos.	Name	Shots on Goal							Time on Ice												
			G	A	P	PIM	FO+	FO-	FO+/-	FO%	1	2	3	OT	TS	+/-	1	2	3	OT	TOT	SHF
17	D	NEMEC Simon	0	1	1	0	0	0	0	0.00	0	3	1	4	0	9:38	7:49	7:29		24:56	29	0:51
20	F	SLAFKOVSKY Juraj	2	1	3	0	0	0	0	0.00	2	1	1	4	+2	6:06	7:21	6:40		20:07	26	0:46
21	F	RUZICKA Adam	1	0	1	0	9	13	-4	40.91	0	0	1	1	+2	5:23	8:04	5:44		19:11	26	0:44
42	D	FEHERVARY Martin +A	0	0	0	0	0	0	0	0.00	0	2	0	2	-1	8:50	5:57	7:16		22:03	31	0:42





Legend:			
<b>(G)</b> Goals in tournament	<b>*</b> Does not count for Plus/minus	<b>+/-</b> Plus/minus net	<b>+A</b> Alternate Captain
<b>+C</b> Captain	<b>A</b> Assists	<b>AVG</b> Average time on ice / shift	<b>D</b> Defender
<b>ENG</b> Empty net goal	<b>EQ</b> Equal strength	<b>ET/Res</b> Penalty end time/Result of game	<b>F</b> Forward
<b>FO%</b> % Face-offs won	<b>FO+</b> Face-offs won	<b>FO-</b> Face-offs lost	<b>FO+/-</b> Face-offs net
<b>G</b> Goals	<b>GA</b> Goals against	<b>GDF</b> Goal difference	<b>GF</b> Goals for
<b>GK</b> Goalkeeper	<b>GP</b> Games played	<b>L</b> Losses	<b>MIP</b> Minutes in play (GK)
<b>No.</b> Jersey number	<b>OT</b> Overtime	<b>OTL</b> Overtime losses	<b>OTW</b> Overtime wins
<b>P</b> Points	<b>PIM</b> Penalties in minutes	<b>Pos.</b> Position	<b>PP1</b> Power play - 1 player
<b>PPG</b> Power play goals	<b>PTS</b> Points	<b>R</b> Rank	<b>SHF</b> Number of shifts
<b>SHG</b> Shorthanded goals	<b>SOG</b> Shots on goal	<b>SVS</b> Saves	<b>TOT</b> Total
<b>TPP</b> Time on power play	<b>TS</b> Total shots	<b>W</b> Wins	



### Shot Chart


Tabella azioni di tiro / Analyse des tirs

SVK - FIN

Shots by SVK

Goal (o): 1 Save (+): 4

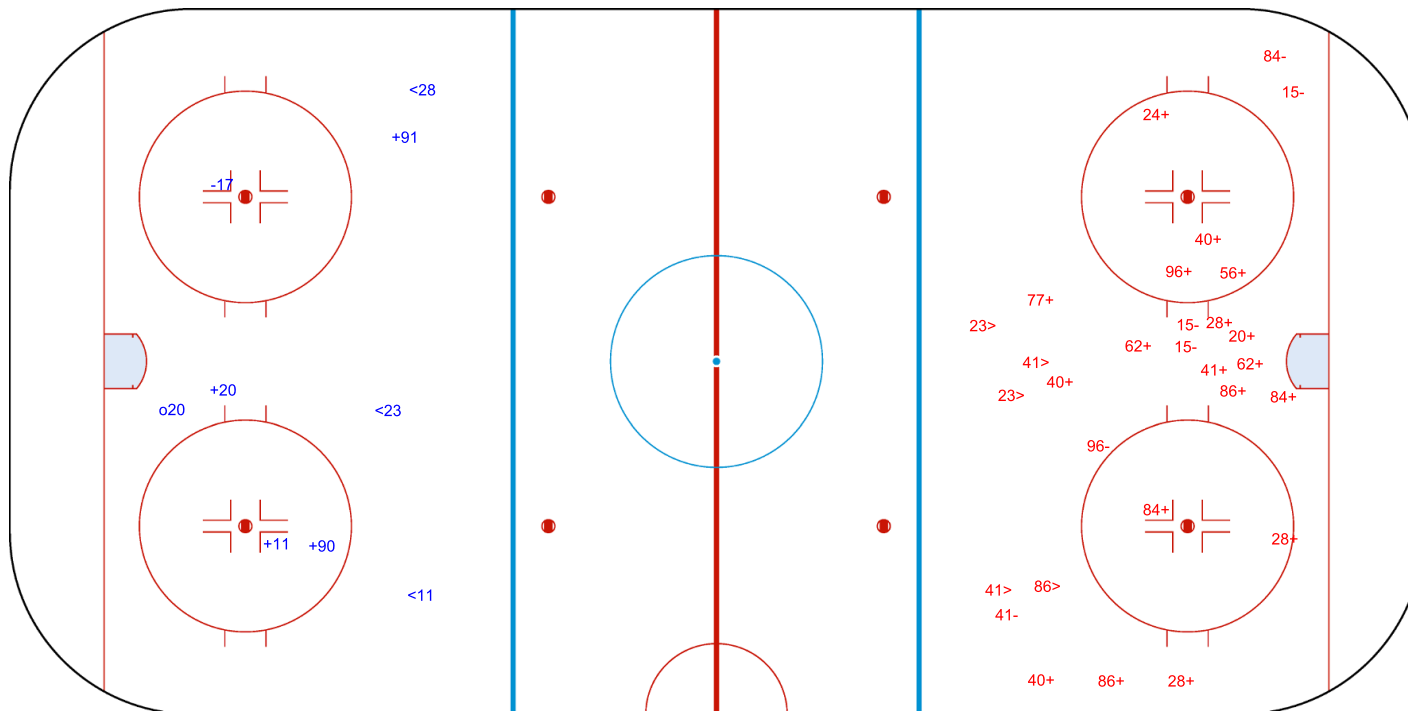
Block (<): 3 Miss (-): 1



GK 74 of FIN



1st Period



Shots by FIN

Goal (o): 0 Save (+): 18

Block (>): 5 Miss (-): 6



GK 31 of SVK




Shots by FIN

Goal (o): 1

Block (<): 5

Save (+): 14

Miss (-): 2



GK 31 of SVK



2nd Period



Shots by SVK

Goal (o): 0

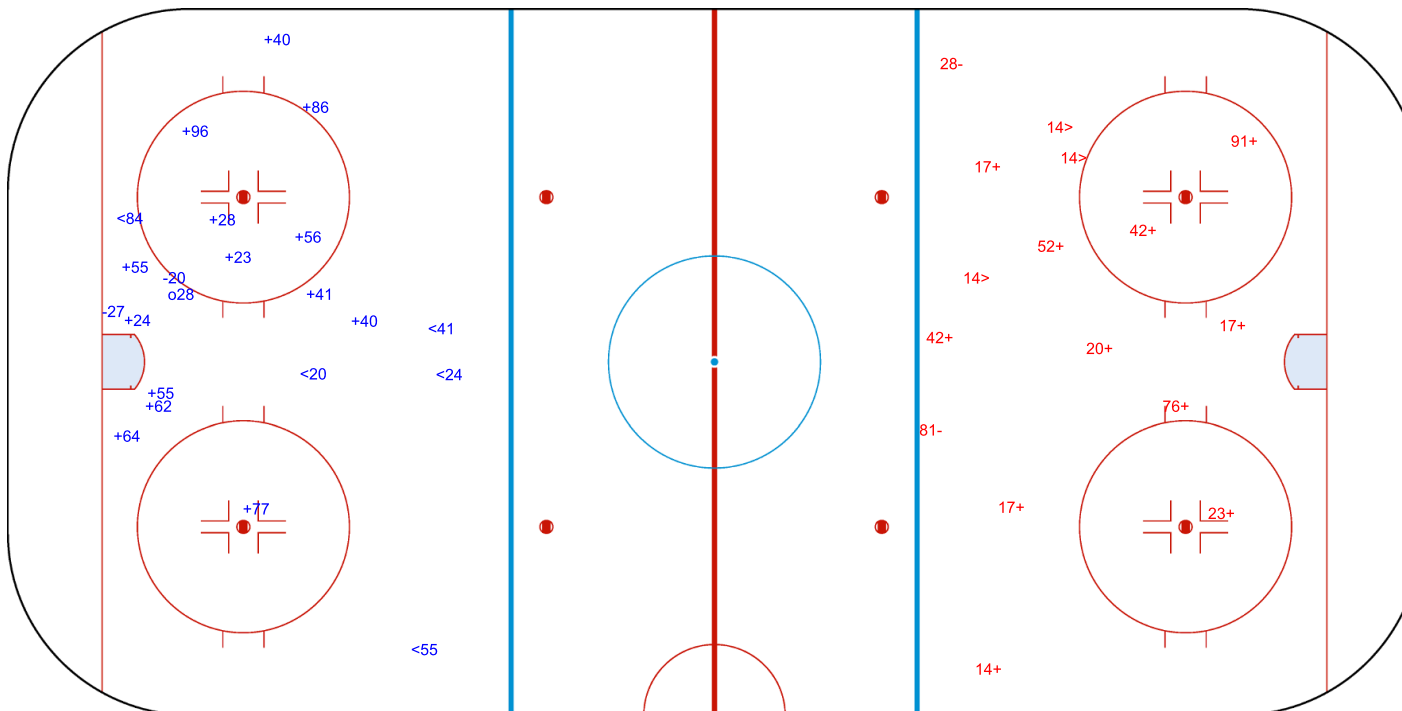
Block (>): 3

Save (+): 11

Miss (-): 2



GK 74 of FIN





Shots by SVK  
Goal (o): 3  
Block (<): 6  
Save (+): 6  
Miss (-): 0

o205

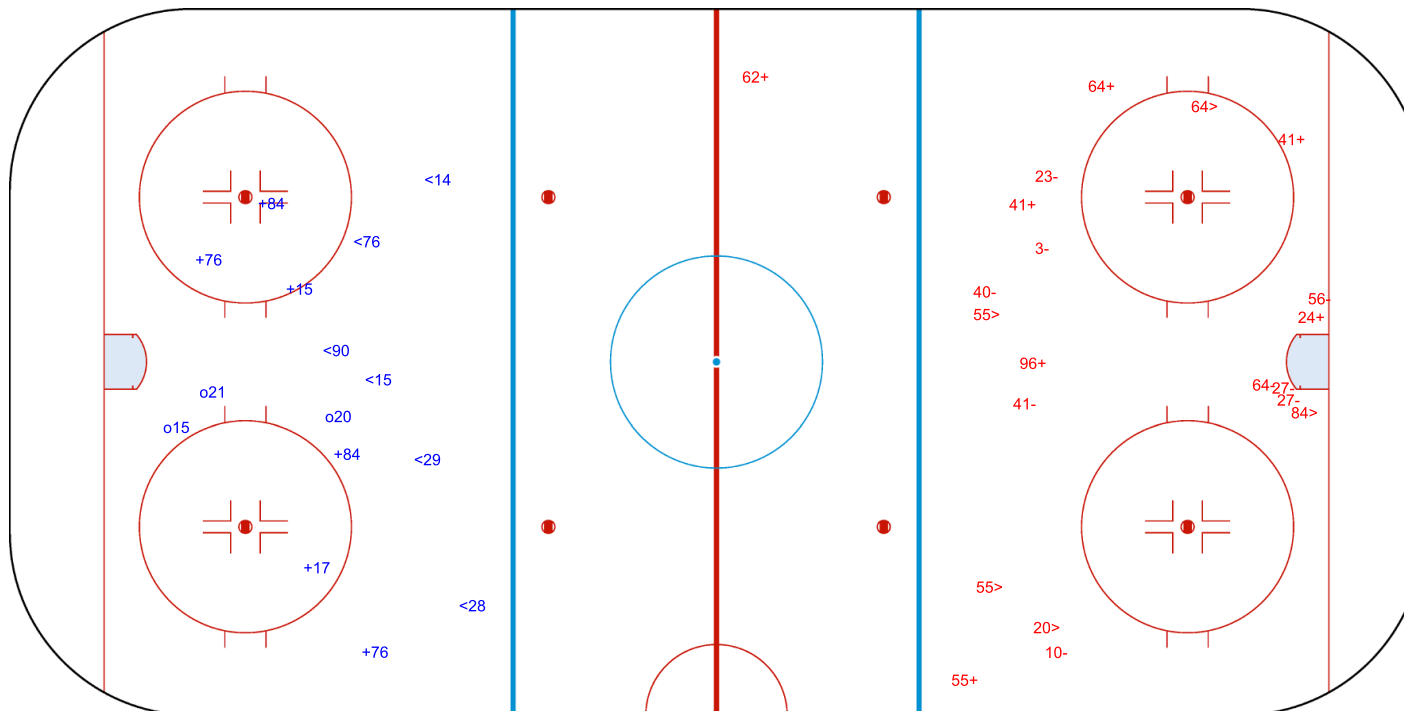
GK 74 of FIN

o21

ENG



3rd Period



Shots by FIN  
Goal (o): 0  
Block (>): 5  
Save (+): 7  
Miss (-): 9

GK 31 of SVK

<b>Legend:</b>			
ENG	Empty net goal	GK	Goalkeeper



## Face-off Chart

Tabella ingaggi / Statistiques des mises en jeu

### SVK - FIN

#### 1st PERIOD

	SVK	FIN	Neutral zone		SVK	FIN	Total wins all zones				
	Def. zone	Att. zone	SVK	FIN	Att. zone	Def. zone					
	- 76	+ 20	+ 21	- 15	+ 15	- 20	<table border="1"> <tr> <th>SVK</th> <th>FIN</th> </tr> <tr> <td>9 / 45%</td> <td>11 / 55%</td> </tr> </table>	SVK	FIN	9 / 45%	11 / 55%
SVK	FIN										
9 / 45%	11 / 55%										
	- 76	+ 20	+ 91	- 24	+ 15	- 20					
	- 76	+ 15	+ 21	- 24	- 91	+ 24					
	+ 21	- 24	- 15	+ 15							
	- 91	+ 56	- 91	+ 56							
	+ 76	- 15	- 21	+ 24							
	+ 15	- 24	- 15	+ 15							
	- 21	+ 24									
	+ 91	- 86									
	- 76	+ 24									
Total wins / period	4 / 40%	6 / 60%	3 / 43%	4 / 57%	2 / 67%	1 / 33%					

#### 2nd PERIOD

	SVK	FIN	Neutral zone		SVK	FIN	Total wins all zones				
	Def. zone	Att. zone	SVK	FIN	Att. zone	Def. zone					
	- 91	+ 24	- 15	+ 15	+ 76	- 15	<table border="1"> <tr> <th>SVK</th> <th>FIN</th> </tr> <tr> <td>11 / 52%</td> <td>10 / 48%</td> </tr> </table>	SVK	FIN	11 / 52%	10 / 48%
SVK	FIN										
11 / 52%	10 / 48%										
	- 6	+ 24	- 21	+ 15	+ 76	- 15					
	+ 90	- 24	+ 91	- 20	+ 76	- 15					
	- 91	+ 56	+ 15	- 20	- 21	+ 24					
	- 21	+ 24			+ 76	- 15					
	- 21	+ 56			+ 21	- 20					
	- 76	+ 15			+ 21	- 20					
	+ 21	- 15			+ 21	- 24					
	- 21	+ 20									
Total wins / period	2 / 22%	7 / 78%	2 / 50%	2 / 50%	7 / 88%	1 / 12%					

#### 3rd PERIOD

	SVK	FIN	Neutral zone		SVK	FIN	Total wins all zones				
	Def. zone	Att. zone	SVK	FIN	Att. zone	Def. zone					
	- 21	+ 15	- 21	+ 15	- 15	+ 20	<table border="1"> <tr> <th>SVK</th> <th>FIN</th> </tr> <tr> <td>7 / 27%</td> <td>19 / 73%</td> </tr> </table>	SVK	FIN	7 / 27%	19 / 73%
SVK	FIN										
7 / 27%	19 / 73%										
	- 21	+ 24	- 76	+ 20	- 15	+ 20					
	+ 91	- 56	- 76	+ 24	- 76	+ 24					
	- 91	+ 20	+ 21	- 20	+ 15	- 20					
	- 76	+ 24	+ 21	- 24	+ 15	- 20					
	- 91	+ 15	+ 76	- 56	- 15	+ 20					
	+ 91	- 24			- 15	+ 15					
	- 21	+ 24			- 76	+ 15					
	- 21	+ 24			- 76	+ 20					
	- 21	+ 24			- 76	+ 20					
Total wins / period	2 / 20%	8 / 80%	3 / 50%	3 / 50%	2 / 20%	8 / 80%					



TOTAL

Total wins / game	SVK	FIN	Neutral zone		SVK	FIN	Total wins all zones	
	Def. zone	Att. zone			Att. zone	Def. zone	SVK	FIN
	8 / 28%	21 / 72%	8 / 47%	9 / 53%	11 / 52%	10 / 48%	27 / 40%	40 / 60%

HEAD TO HEAD

	No.	FIN				Tot.	wins SVK	Dz	Nz	Az
		15	20	24	56					
SVK	6			0 - 1		1	0 0%	0 0%		
	15	0 - 4	5 - 3	1 - 0		13	6 46%	1 100%	1 25%	4 50%
	21	2 - 3	3 - 1	4 - 8	0 - 1	22	9 41%	2 18%	4 57%	3 75%
	76	5 - 3	0 - 5	0 - 4	1 - 0	18	6 33%	1 14%	1 33%	4 50%
	90			1 - 0		1	1 100%	1 100%		
	91	0 - 1	1 - 1	2 - 2	1 - 3	1 - 0	12	5 42%	3 38%	2 67%
<b>Tot.</b>		18	19	23	6	1	27 40%	8 28%	8 47%	11 52%
<b>wins FIN</b>		11 61%	10 53%	15 65%	4 67%	0 0%	40 60%			
<b>Dz</b>		2 33%	5 45%	3 75%			10 48%			
<b>Nz</b>		5 83%	1 25%	2 40%	1 50%		9 53%			
<b>Az</b>		4 67%	4 100%	10 71%	3 75%	0 0%	21 72%			

<b>Legend:</b>	<b>Att.</b> Attacking	<b>Az</b> Attacking zone	<b>Def.</b> Defending	<b>Dz</b> Defending zone
<b>No.</b> Jersey number	<b>Nz</b> Neutral zone	<b>Tot.</b> Total face-offs played		



## Line-Ups

Formazioni / Composition des equipes

REVISED  
11 FEB 21:43

### SWE - ITA

#### Referees

97 HRIBIK Jan (CZE), 9 O'ROURKE Dan (CAN)

#### Goalkeepers

Team: SWE

##### No. Name

25 MARKSTROM Jacob

32 GUSTAVSSON Filip

#### Team Line-ups

Team: SWE (Yellow)

##### No. Pos. Name

6 D BROBERG Philip  
65 D KARLSSON Erik +A  
14 F ERIKSSON EK Joel  
19 F KEMPE Adrian  
88 F NYLANDER William

26 D DAHLIN Rasmus  
42 D FORSLING Gustav  
23 F RAYMOND Lucas  
28 F LINDHOLM Elias  
63 F BRATT Jesper  
4 D ANDERSSON Rasmus  
77 D HEDMAN Victor +A  
40 F PETTERSSON Elias  
67 F RAKELL Rickard  
93 F ZIBANEJAD Mika  
3 D EKMAN-LARSSON Oliver  
10 F WENNBERG Alexander  
29 F HOLMBERG Pontus  
92 F LANDESKOG Gabriel +C  
9 F FORSBERG Filip

Head Coach: HALLAM Sam

#### NOT DRESSED:

27 D LINDHOLM Hampus  
30 GK WALLSTEDT Jesper  
90 F JOHANSSON Marcus

#### Linespersons

96 BRISEBOIS David (CAN), 66 HAUTAMAKI Onni (FIN)

Team: ITA

##### No. Name

20 CLARA Damian

35 FADANI Davide

Team: ITA (Blue)

##### No. Pos. Name

27 D LARKIN Thomas +C  
53 D TRIVELLATO Alex  
10 F GAZLEY Dustin  
13 F BRADLEY Matt  
36 F DIGIACINTO Cristiano  
37 D PIETRONIRO Phil  
55 D ZANATTA Luca  
7 F SEGAFREDO Alessandro  
19 F PETAN Alex  
67 F FRYCKLUND Mats  
21 D GLIRA Daniel  
77 D di TOMASO Gregory  
9 F MANTENUTO Daniel  
34 F PURDELLER Tommy  
93 F FRIGO Luca +A  
6 D SEED Jason  
90 D di PERNA Dylan  
22 F KOSTNER Diego  
23 F MORINI Giovanni +A  
88 F de LUCA Tommaso

Head Coach: JALONEN Jukka

#### NOT DRESSED:

11 F ZANETTI Marco  
18 F SARACINO Nicholas  
59 GK VALLINI Gianluca

#### Legend:

+A Alternate Captain      +C Captain      D Defender      F Forward  
No. Jersey number      Pos. Position

REVISED

Revised to correct name of the Head Coach for ITA.



**Graphical Line-ups**  
Schema grafico formazioni / Alignments

**REVISED**  
11 FEB 21:43

**SWE - ITA**

**Referees**

97 HRIBIK Jan (CZE), 9 O'ROURKE Dan (CAN)

**Linespersons**

96 BRISEBOIS David (CAN), 66 HAUTAMAKI Onni (FIN)

**Team:** SWE - Sweden (Yellow)

**Head Coach:** HALLAM Sam

<b>S1</b> 32 GUSTAVSSON Filip		
25 MARKSTROM Jacob		
19 KEMPE Adrian	14 ERIKSSON EK Joel	88 NYLANDER William
<b>S2</b> 6 BROBERG Philip	<b>S3</b> 65 KARLSSON Erik +A	
63 BRATT Jesper	28 LINDHOLM Elias	23 RAYMOND Lucas
42 FORSLING Gustav	26 DAHLIN Rasmus	
67 RAKELL Rickard	40 PETTERSSON Elias	93 ZIBANEJAD Mika
77 HEDMAN Victor +A	4 ANDERSSON Rasmus	
<b>S5</b> 29 HOLMBERG Pontus	<b>S4</b> 10 WENNBERG Alexander	<b>S6</b> 92 LANDESKOG Gabriel +C
3 EKMAN-LARSSON Oliver		
9 FORSBERG Filip		

**Team:** ITA - Italy (Blue)

**Head Coach:** JALONEN Jukka

<b>S1</b> 20 CLARA Damian		
35 FADANI Davide		
<b>S6</b> 36 DIGIACINTO Cristiano	<b>S5</b> 13 BRADLEY Matt	<b>S4</b> 10 GAZLEY Dustin
<b>S3</b> 53 TRIVELLATO Alex	<b>S2</b> 27 LARKIN Thomas +C	
7 SEGAFREDO Alessandro	67 FRYCKLUND Mats	19 PETAN Alex
55 ZANATTA Luca	37 PIETRONIRO Phil	
93 FRIGO Luca +A	9 MANTENUTO Daniel	34 PURDELLER Tommy
21 GLIRA Daniel	77 di TOMASO Gregory	
23 MORINI Giovanni +A	22 KOSTNER Diego	88 de LUCA Tommaso
90 di PERNA Dylan	6 SEED Jason	

**Legend:**

**+A** Alternate Captain      **+C** Captain      **Sn** Starting position

**REVISED**

Revised to correct name of the Head Coach for ITA.



## Game Summary

Tabella riassuntiva partita / Resume du match

REVISED

13 FEB 18:56

**SWE - ITA 5 - 2 (2 - 1, 1 - 1, 2 - 0)**

Spectators	Referees	Linespersons
11251	97 HRIBIK Jan (CZE) , 9 O'ROURKE Dan (CAN)	96 BRISEBOIS David (CAN) , 66 HAUTAMAKI Onni (FIN)

### Team Statistics

Period	Score	SVS	SOG	PIM	TPP	PPG	SHG
1	2 : 1	2 : 25	27 : 3	0 : 2	2:00 : 0:00	1 : 0	0 : 0
2	1 : 1	7 : 15	16 : 8	0 : 0	0:00 : 0:00	0 : 0	0 : 0
3	2 : 0	11 : 15	17 : 11	2 : 0	0:00 : 2:00	0 : 0	0 : 0
<b>Total</b>	<b>5 : 2</b>	<b>20 : 55</b>	<b>60 : 22</b>	<b>2 : 2</b>	<b>2:00 : 2:00</b>	<b>1 : 0</b>	<b>0 : 0</b>

### 1st Period

Action	Time	ET/Res	Team	Type	No.	Name	(G)	Name of Assistant(s) / Action Description
GK	00:00		ITA		20	CLARA D		- Goalkeeper in
GK	00:00		SWE		32	GUSTAVSSON F		- Goalkeeper in
Goal	04:14	0 : 1	ITA	EQ	93	FRIGO L	(1)	On Ice SWE 32 14 19 26 65 88 ITA 20 9 34 37 55 93
Penalty	07:06	09:06	ITA	2 min.	10	GAZLEY D		- Slashing
Goal	09:06	1 : 1	SWE	PP1	92	LANDESKOG G	(1)	93 ZIBANEJAD M 65 KARLSSON E On Ice SWE 32 63 65 67 92 93 ITA 20 6 9 21 93
Goal	17:53	2 : 1	SWE	EQ	42	FORSLING G	(1)	23 RAYMOND L 63 BRATT J On Ice SWE 32 23 26 28 42 63 ITA 20 7 22 23 37 88

### 2nd Period

Action	Time	ET/Res	Team	Type	No.	Name	(G)	Name of Assistant(s) / Action Description
Goal	20:37	2 : 2	ITA	EQ	13	BRADLEY M	(1)	10 GAZLEY D 27 LARKIN T On Ice SWE 32 23 26 28 42 63 ITA 20 10 13 27 36 55
Goal	36:46	3 : 2	SWE	EQ	88	NYLANDER W	(1)	26 DAHLIN R 19 KEMPE A On Ice SWE 32 14 19 26 42 88 ITA 20 6 10 13 36 90

### 3rd Period

Action	Time	ET/Res	Team	Type	No.	Name	(G)	Name of Assistant(s) / Action Description
Penalty	42:40	44:40	SWE	2 min.	29	HOLMBERG P		- Holding
GK	46:08		ITA		35	FADANI D		- Goalkeeper in
Goal	55:42	4 : 2	SWE	EQ	93	ZIBANEJAD M	(1)	26 DAHLIN R 67 RAKELL R 20 CLARA D - Goalkeeper out On Ice SWE 32 26 40 42 67 93 ITA 35 6 9 34 90 93
GK	56:51		ITA					35 FADANI D - Goalkeeper out
Goal	57:11	5 : 2	SWE	EQ ENG	77	HEDMAN V	(1)	42 FORSLING G On Ice SWE 32 40 42 67 77 93 ITA 10 13 23 27 36 37
GK	57:11		ITA		35	FADANI D		- Goalkeeper in
GK	60:00		SWE					32 GUSTAVSSON F - Goalkeeper out
GK	60:00		ITA					35 FADANI D - Goalkeeper out

### Goalkeeper Records

Team : SWE - Sweden

No.	Name	SOG	SVS	MIP
32	GUSTAVSSON Filip	22	20	60:00
25	MARKSTROM Jacob			

Team : ITA - Italy

No.	Name	SOG	SVS	MIP
20	CLARA Damian	49	46	46:08
35	FADANI Davide	10	9	13:32

### Game Statistics

Team : SWE (Yellow)

Head Coach : HALLAM Sam

No.	Pos.	Name	Shots on Goal							Time on Ice												
			G	A	P	PIM	FO+	FO-	FO+/-	FO%	1	2	3	OT	TS	+/-	1	2	3	OT	TOT	SHF
6	D	BROBERG Philip	0	0	0	0	0	0	0	0.00	0	2	0	2	0	4:36	5:29	7:57		18:02	24	0:45
14	F	ERIKSSON EK Joel	0	0	0	0	14	6	8	70.00	5	2	2	9	0	6:05	5:52	5:03		17:00	23	0:44
19	F	KEMPE Adrian	0	1	1	0	0	0	0	0.00	2	2	1	5	0	6:06	5:46	4:21		16:13	22	0:44
65	D	KARLSSON Erik +A	0	1	1	0	0	0	0	0.00	1	3	0	4	-1	5:48	6:41	8:27		20:56	28	0:44



WED 11 FEB 2026

Start Time 21:10  
End Time 23:34

Preliminary round - Group B, Game 2

Turno preliminare - Gruppo B, Partita 2 / Tour preliminaire - Groupe B, Match 2

Head Coach : HALLAM Sam		Shots on Goal										Time on Ice											
No.	Pos.	Name	G	A	P	PIM	FO+	FO-	FO+/-	FO%	1	2	3	OT	TS	+/-	1	2	3	OT	TOT	SHF	AVG
88	F	NYLANDER William	1	0	1	0	0	0	0	0.00	3	2	0		5	0	6:05	6:13	4:09		16:27	21	0:47
23	F	RAYMOND Lucas	0	1	1	0	0	0	0	0.00	1	1	1		3	0	5:28	5:08	4:49		15:25	18	0:51
26	D	DAHLIN Rasmus	0	2	2	0	0	0	0	0.00	3	2	0		5	+1	7:37	7:55	4:20		19:52	24	0:49
28	F	LINDHOLM Elias	0	0	0	0	5	7	-2	41.67	0	0	0		0	0	4:31	5:12	5:29		15:12	19	0:48
42	D	FORSLING Gustav	1	1	2	0	0	0	0	0.00	4	1	0		5	+3	6:19	7:18	5:16		18:53	24	0:47
63	F	BRATT Jesper	0	1	1	0	0	0	0	0.00	3	0	0		3	0	5:30	5:36	5:30		16:36	20	0:49
4	D	ANDERSSON Rasmus	0	0	0	0	0	0	0	0.00	0	0	2		2	0	6:31	5:50	6:44		19:05	25	0:45
40	F	PETTERSSON Elias	0	0	0	0	2	1	1	66.67	0	0	1		1	+2	3:45	4:48	4:49		13:22	18	0:44
67	F	RAKELL Rickard	0	1	1	0	0	0	0	0.00	1	0	3		4	+2	4:42	4:35	4:00		13:17	17	0:46
77	D	HEDMAN Victor +A	1	0	1	0	0	0	0	0.00	0	0	4		4	+1	7:09	6:47	7:16		21:12	27	0:47
93	F	ZIBANEJAD Mika	1	1	2	0	4	2	2	66.67	0	1	3		4	+2	4:48	4:20	4:35		13:43	18	0:45
3	D	EKMEN-LARSSON Oliver	0	0	0	0	0	0	0	0.00	0	0	0		0	0	0:00	0:00	0:00		0:00	0	0:00
10	F	WENNBERG Alexander	0	0	0	0	10	5	5	66.67	0	0	0		0	0	4:33	4:08	5:23		14:04	18	0:46
29	F	HOLMBERG Pontus	0	0	0	2	0	0	0	0.00	0	0	0		0	0	4:56	4:27	5:07		14:30	20	0:43
92	F	LANDESKOG Gabriel +C	1	0	1	0	0	0	0	0.00	4	0	0		4	0	4:48	3:55	4:42		13:25	19	0:42
9	F	FORSBERG Filip	0	0	0	0	0	0	0	0.00	0	0	0		0	0	1:07	0:00	0:00		1:07	1	1:07
25	GK	MARKSTROM Jacob	0	0	0	0					0	0	0		0								
32	GK	GUSTAVSSON Filip	0	0	0	0					0	0	0		0								
<b>Total</b>			<b>5</b>	<b>9</b>	<b>14</b>	<b>2</b>	<b>35</b>	<b>21</b>	<b>14</b>	<b>62.50</b>	<b>27</b>	<b>16</b>	<b>17</b>		<b>60</b>								

Team : ITA (Blue)

Head Coach : JALONEN Jukka		Shots on Goal										Time on Ice											
No.	Pos.	Name	G	A	P	PIM	FO+	FO-	FO+/-	FO%	1	2	3	OT	TS	+/-	1	2	3	OT	TOT	SHF	AVG
10	F	GAZLEY Dustin	0	1	1	2	0	0	0	0.00	0	0	0		0	-1	5:17	5:05	5:57		16:19	21	0:46
13	F	BRADLEY Matt	1	0	1	0	7	12	-5	36.84	0	3	1		4	-1	4:36	5:04	6:46		16:26	21	0:46
27	D	LARKIN Thomas +C	0	1	1	0	0	0	0	0.00	0	0	1		1	0	5:26	5:08	5:08		15:42	20	0:47
36	F	DIGIACINTO Cristiano	0	0	0	0	0	0	0	0.00	0	0	1		1	-1	4:41	5:16	6:57		16:54	21	0:48
53	D	TRIVELLATO Alex	0	0	0	0	0	0	0	0.00	0	1	0		1	0	6:02	5:17	4:46		16:05	21	0:45
7	F	SEGAFREDO Alessandro	0	0	0	0	0	0	0	0.00	0	2	1		3	-1	6:12	6:59	3:24		16:35	20	0:49
19	F	PETAN Alex	0	0	0	0	0	1	-1	0.00	0	1	0		1	0	5:38	6:11	4:36		16:25	20	0:49
37	D	PIETRONIRO Phil	0	0	0	0	0	0	0	0.00	1	0	1		2	-1	4:25	5:02	5:01		14:28	19	0:45
55	D	ZANATTA Luca	0	0	0	0	0	0	0	0.00	0	1	0		1	+2	4:34	5:58	4:27		14:59	20	0:44
67	F	FRYCKLUND Mats	0	0	0	0	6	10	-4	37.50	0	0	0		0	0	6:38	6:32	4:40		17:50	20	0:53
9	F	MANTENUTO Daniel	0	0	0	0	4	6	-2	40.00	0	0	1		1	0	5:08	4:41	3:50		13:39	18	0:45
21	D	GLIRA Daniel	0	0	0	0	0	0	0	0.00	0	0	0		0	0	5:28	3:48	5:13		14:29	19	0:45
34	F	PURDELLER Tommy	0	0	0	0	0	0	0	0.00	0	0	1		1	0	4:00	4:52	3:51		12:43	18	0:42
77	D	di TOMASO Gregory	0	0	0	0	0	0	0	0.00	1	0	0		1	0	4:15	3:35	6:59		14:49	16	0:55
93	F	FRIGO Luca +A	1	0	1	0	0	0	0	0.00	1	0	1		2	0	5:10	4:06	3:42		12:58	19	0:40
6	D	SEED Jason	0	0	0	0	0	0	0	0.00	0	0	0		0	-2	5:57	5:31	3:45		15:13	19	0:48
22	F	KOSTNER Diego	0	0	0	0	4	6	-2	40.00	0	0	0		0	-1	3:38	3:43	5:29		12:50	18	0:42
23	F	MORINI Giovanni +A	0	0	0	0	0	0	0	0.00	0	0	1		1	-2	3:57	3:39	5:49		13:25	20	0:40
88	F	de LUCA Tommaso	0	0	0	0	0	0	0	0.00	0	0	0		0	-1	3:05	3:52	6:08		13:05	17	0:46
90	D	di PERNA Dylan	0	0	0	0	0	0	0	0.00	0	0	2		2	-2	3:53	5:41	3:44		13:18	17	0:46
20	GK	CLARA Damian	0	0	0	0					0	0	0		0								
35	GK	FADANI Davide	0	0	0	0					0	0	0		0								
<b>Total</b>			<b>2</b>	<b>2</b>	<b>4</b>	<b>2</b>	<b>21</b>	<b>35</b>	<b>-14</b>	<b>37.50</b>	<b>3</b>	<b>8</b>	<b>11</b>		<b>22</b>								

Group B

R	Team	GP	W	OTW	OTL	L	GDF	GF:GA	PTS
1	SVK	2	2	0	0	0	+4	7 : 3	6
2	FIN	2	1	0	0	1	0	5 : 5	3
3	SWE	2	1	0	0	1	0	6 : 6	3
4	ITA	2	0	0	0	2	-4	4 : 8	0

	FIN	ITA	SVK	SWE
FIN		SAT 14 FEB 16:40	1:4	4:1
ITA	SAT 14 FEB 16:40		2:3	2:5
SVK	4:1	3:2		SAT 14 FEB 12:10
SWE	1:4	5:2	SAT 14 FEB 12:10	



Legend:			
<b>(G)</b> Goals in tournament	<b>*</b> Does not count for Plus/minus	<b>+/-</b> Plus/minus net	<b>+A</b> Alternate Captain
<b>+C</b> Captain	<b>A</b> Assists	<b>AVG</b> Average time on ice / shift	<b>D</b> Defender
<b>ENG</b> Empty net goal	<b>EQ</b> Equal strength	<b>ET/Res</b> Penalty end time/Result of game	<b>F</b> Forward
<b>FO%</b> % Face-offs won	<b>FO+</b> Face-offs won	<b>FO-</b> Face-offs lost	<b>FO+/-</b> Face-offs net
<b>G</b> Goals	<b>GA</b> Goals against	<b>GDF</b> Goal difference	<b>GF</b> Goals for
<b>GK</b> Goalkeeper	<b>GP</b> Games played	<b>L</b> Losses	<b>MIP</b> Minutes in play (GK)
<b>No.</b> Jersey number	<b>OT</b> Overtime	<b>OTL</b> Overtime losses	<b>OTW</b> Overtime wins
<b>P</b> Points	<b>PIM</b> Penalties in minutes	<b>Pos.</b> Position	<b>PP1</b> Power play - 1 player
<b>PPG</b> Power play goals	<b>PTS</b> Points	<b>R</b> Rank	<b>SHF</b> Number of shifts
<b>SHG</b> Shorthanded goals	<b>SOG</b> Shots on goal	<b>SVS</b> Saves	<b>TOT</b> Total
<b>TPP</b> Time on power play	<b>TS</b> Total shots	<b>W</b> Wins	

**REVISED** After video review assist was taken away from player of SWE #26 DAHLIN and awarded to player #23 RAYMOND on goal 2:1 at 17:53






Shot Chart  
Tabella azioni di tiro / Analyse des tirs

SWE - ITA


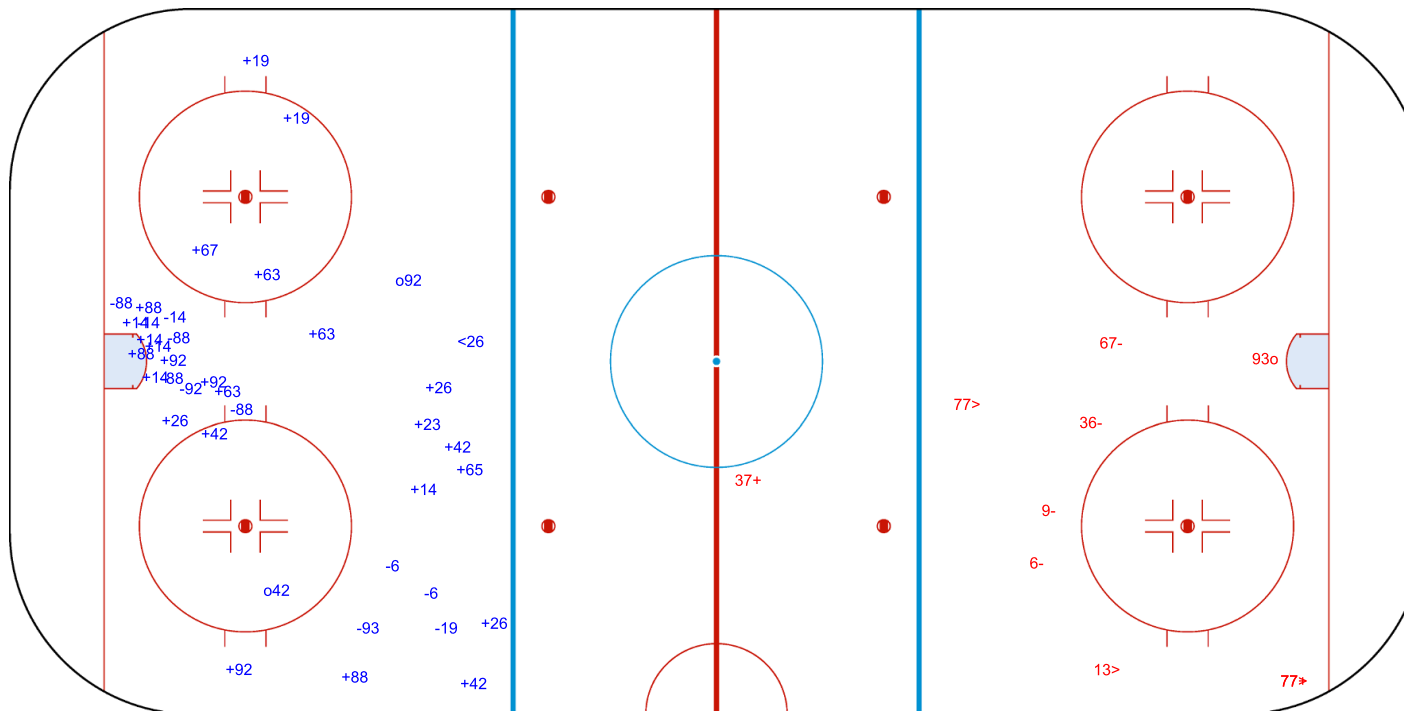


Shots by SWE  
Goal (o): 2 Save (+): 25  
Block (<): 1 Miss (-): 11

Shots by ITA  
Goal (o): 1 Save (+): 2  
Block (>): 3 Miss (-): 4



GK 20 of ITA




GK 32 of SWE



Shots by ITA

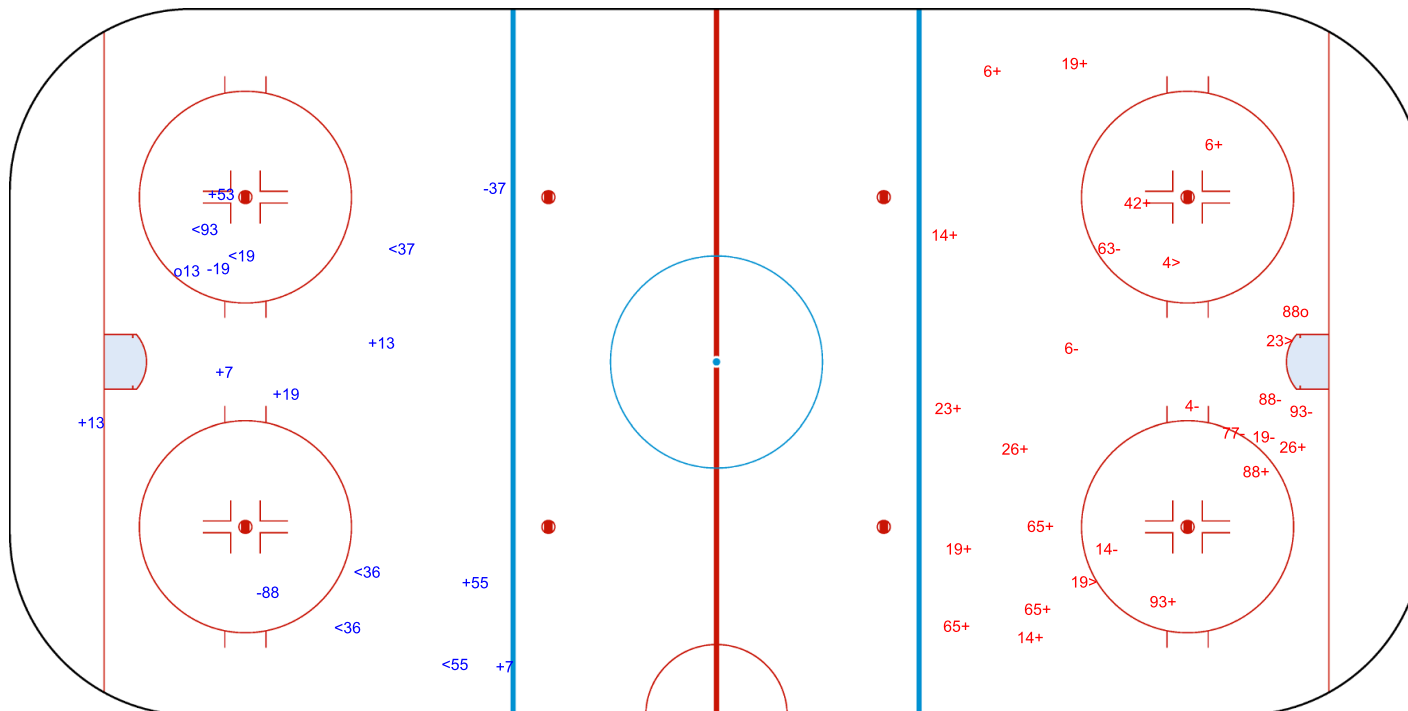
Goal (o): 1      Save (+): 7  
Block (<): 6      Miss (-): 3



GK 32 of SWE




2nd Period



Shots by SWE

Goal (o): 1      Save (+): 15  
Block (>): 3      Miss (-): 8




GK 20 of ITA




Shots by SWE  
Goal (o): 2  
Block (<): 4  
Save (+): 15  
Miss (-): 6



GK 20 of ITA

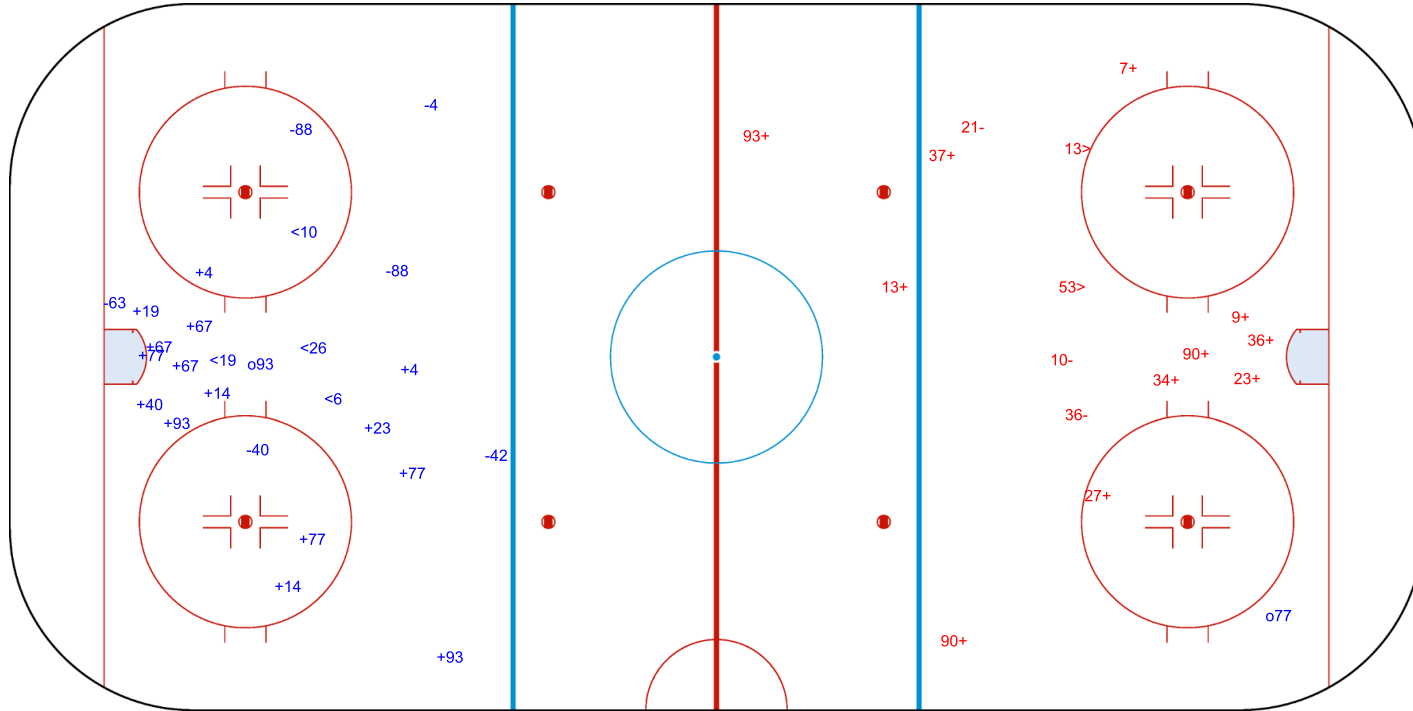


GK 35 of ITA



ENG

ITA → 3rd Period ← SWE



Shots by ITA  
Goal (o): 0  
Block (>): 2  
Save (+): 11  
Miss (-): 3



GK 32 of SWE

<b>Legend:</b>			
ENG	Empty net goal	GK	Goalkeeper



### Face-off Chart

Tabella ingaggi / Statistiques des mises en jeu

#### SWE - ITA

##### 1st PERIOD

	SWE		ITA		SWE		ITA		SWE		ITA	
	Def. zone	Att. zone	Neutral zone	Neutral zone	Att. zone	Def. zone	Att. zone	Def. zone	Att. zone	Def. zone	Total wins all zones	Total wins all zones
	- 14	+ 67	+ 10	- 13	- 14	+ 67	+ 10	- 13	- 14	+ 67		
			+ 14	- 67	+ 14	- 67	+ 14	- 67	+ 14	- 67		
			+ 14	- 9	- 14	+ 9	- 14	+ 9	- 14	+ 9		
			- 10	+ 13	+ 14	- 22	+ 14	- 22	+ 14	- 22		
			+ 10	- 9	+ 14	- 22	+ 14	- 22	+ 14	- 22		
					+ 14	- 9	+ 14	- 9	+ 93	- 9		
					- 28	+ 67	- 28	+ 67	- 28	+ 67		
					- 93	+ 9	- 93	+ 9	+ 28	- 67		
					+ 14	- 13	+ 14	- 13	+ 14	- 13		
					+ 28	- 67	+ 28	- 67	+ 28	- 67		
Total wins / period	0 / 0%	1 / 100%	4 / 80%	1 / 20%	8 / 67%	4 / 33%	12 / 67%	6 / 33%				

##### 2nd PERIOD

	SWE		ITA		SWE		ITA		SWE		ITA	
	Def. zone	Att. zone	Neutral zone	Neutral zone	Att. zone	Def. zone	Att. zone	Def. zone	Att. zone	Def. zone	Total wins all zones	Total wins all zones
	- 28	+ 67	+ 10	- 13	+ 28	- 13	+ 10	- 13	+ 28	- 13		
	- 28	+ 67	- 14	+ 67	+ 14	- 67	- 14	+ 67	+ 14	- 67		
	- 10	+ 22	- 10	+ 22	- 14	+ 13	- 10	+ 22	- 14	+ 13		
	+ 14	- 19	- 10	+ 13	- 14	+ 13	- 10	+ 13	- 14	+ 13		
	- 93	+ 22	+ 10	- 67	+ 10	- 9	+ 10	- 67	+ 10	- 9		
					+ 28	- 13	+ 28	- 13	+ 28	- 13		
					+ 93	- 9	+ 93	- 9	+ 93	- 9		
					+ 14	- 67	+ 14	- 67	+ 14	- 67		
					- 28	+ 9	- 28	+ 9	- 28	+ 9		
					+ 14	- 13	+ 14	- 13	+ 14	- 13		
					+ 40	- 67	+ 40	- 67	+ 40	- 67		
Total wins / period	1 / 20%	4 / 80%	2 / 40%	3 / 60%	8 / 73%	3 / 27%	11 / 52%	10 / 48%				

##### 3rd PERIOD

	SWE		ITA		SWE		ITA		SWE		ITA	
	Def. zone	Att. zone	Neutral zone	Neutral zone	Att. zone	Def. zone	Att. zone	Def. zone	Att. zone	Def. zone	Total wins all zones	Total wins all zones
	+ 10	- 13	+ 10	- 13	+ 14	- 13	+ 10	- 13	+ 14	- 13		
	+ 93	- 67	- 28	+ 13	- 40	+ 9	- 28	+ 13	- 40	+ 9		
	- 28	+ 13	+ 93	- 9	+ 14	- 13	+ 93	- 9	+ 14	- 13		
	- 28	+ 13	- 10	+ 22	+ 10	- 22	- 10	+ 22	+ 10	- 22		
	+ 40	- 13	+ 10	- 22	+ 14	- 13	+ 10	- 22	+ 14	- 13		
					+ 10	- 67	+ 10	- 67	+ 10	- 67		
					+ 28	- 22	+ 28	- 22	+ 28	- 22		
Total wins / period	3 / 60%	2 / 40%	3 / 60%	2 / 40%	6 / 86%	1 / 14%	12 / 71%	5 / 29%				



TOTAL

Total wins / game	SWE	ITA	SWE	ITA	SWE	ITA	Total wins all zones	
	Def. zone	Att. zone	Neutral zone		Att. zone	Def. zone	SWE	ITA
	4 / 36%	7 / 64%	9 / 60%	6 / 40%	22 / 73%	8 / 27%	35 / 63%	21 / 37%

HEAD TO HEAD

	No.	ITA					Tot.	wins SWE	Dz	Nz	Az
		9	13	19	22	67					
SWE	10	2 - 0	4 - 2		2 - 3	2 - 0	15	10 67%	1 50%	6 60%	3 100%
	14	1 - 1	5 - 2	1 - 0	3 - 0	4 - 3	20	14 70%	1 50%	2 67%	11 73%
	28	0 - 1	2 - 3		1 - 0	2 - 3	12	5 42%	0 0%	0 0%	5 71%
	40	0 - 1	1 - 0			1 - 0	3	2 67%	1 100%		1 50%
	93	3 - 1			0 - 1	1 - 0	6	4 67%	1 50%	1 100%	2 67%
	Tot.	10	19	1	10	16	56	35 63%	4 36%	9 60%	22 73%
	wins ITA	4 40%	7 37%	0 0%	4 40%	6 38%	21 37%				
	Dz	4 57%	2 22%		0 0%	2 22%	8 27%				
	Nz	0 0%	3 50%		2 67%	1 33%	6 40%				
	Az		2 50%	0 0%	2 100%	3 75%	7 64%				

<b>Legend:</b>	<b>Att.</b> Attacking	<b>Az</b> Attacking zone	<b>Def.</b> Defending	<b>Dz</b> Defending zone
<b>No.</b> Jersey number	<b>Nz</b> Neutral zone	<b>Tot.</b> Total face-offs played		



## Line-Ups

Formazioni / Composition des équipes

REVISED  
12 FEB 12:50

### SUI - FRA

#### Referees

16 POCHMARA Brian (USA), 15 SCHRADER Andre (GER)

#### Linespersons

91 DAVIS Jake (USA), 95 MURRAY Jonny (USA)

#### Goalkeepers

Team: SUI

##### No. Name

40 SCHMID Akira  
63 GENONI Leonardo

#### Team Line-ups

Team: SUI (Red)

##### No. Pos. Name

43	D	GLAUSER Andrea
90	D	JOSI Roman +C
13	F	HISCHIER Nico +A
21	F	FIALA Kevin
79	F	THURKAUF Calvin
14	D	KUKAN Dean
71	D	SIEGENTHALER Jonas
22	F	NIEDERREITER Nino +A
62	F	MALGIN Denis
85	F	ANDRIGHETTO Sven
45	D	FORA Michael
86	D	MOSER Janis
23	F	KURASHEV Philipp
28	F	MEIER Timo
44	F	SUTER Pius
54	D	MARTI Christian
9	F	RIAT Damien
17	F	JAGER Ken
88	F	BERTSCHY Christoph
73	F	SCHMID Sandro

Head Coach: FISCHER Patrick

#### NOT DRESSED:

8 F KNAK Simon  
20 GK BERRA Reto  
56 D BERNI Tim

Team: FRA

##### No. Name

30 KELLER Antoine  
36 NECKAR Martin

Team: FRA (White)

##### No. Pos. Name

8	D	GALLET Hugo
27	D	BOSCOQ Jules
24	F	ADDAMO Justin
77	F	TREILLE Sacha
91	F	DOUAY Florian
19	D	CANTAGALLO Enzo
62	D	CHAKIACHVILI Florian
3	F	BERTRAND Charles
14	F	da COSTA Stephane +A
85	F	TEXIER Alexandre +A
5	D	GUEBEY Enzo
7	D	CRINON Pierre
41	F	BELLEMARE Pierre-Edouard +C
72	F	PERRET Jordann
78	F	FABRE Dylan
74	D	THIRY Thomas
29	F	BOUDON Louis
81	F	RECH Anthony
95	F	BOZON Kevin
90	F	DAIR Aurelien

Head Coach: TREILLE Yorick

#### NOT DRESSED:

18 D AUVITU Yohann  
25 F RITZ Nicolas  
33 GK JUNCA Julian

#### Legend:

<b>+A</b>	Alternate Captain	<b>+C</b>	Captain	<b>D</b>	Defender	<b>F</b>	Forward
<b>No.</b>	Jersey number	<b>Pos.</b>	Position				

REVISED

Revised to correct position for Team FRA player #90 DAIR



**Graphical Line-ups**  
Schema grafico formazioni / Alignments

**REVISED**  
12 FEB 12:51

**SUI - FRA**

**Referees**

16 POCHMARA Brian (USA), 15 SCHRADER Andre (GER)

**Linespersons**

91 DAVIS Jake (USA), 95 MURRAY Jonny (USA)

**Team:** SUI - Switzerland (Red)

**Head Coach:** FISCHER Patrick

S1 63 GENONI Leonardo		
40 SCHMID Akira		
S5 21 FIALA Kevin	S4 13 HISCHIER Nico +A	S6 79 THURKAUF Calvin
S3 90 JOSI Roman +C	S2 43 GLAUSER Andrea	
85 ANDRIGHETTO Sven	62 MALGIN Denis	22 NIEDERREITER Nino +A
71 SIEGENTHALER Jonas	14 KUKAN Dean	
23 KURASHEV Philipp	44 SUTER Pius	28 MEIER Timo
86 MOSER Janis	45 FORA Michael	
9 RIAT Damien	17 JAGER Ken	88 BERTSCHY Christoph
54 MARTI Christian		
73 SCHMID Sandro		

**Team:** FRA - France (White)

**Head Coach:** TREILLE Yorick

30 KELLER Antoine		
36 NECKAR Martin		
S4 77 TREILLE Sacha	S3 24 ADDAMO Justin	S5 91 DOUAY Florian
S2 27 BOSCOQ Jules	S1 8 GALLET Hugo	
85 TEXIER Alexandre +A	14 da COSTA Stephane +A	3 BERTRAND Charles
62 CHAKIACHVILI Florian	19 CANTAGALLO Enzo	
72 PERRET Jordann	41 BELLEMARE Pierre-Edouard +C	78 FABRE Dylan
7 CRINON Pierre	5 GUEBEY Enzo	
95 BOZON Kevin	29 BOUDON Louis	81 RECH Anthony
	74 THIRY Thomas	
		90 DAIR Aurelien

**Legend:**

**+A** Alternate Captain      **+C** Captain      **Sn** Starting position

**REVISED**

Revised to correct position for Team FRA player #90 DAIR



### Game Summary

Tabella riassuntiva partita / Resume du match

REVISED  
16 FEB 23:09

SUI - FRA 4 - 0 (2 - 0 , 0 - 0 , 2 - 0)

Spectators	Referees	Linespersons
10627	16 POCHMARA Brian (USA) , 15 SCHRADER Andre (GER)	91 DAVIS Jake (USA) , 95 MURRAY Jonny (USA)

#### Team Statistics

Period	Score	SVS	SOG	PIM	TPP	PPG	SHG
1	2 : 0	11 : 14	16 : 11	2 : 4	2:19 : 2:00	1 : 0	0 : 0
2	0 : 0	8 : 14	14 : 8	4 : 6	4:31 : 3:01	0 : 0	0 : 0
3	2 : 0	8 : 11	13 : 8	2 : 0	0:30 : 2:00	0 : 0	0 : 0
<b>Total</b>	<b>4 : 0</b>	<b>27 : 39</b>	<b>43 : 27</b>	<b>8 : 10</b>	<b>7:20 : 7:01</b>	<b>1 : 0</b>	<b>0 : 0</b>

#### 1st Period

Action	Time	ET/Res	Team	Type	No.	Name	(G)	Name of Assistant(s) / Action Description
GK	00:00		FRA		30	KELLER A		- Goalkeeper in
GK	00:00		SUI		63	GENONI L		- Goalkeeper in
Penalty	00:36	00:55	FRA	2 min.	41	BELLEMARE PE		- Tripping
<b>Goal</b>	<b>00:55</b>	<b>1 : 0</b>	<b>SUI</b>	<b>PP1</b>	<b>9</b>	<b>RIAT D</b>	(1)	85 ANDRIGHETTO S On Ice SUI 63 9 14 22 23 85 * 23 KURASHEV P FRA 30 7 19 24 85
<b>Goal</b>	<b>03:06</b>	<b>2 : 0</b>	<b>SUI</b>	<b>EQ</b>	<b>86</b>	<b>MOSER J</b>	(1)	28 MEIER T On Ice SUI 63 23 28 44 45 86 45 FORA M FRA 30 3 14 27 74 85
Penalty	04:54	06:54	SUI	2 min.	54	MARTI C		- Holding
Penalty	12:44	14:44	FRA	2 min.	19	CANTAGALLO E		- Hooking

#### 2nd Period

Action	Time	ET/Res	Team	Type	No.	Name	(G)	Name of Assistant(s) / Action Description
Penalty	27:40	29:40	SUI	2 min.	62	MALGIN D		- Cross-Checking
Penalty	32:00	34:00	FRA	2 min.	81	RECH A		- Slashing
Penalty	35:09	37:09	SUI	2 min.	45	FORA M		- Cross-Checking
Penalty	36:10	38:10	FRA	2 min.	14	da COSTA S		- Slashing
Penalty	38:30	40:30	FRA	2 min.	95	BOZON K		- Slashing

#### 3rd Period

Action	Time	ET/Res	Team	Type	No.	Name	(G)	Name of Assistant(s) / Action Description
Penalty	46:57	48:57	SUI	2 min.	88	BERTSCHY C		- Cross-Checking
<b>Goal</b>	<b>50:08</b>	<b>3 : 0</b>	<b>SUI</b>	<b>EQ</b>	<b>28</b>	<b>MEIER T</b>	(1)	90 JOSI R On Ice SUI 63 21 28 54 62 90 14 KUKAN D FRA 30 7 8 24 77 91
<b>Goal</b>	<b>56:13</b>	<b>4 : 0</b>	<b>SUI</b>	<b>EQ</b>	<b>28</b>	<b>MEIER T</b>	(2)	86 MOSER J On Ice SUI 63 13 21 28 45 86 21 FIALA K FRA 30 8 24 27 77 91
GK	60:00		SUI					63 GENONI L - Goalkeeper out
GK	60:00		FRA					30 KELLER A - Goalkeeper out

#### Goalkeeper Records

Team : SUI - Switzerland

No.	Name	SOG	SVS	MIP
63	GENONI Leonardo	27	27	60:00
40	SCHMID Akira			

Team : FRA - France

No.	Name	SOG	SVS	MIP
30	KELLER Antoine	43	39	60:00
36	NECKAR Martin			

#### Game Statistics

Team : SUI (Red)

Head Coach : FISCHER Patrick

No.	Pos.	Name	Shots on Goal							Time on Ice												
			G	A	P	PIM	FO+	FO-	FO+/-	FO%	1	2	3	OT	TS	+/-	1	2	3	OT	TOT	SHF
13	F	HISCHIER Nico +A	0	0	0	0	13	6	7	68.42	0	1	3	4	+1	5:59	7:04	4:50		17:53	25	0:42
21	F	FIALA Kevin	0	1	1	0	0	0	0.00	1	3	1	5	+2	5:45	7:21	6:10		19:16	25	0:46	
43	D	GLAUSER Andrea	0	0	0	0	0	0	0.00	0	0	0	0	0	5:19	5:56	6:14		17:29	22	0:47	
79	F	THURKAUF Calvin	0	0	0	0	1	0	100.00	2	0	0	2	0	5:11	4:59	5:45		15:55	21	0:45	
90	D	JOSI Roman +C	0	1	1	0	0	0	0.00	2	0	0	2	+1	6:45	8:38	5:20		20:43	22	0:56	
14	D	KUKAN Dean	0	1	1	0	0	0	0.00	0	2	1	3	0	7:26	5:55	5:29		18:50	21	0:53	



THU 12 FEB 2026

Start Time 12:10  
End Time 14:41

Preliminary round - Group A, Game 3

Turno preliminare - Gruppo A, Partita 3 / Tour preliminaire - Groupe A, Match 3

Head Coach : FISCHER Patrick										Shots on Goal				Time on Ice									
No.	Pos.	Name	G	A	P	PIM	FO+	FO-	FO+/-	FO%	1	2	3	OT	TS	+/-	1	2	3	OT	TOT	SHF	AVG
22	F	NIEDERREITER Nino +A	0	0	0	0	0	0	0	0.00	1	0	1		2	0	6:45	5:38	2:40		15:03	21	0:43
62	F	MALGIN Denis	0	0	0	2	6	6	0	50.00	0	1	0		1	+1	5:01	7:56	4:55		17:52	22	0:48
71	D	SIEGENTHALER Jonas	0	0	0	0	0	0	0	0.00	0	0	1		1	0	7:49	5:07	7:41		20:37	21	0:58
85	F	ANDRIGHETTO Sven	0	1	1	0	0	1	-1	0.00	3	4	0		7	0	6:36	5:11	3:18		15:05	21	0:43
23	F	KURASHEV Philipp	0	1	1	0	3	0	3	100.00	2	0	0		2	+1	5:07	5:00	4:57		15:04	17	0:53
28	F	MEIER Timo	2	1	3	0	0	0	0	0.00	0	1	3		4	+3	2:53	5:00	7:13		15:06	18	0:50
44	F	SUTER Pius	0	0	0	0	6	8	-2	42.86	0	0	1		1	+1	3:40	4:16	6:15		14:11	20	0:42
45	D	FORA Michael	0	1	1	2	0	0	0	0.00	0	0	0		0	+2	4:39	3:56	5:00		13:35	18	0:45
86	D	MOSER Janis	1	1	2	0	0	0	0	0.00	1	1	1		3	+2	4:21	4:55	6:23		15:39	20	0:46
9	F	RIAT Damien	1	0	1	0	0	0	0	0.00	2	1	0		3	0	3:56	1:41	3:04		8:41	12	0:43
17	F	JAGER Ken	0	0	0	0	5	8	-3	38.46	0	0	1		1	0	3:39	3:28	5:22		12:29	18	0:41
54	D	MARTI Christian	0	0	0	2	0	0	0	0.00	1	0	0		1	+1	1:31	0:48	3:12		5:31	8	0:41
88	F	BERTSCHY Christoph	0	0	0	2	0	3	-3	0.00	0	0	0		0	0	4:26	2:40	2:46		9:52	15	0:39
73	F	SCHMID Sandro	0	0	0	0	1	1	0	50.00	1	0	0		1	0	1:02	0:15	1:25		2:42	5	0:32
40	GK	SCHMID Akira	0	0	0	0					0	0	0		0								
63	GK	GENONI Leonardo	0	0	0	0					0	0	0		0								
<b>Total</b>			<b>4</b>	<b>8</b>	<b>12</b>	<b>8</b>	<b>35</b>	<b>33</b>	<b>2</b>	<b>51.47</b>	<b>16</b>	<b>14</b>	<b>13</b>		<b>43</b>								

Team : FRA (White)

Head Coach : TREILLE Yorick										Shots on Goal				Time on Ice									
No.	Pos.	Name	G	A	P	PIM	FO+	FO-	FO+/-	FO%	1	2	3	OT	TS	+/-	1	2	3	OT	TOT	SHF	AVG
8	D	GALLET Hugo	0	0	0	0	0	0	0	0.00	0	0	0		0	-2	8:40	8:17	6:48		23:45	30	0:47
24	F	ADDAMO Justin	0	0	0	0	4	9	-5	30.77	0	0	1		1	-2	5:27	4:31	4:56		14:54	25	0:35
27	D	BOSCQ Jules	0	0	0	0	0	0	0	0.00	0	0	0		0	-2	7:00	6:45	7:44		21:29	27	0:47
77	F	TREILLE Sacha	0	0	0	0	0	0	0	0.00	0	0	2		2	-2	5:27	4:59	5:36		16:02	19	0:50
91	F	DOUAY Florian	0	0	0	0	0	0	0	0.00	0	0	0		0	-2	3:46	2:20	3:55		10:01	17	0:35
3	F	BERTRAND Charles	0	0	0	0	0	0	0	0.00	1	1	0		2	-1	4:47	6:11	7:15		18:13	23	0:47
14	F	da COSTA Stephane +A	0	0	0	2	16	11	5	59.26	1	1	0		2	-1	6:24	6:12	7:45		20:21	22	0:55
19	D	CANTAGALLO Enzo	0	0	0	2	0	0	0	0.00	0	1	0		1	0	2:11	3:51	4:59		11:01	21	0:31
62	D	CHAKIACHVILI Florian	0	0	0	0	0	0	0	0.00	1	1	1		3	0	5:35	5:27	4:48		15:50	25	0:38
85	F	TEXIER Alexandre	0	0	0	0	0	0	0	0.00	1	2	0		3	-1	7:11	8:33	7:16		23:00	23	1:00
5	D	GUEBEY Enzo	0	0	0	0	0	0	0	0.00	3	0	0		3	0	4:31	4:27	6:28		15:26	20	0:46
7	D	CRINON Pierre	0	0	0	0	0	0	0	0.00	0	0	1		1	-1	4:30	4:20	5:32		14:22	23	0:37
41	F	BELLEMARE Pierre-Edouard +C	0	0	0	2	8	8	0	50.00	0	0	1		1	0	3:20	7:00	4:39		14:59	25	0:35
72	F	PERRET Jordann	0	0	0	0	0	0	0	0.00	1	0	1		2	0	5:14	5:54	4:40		15:48	25	0:37
78	F	FABRE Dylan	0	0	0	0	0	0	0	0.00	2	1	1		4	0	3:37	2:32	4:37		10:46	20	0:32
29	F	BOUDON Louis	0	0	0	0	5	7	-2	41.67	1	1	0		2	0	5:37	3:44	3:34		12:55	16	0:48
74	D	THIRY Thomas	0	0	0	0	0	0	0	0.00	0	0	0		0	-1	3:39	4:00	1:48		9:27	16	0:35
81	F	RECH Anthony	0	0	0	2	0	0	0	0.00	0	0	0		0	0	4:33	2:40	4:20		11:33	18	0:38
95	F	BOZON Kevin	0	0	0	2	0	0	0	0.00	0	0	0		0	0	3:06	2:24	2:50		8:20	14	0:35
90	F	DAIR Aurelien	0	0	0	0	0	0	0	0.00	0	0	0		0	0	0:00	0:11	0:00		0:11	1	0:11
30	GK	KELLER Antoine	0	0	0	0					0	0	0		0								
36	GK	NECKAR Martin	0	0	0	0					0	0	0		0								
<b>Total</b>			<b>0</b>	<b>0</b>	<b>0</b>	<b>10</b>	<b>33</b>	<b>35</b>	<b>-2</b>	<b>48.53</b>	<b>11</b>	<b>8</b>	<b>8</b>		<b>27</b>								

Group A

R	Team	GP	W	OTW	OTL	L	GDF	GF:GA	PTS
1	CAN	3	3	0	0	0	+17	20 : 3	9
2	SUI	3	1	1	0	1	+1	9 : 8	5
3	CZE	3	1	0	1	1	-3	9 : 12	4
4	FRA	3	0	0	0	3	-15	5 : 20	0

	CAN	CZE	FRA	SUI
CAN		5:0	10:2	5:1
CZE	0:5		6:3	3:4
FRA	2:10	3:6		0:4
SUI	1:5	4:3	4:0	



THU 12 FEB 2026

Start Time 12:10  
End Time 14:41

Men  
Uomini / Hommes

Preliminary round - Group A, Game 3

Turno preliminare - Gruppo A, Partita 3 / Tour preliminaire - Groupe A, Match 3



Legend:				
<b>(G)</b> Goals in tournament	<b>*</b>	Does not count for Plus/minus	<b>+/-</b> Plus/minus net	<b>+A</b> Alternate Captain
<b>+C</b> Captain	<b>A</b>	Assists	<b>AVG</b> Average time on ice / shift	<b>D</b> Defender
<b>EQ</b> Equal strength	<b>ET/Res</b>	Penalty end time/Result of game	<b>F</b> Forward	<b>FO%</b> % Face-offs won
<b>FO+</b> Face-offs won	<b>FO-</b>	Face-offs lost	<b>FO+/-</b> Face-offs net	<b>G</b> Goals
<b>GA</b> Goals against	<b>GDF</b>	Goal difference	<b>GF</b> Goals for	<b>GK</b> Goalkeeper
<b>GP</b> Games played	<b>L</b>	Losses	<b>MIP</b> Minutes in play (GK)	<b>No.</b> Jersey number
<b>OT</b> Overtime	<b>OTL</b>	Overtime losses	<b>OTW</b> Overtime wins	<b>P</b> Points
<b>PIM</b> Penalties in minutes	<b>Pos.</b>	Position	<b>PP1</b> Power play - 1 player	<b>PPG</b> Power play goals
<b>PTS</b> Points	<b>R</b>	Rank	<b>SHF</b> Number of shifts	<b>SHG</b> Shorthanded goals
<b>SOG</b> Shots on goal	<b>SVS</b>	Saves	<b>TOT</b> Total	<b>TPP</b> Time on power play
<b>TS</b> Total shots	<b>W</b>	Wins		

**REVISED** After video review an assist was awarded to player #28 MEIER Timo on goal 2:0 at 3:06.



Shot Chart

Tabella azioni di tiro / Analyse des tirs


SUI - FRA



1st Period



Shots by SUI  
Goal (o): 2  
Block (<): 4  
Save (+): 14  
Miss (-): 5

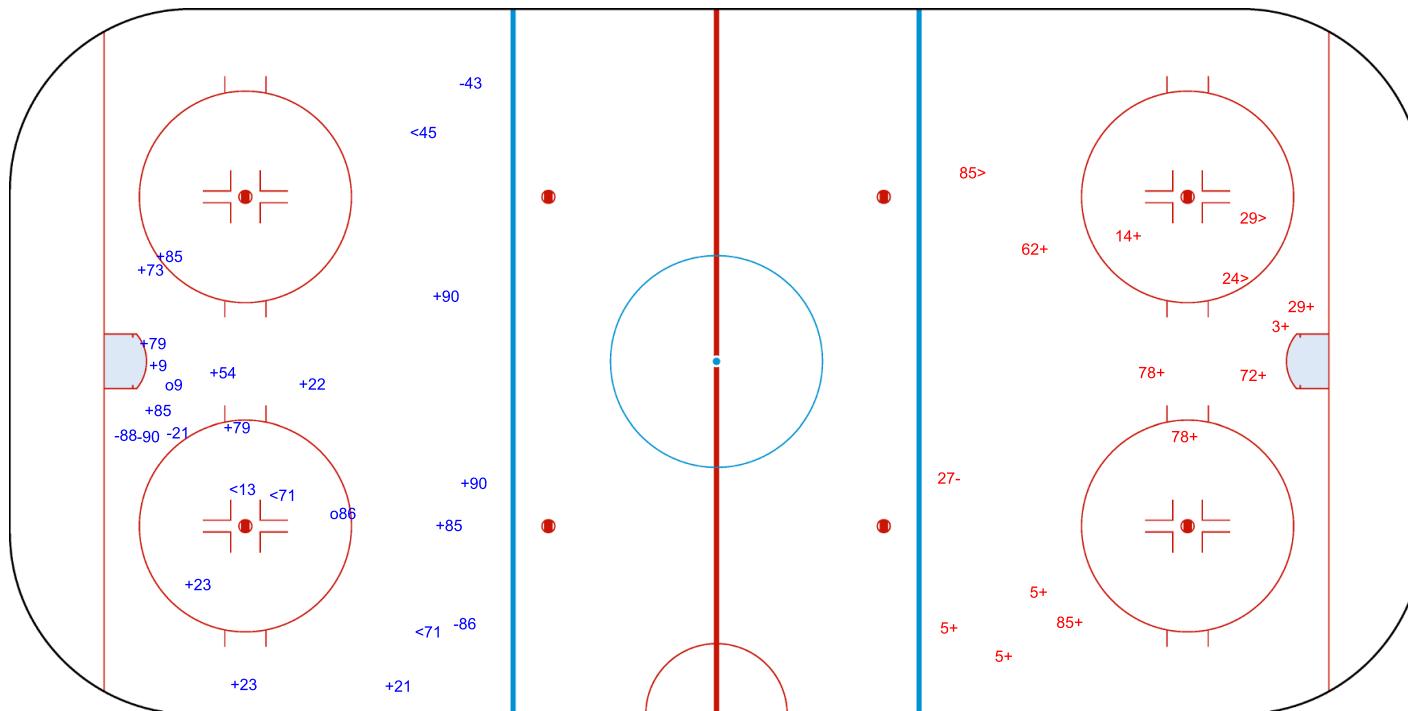


GK 30 of FRA

Shots by FRA  
Goal (o): 0  
Block (>): 3  
Save (+): 11  
Miss (-): 1




GK 63 of SUI



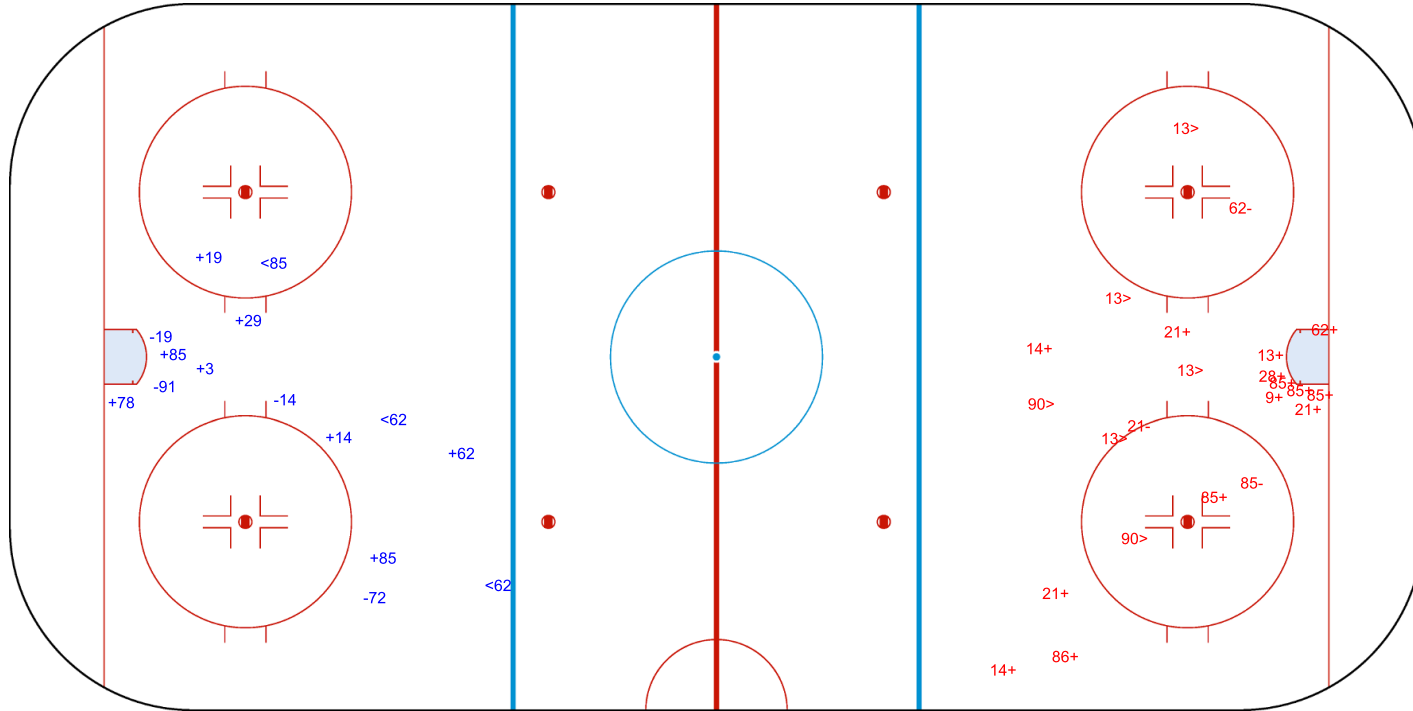


Shots by FRA  
Goal (o): 0  
Block (<): 3  
Save (+): 8  
Miss (-): 4



GK 63 of SUI

SUI → 2nd Period ← FRA




Shots by SUI  
Goal (o): 0  
Block (>): 6  
Save (+): 14  
Miss (-): 3



GK 30 of FRA



Shots by SUI  
Goal (o): 2  
Block (<): 6  
Save (+): 11  
Miss (-): 6



GK 30 of FRA



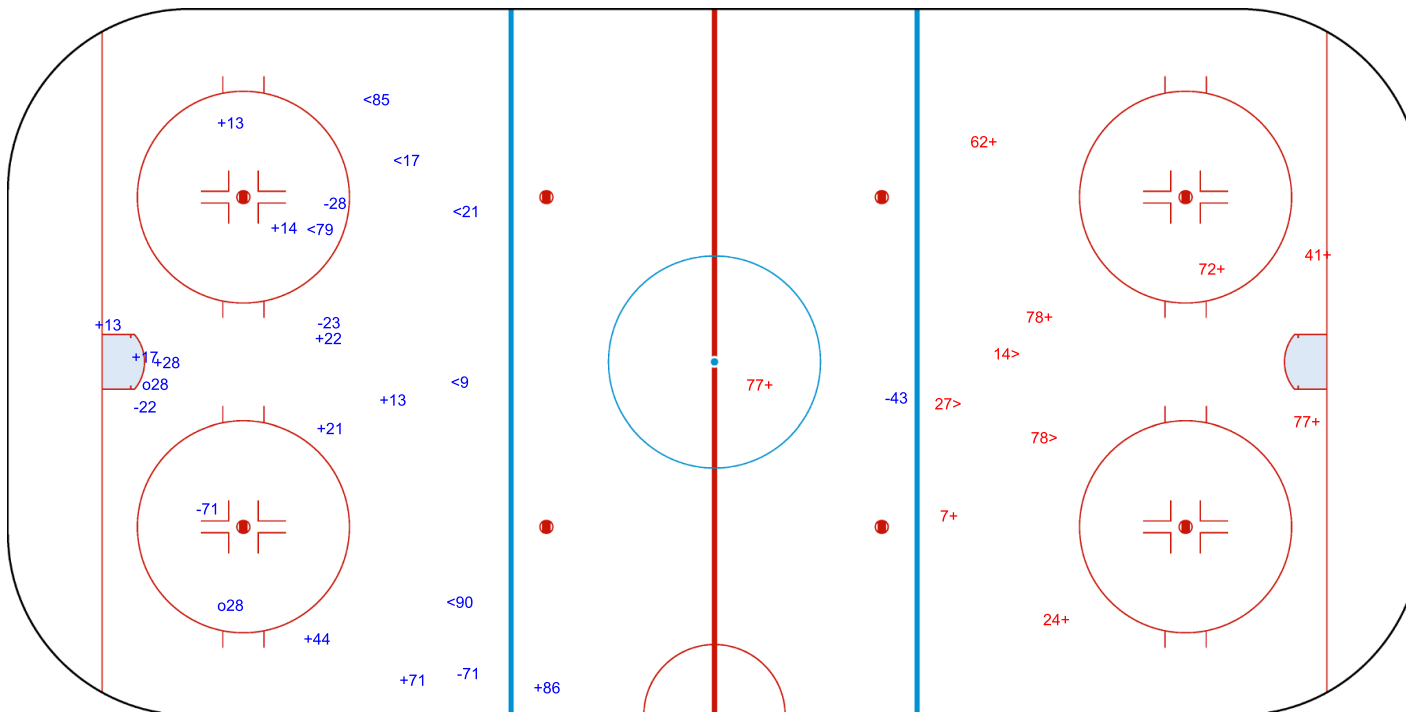
3rd Period



Shots by FRA  
Goal (o): 0  
Block (>): 3  
Save (+): 8  
Miss (-): 0



GK 63 of SUI



Legend: GK Goalkeeper



### Face-off Chart

Tabella ingaggi / Statistiques des mises en jeu

#### SUI - FRA

##### 1st PERIOD

	SUI	FRA	Neutral zone		SUI	FRA	Total wins all zones				
	Def. zone	Att. zone	SUI	FRA	Att. zone	Def. zone					
	+ 44	- 29	+ 13	- 24	- 13	+ 41	<table border="1"> <thead> <tr> <th>SUI</th> <th>FRA</th> </tr> </thead> <tbody> <tr> <td>14 / 67%</td> <td>7 / 33%</td> </tr> </tbody> </table>	SUI	FRA	14 / 67%	7 / 33%
SUI	FRA										
14 / 67%	7 / 33%										
	+ 44	- 29	+ 17	- 14	+ 23	- 24					
	+ 13	- 24	+ 44	- 14	- 85	+ 41					
	- 44	+ 14	+ 17	- 29	- 44	+ 41					
	+ 13	- 14	+ 17	- 14	+ 23	- 41					
	- 13	+ 14	- 13	+ 24	+ 13	- 24					
	+ 73	- 14			+ 62	- 24					
	- 73	+ 14									
Total wins / period	5 / 63%	3 / 37%	5 / 83%	1 / 17%	4 / 57%	3 / 43%					

##### 2nd PERIOD

	SUI	FRA	Neutral zone		SUI	FRA	Total wins all zones				
	Def. zone	Att. zone	SUI	FRA	Att. zone	Def. zone					
	- 13	+ 14	+ 13	- 14	- 44	+ 24	<table border="1"> <thead> <tr> <th>SUI</th> <th>FRA</th> </tr> </thead> <tbody> <tr> <td>10 / 38%</td> <td>16 / 62%</td> </tr> </tbody> </table>	SUI	FRA	10 / 38%	16 / 62%
SUI	FRA										
10 / 38%	16 / 62%										
	- 62	+ 14	- 44	+ 24	- 17	+ 41					
	- 62	+ 14	- 17	+ 41	- 62	+ 29					
	- 62	+ 14	- 44	+ 29	- 13	+ 41					
	+ 62	- 14	+ 23	- 24	+ 13	- 41					
	+ 44	- 14	- 88	+ 14	+ 62	- 29					
	- 88	+ 14			+ 13	- 14					
	- 88	+ 14			- 13	+ 29					
	- 44	+ 14			+ 62	- 41					
	+ 17	- 41			+ 13	- 41					
Total wins / period	3 / 30%	7 / 70%	2 / 33%	4 / 67%	5 / 50%	5 / 50%					

##### 3rd PERIOD

	SUI	FRA	Neutral zone		SUI	FRA	Total wins all zones				
	Def. zone	Att. zone	SUI	FRA	Att. zone	Def. zone					
	- 44	+ 41	+ 13	- 41	+ 13	- 24	<table border="1"> <thead> <tr> <th>SUI</th> <th>FRA</th> </tr> </thead> <tbody> <tr> <td>11 / 52%</td> <td>10 / 48%</td> </tr> </tbody> </table>	SUI	FRA	11 / 52%	10 / 48%
SUI	FRA										
11 / 52%	10 / 48%										
	- 44	+ 14	+ 17	- 24	+ 13	- 24					
	- 17	+ 41	- 17	+ 29	+ 79	- 14					
	- 17	+ 14	- 17	+ 14	+ 44	- 41					
	+ 62	- 14	+ 13	- 29	- 17	+ 14					
	+ 13	- 29	- 62	+ 24	+ 44	- 41					
			- 62	+ 29	- 17	+ 14					
			+ 62	- 29							
Total wins / period	2 / 33%	4 / 67%	4 / 50%	4 / 50%	5 / 71%	2 / 29%					



TOTAL

Total wins / game	SUI	FRA	SUI	FRA	SUI	FRA	Total wins all zones	
	Def. zone	Att. zone	Neutral zone		Att. zone	Def. zone	SUI	FRA
	10 / 42%	14 / 58%	11 / 55%	9 / 45%	14 / 58%	10 / 42%	35 / 51%	33 / 49%

HEAD TO HEAD

No.	FRA				Tot.	wins SUI	Dz	Nz	Az
	14	24	29	41					
13	3 - 2	5 - 1	2 - 1	3 - 2	19	13 68%	3 60%	4 80%	6 67%
17	2 - 4	1 - 0	1 - 1	1 - 3	13	5 38%	1 33%	4 57%	0 0%
23		2 - 0		1 - 0	3	3 100%		1 100%	2 100%
44	2 - 3	0 - 2	2 - 1	2 - 2	14	6 43%	3 43%	1 33%	2 50%
62	2 - 3	1 - 1	2 - 2	1 - 0	12	6 50%	2 40%	1 33%	3 75%
73	1 - 1				2	1 50%	1 50%		
79	1 - 0				1	1 100%			1 100%
85				0 - 1	1	0 0%			0 0%
88	0 - 3				3	0 0%	0 0%	0 0%	
<b>Tot.</b>	27	13	12	16	68	35 51%	10 42%	11 55%	14 58%
<b>wins FRA</b>	16 59%	4 31%	5 42%	8 50%	33 49%				
<b>Dz</b>	2 50%	1 17%	2 67%	5 45%	10 42%				
<b>Nz</b>	2 33%	3 50%	3 50%	1 50%	9 45%				
<b>Az</b>	12 71%	0 0%	0 0%	2 67%	14 58%				

<b>Legend:</b>	<b>Att.</b> Attacking	<b>Az</b> Attacking zone	<b>Def.</b> Defending	<b>Dz</b> Defending zone
<b>No.</b> Jersey number	<b>Nz</b> Neutral zone	<b>Tot.</b> Total face-offs played		



## Line-Ups

Formazioni / Composition des equipes

### CZE - CAN

#### Referees

28 HOLM Mikael (SWE), 4 McCAULEY Wes (CAN)

#### Goalkeepers

Team: CZE

##### No. Name

1 DOSTAL Lukas  
80 VLADAR Daniel

#### Team Line-ups

Team: CZE (Red)

##### No. Pos. Name

17	D	HRONEK Filip
51	D	SIMEK Radim
48	F	HERTL Tomas
88	F	PASTRNAK David +A
98	F	NECAS Martin
3	D	GUDAS Radko +A
6	D	KEMPNY Michal
18	F	PALAT Ondrej
64	F	KAMPF David
73	F	KASE Ondrej
7	D	SPACEK David
44	D	RUTTA Jan
10	F	CERVENKA Roman +C
23	F	SEDLAK Lukas
96	F	TOMASEK David
84	D	KUNDRATEK Tomas
12	F	FAKSA Radek
81	F	KUBALIK Dominik
93	F	STRANSKY Matej
19	F	FLEK Jakub

Head Coach: RULIK Radim

#### NOT DRESSED:

14 F CHLAPIK Filip  
26 D TICHACEK Jiri  
50 GK VEJDELKA Karel

#### Linespersons

58 BRIGANTI Nick (USA), 50 CHERREY Scott (CAN)

Team: CAN

##### No. Name

48 THOMPSON Logan  
50 BINNINGTON Jordan

Team: CAN (White)

##### No. Pos. Name

7	D	TOEWS Devon
8	D	MAKAR Cale +A
17	F	CELEBRINI Macklin
43	F	WILSON Tom
97	F	McDAVID Connor +A
44	D	MORRISSEY Josh
55	D	PARAYKO Colton
10	F	SUZUKI Nick
29	F	MacKINNON Nathan
38	F	HAGEL Brandon
20	D	HARLEY Thomas
89	D	DOUGHTY Drew
61	F	STONE Mark
87	F	CROSBY Sidney +C
93	F	MARNER Mitch
27	D	THEODORE Shea
13	F	REINHART Sam
14	F	HORVAT Bo
63	F	MARCHAND Brad
9	F	BENNETT Sam

Head Coach: COOPER Jon

#### NOT DRESSED:

6 D SANHEIM Travis  
24 F JARVIS Seth  
35 GK KUEMPER Darcy

#### Legend:

<b>+A</b>	Alternate Captain	<b>+C</b>	Captain	<b>D</b>	Defender	<b>F</b>	Forward
<b>No.</b>	Jersey number	<b>Pos.</b>	Position				



## Graphical Line-ups

Schema grafico formazioni / Alignments

### CZE - CAN

**Referees**

28 HOLM Mikael (SWE), 4 McCAULEY Wes (CAN)

**Linespersons**

58 BRIGANTI Nick (USA), 50 CHERREY Scott (CAN)

**Team:** CZE - Czechia (Red)

**Head Coach:** RULIK Radim

S1 1 DOSTAL Lukas		
80 VLADAR Daniel		
S5 88 PASTRNAK David +A	S4 48 HERTL Tomas	S6 98 NECAS Martin
S3 51 SIMEK Radim	S2 17 HRONEK Filip	
18 PALAT Ondrej	64 KAMPF David	73 KASE Ondrej
6 KEMPNY Michal	3 GUDAS Radko +A	
10 CERVENKA Roman +C	23 SEDLAK Lukas	96 TOMASEK David
7 SPACEK David	44 RUTTA Jan	
81 KUBALIK Dominik	12 FAKSA Radek	93 STRANSKY Matej
	84 KUNDRATEK Tomas	
19 FLEK Jakub		

**Team:** CAN - Canada (White)

**Head Coach:** COOPER Jon

S1 50 BINNINGTON Jordan		
48 THOMPSON Logan		
17 CELEBRINI Macklin	97 McDAVID Connor +A	43 WILSON Tom
S2 7 TOEWS Devon	S3 8 MAKAR Cale +A	
38 HAGEL Brandon	29 MacKINNON Nathan	10 SUZUKI Nick
44 MORRISSEY Josh	55 PARAYKO Colton	
S6 93 MARNER Mitch	S5 87 CROSBY Sidney +C	S4 61 STONE Mark
20 HARLEY Thomas	89 DOUGHTY Drew	
63 MARCHAND Brad	14 HORVAT Bo	13 REINHART Sam
	27 THEODORE Shea	
	9 BENNETT Sam	

**Legend:**

+A Alternate Captain

+C Captain

Sn Starting position



## Game Summary

Tabella riassuntiva partita / Resume du match

**CZE - CAN 0 - 5 (0 - 1, 0 - 2, 0 - 2)**

Spectators	Referees	Linespersons
11451	28 HOLM Mikael (SWE) , 4 McCAULEY Wes (CAN)	58 BRIGANTI Nick (USA) , 50 CHERREY Scott (CAN)

### Team Statistics

Period	Score	SVS	SOG	PIM	TPP	PPG	SHG
1	0 : 1	10 : 11	11 : 11	2 : 2	2:00 : 2:00	0 : 0	0 : 0
2	0 : 2	10 : 11	11 : 12	2 : 0	0:00 : 0:00	0 : 0	0 : 0
3	0 : 2	11 : 4	4 : 13	2 : 0	0:00 : 0:13	0 : 1	0 : 0
<b>Total</b>	<b>0 : 5</b>	<b>31 : 26</b>	<b>26 : 36</b>	<b>6 : 2</b>	<b>2:00 : 2:13</b>	<b>0 : 1</b>	<b>0 : 0</b>

### 1st Period

Action	Time	ET/Res	Team	Type	No.	Name	(G) Name of Assistant(s) / Action Description
GK	00:00		CZE		1	DOSTAL L	- Goalkeeper in
GK	00:00		CAN		50	BINNINGTON J	- Goalkeeper in
Penalty	02:05	04:05	CZE	2 min.	23	SEDLAK L	- Holding
Penalty	07:44	09:44	CAN	2 min.	10	SUZUKI N	- Tripping
<b>Goal</b>	<b>19:54</b>	<b>0 : 1</b>	<b>CAN</b>	<b>EQ</b>	<b>17</b>	<b>CELEBRINI M</b>	(1) 8 MAKAR C On Ice CZE 1 17 51 64 88 98 97 McDAVID C CAN 50 7 8 17 43 97

### 2nd Period

Action	Time	ET/Res	Team	Type	No.	Name	(G) Name of Assistant(s) / Action Description
<b>Goal</b>	<b>26:40</b>	<b>0 : 2</b>	<b>CAN</b>	<b>EQ</b>	<b>61</b>	<b>STONE M</b>	(1) 93 MARNER M On Ice CZE 1 7 23 44 81 93 87 CROSBY S CAN 50 7 8 61 87 93
<b>Goal</b>	<b>37:26</b>	<b>0 : 3</b>	<b>CAN</b>	<b>EQ</b>	<b>14</b>	<b>HORVAT B</b>	(1) 63 MARCHAND B On Ice CZE 1 6 17 23 88 98 20 HARLEY T CAN 50 13 14 20 63 89
Penalty	37:26	37:26	CZE	2 min.	6	KEMPNY M	- Slashing

### 3rd Period

Action	Time	ET/Res	Team	Type	No.	Name	(G) Name of Assistant(s) / Action Description
Penalty	47:29	47:42	CZE	2 min.	81	KUBALIK D	- Interference
<b>Goal</b>	<b>47:42</b>	<b>0 : 4</b>	<b>CAN</b>	<b>PP1</b>	<b>29</b>	<b>MacKINNON N</b>	(1) 97 McDAVID C On Ice CZE 1 3 6 23 73 87 CROSBY S CAN 50 8 13 29 87 97 *
<b>Goal</b>	<b>53:22</b>	<b>0 : 5</b>	<b>CAN</b>	<b>EQ</b>	<b>10</b>	<b>SUZUKI N</b>	(1) 97 McDAVID C On Ice CZE 1 7 10 23 73 84 20 HARLEY T CAN 50 10 20 38 89 97
GK	60:00		CZE				1 DOSTAL L - Goalkeeper out
GK	60:00		CAN				50 BINNINGTON J - Goalkeeper out

### Goalkeeper Records

Team : CZE - Czechia

No.	Name	SOG	SVS	MIP
1	DOSTAL Lukas	36	31	60:00
80	VLADAR Daniel			

Team : CAN - Canada

No.	Name	SOG	SVS	MIP
50	BINNINGTON Jordan	26	26	60:00
48	THOMPSON Logan			

### Game Statistics

Team : CZE (Red)										Shots on Goal					Time on Ice								
No.	Pos.	Name	G	A	P	PIM	FO+	FO-	FO+/-	FO%	1	2	3	OT	TS	+/-	1	2	3	OT	TOT	SHF	AVG
17	D	HRONEK Filip	0	0	0	0	0	0	0	0.00	0	1	0		1	-2	6:39	7:48	6:42		21:09	29	0:43
48	F	HERTL Tomas	0	0	0	0	3	9	-6	25.00	2	0	1		3	0	6:56	4:57	5:46		17:39	23	0:46
51	D	SIMEK Radim	0	0	0	0	0	0	0	0.00	1	3	0		4	-1	5:41	7:38	6:59		20:18	30	0:40
88	F	PASTRNAK David +A	0	0	0	0	0	0	0	0.00	0	1	0		1	-2	7:08	5:02	5:55		18:05	23	0:47
98	F	NECAS Martin	0	0	0	0	0	0	0	0.00	1	0	0		1	-2	7:36	6:23	5:01		19:00	23	0:49
3	D	GUDAS Radko +A	0	0	0	0	0	0	0	0.00	1	1	0		2	0	5:39	6:26	6:01		18:06	24	0:45
6	D	KEMPNY Michal	0	0	0	2	0	0	0	0.00	2	1	0		3	-1	6:55	8:22	6:39		21:56	29	0:45
18	F	PALAT Ondrej	0	0	0	0	0	0	0	0.00	0	2	0		2	0	5:13	6:43	5:15		17:11	23	0:44
64	F	KAMPF David	0	0	0	0	13	8	5	61.90	1	0	0		1	-1	5:50	6:37	5:14		17:41	24	0:44
73	F	KASE Ondrej	0	0	0	0	0	0	0	0.00	2	0	0		2	-1	6:03	5:31	3:50		15:24	24	0:38



Head Coach : RULIK Radim		Shots on Goal										Time on Ice											
No.	Pos.	Name	G	A	P	PIM	FO+	FO-	FO+/-	FO%	1	2	3	OT	TS	+/-	1	2	3	OT	TOT	SHF	AVG
7	D	SPACEK David	0	0	0	0	0	0	0	0.00	0	1	1		2	-2	7:29	5:34	6:57		20:00	27	0:44
10	F	CERVENKA Roman +C	0	0	0	0	0	0	0	0.00	0	0	0		0	-1	4:34	3:38	4:06		12:18	19	0:38
23	F	SEDLAK Lukas	0	0	0	2	4	6	-2	40.00	0	0	0		0	-3	3:53	4:03	3:53		11:49	20	0:35
44	D	RUTTA Jan	0	0	0	0	0	0	0	0.00	1	0	0		1	-1	5:14	4:12	0:00		9:26	13	0:43
96	F	TOMASEK David	0	0	0	0	0	1	-1	0.00	0	0	1		1	0	4:14	3:38	5:22		13:14	21	0:37
12	F	FAKSA Radek	0	0	0	0	7	9	-2	43.75	0	1	0		1	0	3:38	4:27	5:07		13:12	19	0:41
81	F	KUBALIK Dominik	0	0	0	2	0	0	0	0.00	0	0	1		1	-1	2:46	4:33	5:18		12:37	18	0:42
84	D	KUNDRATEK Tomas	0	0	0	0	0	0	0	0.00	0	0	0		0	-1	0:23	0:00	6:42		7:05	10	0:42
93	F	STRANSKY Matej	0	0	0	0	0	0	0	0.00	0	0	0		0	-1	2:04	4:28	5:00		11:32	18	0:38
19	F	FLEK Jakub	0	0	0	0	0	0	0	0.00	0	0	0		0	0	0:00	0:00	0:00		0:00	0	0:00
1	GK	DOSTAL Lukas	0	0	0	0					0	0	0		0								
80	GK	VLADAR Daniel	0	0	0	0					0	0	0		0								
<b>Total</b>			<b>0</b>	<b>0</b>	<b>0</b>	<b>6</b>	<b>27</b>	<b>33</b>	<b>-6</b>	<b>45.00</b>	<b>11</b>	<b>11</b>	<b>4</b>		<b>26</b>								

Team : CAN (White)																							
Head Coach : COOPER Jon		Shots on Goal										Time on Ice											
No.	Pos.	Name	G	A	P	PIM	FO+	FO-	FO+/-	FO%	1	2	3	OT	TS	+/-	1	2	3	OT	TOT	SHF	AVG
7	D	TOEWS Devon	0	0	0	0	0	0	0	0.00	0	0	0		0	+2	6:28	7:00	5:40		19:08	30	0:38
8	D	MAKAR Cale +A	0	1	1	0	0	0	0	0.00	2	0	1		3	+2	5:39	6:48	6:24		18:51	33	0:34
17	F	CELEBRINI Macklin	1	0	1	0	0	1	-1	0.00	2	0	0		2	+1	6:07	5:55	5:12		17:14	22	0:47
43	F	WILSON Tom	0	0	0	0	0	0	0	0.00	0	0	1		1	+1	6:21	5:32	4:13		16:06	22	0:43
97	F	McDAVID Connor +A	0	3	3	0	6	5	1	54.55	0	5	1		6	+2	7:00	6:04	5:00		18:04	22	0:49
10	F	SUZUKI Nick	1	0	1	2	0	1	-1	0.00	1	1	1		3	+1	3:44	5:29	4:20		13:33	23	0:35
29	F	MackINNON Nathan	1	0	1	0	10	3	7	76.92	1	0	2		3	0	4:59	5:15	4:30		14:44	23	0:38
38	F	HAGEL Brandon	0	0	0	0	0	0	0	0.00	0	1	1		2	+1	5:19	5:17	3:57		14:33	21	0:41
44	D	MORRISSEY Josh	0	0	0	0	0	0	0	0.00	0	0	0		0	0	6:05	1:05	0:00		7:10	13	0:33
55	D	PARAYKO Colton	0	0	0	0	0	0	0	0.00	0	0	0		0	0	6:11	4:54	6:33		17:38	27	0:39
20	D	HARLEY Thomas	0	2	2	0	0	0	0	0.00	0	1	1		2	+2	4:41	8:35	7:19		20:35	29	0:42
61	F	STONE Mark	1	0	1	0	0	0	0	0.00	0	1	1		2	+1	6:06	4:53	5:31		16:30	24	0:41
87	F	CROSBY Sidney +C	0	2	2	0	11	9	2	55.00	1	0	2		3	+1	5:47	4:18	6:02		16:07	22	0:43
89	D	DOUGHTY Drew	0	0	0	0	0	0	0	0.00	0	0	0		0	+2	5:15	6:10	7:34		18:59	28	0:40
93	F	MARNER Mitch	0	1	1	0	0	0	0	0.00	1	0	0		1	+1	6:14	4:33	5:53		16:40	22	0:45
13	F	REINHART Sam	0	0	0	0	0	0	0	0.00	1	0	0		1	+1	1:21	4:16	4:24		10:01	19	0:31
14	F	HORVAT Bo	1	0	1	0	4	5	-1	44.44	1	1	0		2	+1	3:16	2:21	4:17		9:54	19	0:31
27	D	THEODORE Shea	0	0	0	0	0	0	0	0.00	0	2	0		2	0	3:40	5:28	6:17		15:25	23	0:40
63	F	MARCHAND Brad	0	1	1	0	0	0	0	0.00	1	0	1		2	+1	2:13	3:46	3:30		9:29	15	0:37
9	F	BENNETT Sam	0	0	0	0	2	3	-1	40.00	0	0	1		1	0	1:34	2:21	3:24		7:19	11	0:39
48	GK	THOMPSON Logan	0	0	0	0					0	0	0		0								
50	GK	BINNINGTON Jordan	0	0	0	0					0	0	0		0								
<b>Total</b>			<b>5</b>	<b>10</b>	<b>15</b>	<b>2</b>	<b>33</b>	<b>27</b>	<b>6</b>	<b>55.00</b>	<b>11</b>	<b>12</b>	<b>13</b>		<b>36</b>								

Group A

R	Team	GP	W	OTW	OTL	L	GDF	GF : GA	PTS
1	CAN	1	1	0	0	0	+5	5 : 0	3
2	SUI	1	1	0	0	0	+4	4 : 0	3
3	FRA	1	0	0	0	1	-4	0 : 4	0
4	CZE	1	0	0	0	1	-5	0 : 5	0

	CAN	CZE	FRA	SUI
CAN		5:0	SUN 15 FEB 16:40	FRI 13 FEB 21:10
CZE	0:5		FRI 13 FEB 16:40	SUN 15 FEB 12:10
FRA	SUN 15 FEB 16:40	FRI 13 FEB 16:40		0:4
SUI	FRI 13 FEB 21:10	SUN 15 FEB 12:10	4:0	



Legend:		
<b>(G)</b> Goals in tournament	*	Does not count for Plus/minus
<b>+C</b> Captain	<b>A</b>	Assists
<b>EQ</b> Equal strength	<b>ET/Res</b>	Penalty end time/Result of game
<b>FO+</b> Face-offs won	<b>FO-</b>	Face-offs lost
<b>GA</b> Goals against	<b>GDF</b>	Goal difference
<b>GP</b> Games played	<b>L</b>	Losses
<b>OT</b> Overtime	<b>OTL</b>	Overtime losses
<b>PIM</b> Penalties in minutes	<b>Pos.</b>	Position
<b>PTS</b> Points	<b>R</b>	Rank
<b>SOG</b> Shots on goal	<b>SVS</b>	Saves
<b>TS</b> Total shots	<b>W</b>	Wins
<b>+/-</b>		Plus/minus net
<b>AVG</b>		Average time on ice / shift
<b>F</b>		Forward
<b>FO+/-</b>		Face-offs net
<b>GF</b>		Goals for
<b>MIP</b>		Minutes in play (GK)
<b>OTW</b>		Overtime wins
<b>PP1</b>		Power play - 1 player
<b>SHF</b>		Number of shifts
<b>TOT</b>		Total
<b>+A</b>		Alternate Captain
<b>D</b>		Defender
<b>FO%</b>		% Face-offs won
<b>G</b>		Goals
<b>GK</b>		Goalkeeper
<b>No.</b>		Jersey number
<b>P</b>		Points
<b>PPG</b>		Power play goals
<b>SHG</b>		Shorthanded goals
<b>TPP</b>		Time on power play



Shot Chart

Tabella azioni di tiro / Analyse des tirs

CZE - CAN

Shots by CZE  
Goal (o): 0  
Block (<): 2  
Save (+): 11  
Miss (-): 3



GK 50 of CAN



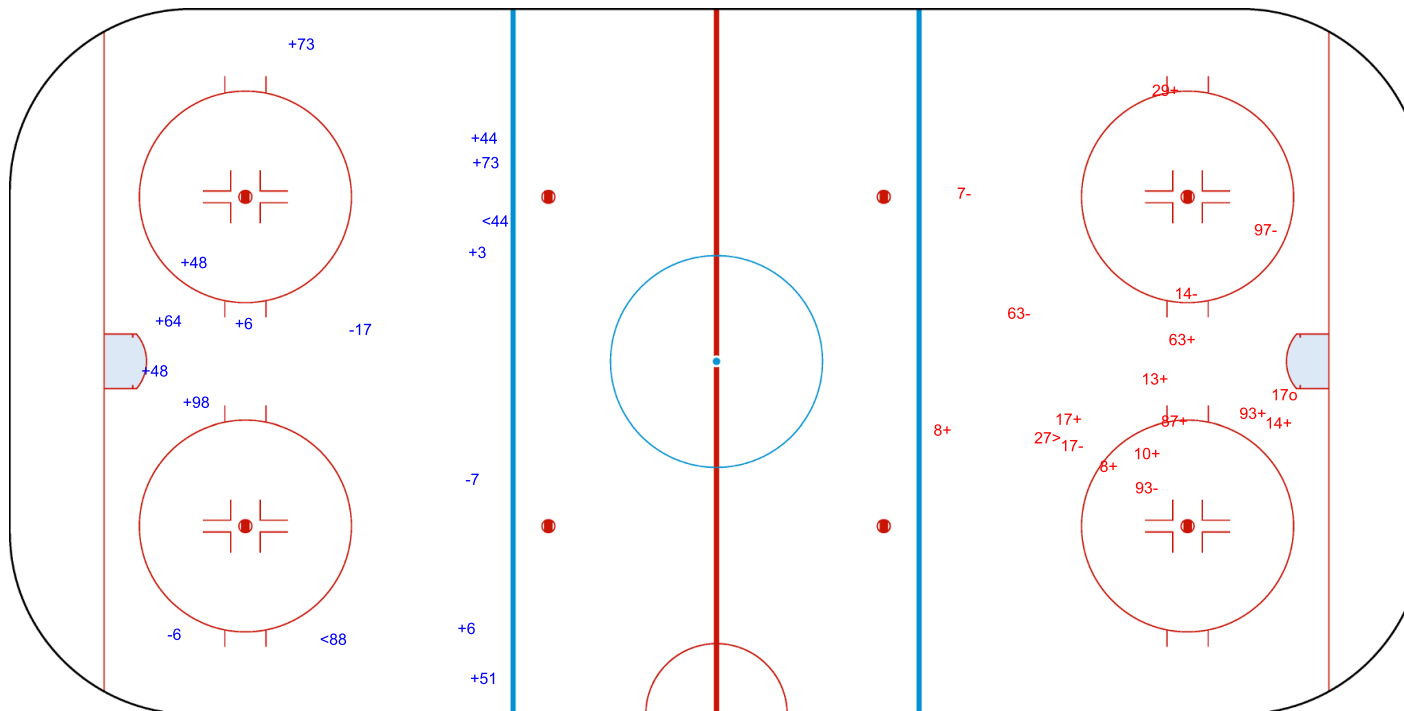
1st Period



Shots by CAN  
Goal (o): 1  
Block (>): 1  
Save (+): 10  
Miss (-): 6

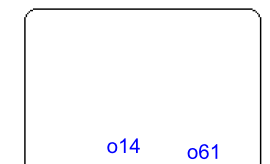


GK 1 of CZE



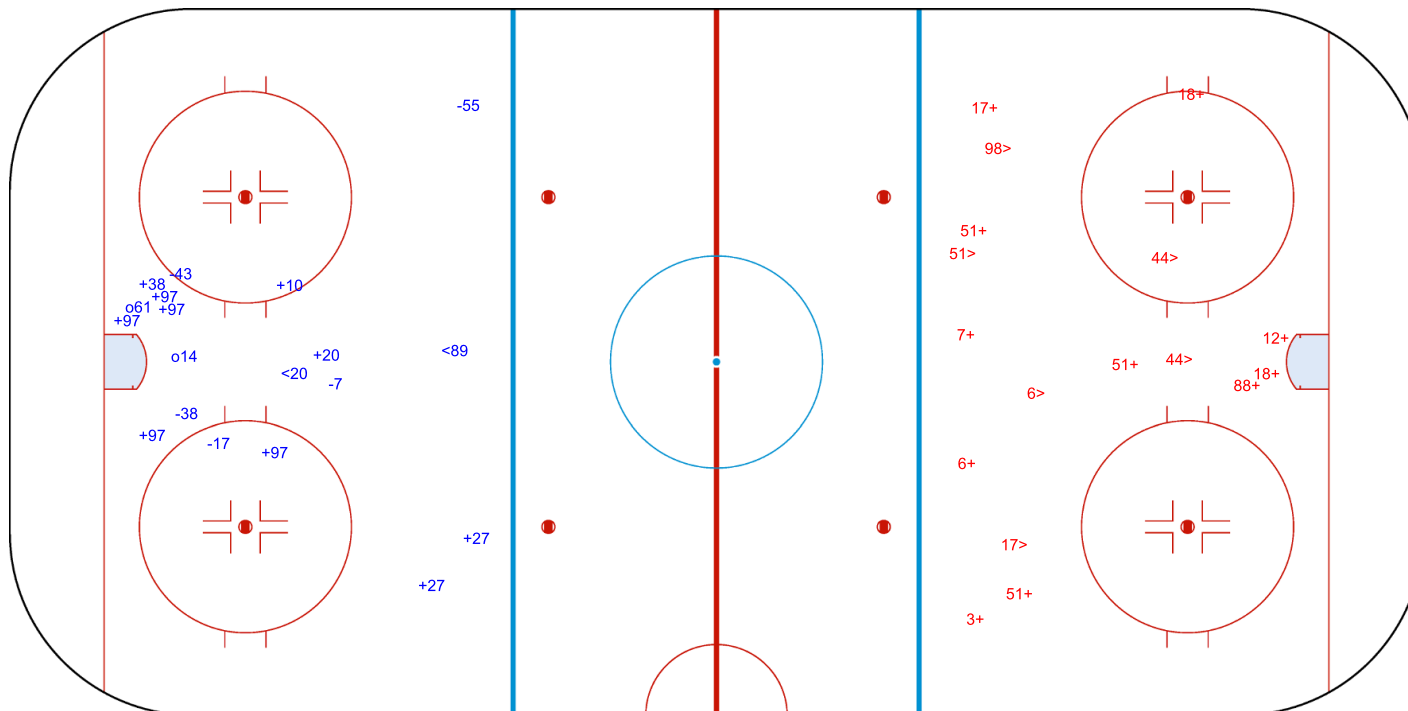


Shots by CAN  
Goal (o): 2  
Block (<): 2  
Save (+): 10  
Miss (-): 5




GK 1 of CZE

CZE → 2nd Period ← CAN



Shots by CZE  
Goal (o): 0  
Block (>): 6  
Save (+): 11  
Miss (-): 0



GK 50 of CAN



Shots by CZE

Goal (o): 0 Save (+): 4  
Block (<): 4 Miss (-): 1



GK 50 of CAN

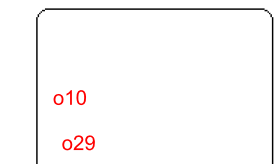


3rd Period

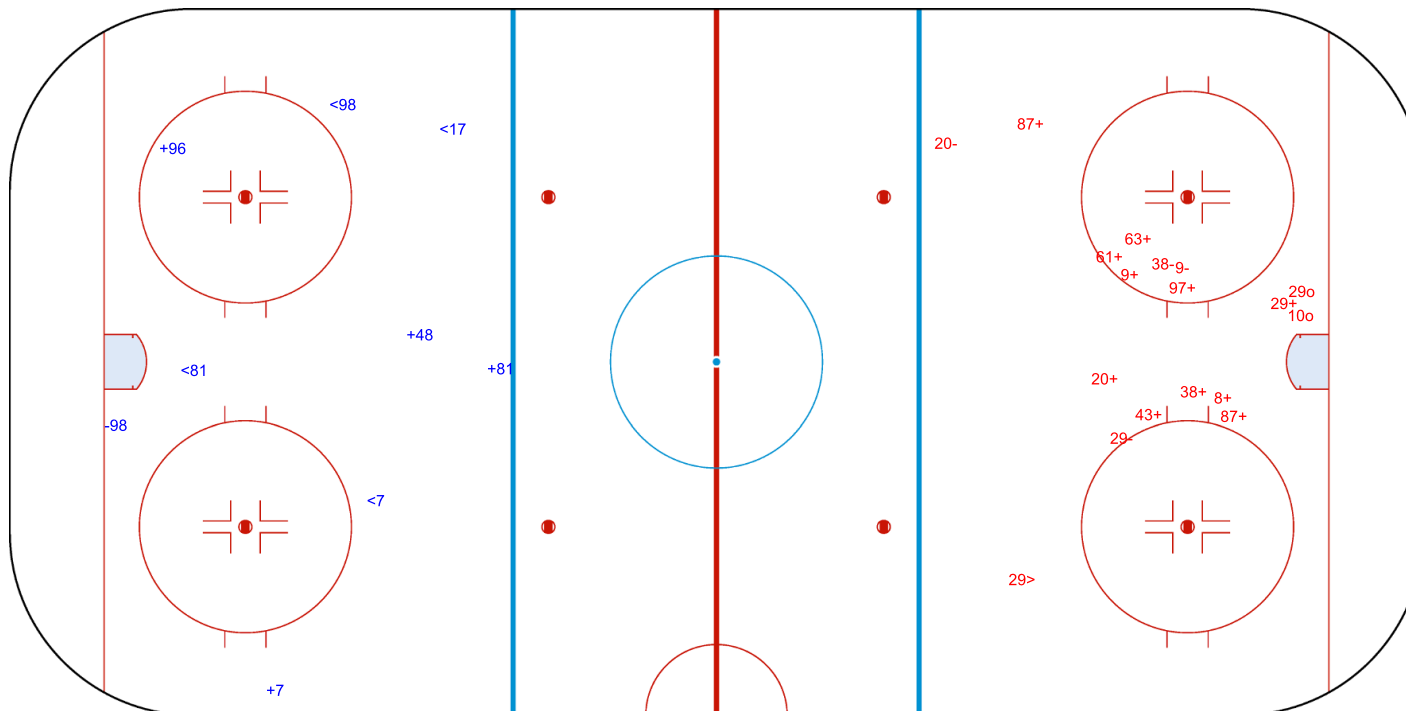


Shots by CAN

Goal (o): 2 Save (+): 11  
Block (>): 1 Miss (-): 4



GK 1 of CZE



Legend: GK Goalkeeper



### Face-off Chart

Tabella ingaggi / Statistiques des mises en jeu

#### CZE - CAN

##### 1st PERIOD

	CZE	CAN	Neutral zone		CZE	CAN	Total wins all zones				
	Def. zone	Att. zone	CZE	CAN	Att. zone	Def. zone					
	+ 64	- 87	- 48	+ 87	- 64	+ 29	<table border="1"> <thead> <tr> <th>CZE</th> <th>CAN</th> </tr> </thead> <tbody> <tr> <td>12 / 52%</td> <td>11 / 48%</td> </tr> </tbody> </table>	CZE	CAN	12 / 52%	11 / 48%
CZE	CAN										
12 / 52%	11 / 48%										
	+ 64	- 87	- 64	+ 29	- 96	+ 29					
	- 12	+ 29	- 48	+ 9	+ 48	- 97					
	- 64	+ 14	+ 64	- 14	+ 64	- 14					
	+ 23	- 9			- 48	+ 14					
	+ 12	- 87			- 48	+ 29					
	- 12	+ 87			+ 23	- 87					
	+ 23	- 29			+ 64	- 29					
	- 48	+ 87			+ 64	- 14					
	+ 64	- 87									
Total wins / period	6 / 60%	4 / 40%	1 / 25%	3 / 75%	5 / 56%	4 / 44%					

##### 2nd PERIOD

	CZE	CAN	Neutral zone		CZE	CAN	Total wins all zones				
	Def. zone	Att. zone	CZE	CAN	Att. zone	Def. zone					
	- 12	+ 87	- 48	+ 87	- 48	+ 97	<table border="1"> <thead> <tr> <th>CZE</th> <th>CAN</th> </tr> </thead> <tbody> <tr> <td>9 / 41%</td> <td>13 / 59%</td> </tr> </tbody> </table>	CZE	CAN	9 / 41%	13 / 59%
CZE	CAN										
9 / 41%	13 / 59%										
	- 64	+ 97	+ 48	- 87	+ 64	- 9					
	+ 64	- 87	- 23	+ 87	+ 64	- 9					
	- 12	+ 9	- 12	+ 29	- 64	+ 87					
	+ 12	- 97	+ 12	- 29	- 64	+ 87					
	+ 12	- 17	- 23	+ 14	- 12	+ 29					
	- 64	+ 29	- 23	+ 87							
	+ 64	- 97									
	+ 64	- 10									
Total wins / period	5 / 56%	4 / 44%	2 / 29%	5 / 71%	2 / 33%	4 / 67%					

##### 3rd PERIOD

	CZE	CAN	Neutral zone		CZE	CAN	Total wins all zones				
	Def. zone	Att. zone	CZE	CAN	Att. zone	Def. zone					
	- 23	+ 97	- 48	+ 87	+ 23	- 14	<table border="1"> <thead> <tr> <th>CZE</th> <th>CAN</th> </tr> </thead> <tbody> <tr> <td>6 / 40%</td> <td>9 / 60%</td> </tr> </tbody> </table>	CZE	CAN	6 / 40%	9 / 60%
CZE	CAN										
6 / 40%	9 / 60%										
	- 64	+ 97	- 12	+ 14	- 48	+ 87					
	- 23	+ 29	- 12	+ 97							
	+ 48	- 87	- 12	+ 97							
	+ 12	- 14									
	+ 64	- 87									
	- 23	+ 29									
	+ 12	- 97									
	+ 12	- 97									
Total wins / period	5 / 56%	4 / 44%	0 / 0%	4 / 100%	1 / 50%	1 / 50%					



TOTAL

Total wins / game	CZE		CAN		CZE		CAN		Total wins all zones	
	Def. zone	Att. zone	Neutral zone		Att. zone	Def. zone	CZE	CAN	CZE	CAN
	16 / 57%	12 / 43%	3 / 20%	12 / 80%	8 / 47%	9 / 53%	27 / 45%	33 / 55%		

HEAD TO HEAD

No.	CAN							Tot.	wins CZE	Dz	Nz	Az
	9	10	14	17	29	87	97					
12	0 - 1		1 - 1	1 - 0	1 - 3	1 - 2	3 - 2	16	7 44%	6 60%	1 20%	0 0%
23	1 - 0		1 - 1		1 - 2	1 - 2	0 - 1	10	4 40%	2 40%	0 0%	2 100%
48	0 - 1		0 - 1		0 - 1	2 - 5	1 - 1	12	3 25%	1 50%	1 20%	1 20%
64	2 - 0	1 - 0	3 - 1		1 - 3	5 - 2	1 - 2	21	13 62%	7 64%	1 50%	5 63%
96					0 - 1			1	0 0%			0 0%
<b>Tot.</b>	5	1	9	1	13	20	11	60	27 45%	16 57%	3 20%	8 47%
<b>wins CAN</b>	2 40%	0 0%	4 44%	0 0%	10 77%	11 55%	6 55%	33 55%				
<b>Dz</b>	0 0%		1 25%		4 80%	3 75%	1 50%	9 53%				
<b>Nz</b>	1 100%		2 67%		2 67%	5 83%	2 100%	12 80%				
<b>Az</b>	1 50%	0 0%	1 50%	0 0%	4 80%	3 30%	3 43%	12 43%				

<b>Legend:</b>	<b>Att.</b> Attacking	<b>Az</b> Attacking zone	<b>Def.</b> Defending	<b>Dz</b> Defending zone
<b>No.</b> Jersey number	<b>Nz</b> Neutral zone	<b>Tot.</b> Total face-offs played		



## Line-Ups

Formazioni / Composition des equipes

### LAT - USA

#### Referees

18 CAMPBELL Michael (CAN), 10 REHMAN Kyle (USA)

#### Goalkeepers

Team: LAT

No.	Name
30	MERZLIKINS Elvis
31	SILOVŠ Arturs

#### Team Line-ups

Team: LAT (Maroon)

No.	Pos.	Name
26	D	BALINSKIS Uvis Janis +A
94	D	RUBINS Kristians
22	F	VILMANIS Sandis
28	F	GIRGENSONS Zemgus +A
34	F	TRALMAKS Eduards
72	D	JAKS Janis
77	D	ZILE Kristaps Roberts
13	F	BUKARTS Rihards
21	F	BALCERS Rudolfs
23	F	BLUGERS Teodors
3	D	SMITS Alberts
55	D	MAMCICS Roberts
9	F	KRASTENBERGS Renars
11	F	LOCMELIS Dans
16	F	DAUGAVINS Kaspars +C
29	D	FREIBERGS Ralfs
17	F	DZIERKALS Martins
43	F	RAVINSKIS Anri
95	F	BATNA Oskars
97	F	EGLE Haralds

Head Coach: VITOLINS Harijs

#### NOT DRESSED:

27	D	CIBULSKIS Oskars
50	GK	GUDLEVSKIS Kristers
71	F	BUKARTS Roberts

#### Linespersons

98 ANKERSTJERNE Albert (DEN), 60 SUCHANEK Libor (CZE)

Team: USA

No.	Name
1	SWAYMAN Jeremy
37	HELLEBUYCK Connor

Team: USA (White)

No.	Pos.	Name
25	D	McAVOY Charlie +A
43	D	HUGHES Quinn
7	F	TKACHUK Brady
9	F	EICHEL Jack
19	F	TKACHUK Matthew +A
14	D	FABER Brock
74	D	SLAVIN Jaccob
12	F	BOLDY Matt
34	F	MATTHEWS Auston +C
59	F	GUENTZEL Jake
8	D	WERENSKI Zach
85	D	SANDERSON Jake
21	F	LARKIN Dylan
72	F	THOMPSON Tage
81	F	CONNOR Kyle
15	D	HANIFIN Noah
10	F	MILLER JT
29	F	NELSON Brock
86	F	HUGHES Jack
16	F	TROCHECK Vincent

Head Coach: SULLIVAN Mike

#### NOT DRESSED:

2	D	LaCOMBE Jackson
30	GK	OETTINGER Jake
91	F	KELLER Clayton

Legend:					
+A	Alternate Captain	+C	Captain	D	Defender
No.	Jersey number	Pos.	Position	F	Forward



**Graphical Line-ups**  
Schema grafico formazioni / Alignments

**REVISED**  
12 FEB 20:55

**LAT - USA**

**Referees**

18 CAMPBELL Michael (CAN), 10 REHMAN Kyle (USA)

**Linespersons**

98 ANKERSTJERNE Albert (DEN), 60 SUCHANEK Libor (CZE)

**Team:** LAT - Latvia (Maroon)

**Head Coach:** VITOLINS Harijs

<b>S1</b> 30 MERZLIKINS Elvis		
31 SILOVS Arturs		
<b>S4</b> 22 VILMANIS Sandis	<b>S5</b> 28 GIRGENSONS Zemgus +A	<b>S6</b> 34 TRALMAKS Eduards
<b>S3</b> 94 RUBINS Kristians	<b>S2</b> 26 BALINSKIS Uvis Janis +A	
13 BUKARTS Rihards	23 BLUGERS Teodors	21 BALCERS Rudolfs
72 JAKS Janis	77 ZILE Kristaps Roberts	
9 KRASTENBERGS Renars	11 LOCMELIS Dans	16 DAUGAVINS Kaspars +C
3 SMITS Alberts	55 MAMCICS Roberts	
43 RAVINSKIS Anri	95 BATNA Oskars	17 DZIERKALS Martins
29 FREIBERGS Ralfs		
97 EGLE Haralds		

**Team:** USA - United States of America (White)

**Head Coach:** SULLIVAN Mike

<b>S1</b> 37 HELLEBUYCK Connor		
1 SWAYMAN Jeremy		
7 TKACHUK Brady	9 EICHEL Jack	19 TKACHUK Matthew +A
<b>S3</b> 43 HUGHES Quinn	<b>S2</b> 25 McAVOY Charlie +A	
<b>S6</b> 59 GUENTZEL Jake	<b>S5</b> 34 MATTHEWS Auston +C	<b>S4</b> 12 BOLDY Matt
74 SLAVIN Jaccob	14 FABER Brock	
81 CONNOR Kyle	21 LARKIN Dylan	72 THOMPSON Tage
8 WERENSKI Zach	85 SANDERSON Jake	
10 MILLER JT	29 NELSON Brock	86 HUGHES Jack
15 HANIFIN Noah		
	16 TROCHECK Vincent	

**Legend:**

**+A** Alternate Captain      **+C** Captain      **Sn** Starting position

**REVISED**

Revised to correct Starting six as per request of Team USA



## Game Summary

Tabella riassuntiva partita / Resume du match

**LAT - USA 1 - 5 (1 - 1, 0 - 3, 0 - 1)**

Spectators	Referees	Linespersons
11288	18 CAMPBELL Michael (CAN) , 10 REHMAN Kyle (USA)	98 ANKERSTJERNE Albert (DEN) , 60 SUCHANEK Libor (CZE)

### Team Statistics

Period	Score	SVS	SOG	PIM	TPP	PPG	SHG
1	1 : 1	14 : 8	9 : 15	2 : 0	0:00 : 2:00	0 : 0	0 : 0
2	0 : 3	14 : 2	2 : 17	2 : 2	2:00 : 0:41	0 : 1	0 : 0
3	0 : 1	5 : 7	7 : 6	4 : 6	3:22 : 1:07	0 : 1	0 : 0
<b>Total</b>	<b>1 : 5</b>	<b>33 : 17</b>	<b>18 : 38</b>	<b>8 : 8</b>	<b>5:22 : 3:48</b>	<b>0 : 2</b>	<b>0 : 0</b>

### 1st Period

Action	Time	ET/Res	Team	Type	No.	Name	(G)	Name of Assistant(s) / Action Description
GK	00:00		LAT		30	MERZLIKINS E		- Goalkeeper in
GK	00:00		USA		37	HELLEBUYCK C		- Goalkeeper in
<b>Goal</b>	<b>05:29</b>	<b>0 : 1</b>	<b>USA</b>	<b>EQ</b>	<b>7</b>	<b>TKACHUK B</b>	(1)	19 TKACHUK M On Ice LAT 30 22 28 34 77 94 8 WERENSKI Z USA 37 7 8 9 15 19
<b>Goal</b>	<b>07:25</b>	<b>1 : 1</b>	<b>LAT</b>	<b>EQ</b>	<b>9</b>	<b>KRASTENBERGS R</b>	(1)	28 GIRGENSONS Z On Ice LAT 30 9 26 28 34 94 USA 37 9 12 14 59 74
Penalty	15:52	17:52	LAT	2 min.	9	KRASTENBERGS R		- Holding

### 2nd Period

Action	Time	ET/Res	Team	Type	No.	Name	(G)	Name of Assistant(s) / Action Description
Penalty	20:40	22:40	USA	2 min.	59	GUENTZEL J		- Hooking
<b>Goal</b>	<b>30:38</b>	<b>1 : 2</b>	<b>USA</b>	<b>EQ</b>	<b>29</b>	<b>NELSON B</b>	(1)	86 HUGHES J On Ice LAT 30 3 17 43 55 95 16 TROCHECK V USA 37 14 15 16 29 86
Penalty	36:54	37:35	LAT	2 min.	55	MAMCICS R		- Cross-Checking
<b>Goal</b>	<b>37:35</b>	<b>1 : 3</b>	<b>USA</b>	<b>PP1</b>	<b>72</b>	<b>THOMPSON T</b>	(1)	9 EICHEL J On Ice LAT 30 17 77 94 95 43 HUGHES Q USA 37 9 19 34 43 72 *
<b>Goal</b>	<b>39:48</b>	<b>1 : 4</b>	<b>USA</b>	<b>EQ</b>	<b>29</b>	<b>NELSON B</b>	(2)	86 HUGHES J On Ice LAT 30 13 21 23 55 94 19 TKACHUK M USA 37 19 25 29 43 86

### 3rd Period

Action	Time	ET/Res	Team	Type	No.	Name	(G)	Name of Assistant(s) / Action Description
GK	40:00		LAT		31	SILOVS A		- Goalkeeper in 30 MERZLIKINS E - Goalkeeper out
Penalty	41:28	42:35	LAT	2 min.	16	DAUGAVINS K		- Tripping
<b>Goal</b>	<b>42:35</b>	<b>1 : 5</b>	<b>USA</b>	<b>PP1</b>	<b>34</b>	<b>MATTHEWS A</b>	(1)	9 EICHEL J On Ice LAT 31 9 26 28 77 43 HUGHES Q USA 37 9 19 34 43 72 *
Penalty	49:11	51:11	USA	2 min.	21	LARKIN D		- Slashing
Penalty	56:38	60:00	USA	2 min.	14	FABER B		- Cross-Checking / start serving at 58:38
Penalty	56:38	58:38	LAT	2 min.	34	TRALMAKS E		- Cross-Checking
Penalty	56:38	58:38	USA	2 min.	14	FABER B		- Slashing / Served by: 7 TKACHUK B
GK	60:00		LAT					31 SILOVS A - Goalkeeper out
GK	60:00		USA					37 HELLEBUYCK C - Goalkeeper out

### Goalkeeper Records

Team : LAT - Latvia

No.	Name	SOG	SVS	MIP
30	MERZLIKINS Elvis	32	28	40:00
31	SILOVS Arturs	6	5	20:00

Team : USA - United States of America

No.	Name	SOG	SVS	MIP
37	HELLEBUYCK Connor	18	17	60:00
1	SWAYMAN Jeremy			

### Game Statistics

Team : LAT (Maroon)										Shots on Goal					Time on Ice								
No.	Pos.	Name	G	A	P	PIM	FO+	FO-	FO+/-	FO%	1	2	3	OT	TS	+/-	1	2	3	OT	TOT	SHF	AVG
22	F	VILMANIS Sandis	0	0	0	0	0	0	0	0.00	1	0	0		1	-1	6:15	4:25	5:00		15:40	20	0:47
26	D	BALINSKIS Uvis Janis +A	0	0	0	0	0	0	0	0.00	1	0	1		2	+1	8:52	8:08	7:13		24:13	26	0:55



Head Coach : VITOLINS Harijs										Shots on Goal				Time on Ice									
No.	Pos.	Name	G	A	P	PIM	FO+	FO-	FO+/-	FO%	1	2	3	OT	TS	+/-	1	2	3	OT	TOT	SHF	AVG
28	F	GIRGENSONS Zemgus +A	0	1	1	0	10	10	0	50.00	0	0	0	0	0	0	6:13	6:01	7:05		19:19	25	0:46
34	F	TRALMAKS Eduards	0	0	0	2	0	1	-1	0.00	2	0	0	2	0	0	5:26	5:49	5:21		16:36	21	0:47
94	D	RUBINS Kristians	0	0	0	0	0	0	0	0.00	0	0	1	1	-1	0	8:33	4:27	4:38		17:38	27	0:39
13	F	BUKARTS Rihards	0	0	0	0	0	0	0	0.00	0	0	1	1	-1	0	3:25	2:44	4:44		10:53	15	0:43
21	F	BALCERS Rudolfs	0	0	0	0	0	0	0	0.00	0	0	0	0	0	0	3:56	3:39	5:06		12:41	18	0:42
23	F	BLUGERS Teodors	0	0	0	0	6	8	-2	42.86	0	0	0	0	0	0	5:24	3:00	6:40		15:04	24	0:37
72	D	JAKS Janis	0	0	0	0	0	0	0	0.00	1	1	0	2	0	0	5:19	7:37	6:01		18:57	24	0:47
77	D	ZILE Kristaps Roberts	0	0	0	0	0	0	0	0.00	0	0	0	0	0	0	6:30	4:13	5:41		16:24	25	0:39
3	D	SMITS Alberts	0	0	0	0	0	0	0	0.00	0	0	1	1	-1	0	4:46	8:02	5:09		17:57	22	0:48
9	F	KRASTENBERGS Renars	1	0	1	2	0	0	0	0.00	2	0	1	3	+1	0	4:54	9:11	5:35		19:40	20	0:59
11	F	LOCMELIS Dans	0	0	0	0	5	8	-3	38.46	0	1	0	1	0	0	3:45	5:07	5:26		14:18	20	0:42
16	F	DAUGAVINS Kaspars +C	0	0	0	2	0	1	-1	0.00	0	0	1	1	0	0	4:07	3:19	5:16		12:42	18	0:42
55	D	MAMCICS Roberts	0	0	0	2	0	0	0	0.00	0	0	0	0	0	0	6:00	6:39	4:48		17:27	24	0:43
17	F	DZIERKALS Martins	0	0	0	0	0	0	0	0.00	2	0	0	2	-1	0	5:00	2:33	4:06		11:39	19	0:36
29	D	FREIBERGS Ralfs	0	0	0	0	0	0	0	0.00	0	0	1	1	0	0	0:00	0:00	4:23		4:23	8	0:32
43	F	RAVINSKIS Anri	0	0	0	0	0	0	0	0.00	0	0	0	0	0	0	2:56	2:04	0:40		5:40	9	0:37
95	F	BATNA Oskars	0	0	0	0	0	5	-5	0.00	0	0	0	0	0	0	5:44	7:49	4:29		18:02	22	0:49
97	F	EGLE Haralds	0	0	0	0	0	0	0	0.00	0	0	0	0	0	0	0:53	4:31	1:33		6:57	5	1:23
30	GK	MERZLIKINS Elvis	0	0	0	0					0	0	0	0	0								
31	GK	SILOVŠ Arturs	0	0	0	0					0	0	0	0	0								
<b>Total</b>			<b>1</b>	<b>1</b>	<b>2</b>	<b>8</b>	<b>21</b>	<b>33</b>	<b>-12</b>	<b>38.89</b>	<b>9</b>	<b>2</b>	<b>7</b>	<b>18</b>									

Team : USA (White)

Head Coach : SULLIVAN Mike										Shots on Goal				Time on Ice									
No.	Pos.	Name	G	A	P	PIM	FO+	FO-	FO+/-	FO%	1	2	3	OT	TS	+/-	1	2	3	OT	TOT	SHF	AVG
7	F	TKACHUK Brady	1	0	1	0	1	1	0	50.00	1	1	1	3	+1	0	5:43	4:29	5:21		15:33	20	0:46
9	F	EICHEL Jack	0	2	2	0	6	5	1	54.55	1	0	2	3	0	0	6:33	5:50	5:50		18:13	21	0:52
19	F	TKACHUK Matthew +A	0	2	0	0	0	0	0	0.00	1	3	0	4	+2	0	6:06	5:33	6:16		17:55	22	0:48
25	D	McAVOY Charlie +A	0	0	0	0	0	0	0	0.00	1	1	1	3	+1	0	6:33	5:31	6:06		18:10	26	0:41
43	D	HUGHES Quinn	0	2	2	0	0	0	0	0.00	1	0	0	1	+1	0	7:11	7:24	6:54		21:29	28	0:46
12	F	BOLDY Matt	0	0	0	0	0	0	0	0.00	0	1	0	1	-1	0	5:00	4:35	4:46		14:21	20	0:43
14	D	FABER Brock	0	0	0	4	0	0	0	0.00	1	1	0	2	0	0	5:14	5:52	5:53		16:59	28	0:36
34	F	MATTHEWS Auston +C	1	0	1	0	10	6	4	62.50	2	1	1	4	0	0	5:00	5:11	5:33		15:44	19	0:49
59	F	GUENTZEL Jake	0	0	0	2	0	0	0	0.00	1	1	0	2	-1	0	5:00	4:09	4:11		13:20	20	0:40
74	D	SLAVIN Jaccob	0	0	0	0	0	0	0	0.00	0	1	0	1	-1	0	5:24	4:40	4:59		15:03	23	0:39
8	D	WERENSKI Zach	0	1	1	0	0	0	0	0.00	2	1	0	3	+1	0	6:25	6:02	4:48		17:15	21	0:49
21	F	LARKIN Dylan	0	0	0	2	8	2	6	80.00	1	0	0	1	0	0	4:51	4:50	4:11		13:52	22	0:37
72	F	THOMPSON Tage	1	0	1	0	0	1	-1	0.00	1	2	0	3	0	0	6:13	2:12	3:09		11:34	15	0:46
81	F	CONNOR Kyle	0	0	0	0	0	0	0	0.00	0	0	0	0	0	0	5:14	3:52	2:14		11:20	16	0:42
85	D	SANDERSON Jake	0	0	0	0	0	0	0	0.00	1	1	0	2	0	0	4:38	6:38	5:02		16:18	22	0:44
10	F	MILLER JT	0	0	0	0	1	0	1	100.00	0	0	0	0	0	0	3:18	4:34	4:20		12:12	22	0:33
15	D	HANIFIN Noah	0	0	0	0	0	0	0	0.00	0	0	0	0	+2	0	2:27	3:23	5:11		11:01	14	0:47
29	F	NELSON Brock	2	0	2	0	3	1	2	75.00	0	2	1	3	+2	0	3:44	4:48	4:53		13:25	21	0:38
86	F	HUGHES Jack	0	2	2	0	0	0	0	0.00	0	1	0	1	+2	0	4:40	4:16	2:18		11:14	16	0:42
16	F	TROCHECK Vincent	0	1	1	0	4	5	-1	44.44	1	0	0	1	+1	0	0:58	4:35	3:38		9:11	14	0:39
1	GK	SWAYMAN Jeremy	0	0	0	0					0	0	0	0	0								
37	GK	HELLEBUYCK Connor	0	0	0	0					0	0	0	0	0								
<b>Total</b>			<b>5</b>	<b>10</b>	<b>15</b>	<b>8</b>	<b>33</b>	<b>21</b>	<b>12</b>	<b>61.11</b>	<b>15</b>	<b>17</b>	<b>6</b>	<b>38</b>									

THU 12 FEB 2026

Start Time 21:10  
End Time 23:40

Men  
Uomini / Hommes

Preliminary round - Group C, Game 5

Turno preliminare - Gruppo C, Partita 5 / Tour preliminaire - Groupe C, Match 5



Group C

R	Team	GP	W	OTW	OTL	L	GDF	GF : GA	PTS
1	USA	1	1	0	0	0	+4	5 : 1	3
2	GER	1	1	0	0	0	+2	3 : 1	3
3	DEN	1	0	0	0	1	-2	1 : 3	0
4	LAT	1	0	0	0	1	-4	1 : 5	0

	DEN	GER	LAT	USA
DEN		1:3	SUN 15 FEB 19:10	SAT 14 FEB 21:10
GER	3:1		SAT 14 FEB 12:10	SUN 15 FEB 21:10
LAT	SUN 15 FEB 19:10	SAT 14 FEB 12:10		1:5
USA	SAT 14 FEB 21:10	SUN 15 FEB 21:10	5:1	

Legend:

<b>(G)</b> Goals in tournament	*	Does not count for Plus/minus	<b>+/-</b> Plus/minus net	<b>+A</b> Alternate Captain
<b>+C</b> Captain	<b>A</b>	Assists	<b>AVG</b> Average time on ice / shift	<b>D</b> Defender
<b>EQ</b> Equal strength	<b>ET/Res</b>	Penalty end time/Result of game	<b>F</b> Forward	<b>FO%</b> % Face-offs won
<b>FO+</b> Face-offs won	<b>FO-</b>	Face-offs lost	<b>FO+/-</b> Face-offs net	<b>G</b> Goals
<b>GA</b> Goals against	<b>GDF</b>	Goal difference	<b>GF</b> Goals for	<b>GK</b> Goalkeeper
<b>GP</b> Games played	<b>L</b>	Losses	<b>MIP</b> Minutes in play (GK)	<b>No.</b> Jersey number
<b>OT</b> Overtime	<b>OTL</b>	Overtime losses	<b>OTW</b> Overtime wins	<b>P</b> Points
<b>PIM</b> Penalties in minutes	<b>Pos.</b>	Position	<b>PP1</b> Power play - 1 player	<b>PPG</b> Power play goals
<b>PTS</b> Points	<b>R</b>	Rank	<b>SHF</b> Number of shifts	<b>SHG</b> Shorthanded goals
<b>SOG</b> Shots on goal	<b>SVS</b>	Saves	<b>TOT</b> Total	<b>TPP</b> Time on power play
<b>TS</b> Total shots	<b>W</b>	Wins		

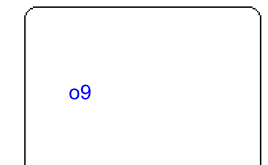


Shot Chart

Tabella azioni di tiro / Analyse des tirs

LAT - USA

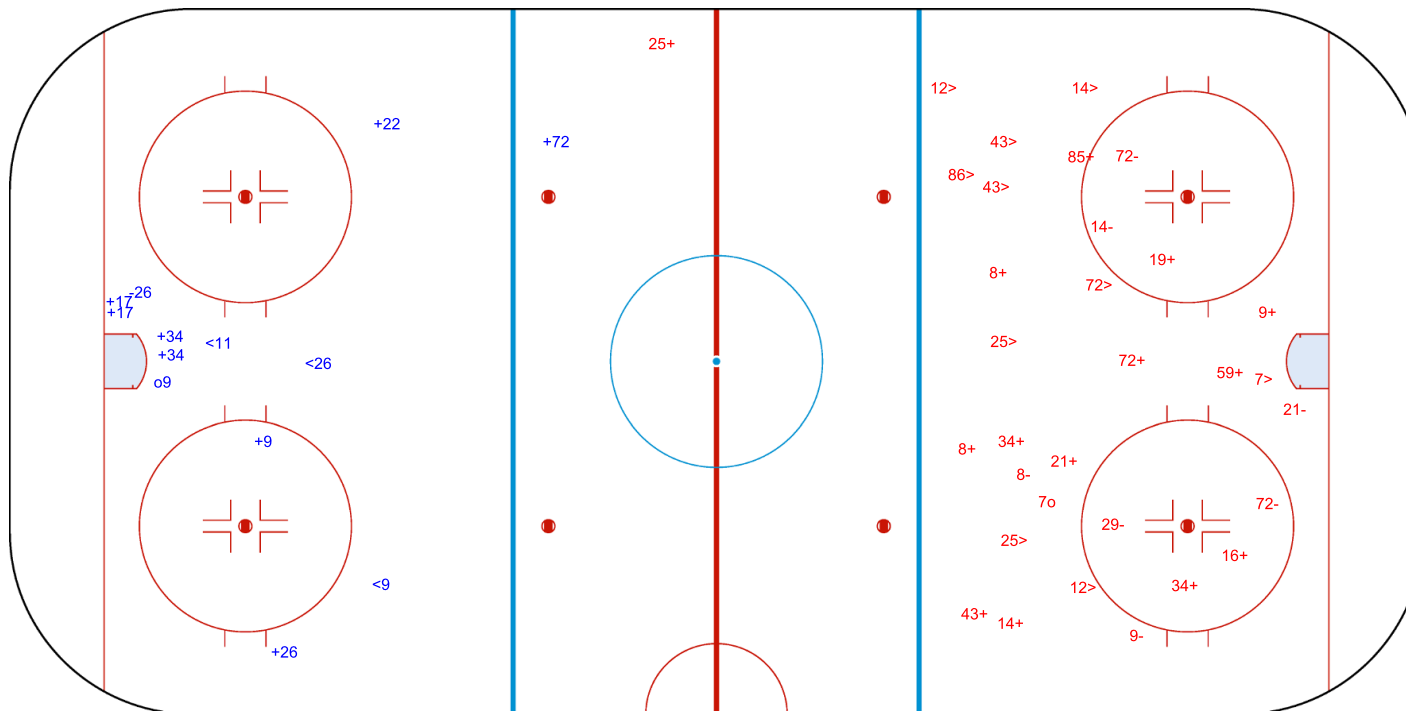
Shots by LAT  
Goal (o): 1  
Block (<): 3  
Save (+): 8  
Miss (-): 1




GK 37 of USA



1st Period



Shots by USA  
Goal (o): 1  
Block (>): 10  
Save (+): 14  
Miss (-): 7



GK 30 of LAT



# Milano Santagiulia Ice Hockey

**THU 12 FEB 2026**  
Start Time 21:10

**Ice Hockey**  
Hockey su ghiaccio / Hockey sur glace


**Men**  
Uomini / Hommes

## Preliminary round - Group C, Game 5

Turno preliminare - Gruppo C, Partita 5 / Tour preliminaire - Groupe C, Match 5

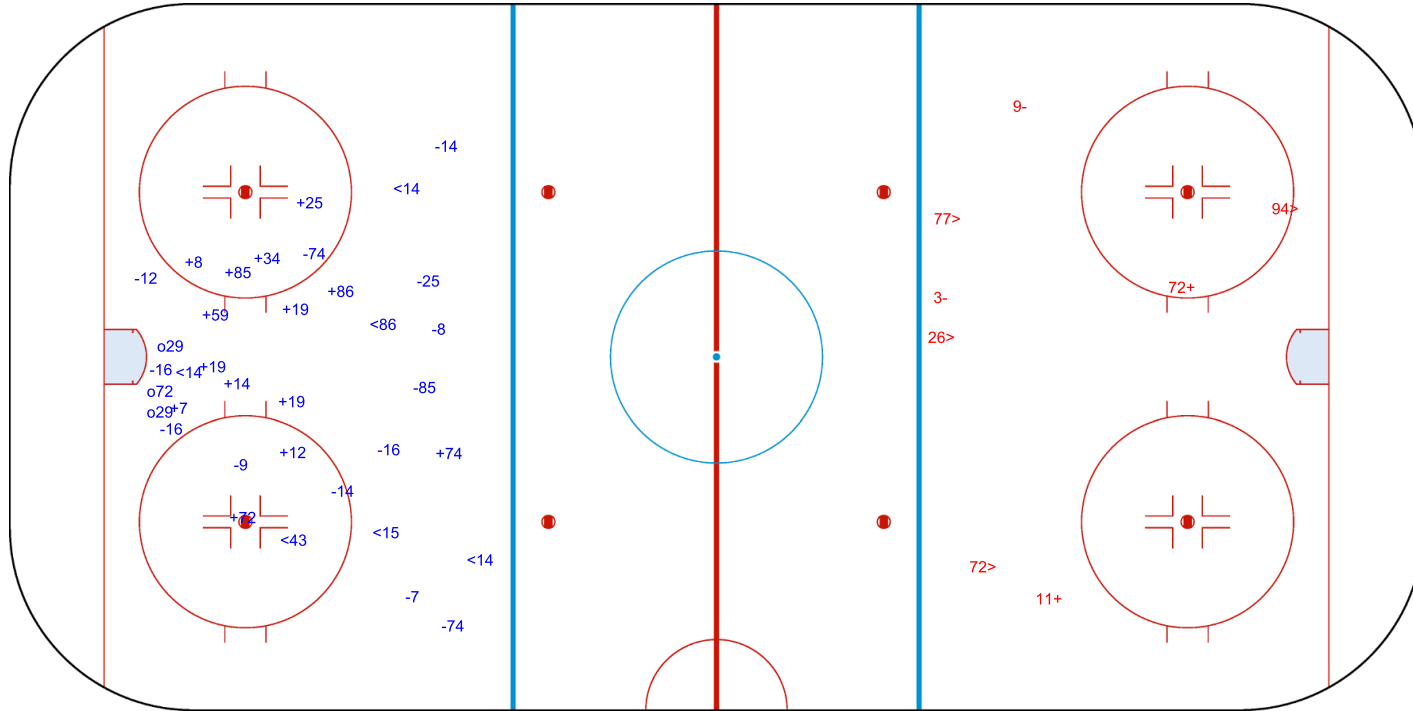


Shots by USA  
Goal (o): 3  
Block (<): 6  
Save (+): 14  
Miss (-): 13




GK 30 of LAT

LAT → **2nd Period** ← USA



Shots by LAT  
Goal (o): 0  
Block (>): 4  
Save (+): 2  
Miss (-): 2



GK 37 of USA



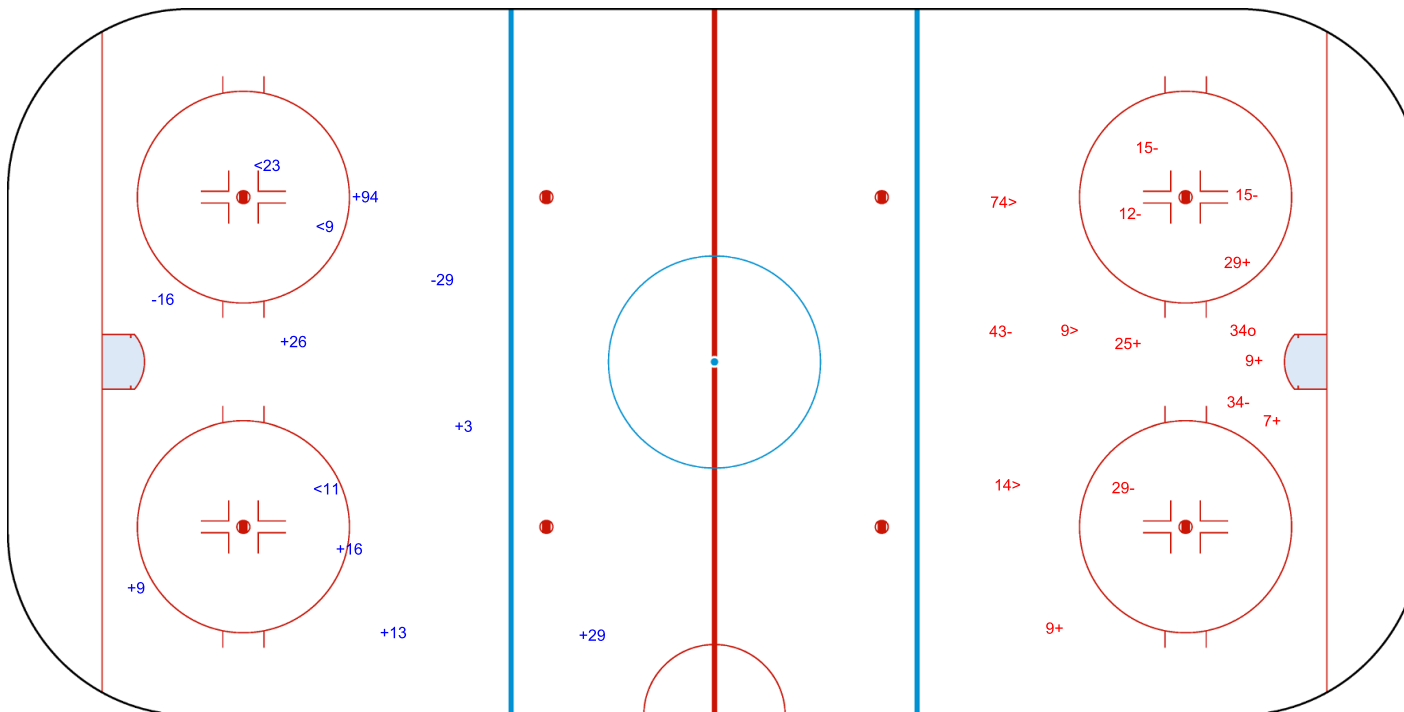
Shots by LAT  
Goal (o): 0  
Block (<): 3  
Save (+): 7  
Miss (-): 2



GK 37 of USA



3rd Period



Shots by USA  
Goal (o): 1  
Block (>): 3  
Save (+): 5  
Miss (-): 6



GK 30 of LAT



GK 31 of LAT

Legend: GK Goalkeeper



### Face-off Chart

Tabella ingaggi / Statistiques des mises en jeu

#### LAT - USA

##### 1st PERIOD

LAT	USA	LAT	USA	LAT	USA	Total wins all zones			
Def. zone	Att. zone	Neutral zone		Att. zone	Def. zone	LAT	USA		
- 11	+ 29	- 28	+ 34	+ 28	- 16	8 / 40%	12 / 60%		
+ 11	- 16	+ 11	- 21						
- 34	+ 34	+ 28	- 9						
+ 11	- 34	+ 28	- 9						
+ 23	- 72	- 11	+ 29						
- 28	+ 9	- 28	+ 9						
- 95	+ 21	- 11	+ 34						
- 23	+ 29	+ 28	- 21						
- 95	+ 34								
- 28	+ 21								
- 95	+ 9								
Total wins / period		3 / 27%	8 / 73%	4 / 50%	4 / 50%			1 / 100%	0 / 0%

##### 2nd PERIOD

LAT	USA	LAT	USA	LAT	USA	Total wins all zones			
Def. zone	Att. zone	Neutral zone		Att. zone	Def. zone	LAT	USA		
- 28	+ 34	+ 28	- 34	+ 23	- 16	6 / 46%	7 / 54%		
- 11	+ 9	+ 28	- 34	+ 23	- 9				
- 23	+ 21	+ 28	- 34						
+ 28	- 9	- 11	+ 21						
- 16	+ 21								
- 23	+ 34								
- 95	+ 34								
Total wins / period		1 / 14%	6 / 86%	3 / 75%	1 / 25%			2 / 100%	0 / 0%

##### 3rd PERIOD

LAT	USA	LAT	USA	LAT	USA	Total wins all zones			
Def. zone	Att. zone	Neutral zone		Att. zone	Def. zone	LAT	USA		
- 95	+ 34	+ 28	- 34	+ 11	- 9	7 / 33%	14 / 67%		
- 23	+ 34	- 11	+ 21	- 11	+ 16				
- 23	+ 9	- 28	+ 34	- 23	+ 9				
- 23	+ 21	+ 23	- 7	- 28	+ 16				
- 11	+ 21	+ 23	- 16	- 28	+ 10				
+ 28	- 34	+ 23	- 16	- 28	+ 16				
+ 11	- 29			- 28	+ 16				
				- 28	+ 16				
				- 23	+ 7				
Total wins / period		2 / 29%	5 / 71%	4 / 67%	2 / 33%			1 / 13%	7 / 87%



TOTAL

Total wins / game	LAT	USA	LAT	USA	LAT	USA	Total wins all zones	
	Def. zone	Att. zone	Neutral zone		Att. zone	Def. zone	LAT	USA
	6 / 24%	19 / 76%	11 / 61%	7 / 39%	4 / 36%	7 / 64%	21 / 39%	33 / 61%

HEAD TO HEAD

		USA								Tot.	wins LAT	Dz	Nz	Az
No.		7	9	10	16	21	29	34	72					
LAT	11		1 - 1		1 - 1	1 - 3	1 - 2	1 - 1		13	5 38%	3 50%	1 20%	1 50%
	16					0 - 1				1	0 0%	0 0%		
	23	1 - 1	1 - 2		3 - 0	0 - 2	0 - 1	0 - 2	1 - 0	14	6 43%	1 14%	3 100%	2 50%
	28		3 - 2	0 - 1	1 - 3	1 - 1		5 - 3		20	10 50%	2 40%	7 70%	1 20%
	34							0 - 1		1	0 0%	0 0%		
	95		0 - 1			0 - 1		0 - 3		5	0 0%	0 0%		
<b>Tot.</b>	2	11	1	9	10	4	16	1	54	21 39%	6 24%	11 61%	4 36%	
<b>wins USA</b>	1 50%	6 55%	1 100%	4 44%	8 80%	3 75%	10 63%	0 0%	33 61%					
<b>Dz</b>	1 100%	1 33%	1 100%	4 67%					7 64%					
<b>Nz</b>	0 0%	1 33%		0 0%	2 50%	1 100%	3 43%		7 39%					
<b>Az</b>		4 80%		0 0%	6 100%	2 67%	7 78%	0 0%	19 76%					

<b>Legend:</b>	<b>Att.</b> Attacking	<b>Az</b> Attacking zone	<b>Def.</b> Defending	<b>Dz</b> Defending zone
<b>No.</b> Jersey number	<b>Nz</b> Neutral zone	<b>Tot.</b> Total face-offs played		



## Line-Ups

Formazioni / Composition des equipes

### GER - DEN

#### Referees

20 ANSONS Andris (LAT), 7 HOLM Christoffer (SWE)

#### Goalkeepers

Team: GER

No.	Name
30	GRUBAUER Philipp
37	FRANZREB Maximilian

#### Team Line-ups

Team: GER (Black)

No.	Pos.	Name
38	D	WAGNER Fabio
53	D	SEIDER Moritz +A
29	F	DRAISAITL Leon +C
44	F	SAMANSKI Joshua
95	F	TIFFELS Frederik
6	D	WISSMANN Kai
41	D	MULLER Jonas
18	F	STUTZLE Tim +A
19	F	STACHOWIAK Wojciech
77	F	PETERKA John
9	D	GAWANKE Leon
49	D	KALBLE Lukas
65	F	MICHAELIS Marc
72	F	KAHUN Dominik
73	F	REICHEL Lukas
91	D	MULLER Moritz
8	F	RIEDER Tobias
40	F	EHL Alexander
78	F	STURM Nico

Head Coach: KREIS Harold

#### NOT DRESSED:

11	D	GEIBEL Korbinian
35	GK	NIEDERBERGER Mathias
62	F	TUOMIE Parker
74	F	SCHUTZ Justin

#### Linespersons

64 HYNEK Daniel (CZE), 83 MacPHERSON Matt (CAN)

Team: DEN

No.	Name
30	SOGAARD Mads
31	ANDERSEN Frederik

Team: DEN (White)

No.	Pos.	Name
22	D	LAURIDSEN Markus
41	D	JENSEN AABO Jesper +C
11	F	TRUE Alexander
24	F	EHLERS Nikolaj
27	F	BJORKSTRAND Oliver
3	D	SETKOV Malte
48	D	JENSEN Nicholas B
17	F	JENSEN Nicklas
20	F	ELLER Lars
86	F	BLICHFELD Joachim
25	D	LAURIDSEN Oliver +A
42	D	BRUGGISSER Phillip
12	F	MOELGAARD Oscar
29	F	AAGAARD Mikkel
95	F	OLESEN Nick
15	D	LASSEN Matias
9	F	STORM Frederik
63	F	RUSSELL Patrick +A
65	F	WEJSE Christian
38	F	POULSEN Morten

Head Coach: GATH Mikael

#### NOT DRESSED:

40	D	KOCH Anders
50	F	BAU Mathias
80	GK	DICHOW Frederik

#### Legend:

<b>+A</b>	Alternate Captain	<b>+C</b>	Captain	<b>D</b>	Defender	<b>F</b>	Forward
<b>No.</b>	Jersey number	<b>Pos.</b>	Position				



## Graphical Line-ups

Schema grafico formazioni / Alignments

### GER - DEN

#### Referees

20 ANSONS Andris (LAT), 7 HOLM Christoffer (SWE)

#### Linespersons

64 HYNEK Daniel (CZE), 83 MacPHERSON Matt (CAN)

Team: GER - Germany (Black)

Head Coach: KREIS Harold

S1 30 GRUBAUER Philipp		
37 FRANZREB Maximilian		
S5 44 SAMANSKI Joshua	S4 29 DRAISAITL Leon +C	S6 95 TIFFELS Frederik
S2 38 WAGNER Fabio	S3 53 SEIDER Moritz +A	
77 PETERKA John	18 STUTZLE Tim +A	19 STACHOWIAK Wojciech
41 MULLER Jonas	6 WISSMANN Kai	
73 REICHEL Lukas	65 MICHAELIS Marc	72 KAHUN Dominik
49 KALBLE Lukas	9 GAWANKE Leon	
8 RIEDER Tobias	78 STURM Nico	40 EHL Alexander
	91 MULLER Moritz	

Team: DEN - Denmark (White)

Head Coach: GATH Mikael

S1 31 ANDERSEN Frederik		
30 SOGAARD Mads		
27 BJORKSTRAND Oliver	11 TRUE Alexander	24 EHLERS Nikolaj
S3 41 JENSEN AABO Jesper +C	S2 22 LAURIDSEN Markus	
S6 86 BLICHFELD Joachim	S5 20 ELLER Lars	S4 17 JENSEN Nicklas
48 JENSEN Nicholas B	3 SETKOV Malte	
95 OLESEN Nick	12 MOELGAARD Oscar	29 AAGAARD Mikkel
25 LAURIDSEN Oliver +A	42 BRUGGISSER Phillip	
9 STORM Frederik	65 WEJSE Christian	63 RUSSELL Patrick +A
	15 LASSEN Matias	
		38 POULSEN Morten

#### Legend:

+A Alternate Captain      +C Captain      Sn Starting position



### Game Summary

Tabella riassuntiva partita / Resume du match

**GER - DEN 3 - 1 (1 - 1, 2 - 0, 0 - 0)**

Spectators	Referees	Linespersons
3986	20 ANSONS Andris (LAT) , 7 HOLM Christoffer (SWE)	64 HYNEK Daniel (CZE) , 83 MacPHERSON Matt (CAN)

#### Team Statistics

Period	Score	SVS	SOG	PIM	TPP	PPG	SHG
1	1 : 1	7 : 4	5 : 8	0 : 2	2:00 : 0:00	0 : 0	0 : 0
2	2 : 0	16 : 9	11 : 16	0 : 2	0:21 : 0:00	1 : 0	0 : 0
3	0 : 0	14 : 10	10 : 14	0 : 0	0:00 : 0:00	0 : 0	0 : 0
<b>Total</b>	<b>3 : 1</b>	<b>37 : 23</b>	<b>26 : 38</b>	<b>0 : 4</b>	<b>2:21 : 0:00</b>	<b>1 : 0</b>	<b>0 : 0</b>

#### 1st Period

Action	Time	ET/Res	Team	Type	No.	Name	(G)	Name of Assistant(s) / Action Description
GK	00:00		GER		30	GRUBAUER P		- Goalkeeper in
GK	00:00		DEN		31	ANDERSEN F		- Goalkeeper in
<b>Goal</b>	<b>00:23</b>	<b>1 : 0</b>	<b>GER</b>	<b>EQ</b>	<b>29</b>	<b>DRAISAITL L</b>	(1)	95 TIFFELS F On Ice GER 30 29 38 44 53 95 38 WAGNER F DEN 31 17 20 22 41 86
<b>Goal</b>	<b>13:09</b>	<b>1 : 1</b>	<b>DEN</b>	<b>EQ</b>	<b>12</b>	<b>MOELGAARD O</b>	(1)	24 EHLERS N On Ice GER 30 29 38 44 53 73 41 JENSEN AABO J DEN 31 12 22 24 27 41
Penalty	15:30	17:30	DEN	2 min.	20	ELLER L		- Tripping

#### 2nd Period

Action	Time	ET/Res	Team	Type	No.	Name	(G)	Name of Assistant(s) / Action Description
<b>Goal</b>	<b>24:20</b>	<b>2 : 1</b>	<b>GER</b>	<b>EQ</b>	<b>18</b>	<b>STUTZLE T</b>	(1)	77 PETERKA J On Ice GER 30 18 19 38 53 77 19 STACHOWIAK W DEN 31 3 12 29 48 95
Penalty	29:41	30:02	DEN	2 min.	12	MOELGAARD O		- Holding
<b>Goal</b>	<b>30:02</b>	<b>3 : 1</b>	<b>GER</b>	<b>PP1</b>	<b>18</b>	<b>STUTZLE T</b>	(2)	29 DRAISAITL L On Ice GER 30 18 29 44 53 77 53 SEIDER M DEN 31 20 25 41 63

#### 3rd Period

Action	Time	ET/Res	Team	Type	No.	Name	(G)	Name of Assistant(s) / Action Description
GK	56:12		DEN					31 ANDERSEN F - Goalkeeper out
Time-out	58:24		DEN					
GK	59:46		DEN		31	ANDERSEN F		- Goalkeeper in
GK	60:00		GER					30 GRUBAUER P - Goalkeeper out
GK	60:00		DEN					31 ANDERSEN F - Goalkeeper out

#### Goalkeeper Records

Team : GER - Germany

No.	Name	SOG	SVS	MIP
30	GRUBAUER Philipp	38	37	60:00
37	FRANZREB Maximilian			

Team : DEN - Denmark

No.	Name	SOG	SVS	MIP
31	ANDERSEN Frederik	26	23	56:26
30	SOGAARD Mads			

#### Game Statistics

Team : GER (Black)										Shots on Goal					Time on Ice								
No.	Pos.	Name	G	A	P	PIM	FO+	FO-	FO+/-	FO%	1	2	3	OT	TS	+/-	1	2	3	OT	TOT	SHF	AVG
29	F	DRAISAITL Leon +C	1	1	2	0	17	13	4	56.67	1	1	1		3	0	7:31	6:54	7:21		21:46	29	0:45
38	D	WAGNER Fabio	0	1	1	0	0	0	0	0.00	1	0	0		1	+1	5:51	6:36	7:28		19:55	29	0:41
44	F	SAMANSKI Joshua	0	0	0	0	0	0	0	0.00	0	0	1		1	0	7:15	6:54	7:14		21:23	28	0:45
53	D	SEIDER Moritz +A	0	1	1	0	0	0	0	0.00	0	1	0		1	+1	7:09	8:28	10:41		26:18	29	0:54
95	F	TIFFELS Frederik	0	1	1	0	0	0	0	0.00	2	2	1		5	+1	5:18	5:54	6:57		18:09	26	0:41
6	D	WISSMANN Kai	0	0	0	0	0	0	0	0.00	0	0	2		2	0	8:11	7:45	5:39		21:35	29	0:44
18	F	STUTZLE Tim +A	2	0	2	0	6	10	-4	37.50	0	3	0		3	+1	6:08	4:19	6:22		16:49	20	0:50
19	F	STACHOWIAK Wojciech	0	1	1	0	0	0	0	0.00	0	0	0		0	+1	5:46	4:01	6:41		16:28	20	0:49
41	D	MULLER Jonas	0	0	0	0	0	0	0	0.00	0	0	0		0	0	7:34	4:48	5:57		18:19	27	0:40
77	F	PETERKA John	0	1	1	0	0	0	0	0.00	0	2	1		3	+1	5:52	4:12	7:05		17:09	20	0:51



Head Coach : KREIS Harold										Shots on Goal				Time on Ice									
No.	Pos.	Name	G	A	P	PIM	FO+	FO-	FO+/-	FO%	1	2	3	OT	TS	+/-	1	2	3	OT	TOT	SHF	AVG
9	D	GAWANKE Leon	0	0	0	0	0	0	0	0.00	0	0	0	0	0	0	3:46	6:13	3:19		13:18	20	0:39
49	D	KALBLE Lukas	0	0	0	0	0	0	0	0.00	0	1	3		4	0	4:20	3:56	6:39		14:55	22	0:40
65	F	MICHAELIS Marc	0	0	0	0	5	8	-3	38.46	0	0	0		0	0	3:28	5:00	3:18		11:46	16	0:44
72	F	KAHUN Dominik	0	0	0	0	0	0	0	0.00	0	0	1		1	0	4:46	5:56	3:34		14:16	19	0:45
73	F	REICHEL Lukas	0	0	0	0	0	0	0	0.00	1	0	0		1	-1	5:32	5:03	4:03		14:38	19	0:46
8	F	RIEDER Tobias	0	0	0	0	0	0	0	0.00	0	0	0		0	0	3:29	3:13	1:29		8:11	15	0:32
40	F	EHL Alexander	0	0	0	0	0	0	0	0.00	0	1	0		1	0	3:17	4:55	1:39		9:51	14	0:42
78	F	STURM Nico	0	0	0	0	3	6	-3	33.33	0	0	0		0	0	3:33	4:06	4:34		12:13	19	0:38
91	D	MULLER Moritz	0	0	0	0	0	0	0	0.00	0	0	0		0	0	1:40	1:53	0:00		3:33	5	0:42
30	GK	GRUBAUER Philipp	0	0	0	0					0	0	0		0								
37	GK	FRANZREB Maximilian	0	0	0	0					0	0	0		0								
<b>Total</b>			<b>3</b>	<b>6</b>	<b>9</b>	<b>0</b>	<b>31</b>	<b>37</b>	<b>-6</b>	<b>45.59</b>	<b>5</b>	<b>11</b>	<b>10</b>		<b>26</b>								

Team : DEN (White)

Head Coach : GATH Mikael										Shots on Goal				Time on Ice									
No.	Pos.	Name	G	A	P	PIM	FO+	FO-	FO+/-	FO%	1	2	3	OT	TS	+/-	1	2	3	OT	TOT	SHF	AVG
11	F	TRUE Alexander	0	0	0	0	9	9	0	50.00	1	1	1		3	0	6:30	6:02	8:16		20:48	25	0:49
22	D	LAURIDSEN Markus	0	0	0	0	0	0	0	0.00	1	0	2		3	0	7:09	8:11	8:20		23:40	27	0:52
24	F	EHLERS Nikolaj	0	1	1	0	0	0	0	0.00	1	2	0		3	+1	5:40	6:02	8:49		20:31	22	0:55
27	F	BJORKSTRAND Oliver	0	0	0	0	0	0	0	0.00	1	3	3		7	+1	7:01	6:34	9:25		23:00	22	1:02
41	D	JENSEN AABO Jesper +C	0	1	1	0	0	0	0	0.00	0	0	0		0	0	9:38	6:40	8:01		24:19	27	0:54
3	D	SETKOV Malte	0	0	0	0	0	0	0	0.00	0	1	0		1	-1	4:12	4:18	4:06		12:36	22	0:34
17	F	JENSEN Nicklas	0	0	0	0	0	0	0	0.00	0	0	1		1	-1	4:02	3:45	4:58		12:45	19	0:40
20	F	ELLER Lars	0	0	0	2	14	5	9	73.68	0	1	3		4	-1	4:20	5:33	7:11		17:04	22	0:46
48	D	JENSEN Nicholas B	0	0	0	0	0	0	0	0.00	0	2	0		2	-1	5:03	7:10	4:00		16:13	23	0:42
86	F	BLICHFELD Joachim	0	0	0	0	0	0	0	0.00	0	0	0		0	-1	4:00	4:39	2:28		11:07	13	0:51
12	F	MOELGAARD Oscar	1	0	1	2	9	10	-1	47.37	1	0	0		1	0	6:07	4:23	6:38		17:08	21	0:48
25	D	LAURIDSEN Oliver +A	0	0	0	0	0	0	0	0.00	0	1	0		1	0	6:51	6:39	3:30		17:00	26	0:39
29	F	AAGAARD Mikkel	0	0	0	0	0	0	0	0.00	2	0	0		2	-1	4:30	3:35	4:15		12:20	19	0:38
42	D	BRUGGISSER Phillip	0	0	0	0	0	0	0	0.00	0	1	1		2	0	5:05	5:53	6:14		17:12	23	0:44
95	F	OLESEN Nick	0	0	0	0	0	0	0	0.00	0	2	1		3	-1	4:45	4:00	5:02		13:47	21	0:39
9	F	STORM Frederik	0	0	0	0	0	0	0	0.00	0	0	1		1	0	4:00	4:44	1:38		10:22	16	0:38
15	D	LASSEN Matias	0	0	0	0	0	0	0	0.00	0	1	0		1	0	1:49	1:09	0:00		2:58	7	0:25
63	F	RUSSELL Patrick +A	0	0	0	0	0	1	-1	0.00	1	1	0		2	0	3:26	6:01	7:11		16:38	20	0:49
65	F	WEJSE Christian	0	0	0	0	5	6	-1	45.45	0	0	1		1	0	3:39	4:20	3:32		11:31	17	0:40
38	F	POULSEN Morten	0	0	0	0	0	0	0	0.00	0	0	0		0	0	0:00	0:00	0:00		0:00	0	0:00
30	GK	SOGAARD Mads	0	0	0	0					0	0	0		0								
31	GK	ANDERSEN Frederik	0	0	0	0					0	0	0		0								
<b>Total</b>			<b>1</b>	<b>2</b>	<b>3</b>	<b>4</b>	<b>37</b>	<b>31</b>	<b>6</b>	<b>54.41</b>	<b>8</b>	<b>16</b>	<b>14</b>		<b>38</b>								

Group C

R	Team	GP	W	OTW	OTL	L	GDF	GF : GA	PTS
1	GER	1	1	0	0	0	+2	3 : 1	3
2	DEN	1	0	0	0	1	-2	1 : 3	0
-	USA	0							
-	LAT	0							

	DEN	GER	LAT	USA
DEN		1:3	SUN 15 FEB 19:10	SAT 14 FEB 21:10
GER	3:1		SAT 14 FEB 12:10	SUN 15 FEB 21:10
LAT	SUN 15 FEB 19:10	SAT 14 FEB 12:10		THU 12 FEB 21:10
USA	SAT 14 FEB 21:10	SUN 15 FEB 21:10	THU 12 FEB 21:10	



Legend:		
<b>(G)</b> Goals in tournament	<b>*</b>	Does not count for Plus/minus
<b>+C</b> Captain	<b>A</b>	Assists
<b>EQ</b> Equal strength	<b>ET/Res</b>	Penalty end time/Result of game
<b>FO+</b> Face-offs won	<b>FO-</b>	Face-offs lost
<b>GA</b> Goals against	<b>GDF</b>	Goal difference
<b>GP</b> Games played	<b>L</b>	Losses
<b>OT</b> Overtime	<b>OTL</b>	Overtime losses
<b>PIM</b> Penalties in minutes	<b>Pos.</b>	Position
<b>PTS</b> Points	<b>R</b>	Rank
<b>SOG</b> Shots on goal	<b>SVS</b>	Saves
<b>TS</b> Total shots	<b>W</b>	Wins
<b>+/-</b>		Plus/minus net
<b>AVG</b>		Average time on ice / shift
<b>F</b>		Forward
<b>FO+/-</b>		Face-offs net
<b>GF</b>		Goals for
<b>MIP</b>		Minutes in play (GK)
<b>OTW</b>		Overtime wins
<b>PP1</b>		Power play - 1 player
<b>SHF</b>		Number of shifts
<b>TOT</b>		Total
<b>+A</b>		Alternate Captain
<b>D</b>		Defender
<b>FO%</b>		% Face-offs won
<b>G</b>		Goals
<b>GK</b>		Goalkeeper
<b>No.</b>		Jersey number
<b>P</b>		Points
<b>PPG</b>		Power play goals
<b>SHG</b>		Shorthanded goals
<b>TPP</b>		Time on power play



Shot Chart

Tabella azioni di tiro / Analyse des tirs

GER - DEN

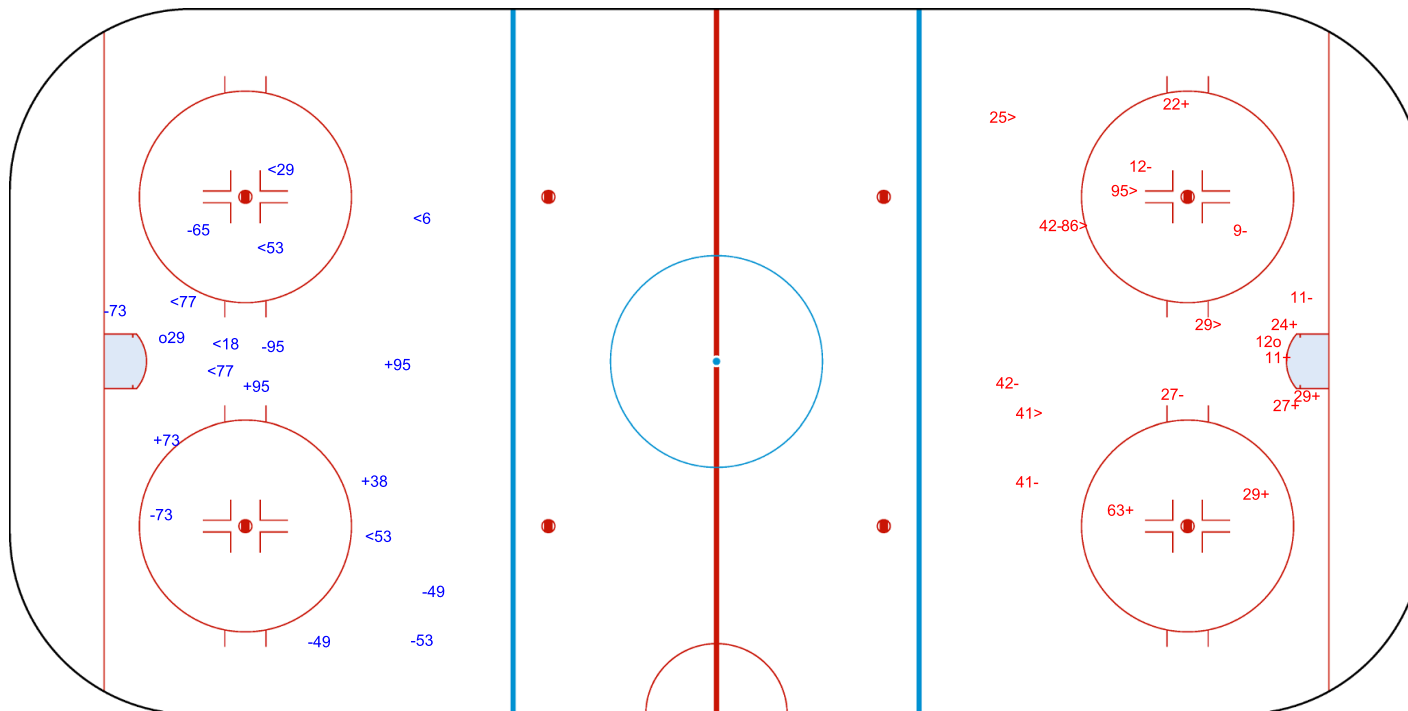
Shots by GER  
Goal (o): 1  
Block (<): 7  
Save (+): 4  
Miss (-): 7



GK 31 of DEN



1st Period



Shots by DEN  
Goal (o): 1  
Block (>): 5  
Save (+): 7  
Miss (-): 7



GK 30 of GER



Milano Rho Ice Hockey

THU 12 FEB 2026

Start Time 21:10

Ice Hockey  
Hockey su ghiaccio / Hockey sur glace

Men  
Uomini / Hommes

Preliminary round - Group C, Game 6

Turno preliminare - Gruppo C, Partita 6 / Tour preliminaire - Groupe C, Match 6



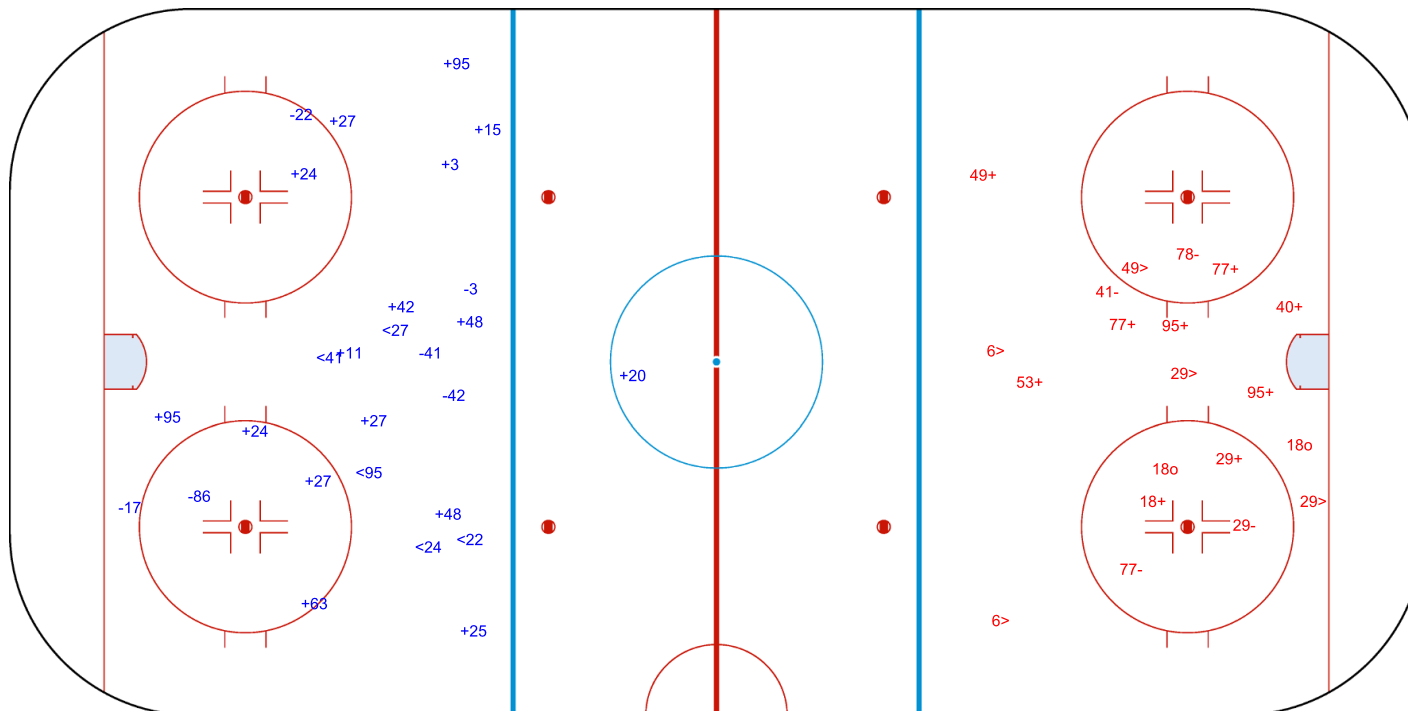
Shots by DEN  
Goal (o): 0  
Block (<): 5  
Save (+): 16  
Miss (-): 6



GK 30 of GER



2nd Period



Shots by GER  
Goal (o): 2  
Block (>): 5  
Save (+): 9  
Miss (-): 4



GK 31 of DEN

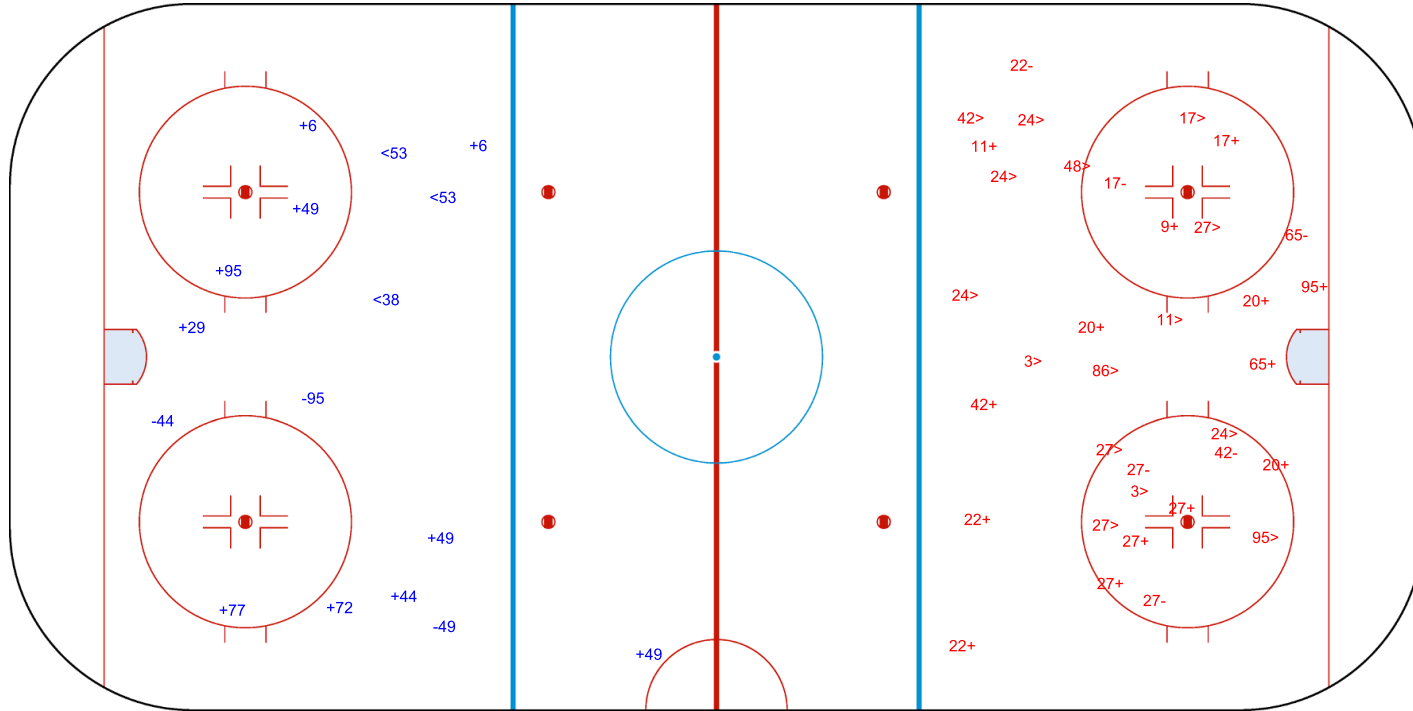


Shots by GER  
Goal (o): 0  
Block (<): 3  
Save (+): 10  
Miss (-): 3



GK 31 of DEN

DEN → 3rd Period ← GER



Shots by DEN  
Goal (o): 0  
Block (>): 15  
Save (+): 14  
Miss (-): 6



GK 30 of GER

Legend: GK Goalkeeper



### Face-off Chart

Tabella ingaggi / Statistiques des mises en jeu

#### GER - DEN

##### 1st PERIOD

	GER		DEN		GER		DEN		Total wins all zones
	Def. zone	Att. zone	Neutral zone	Neutral zone	Att. zone	Def. zone	Def. zone	Att. zone	
	- 29	+ 11	+ 29	- 20	- 29	+ 20			
	+ 29	- 11	- 18	+ 11	- 18	+ 20			
	- 65	+ 12	- 29	+ 20	+ 29	- 65			
	- 18	+ 20	+ 29	- 12	+ 18	- 65			
	- 18	+ 20	- 29	+ 12	+ 29	- 65			
	- 78	+ 11							
	- 29	+ 12							
Total wins / period	1 / 14%	6 / 86%	2 / 40%	3 / 60%	3 / 60%	2 / 40%	6 / 35%	11 / 65%	

##### 2nd PERIOD

	GER		DEN		GER		DEN		Total wins all zones
	Def. zone	Att. zone	Neutral zone	Neutral zone	Att. zone	Def. zone	Def. zone	Att. zone	
	+ 29	- 11	+ 18	- 20	- 65	+ 12			
	- 65	+ 65	+ 65	- 65	- 18	+ 12			
	- 78	+ 20	+ 29	- 11	- 29	+ 65			
	+ 29	- 11			+ 78	- 20			
	+ 29	- 12			+ 29	- 12			
	- 65	+ 20			+ 29	- 63			
	- 65	+ 20			+ 65	- 12			
	+ 65	- 20			- 29	+ 65			
	+ 78	- 11			- 18	+ 11			
	+ 29	- 11			+ 29	- 20			
	+ 18	- 12							
	+ 65	- 12							
	- 65	+ 12							
	- 29	+ 12							
	- 18	+ 11							
	- 18	+ 11							
	- 18	+ 11							
	- 65	+ 11							
Total wins / period	8 / 44%	10 / 56%	3 / 100%	0 / 0%	5 / 50%	5 / 50%	16 / 52%	15 / 48%	



3rd PERIOD

	GER		DEN		GER		DEN		GER		DEN	
	Def. zone	Att. zone	Neutral zone		Att. zone	Def. zone	Att. zone	Def. zone	Att. zone	Def. zone	Total wins all zones	
	- 78	+ 20	+ 29	- 11	+ 18	- 12	+ 18	- 12	+ 18	- 12		
	- 78	+ 65	+ 18	- 12		+ 12	- 18	+ 12	+ 18	- 12		
	+ 29	- 11				- 12	+ 18	- 12	+ 29	- 12		
	- 29	+ 20				- 65	+ 29	- 12	+ 65	- 65		
	- 29	+ 20				+ 11	- 29	+ 11	- 29	+ 11		
	- 78	+ 20				- 11	+ 29	- 11	- 78	+ 20		
	- 78	+ 65				- 11	+ 29	- 11	- 78	+ 65		
	- 29	+ 20				+ 12	- 65	+ 12	- 29	+ 20		
	- 29	+ 20							- 29	+ 20		
	+ 78	- 65							+ 78	- 65		
Total wins / period	2 / 20%	8 / 80%	2 / 100%	0 / 0%	5 / 63%	3 / 37%			9 / 45%	11 / 55%		

TOTAL

	GER		DEN		GER		DEN		GER		DEN	
	Def. zone	Att. zone	Neutral zone		Att. zone	Def. zone	Att. zone	Def. zone	Att. zone	Def. zone	Total wins all zones	
Total wins / game	11 / 31%	24 / 69%	7 / 70%	3 / 30%	13 / 57%	10 / 43%	31 / 46%	37 / 54%				

HEAD TO HEAD

	No.	DEN					Tot.	wins GER	Dz	Nz	Az
		11	12	20	63	65					
GER	18	0 - 5	4 - 2	1 - 3		1 - 0	16	6 38%	1 17%	2 67%	3 43%
	29	8 - 2	4 - 3	2 - 6	1 - 0	2 - 2	30	17 57%	6 46%	4 67%	7 64%
	65	0 - 1	2 - 4	1 - 2		2 - 1	13	5 38%	2 25%	1 100%	2 50%
	78	1 - 1		1 - 3		1 - 2	9	3 33%	2 25%		1 100%
	Tot.	18	19	19	1	11	68	31 46%	11 31%	7 70%	13 57%
	wins DEN	9 50%	9 47%	14 74%	0 0%	5 45%	37 54%				
	Dz	2 67%	4 44%	2 50%	0 0%	2 33%	10 43%				
	Nz	1 33%	1 33%	1 33%		0 0%	3 30%				
	Az	6 50%	4 57%	11 92%		3 75%	24 69%				

<b>Legend:</b>	<b>Att.</b> Attacking	<b>Az</b> Attacking zone	<b>Def.</b> Defending	<b>Dz</b> Defending zone
<b>No.</b> Jersey number	<b>Nz</b> Neutral zone	<b>Tot.</b> Total face-offs played		



## Line-Ups

Formazioni / Composition des equipes

### FIN - SWE

#### Referees

19 DWYER Gord (CAN), 5 ROONEY Chris (USA)

#### Linespersons

50 CHERREY Scott (CAN), 91 DAVIS Jake (USA)

#### Goalkeepers

Team: FIN

No.	Name
70	KORPISALO Joonas
74	SAROS Juuse

Team: SWE

No.	Name
25	MARKSTROM Jacob
32	GUSTAVSSON Filip

#### Team Line-ups

Team: FIN (Blue)

No.	Pos.	Name
23	D	LINDELL Esa
41	D	HEISKANEN Miro
24	F	HINTZ Roope
64	F	GRANLUND Mikael +C
96	F	RANTANEN Mikko +A
55	D	RISTOLAINEN Rasmus
77	D	MIKKOLA Niko
20	F	AHO Sebastian +A
62	F	LEHKONEN Artturi
86	F	TERAVAINEN Teuvo
3	D	MAATTA Olli
33	D	MATINPALO Nikolas
15	F	LUNDELL Anton
27	F	LUOSTARINEN Eetu
84	F	KAKKO Kaapo
10	D	JOKIHARJU Henri
28	F	TOLVANEN Eeli
40	F	ARMIA Joel
56	F	HAULA Erik
91	F	KAPANEN Oliver

Head Coach: PENNANEN Antti

#### NOT DRESSED:

4	D	LEHTONEN Mikko
32	GK	LANKINEN Kevin
94	F	KIVIRANTA Joel

Team: SWE (Yellow)

No.	Pos.	Name
6	D	BROBERG Philip
65	D	KARLSSON Erik +A
23	F	RAYMOND Lucas
28	F	LINDHOLM Elias
63	F	BRATT Jesper
26	D	DAHLIN Rasmus
42	D	FORSLING Gustav
14	F	ERIKSSON EK Joel
19	F	KEMPE Adrian
88	F	NYLANDER William
4	D	ANDERSSON Rasmus
77	D	HEDMAN Victor +A
40	F	PETTERSSON Elias
67	F	RAKELL Rickard
93	F	ZIBANEJAD Mika
3	D	EKMAN-LARSSON Oliver
10	F	WENNBERG Alexander
29	F	HOLMBERG Pontus
92	F	LANDESKOG Gabriel +C
9	F	FORSBERG Filip

Head Coach: HALLAM Sam

#### NOT DRESSED:

27	D	LINDHOLM Hampus
30	GK	WALLSTEDT Jesper
90	F	JOHANSSON Marcus

#### Legend:

+A	Alternate Captain	+C	Captain	D	Defender	F	Forward
No.	Jersey number	Pos.	Position				



## Graphical Line-ups

Schema grafico formazioni / Alignments

### FIN - SWE

#### Referees

19 DWYER Gord (CAN), 5 ROONEY Chris (USA)

#### Linespersons

50 CHERREY Scott (CAN), 91 DAVIS Jake (USA)

Team: FIN - Finland (Blue)

Head Coach: PENNANEN Antti

S1 74 SAROS Juuse		
70 KORPISALO Joonas		
64 GRANLUND Mikael +C	24 HINTZ Roope	96 RANTANEN Mikko +A
41 HEISKANEN Miro	23 LINDELL Esa	
62 LEHKONEN Artturi	20 AHO Sebastian +A	86 TERAVALAINEN Teuvo
S3 77 MIKKOLA Niko	S2 55 RISTOLAINEN Rasmus	
S5 27 LUOSTARINEN Eetu	S4 15 LUNDELL Anton	S6 84 KAKKO Kaapo
3 MAATTA Olli	33 MATINPALO Nikolas	
28 TOLVANEN Eeli	56 HAULA Erik	40 ARMIA Joel
	10 JOKIHARJU Henri	
	91 KAPANEN Oliver	

Team: SWE - Sweden (Yellow)

Head Coach: HALLAM Sam

S1 32 GUSTAVSSON Filip		
25 MARKSTROM Jacob		
63 BRATT Jesper	28 LINDHOLM Elias	23 RAYMOND Lucas
6 BROBERG Philip	65 KARLSSON Erik +A	
S5 19 KEMPE Adrian	S4 14 ERIKSSON EK Joel	S6 88 NYLANDER William
42 FORSLING Gustav	26 DAHLIN Rasmus	
67 RAKELL Rickard	40 PETTERSSON Elias	93 ZIBANEJAD Mika
S3 77 HEDMAN Victor +A	S2 4 ANDERSSON Rasmus	
29 HOLMBERG Pontus	10 WENNBERG Alexander	92 LANDESKOG Gabriel +C
3 EKMAN-LARSSON Oliver		
9 FORSBERG Filip		

#### Legend:

+A Alternate Captain      +C Captain      Sn Starting position



## Game Summary

Tabella riassuntiva partita / Resume du match

**FIN - SWE 4 - 1 (2 - 0 , 1 - 1 , 1 - 0)**

Spectators	Referees	Linespersons
11336	19 DWYER Gord (CAN) , 5 ROONEY Chris (USA)	50 CHERREY Scott (CAN) , 91 DAVIS Jake (USA)

### Team Statistics

Period	Score	SVS	SOG	PIM	TPP	PPG	SHG
1	2 : 0	10 : 7	9 : 10	4 : 4	2:00 : 4:00	0 : 0	0 : 0
2	1 : 1	7 : 8	9 : 8	10 : 8	2:00 : 2:49	0 : 1	1 : 0
3	1 : 0	17 : 5	6 : 17	4 : 2	2:00 : 4:00	0 : 0	0 : 0
<b>Total</b>	<b>4 : 1</b>	<b>34 : 20</b>	<b>24 : 35</b>	<b>18 : 14</b>	<b>6:00 : 10:49</b>	<b>0 : 1</b>	<b>1 : 0</b>

### 1st Period

Action	Time	ET/Res	Team	Type	No.	Name	(G)	Name of Assistant(s) / Action Description
GK	00:00		SWE		32	GUSTAVSSON F		- Goalkeeper in
GK	00:00		FIN		74	SAROS J		- Goalkeeper in
Penalty	02:14	04:14	FIN	2 min.	56	HAULA E		- Cross-Checking
<b>Goal</b>	<b>07:44</b>	<b>1 : 0</b>	<b>FIN</b>	<b>EQ</b>	<b>33</b>	<b>MATINPALO N</b>	(1)	84 KAKKO K On Ice FIN 74 3 15 27 33 84 3 MAATTA O SWE 32 4 23 28 63 77
Penalty	07:44	07:44	SWE	2 min.	23	RAYMOND L		- Slashing
Penalty	09:53	11:53	FIN	2 min.	24	HINTZ R		- High Sticking
Penalty	13:16	15:16	SWE	2 min.	77	HEDMAN V		- Hooking
<b>Goal</b>	<b>15:26</b>	<b>2 : 0</b>	<b>FIN</b>	<b>EQ</b>	<b>15</b>	<b>LUNDELL A</b>	(1)	27 LUOSTARINEN E On Ice FIN 74 15 27 55 77 84 77 MIKKOLA N SWE 32 4 10 42 77 92

### 2nd Period

Action	Time	ET/Res	Team	Type	No.	Name	(G)	Name of Assistant(s) / Action Description
Penalty	23:50	24:39	FIN	2 min.	96	RANTANEN M		- Slashing
<b>Goal</b>	<b>24:39</b>	<b>2 : 1</b>	<b>SWE</b>	<b>PP1</b>	<b>26</b>	<b>DAHLIN R</b>	(1)	88 NYLANDER W On Ice FIN 74 15 23 27 41 23 RAYMOND L SWE 32 14 19 23 26 88 *
Penalty	27:27	29:27	SWE	2 min.	14	ERIKSSON EK J		- Tripping
Penalty	31:03	33:03	FIN	2 min.	84	KAKKO K		- Holding
<b>Goal</b>	<b>32:47</b>	<b>3 : 1</b>	<b>FIN</b>	<b>SH1</b>	<b>40</b>	<b>ARMIA J</b>	(1)	56 HAULA E On Ice FIN 74 40 55 56 77 23 LINDELL E SWE 32 14 63 65 67 93
Penalty	39:54	41:54	SWE	2 min.	93	ZIBANEJAD M		- Roughing
Penalty	39:54	41:54	FIN	2 min.	41	HEISKANEN M		- Holding
Penalty	40:00	42:00	FIN	2 min.	55	RISTOLAINEN R		- Roughing
Penalty	40:00	42:00	SWE	2 min.	19	KEMPE A		- Roughing
Penalty	40:00	42:00	SWE	2 min.	14	ERIKSSON EK J		- Roughing
Penalty	40:00	42:00	FIN	2 min.	77	MIKKOLA N		- Roughing

### 3rd Period

Action	Time	ET/Res	Team	Type	No.	Name	(G)	Name of Assistant(s) / Action Description
Penalty	43:31	45:31	SWE	2 min.	3	EKMAN-LARSSON O		- Cross-Checking
Penalty	46:18	48:18	FIN	2 min.	15	LUNDELL A		- Holding the Stick
Penalty	51:22	53:22	FIN	2 min.	56	HAULA E		- Tripping
GK	57:04		SWE					32 GUSTAVSSON F - Goalkeeper out
GK	58:51		SWE		32	GUSTAVSSON F		- Goalkeeper in
GK	59:02		SWE					32 GUSTAVSSON F - Goalkeeper out
<b>Goal</b>	<b>59:25</b>	<b>4 : 1</b>	<b>FIN</b>	<b>EQ ENG</b>	<b>96</b>	<b>RANTANEN M</b>	(1)	64 GRANLUND M On Ice FIN 74 23 24 55 64 96 24 HINTZ R SWE 9 28 40 65 67 93
GK	59:25		SWE		32	GUSTAVSSON F		- Goalkeeper in
GK	60:00		FIN					74 SAROS J - Goalkeeper out
GK	60:00		SWE					32 GUSTAVSSON F - Goalkeeper out


**Goalkeeper Records**
**Team : FIN - Finland**
**Team : SWE - Sweden**

No.	Name	SOG	SVS	MIP
74	SAROS Juuse	35	34	60:00
70	KORPISALO Joonas			

No.	Name	SOG	SVS	MIP
32	GUSTAVSSON Filip	23	20	57:50
25	MARKSTROM Jacob			

**Game Statistics**
**Team : FIN (Blue)**

Head Coach : PENNANEN Antti										Shots on Goal				Time on Ice									
No.	Pos.	Name	G	A	P	PIM	FO+	FO-	FO+/-	FO%	1	2	3	OT	TS	+/-	1	2	3	OT	TOT	SHF	AVG
23	D	LINDELL Esa	0	1	1	0	0	0	0	0.00	2	2	0		4	+1	9:40	8:29	10:29		28:38	29	0:59
24	F	HINTZ Roope	0	1	1	2	9	10	-1	47.37	1	0	0		1	+1	5:11	4:53	5:41		15:45	22	0:42
41	D	HEISKANEN Miro	0	0	0	2	0	0	0	0.00	0	0	0		0	0	9:24	9:26	9:00		27:50	24	1:09
64	F	GRANLUND Mikael +C	0	1	1	0	0	0	0	0.00	1	0	0		1	+1	5:12	5:50	5:30		16:32	20	0:49
96	F	RANTANEN Mikko +A	1	0	1	2	0	0	0	0.00	0	1	3		4	+1	5:30	5:50	6:11		17:31	18	0:58
20	F	AHO Sebastian +A	0	0	0	0	4	8	-4	33.33	0	0	0		0	0	6:53	5:38	5:22		17:53	22	0:48
55	D	RISTOLAINEN Rasmus	0	0	0	2	0	0	0	0.00	0	1	0		1	+3	5:56	7:24	6:38		19:58	25	0:47
62	F	LEHKONEN Artturi	0	0	0	0	0	0	0	0.00	0	0	0		0	0	4:19	5:01	4:47		14:07	20	0:42
77	D	MIKKOLA Niko	0	1	1	2	0	0	0	0.00	1	1	0		2	+2	6:09	6:51	4:17		17:17	23	0:45
86	F	TERAVAINEN Teuvo	0	0	0	0	0	0	0	0.00	0	1	0		1	0	6:18	4:18	3:17		13:53	20	0:41
3	D	MAATTA Olli	0	1	1	0	0	0	0	0.00	1	0	0		1	+1	3:49	2:43	5:05		11:37	19	0:36
15	F	LUNDELL Anton	1	0	1	2	12	10	2	54.55	1	0	1		2	+2	6:36	6:35	5:31		18:42	22	0:51
27	F	LUOSTARINEN Eetu	0	1	1	0	0	0	0	0.00	0	0	0		0	+2	6:40	6:43	6:28		19:51	23	0:51
33	D	MATINPALO Nikolas	1	0	1	0	0	0	0	0.00	1	1	0		2	+1	1:41	2:52	1:24		5:57	17	0:21
84	F	KAKKO Kaapo	0	1	1	2	0	0	0	0.00	0	1	0		1	+2	3:36	4:28	2:26		10:30	15	0:42
10	D	JOKIHARJU Henri	0	0	0	0	0	0	0	0.00	0	0	0		0	0	1:17	0:00	0:55		2:12	4	0:33
28	F	TOLVANEN Eeli	0	0	0	0	0	0	0	0.00	0	0	0		0	0	2:20	3:09	2:28		7:57	17	0:28
40	F	ARMIA Joel	1	0	1	0	0	0	0	0.00	1	1	1		3	+1	2:36	4:11	7:08		13:55	20	0:41
56	F	HAULA Erik	0	1	1	4	4	2	2	66.67	0	0	1		1	+1	2:38	2:50	3:23		8:51	16	0:33
91	F	KAPANEN Oliver	0	0	0	0	0	0	0	0.00	0	0	0		0	0	0:00	0:00	0:00		0:00	0	0:00
70	GK	KORPISALO Joonas	0	0	0	0					0	0	0		0								
74	GK	SAROS Juuse	0	0	0	0					0	0	0		0								
<b>Total</b>			<b>4</b>	<b>8</b>	<b>12</b>	<b>18</b>	<b>29</b>	<b>30</b>	<b>-1</b>	<b>49.15</b>	<b>9</b>	<b>9</b>	<b>6</b>	<b>24</b>									

**Team : SWE (Yellow)**

Head Coach : HALLAM Sam										Shots on Goal				Time on Ice									
No.	Pos.	Name	G	A	P	PIM	FO+	FO-	FO+/-	FO%	1	2	3	OT	TS	+/-	1	2	3	OT	TOT	SHF	AVG
6	D	BROBERG Philip	0	0	0	0	0	0	0	0.00	0	0	0		0	0	4:04	6:00	2:51		12:55	20	0:38
23	F	RAYMOND Lucas	0	1	1	2	0	0	0	0.00	1	1	2		4	-1	6:50	6:58	6:33		20:21	22	0:55
28	F	LINDHOLM Elias	0	0	0	0	4	4	0	50.00	0	0	1		1	-2	5:24	5:11	3:18		13:53	17	0:49
63	F	BRATT Jesper	0	0	0	0	0	0	0	0.00	0	0	0		0	-2	5:39	2:59	0:45		9:23	13	0:43
65	D	KARLSSON Erik +A	0	0	0	0	0	0	0	0.00	1	0	0		1	-2	5:54	5:31	7:22		18:47	27	0:41
14	F	ERIKSSON EK Joel	0	0	0	4	9	14	-5	39.13	2	1	2		5	-1	6:51	6:26	7:18		20:35	23	0:53
19	F	KEMPE Adrian	0	0	0	2	0	0	0	0.00	2	0	1		3	0	7:09	6:54	7:21		21:24	24	0:53
26	D	DAHLIN Rasmus	1	0	1	0	2	0	2	100.00	1	2	4		7	0	7:12	5:46	8:44		21:42	26	0:50
42	D	FORSLING Gustav	0	0	0	0	0	0	0	0.00	0	0	0		0	-1	6:16	8:10	5:01		19:27	25	0:46
88	F	NYLANDER William	0	1	1	0	0	0	0	0.00	0	1	1		2	0	5:53	5:38	7:40		19:11	21	0:54
4	D	ANDERSSON Rasmus	0	0	0	0	0	0	0	0.00	0	0	0		0	-2	5:29	4:22	3:09		13:00	21	0:37
40	F	PETTERSSON Elias	0	0	0	0	2	1	1	66.67	1	0	0		1	-1	2:40	4:14	3:11		10:05	16	0:37
67	F	RAKELL Rickard	0	0	0	0	0	0	0	0.00	0	0	3		3	-2	3:26	4:23	5:57		13:46	20	0:41
77	D	HEDMAN Victor +A	0	0	0	2	0	0	0	0.00	0	0	0		0	-2	6:33	4:12	3:51		14:36	24	0:36
93	F	ZIBANEJAD Mika	0	0	0	2	4	4	0	50.00	1	0	1		2	-2	4:18	4:47	5:33		14:38	20	0:43
3	D	EKMEN-LARSSON Oliver	0	0	0	2	0	0	0	0.00	0	0	0		0	0	1:02	3:26	3:08		7:36	13	0:35
10	F	WENNBERG Alexander	0	0	0	0	7	6	1	53.85	0	1	0		1	-1	3:39	3:53	4:24		11:56	17	0:42
29	F	HOLMBERG Pontus	0	0	0	0	0	0	0	0.00	1	0	0		1	0	3:15	2:30	2:15		8:00	14	0:34
92	F	LANDESKOG Gabriel +C	0	0	0	0	2	0	2	100.00	0	1	1		2	-1	4:49	3:57	6:50		15:36	20	0:46
9	F	FORSBERG Filip	0	0	0	0	0	0	0	0.00	0	1	1		2	-1	1:38	2:50	5:03		9:31	13	0:43



FRI 13 FEB 2026

Start Time 12:10  
End Time 14:42

Preliminary round - Group B, Game 7

Turno preliminare - Gruppo B, Partita 7 / Tour preliminaire - Groupe B, Match 7

Head Coach : HALLAM Sam		Shots on Goal										Time on Ice											
No.	Pos.	Name	G	A	P	PIM	FO+	FO-	FO+/-	FO%	1	2	3	OT	TS	+/-	1	2	3	OT	TOT	SHF	AVG
25	GK	MARKSTROM Jacob	0	0	0	0					0	0	0		0								
32	GK	GUSTAVSSON Filip	0	0	0	0					0	0	0		0								
<b>Total</b>			<b>1</b>	<b>2</b>	<b>3</b>	<b>14</b>	<b>30</b>	<b>29</b>	<b>1</b>	<b>50.85</b>	<b>10</b>	<b>8</b>	<b>17</b>		<b>35</b>								

Group B

R	Team	GP	W	OTW	OTL	L	GDF	GF : GA	PTS
1	SVK	1	1	0	0	0	+3	4 : 1	3
2	FIN	2	1	0	0	1	0	5 : 5	3
3	SWE	2	1	0	0	1	0	6 : 6	3
4	ITA	1	0	0	0	1	-3	2 : 5	0

	FIN	ITA	SVK	SWE
FIN		SAT 14 FEB 16:40	1:4	4:1
ITA	SAT 14 FEB 16:40		FRI 13 FEB 12:10	2:5
SVK	4:1	FRI 13 FEB 12:10		SAT 14 FEB 12:10
SWE	1:4	5:2	SAT 14 FEB 12:10	

Legend:

<b>(G)</b> Goals in tournament	*	Does not count for Plus/minus	<b>+/-</b>	Plus/minus net	<b>+A</b>	Alternate Captain
<b>+C</b> Captain	<b>A</b>	Assists	<b>AVG</b>	Average time on ice / shift	<b>D</b>	Defender
<b>ENG</b> Empty net goal	<b>EQ</b>	Equal strength	<b>ET/Res</b>	Penalty end time/Result of game	<b>F</b>	Forward
<b>FO%</b> % Face-offs won	<b>FO+</b>	Face-offs won	<b>FO-</b>	Face-offs lost	<b>FO+/-</b>	Face-offs net
<b>G</b> Goals	<b>GA</b>	Goals against	<b>GDF</b>	Goal difference	<b>GF</b>	Goals for
<b>GK</b> Goalkeeper	<b>GP</b>	Games played	<b>L</b>	Losses	<b>MIP</b>	Minutes in play (GK)
<b>No.</b> Jersey number	<b>OT</b>	Overtime	<b>OTL</b>	Overtime losses	<b>OTW</b>	Overtime wins
<b>P</b> Points	<b>PIM</b>	Penalties in minutes	<b>Pos.</b>	Position	<b>PP1</b>	Power play - 1 player
<b>PPG</b> Power play goals	<b>PTS</b>	Points	<b>R</b>	Rank	<b>SH1</b>	Shorthanded - 1 player
<b>SHF</b> Number of shifts	<b>SHG</b>	Shorthanded goals	<b>SOG</b>	Shots on goal	<b>SVS</b>	Saves
<b>TOT</b> Total	<b>TPP</b>	Time on power play	<b>TS</b>	Total shots	<b>W</b>	Wins




### Shot Chart

Tabella azioni di tiro / Analyse des tirs

FIN - SWE

Shots by FIN  
Goal (o): 2  
Block (<): 3  
Save (+): 7  
Miss (-): 4



GK 32 of SWE



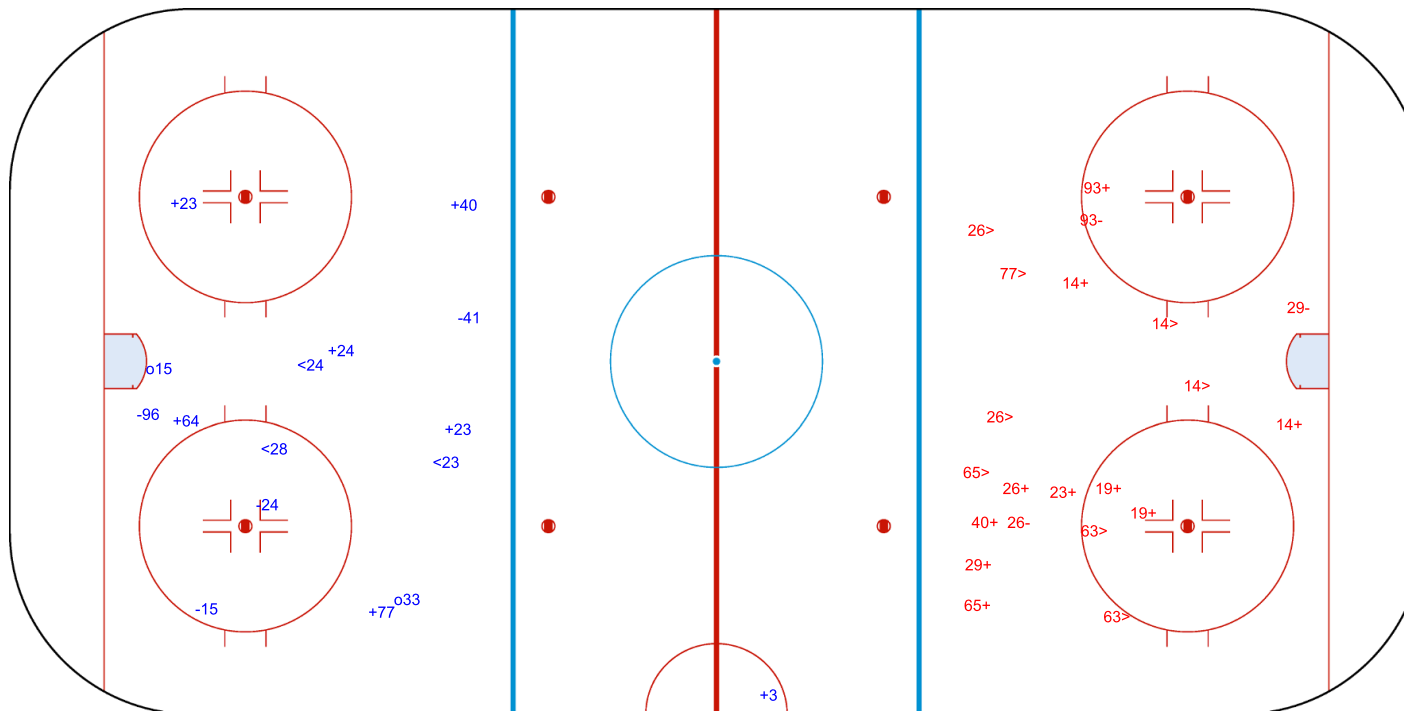
1st Period



Shots by SWE  
Goal (o): 0  
Block (>): 8  
Save (+): 10  
Miss (-): 3



GK 74 of FIN






Shots by SWE

Goal (o): 1 Save (+): 7

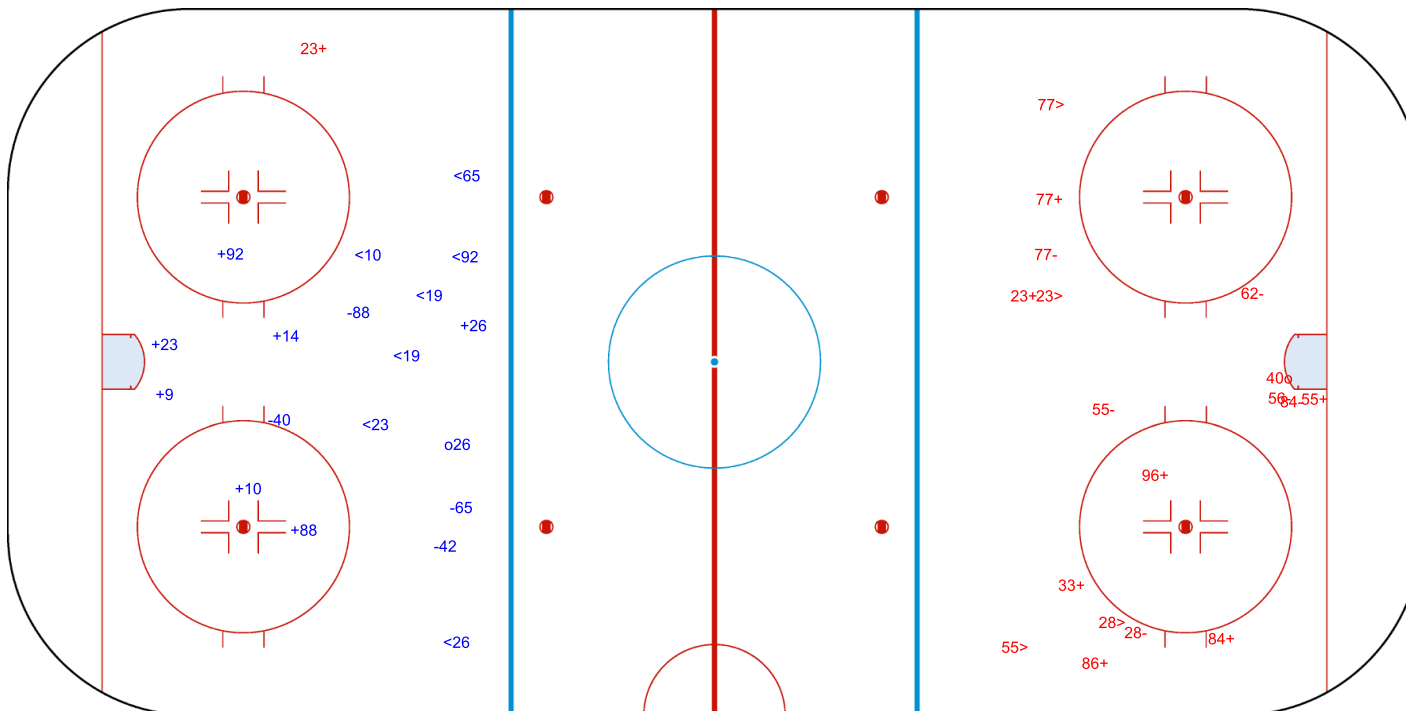
Block (<): 7 Miss (-): 4



GK 74 of FIN



2nd Period



Shots by FIN

Goal (o): 1 Save (+): 8

Block (>): 4 Miss (-): 6



GK 32 of SWE



Milano Santagiulia Ice Hockey

FRI 13 FEB 2026

Start Time 12:10

Ice Hockey  
Hockey su ghiaccio / Hockey sur glace

Men  
Uomini / Hommes

Preliminary round - Group B, Game 7

Turno preliminare - Gruppo B, Partita 7 / Tour preliminaire - Groupe B, Match 7




Shots by FIN

Goal (o): 1      Save (+): 5  
Block (<): 2      Miss (-): 2



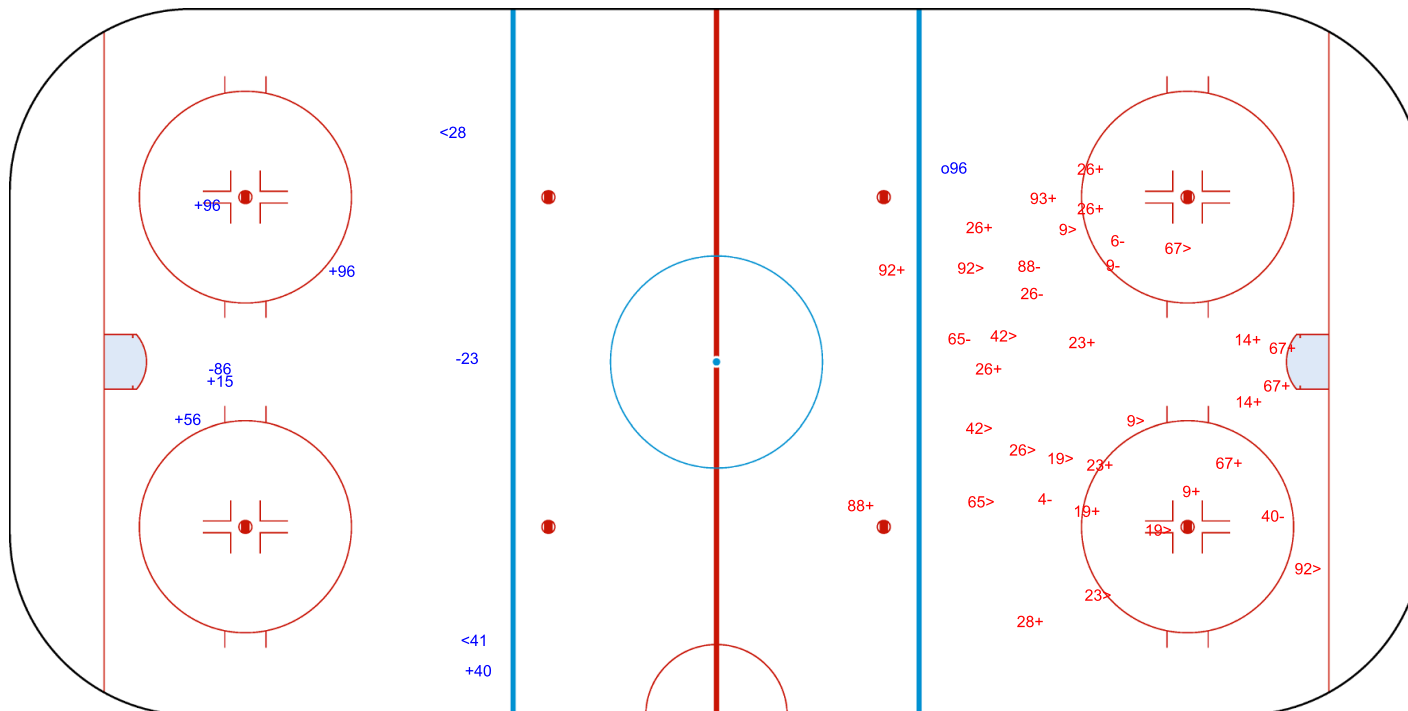
GK 32 of SWE



ENG




3rd Period



Shots by SWE

Goal (o): 0      Save (+): 17  
Block (>): 12      Miss (-): 7



GK 74 of FIN

Legend:	Empty net goal	GK	Goalkeeper
ENG			





### Face-off Chart

Tabella ingaggi / Statistiques des mises en jeu

#### FIN - SWE

##### 1st PERIOD

	FIN		SWE		FIN		SWE		Total wins all zones
	Def. zone	Att. zone	Neutral zone		Att. zone	Def. zone			
	+ 24	- 10	+ 15	- 14	- 24	+ 40			
	- 15	+ 14	- 20	+ 93	+ 24	- 28			
	- 24	+ 14	- 15	+ 26	+ 15	- 10			
	- 15	+ 14	+ 15	- 10	+ 24	- 14			
	+ 15	- 14							
	+ 20	- 28							
Total wins / period	3 / 50%	3 / 50%	2 / 50%	2 / 50%	3 / 75%	1 / 25%	8 / 57%	6 / 43%	

##### 2nd PERIOD

	FIN		SWE		FIN		SWE		Total wins all zones
	Def. zone	Att. zone	Neutral zone		Att. zone	Def. zone			
	- 20	+ 14	+ 15	- 14	+ 24	- 93			
	+ 15	- 14	+ 20	- 10	- 24	+ 28			
	- 20	+ 28	- 56	+ 93	+ 15	- 14			
	- 20	+ 14	+ 20	- 93	+ 56	- 10			
	- 15	+ 14	- 24	+ 10	+ 24	- 93			
	+ 15	- 14	- 20	+ 28					
	+ 24	- 93							
	- 15	+ 14							
Total wins / period	3 / 38%	5 / 62%	3 / 50%	3 / 50%	4 / 80%	1 / 20%	10 / 53%	9 / 47%	

##### 3rd PERIOD

	FIN		SWE		FIN		SWE		Total wins all zones
	Def. zone	Att. zone	Neutral zone		Att. zone	Def. zone			
	- 15	+ 26	- 15	+ 10	+ 24	- 28			
	- 20	+ 10	- 15	+ 10	- 24	+ 28			
	+ 56	- 14	+ 24	- 14	- 24	+ 40			
	+ 56	- 14	+ 24	- 28	+ 15	- 14			
	+ 15	- 40	- 56	+ 10	+ 15	- 14			
	+ 20	- 14	+ 56	- 10	- 24	+ 14			
	- 15	+ 10			- 24	+ 93			
	- 15	+ 10							
	- 20	+ 14							
	- 24	+ 93							
	- 24	+ 92							
	- 20	+ 92							
	+ 15	- 14							
Total wins / period	5 / 38%	8 / 62%	3 / 50%	3 / 50%	3 / 43%	4 / 57%	11 / 42%	15 / 58%	



TOTAL

Total wins / game	FIN	SWE	Neutral zone		FIN	SWE	Total wins all zones	
	Def. zone	Att. zone			Att. zone	Def. zone	FIN	SWE
	11 / 41%	16 / 59%	8 / 50%	8 / 50%	10 / 63%	6 / 37%	29 / 49%	30 / 51%

HEAD TO HEAD

		SWE							Tot.	wins FIN	Dz	Nz	Az
No.		10	14	26	28	40	92	93					
FIN	15	2 - 4	9 - 4	0 - 2		1 - 0			22	12 55%	5 42%	3 50%	4 100%
	20	1 - 1	1 - 3		1 - 2		0 - 1	1 - 1	12	4 33%	2 25%	2 50%	
	24	1 - 1	2 - 2		3 - 2	0 - 2	0 - 1	3 - 2	19	9 47%	2 40%	2 67%	5 45%
	56	2 - 1	2 - 0					0 - 1	6	4 67%	2 100%	1 33%	1 100%
	Tot.	13	23	2	8	3	2	8	59	29 49%	11 41%	8 50%	10 63%
	wins SWE	7 54%	9 39%	2 100%	4 50%	2 67%	2 100%	4 50%	30 51%				
	Dz	0 0%	1 20%		2 50%	2 100%		1 33%	6 37%				
	Nz	4 57%	0 0%	1 100%	1 50%			2 67%	8 50%				
	Az	3 75%	8 53%	1 100%	1 50%	0 0%	2 100%	1 50%	16 59%				

<b>Legend:</b>	<b>Att.</b> Attacking	<b>Az</b> Attacking zone	<b>Def.</b> Defending	<b>Dz</b> Defending zone
<b>No.</b> Jersey number	<b>Nz</b> Neutral zone	<b>Tot.</b> Total face-offs played		



## Line-Ups

Formazioni / Composition des equipes

### ITA - SVK

#### Referees

16 POCHMARA Brian (USA), 15 SCHRADER Andre (GER)

#### Linespersons

58 BRIGANTI Nick (USA), 95 MURRAY Jonny (USA)

#### Goalkeepers

##### Team: ITA

No.	Name
20	CLARA Damian
35	FADANI Davide

##### Team: SVK

No.	Name
31	HLAVAJ Samuel
33	SKORVANEK Stanislav

#### Team Line-ups

##### Team: ITA (Blue)

No.	Pos.	Name
27	D	LARKIN Thomas +C
53	D	TRIVELLATO Alex
10	F	GAZLEY Dustin
13	F	BRADLEY Matt
36	F	DIGIACINTO Cristiano
37	D	PIETRONIRO Phil
55	D	ZANATTA Luca
18	F	SARACINO Nicholas
67	F	FRYCKLUND Mats
88	F	de LUCA Tommaso
21	D	GLIRA Daniel
77	D	di TOMASO Gregory
9	F	MANTENUTO Daniel
34	F	PURDELLER Tommy
93	F	FRIGO Luca +A
6	D	SEED Jason
90	D	di PERNA Dylan
11	F	ZANETTI Marco
22	F	KOSTNER Diego
23	F	MORINI Giovanni +A

Head Coach: JALONEN Jukka

#### NOT DRESSED:

7	F	SEGAFREDO Alessandro
19	F	PETAN Alex
59	GK	VALLINI Gianluca

##### Team: SVK (White)

No.	Pos.	Name
17	D	NEMEC Simon
42	D	FEHERVARY Martin +A
20	F	SLAFKOVSKY Juraj
21	F	RUZICKA Adam
90	F	TATAR Tomas +C
28	D	GERNAT Martin
81	D	CERNAK Erik +A
11	F	KELEMEN Milos
76	F	POSPISIL Martin
84	F	REGENDA Pavol
14	D	CERESNAK Peter
52	D	MARINCIN Martin
15	F	DVORSKY Dalibor
23	F	LISKA Adam
79	F	HUDACEK Libor
64	D	KOCH Patrik
8	F	OKULIAR Oliver
49	F	TAKAC Samuel
91	F	SUKEL Matus
6	F	CINGEL Lukas

Head Coach: ORSZAGH Vladimir

#### NOT DRESSED:

29	D	IVAN Michal
30	GK	GAJAN Adam
34	F	CEHLARIK Peter

Legend:					
+A	Alternate Captain	+C	Captain	D	Defender
No.	Jersey number	Pos.	Position	F	Forward



## Graphical Line-ups

Schema grafico formazioni / Alignments

### ITA - SVK

#### Referees

16 POCHMARA Brian (USA), 15 SCHRADER Andre (GER)

#### Linespersons

58 BRIGANTI Nick (USA), 95 MURRAY Jonny (USA)

Team: ITA - Italy (Blue)

Head Coach: JALONEN Jukka

S1 35 FADANI Davide		
20 CLARA Damian		
S6 36 DIGIACINTO Cristiano	S5 13 BRADLEY Matt	S4 10 GAZLEY Dustin
S3 53 TRIVELLATO Alex	S2 27 LARKIN Thomas +C	
18 SARACINO Nicholas	67 FRYCKLUND Mats	88 de LUCA Tommaso
55 ZANATTA Luca		37 PIETRONIRO Phil
93 FRIGO Luca +A	9 MANTENUTO Daniel	34 PURDELLER Tommy
21 GLIRA Daniel		77 di TOMASO Gregory
23 MORINI Giovanni +A	22 KOSTNER Diego	11 ZANETTI Marco
90 di PERNA Dylan		6 SEED Jason

Team: SVK - Slovakia (White)

Head Coach: ORSZAGH Vladimir

S1 33 SKORVANEK Stanislav		
31 HLAVAJ Samuel		
S4 20 SLAFKOVSKY Juraj	S5 21 RUZICKA Adam	S6 90 TATAR Tomas +C
S3 42 FEHERVARY Martin +A	S2 17 NEMEC Simon	
11 KELEMEN Milos	76 POSPISIL Martin	84 REGENDA Pavol
28 GERNAT Martin		81 CERNAK Erik +A
23 LISKA Adam	15 DVORSKY Dalibor	79 HUDACEK Libor
52 MARINCIN Martin		14 CERESNAK Peter
49 TAKAC Samuel	91 SUKEL Matus	8 OKULIAR Oliver
64 KOCH Patrik		
	6 CINGEL Lukas	

#### Legend:

+A Alternate Captain

+C Captain

Sn

Starting position



## Game Summary

Tabella riassuntiva partita / Resume du match

**ITA - SVK 2 - 3 (0 - 0 , 1 - 2 , 1 - 1)**

Spectators	Referees	Linespersons
3986	16 POCHMARA Brian (USA) , 15 SCHRADER Andre (GER)	58 BRIGANTI Nick (USA) , 95 MURRAY Jonny (USA)

### Team Statistics

Period	Score	SVS	SOG	PIM	TPP	PPG	SHG
1	0 : 0	13 : 8	8 : 13	2 : 2	2:00 : 2:00	0 : 0	0 : 0
2	1 : 2	11 : 2	3 : 13	4 : 4	1:23 : 2:44	1 : 1	0 : 0
3	1 : 1	11 : 10	11 : 12	6 : 6	5:41 : 2:29	0 : 0	0 : 0
<b>Total</b>	<b>2 : 3</b>	<b>35 : 20</b>	<b>22 : 38</b>	<b>12 : 12</b>	<b>9:04 : 7:13</b>	<b>1 : 1</b>	<b>0 : 0</b>

### 1st Period

Action	Time	ET/Res	Team	Type	No.	Name	(G) Name of Assistant(s) / Action Description
GK	00:00		SVK		33	SKORVANEK S	- Goalkeeper in
GK	00:00		ITA		35	FADANI D	- Goalkeeper in
Penalty	02:20	04:20	SVK	2 min.	52	MARINCIN M	- Slashing
Penalty	11:56	13:56	ITA	2 min.	11	ZANETTI M	- Hooking

### 2nd Period

Action	Time	ET/Res	Team	Type	No.	Name	(G) Name of Assistant(s) / Action Description
Penalty	23:07	23:51	ITA	2 min.	34	PURDELLER T	- Tripping
<b>Goal</b>	<b>23:51</b>	<b>0 : 1</b>	<b>SVK</b>	<b>PP1</b>	<b>79</b>	<b>HUDACEK L</b>	(1) 20 SLAFKOVSKY J On Ice ITA 35 9 18 27 53 * 15 DVORSKY D SVK 33 15 17 20 79 90
Penalty	28:05	30:05	ITA	2 min.	36	DIGIACINTO C	- Illegal Check to the Head or Neck
<b>Goal</b>	<b>33:45</b>	<b>0 : 2</b>	<b>SVK</b>	<b>EQ</b>	<b>91</b>	<b>SUKEL M</b>	(1) 23 LISKA A On Ice ITA 35 6 10 13 36 90 6 CINGEL L SVK 33 6 23 64 81 91
Penalty	36:02	37:06	SVK	2 min.	52	MARINCIN M	- High Sticking
<b>Goal</b>	<b>37:06</b>	<b>1 : 2</b>	<b>ITA</b>	<b>PP1</b>	<b>13</b>	<b>BRADLEY M</b>	(2) 37 PIETRONIRO P On Ice ITA 35 10 13 36 37 77 * 10 GAZLEY D SVK 33 6 23 42 64
Penalty	39:41	41:41	SVK	2 min.	84	REGENDA P	- Interference

### 3rd Period

Action	Time	ET/Res	Team	Type	No.	Name	(G) Name of Assistant(s) / Action Description
Penalty	42:48	44:48	SVK	2 min.	81	CERNAK E	- Interference
Penalty	46:13	48:13	ITA	2 min.	93	FRIGO L	- Roughing
Penalty	46:13	48:13	SVK	2 min.	20	SLAFKOVSKY J	- Roughing
Penalty	49:50	51:50	ITA	2 min.	90	di PERNA D	- Holding
GK	49:50		ITA		20	CLARA D	- Goalkeeper in 35 FADANI D - Goalkeeper out
<b>Goal</b>	<b>51:54</b>	<b>1 : 3</b>	<b>SVK</b>	<b>EQ</b>	<b>21</b>	<b>RUZICKA A</b>	(2) 84 REGENDA P On Ice ITA 20 9 27 53 67 90 28 GERNAT M SVK 33 8 14 21 28 84
Penalty	53:25	55:25	SVK	2 min.	52	MARINCIN M	- Holding
GK	54:27		ITA				20 CLARA D - Goalkeeper out
GK	54:44		ITA		20	CLARA D	- Goalkeeper in
GK	54:53		ITA				20 CLARA D - Goalkeeper out
Time-out	55:42		ITA				
<b>Goal</b>	<b>56:25</b>	<b>2 : 3</b>	<b>ITA</b>	<b>EQ</b> <b>EA</b>	<b>10</b>	<b>GAZLEY D</b>	(1) 27 LARKIN T On Ice ITA 10 13 23 27 36 37 37 PIETRONIRO P SVK 33 11 42 52 81 91
GK	56:25		ITA		20	CLARA D	- Goalkeeper in
GK	57:09		ITA				20 CLARA D - Goalkeeper out
Penalty	59:31	60:00	ITA	2 min.	27	LARKIN T	- Delaying the Game
GK	59:31		ITA		20	CLARA D	- Goalkeeper in
GK	60:00		ITA				20 CLARA D - Goalkeeper out
GK	60:00		SVK				33 SKORVANEK S - Goalkeeper out





Head Coach : ORSZAGH Vladimir

No.	Pos.	Name	G	A	P	PIM	FO+	FO-	FO+/-	FO%	Shots on Goal				+/-	Time on Ice							
											1	2	3	OT		TS	1	2	3	OT	TOT	SHF	AVG
31	GK	HLAVAJ Samuel	0	0	0	0					0	0	0	0									
33	GK	SKORVANEK Stanislav	0	0	0	0					0	0	0	0									
<b>Total</b>			<b>3</b>	<b>6</b>	<b>9</b>	<b>12</b>	<b>37</b>	<b>30</b>	<b>7</b>	<b>55.22</b>	<b>13</b>	<b>13</b>	<b>12</b>	<b>38</b>									

Group B

R	Team	GP	W	OTW	OTL	L	GDF	GF : GA	PTS
1	SVK	2	2	0	0	0	+4	7 : 3	6
2	FIN	2	1	0	0	1	0	5 : 5	3
3	SWE	2	1	0	0	1	0	6 : 6	3
4	ITA	2	0	0	0	2	-4	4 : 8	0

	FIN	ITA	SVK	SWE
FIN		SAT 14 FEB 16:40	1:4	4:1
ITA	SAT 14 FEB 16:40		2:3	2:5
SVK	4:1	3:2		SAT 14 FEB 12:10
SWE	1:4	5:2	SAT 14 FEB 12:10	

Legend:

<b>(G)</b> Goals in tournament	*	Does not count for Plus/minus	<b>+/-</b>	Plus/minus net	<b>+A</b>	Alternate Captain
<b>+C</b> Captain	<b>A</b>	Assists	<b>AVG</b>	Average time on ice / shift	<b>D</b>	Defender
<b>EA</b> Extra attacker	<b>EQ</b>	Equal strength	<b>ET/Res</b>	Penalty end time/Result of game	<b>F</b>	Forward
<b>FO%</b> % Face-offs won	<b>FO+</b>	Face-offs won	<b>FO-</b>	Face-offs lost	<b>FO+/-</b>	Face-offs net
<b>G</b> Goals	<b>GA</b>	Goals against	<b>GDF</b>	Goal difference	<b>GF</b>	Goals for
<b>GK</b> Goalkeeper	<b>GP</b>	Games played	<b>L</b>	Losses	<b>MIP</b>	Minutes in play (GK)
<b>No.</b> Jersey number	<b>OT</b>	Overtime	<b>OTL</b>	Overtime losses	<b>OTW</b>	Overtime wins
<b>P</b> Points	<b>PIM</b>	Penalties in minutes	<b>Pos.</b>	Position	<b>PP1</b>	Power play - 1 player
<b>PPG</b> Power play goals	<b>PTS</b>	Points	<b>R</b>	Rank	<b>SHF</b>	Number of shifts
<b>SHG</b> Shorthanded goals	<b>SOG</b>	Shots on goal	<b>SVS</b>	Saves	<b>TOT</b>	Total
<b>TPP</b> Time on power play	<b>TS</b>	Total shots	<b>W</b>	Wins		



Shot Chart

Tabella azioni di tiro / Analyse des tirs

ITA - SVK



1st Period



Shots by ITA

Goal (o): 0

Block (<): 2

Save (+): 8

Miss (-): 5



GK 33 of SVK

Shots by SVK

Goal (o): 0

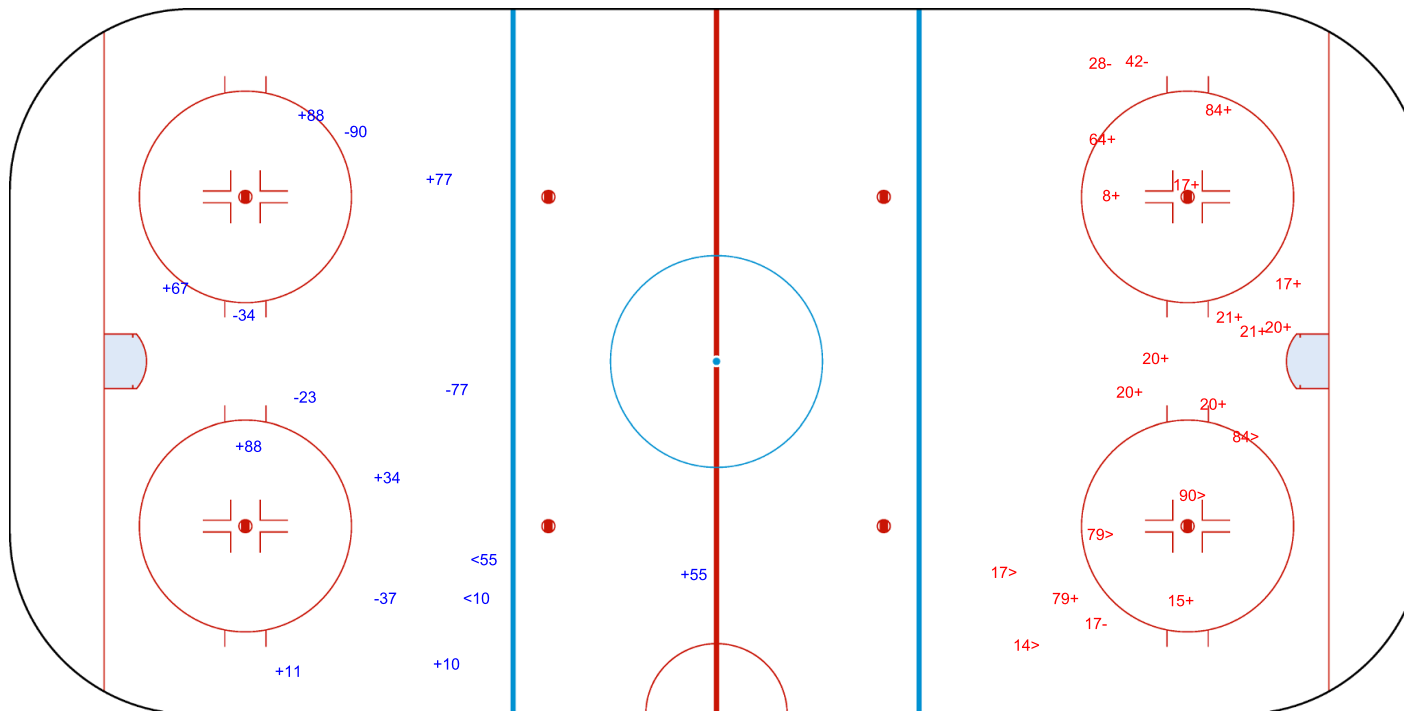
Block (>): 5

Save (+): 13

Miss (-): 3



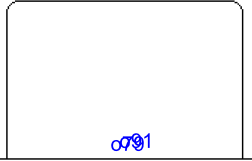
GK 35 of ITA





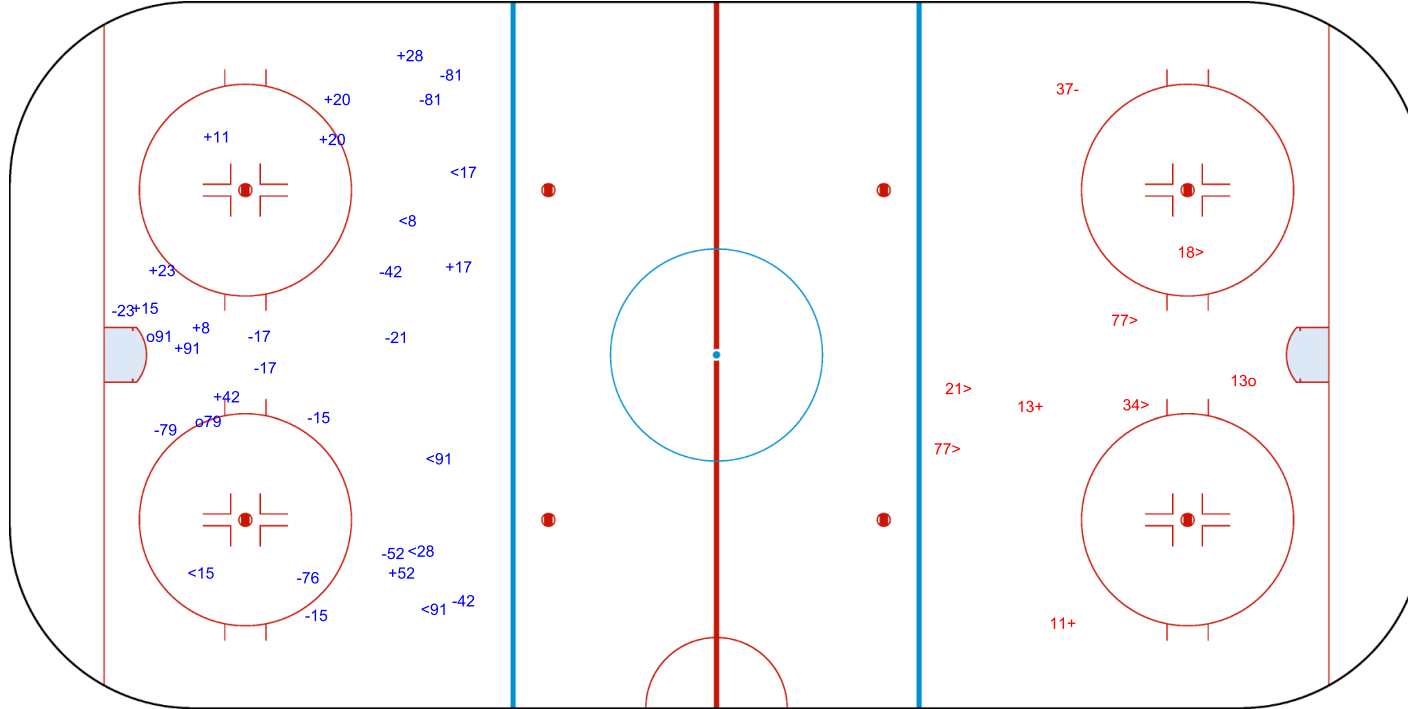
Shots by SVK

Goal (o): 2      Save (+): 11  
Block (<): 6      Miss (-): 13



GK 35 of ITA

ITA → 2nd Period ← SVK



Shots by ITA


Goal (o): 1      Save (+): 2  
Block (>): 5      Miss (-): 1



GK 33 of SVK



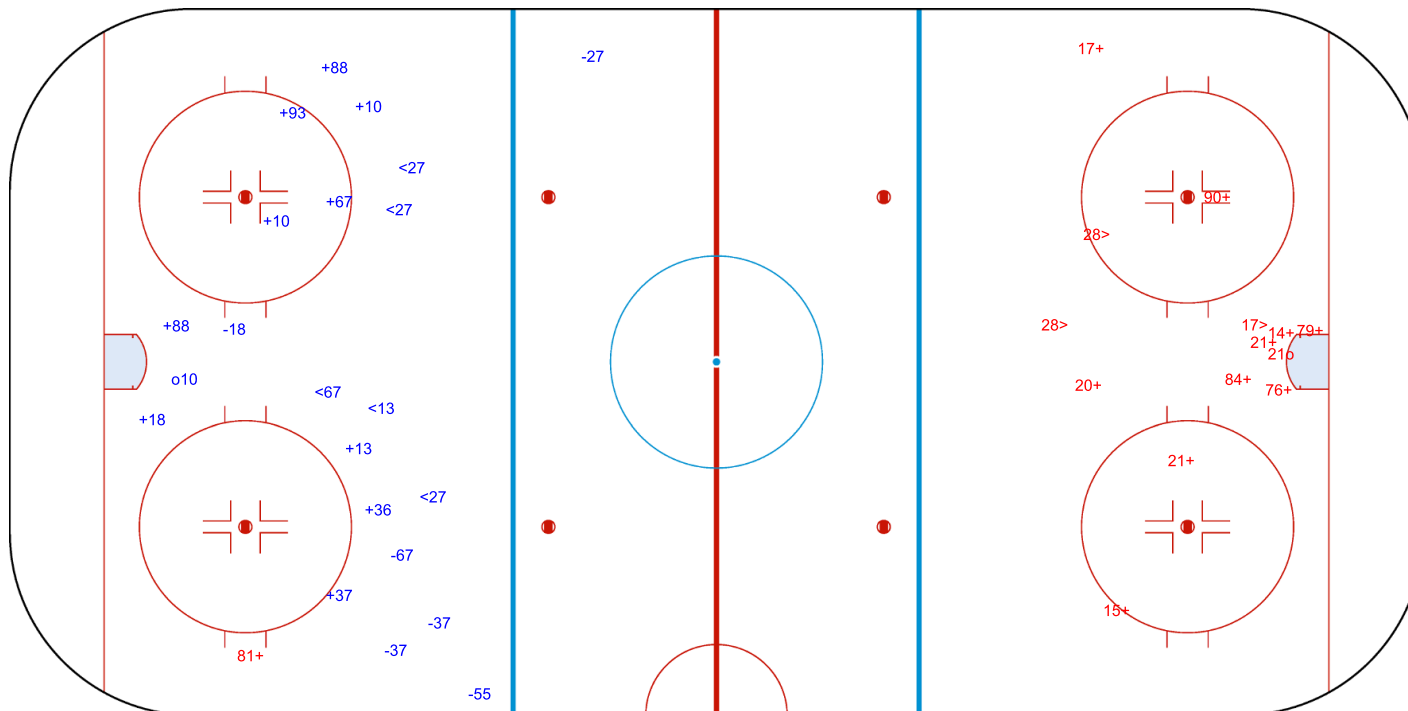
Shots by ITA  
Goal (o): 1  
Block (<): 5  
Save (+): 10  
Miss (-): 6




GK 33 of SVK



3rd Period



Shots by SVK  
Goal (o): 1  
Block (>): 3  
Save (+): 11  
Miss (-): 0



GK 20 of ITA



GK 35 of ITA

Legend: GK Goalkeeper



### Face-off Chart

Tabella ingaggi / Statistiques des mises en jeu

#### ITA - SVK

##### 1st PERIOD

	ITA	SVK	Neutral zone		ITA	SVK	Total wins all zones	
	Def. zone	Att. zone	ITA	SVK	Att. zone	Def. zone	ITA	SVK
	+ 13	- 76	- 13	+ 21	+ 9	- 76		
	+ 67	- 91	+ 67	- 76	+ 13	- 91		
	- 9	+ 15	+ 9	- 15	- 22	+ 21		
	- 22	+ 21	+ 67	- 91	- 9	+ 15		
	- 22	+ 21			- 13	+ 76		
	- 13	+ 91			- 34	+ 76		
	+ 13	- 15						
	- 67	+ 21						
Total wins / period	3 / 38%	5 / 62%	3 / 75%	1 / 25%	2 / 33%	4 / 67%	8 / 44%	10 / 56%

##### 2nd PERIOD

	ITA	SVK	Neutral zone		ITA	SVK	Total wins all zones	
	Def. zone	Att. zone	ITA	SVK	Att. zone	Def. zone	ITA	SVK
	- 22	+ 15	- 13	+ 21	- 9	+ 15		
	- 9	+ 76	- 13	+ 76	- 13	+ 21		
	- 13	+ 15	- 67	+ 91	- 13	+ 91		
	- 22	+ 15	+ 22	- 21	+ 13	- 91		
	+ 67	- 21	- 67	+ 21	- 13	+ 91		
	+ 67	- 21	- 13	+ 21				
	+ 22	- 76	- 67	+ 15				
	- 22	+ 79	+ 9	- 91				
			+ 67	- 21				
Total wins / period	3 / 38%	5 / 62%	3 / 33%	6 / 67%	1 / 20%	4 / 80%	7 / 32%	15 / 68%

##### 3rd PERIOD

	ITA	SVK	Neutral zone		ITA	SVK	Total wins all zones	
	Def. zone	Att. zone	ITA	SVK	Att. zone	Def. zone	ITA	SVK
	+ 9	- 76	+ 13	- 91	+ 13	- 6		
	- 9	+ 21	+ 67	- 76	+ 67	- 91		
	+ 22	- 15	+ 13	- 15	- 13	+ 91		
	- 67	+ 21	- 13	+ 91	+ 13	- 91		
	- 22	+ 21	+ 67	- 91	- 22	+ 21		
	- 22	+ 21	+ 67	- 21	- 22	+ 21		
					- 9	+ 21		
					+ 22	- 91		
					- 13	+ 91		
					- 13	+ 91		
					+ 13	- 91		
					+ 13	- 76		
					+ 67	- 76		
					- 13	+ 21		
					+ 13	- 21		
Total wins / period	2 / 33%	4 / 67%	5 / 83%	1 / 17%	8 / 53%	7 / 47%	15 / 56%	12 / 44%



TOTAL

Total wins / game	ITA	SVK	Neutral zone		ITA	SVK	Total wins all zones	
	Def. zone	Att. zone			Att. zone	Def. zone	ITA	SVK
	8 / 36%	14 / 64%	11 / 58%	8 / 42%	11 / 42%	15 / 58%	30 / 45%	37 / 55%

HEAD TO HEAD

		SVK						Tot.	wins ITA	Dz	Nz	Az
No.		6	15	21	76	79	91					
ITA	9		1 - 3	0 - 2	2 - 1		1 - 0	10	4 40%	1 25%	2 100%	1 25%
	13	1 - 0	2 - 1	1 - 5	2 - 2		5 - 7	26	11 42%	2 50%	2 29%	7 47%
	22		1 - 2	1 - 7	1 - 0	0 - 1	1 - 0	14	4 29%	2 22%	1 100%	1 25%
	34				0 - 1			1	0 0%			0 0%
	67		0 - 1	4 - 3	3 - 0		4 - 1	16	11 69%	3 60%	6 67%	2 100%
	Tot.	1	11	23	12	1	19	67	30 45%	8 36%	11 58%	11 42%
wins SVK	0 0%	7 64%	17 74%	4 33%	1 100%	8 42%	37 55%					
Dz	0 0%	2 100%	6 86%	2 40%		5 45%	15 58%					
Nz		1 33%	4 57%	1 33%		2 33%	8 42%					
Az		4 67%	7 78%	1 25%	1 100%	1 50%	14 64%					

Legend:

Att.	Attacking	Az	Attacking zone	Def.	Defending	Dz	Defending zone
No.	Jersey number	Nz	Neutral zone	Tot.	Total face-offs played		



## Line-Ups

Formazioni / Composition des equipes

### FRA - CZE

#### Referees

20 ANSONS Andris (LAT), 27 FURLATT Eric (CAN)

#### Goalkeepers

Team: FRA

##### No. Name

33 JUNCA Julian  
36 NECKAR Martin

#### Team Line-ups

Team: FRA (Blue)

##### No. Pos. Name

5	D	GUEBEY Enzo
18	D	AUVITU Yohann +A
14	F	da COSTA Stephane +A
41	F	BELLEMARE Pierre-Edouard +C
78	F	FABRE Dylan
8	D	GALLET Hugo
27	D	BOSCQ Jules
29	F	BOUDON Louis
85	F	TEXIER Alexandre
90	F	DAIR Aurelien
19	D	CANTAGALLO Enzo
62	D	CHAKIACHVILI Florian
3	F	BERTRAND Charles
25	F	RITZ Nicolas
81	F	RECH Anthony
7	D	CRINON Pierre
24	F	ADDAMO Justin
77	F	TREILLE Sacha
91	F	DOUAY Floran
95	F	BOZON Kevin

Head Coach: TREILLE Yorick

#### NOT DRESSED:

30 GK KELLER Antoine  
72 F PERRET Jordann  
74 D THIRY Thomas

#### Linespersons

83 MacPHERSON Matt (CAN), 80 WYONZEK Tarrington (CAN)

Team: CZE

##### No. Name

50 VEJMEJKA Karel  
80 VLADAR Daniel

Team: CZE (White)

##### No. Pos. Name

17	D	HRONEK Filip
51	D	SIMEK Radim
18	F	PALAT Ondrej
48	F	HERTL Tomas
88	F	PASTRNAK David +A
3	D	GUDAS Radko +A
6	D	KEMPNY Michal
64	F	KAMPF David
81	F	KUBALIK Dominik
98	F	NECAS Martin
7	D	SPACEK David
84	D	KUNDRATEK Tomas
10	F	CERVENKA Roman +C
23	F	SEDLAK Lukas
73	F	KASE Ondrej
26	D	TICHACEK Jiri
12	F	FAKSA Radek
19	F	FLEK Jakub
93	F	STRANSKY Matej
14	F	CHLAPIK Filip

Head Coach: RULIK Radim

#### NOT DRESSED:

1 GK DOSTAL Lukas  
44 D RUTTA Jan  
96 F TOMASEK David

#### Legend:

<b>+A</b>	Alternate Captain	<b>+C</b>	Captain	<b>D</b>	Defender	<b>F</b>	Forward
<b>No.</b>	Jersey number	<b>Pos.</b>	Position				



## Graphical Line-ups

Schema grafico formazioni / Alignments

### FRA - CZE

**Referees**

20 ANSONS Andris (LAT), 27 FURLATT Eric (CAN)

**Linespersons**

83 MacPHERSON Matt (CAN), 80 WYONZEK Tarrington (CAN)

**Team:** FRA - France (Blue)

**Head Coach:** TREILLE Yorick

S1 36 NECKAR Martin		
33 JUNCA Julian		
S4 14 da COSTA Stephane +A	S5 41 BELLEMARE Pierre-Edouard +C	S6 78 FABRE Dylan
S3 18 AUVITU Yohann +A	S2 5 GUEBEY Enzo	
85 TEXIER Alexandre	29 BOUDON Louis	90 DAIR Aurelien
27 BOSCOQ Jules	8 GALLET Hugo	
81 RECH Anthony	25 RITZ Nicolas	3 BERTRAND Charles
62 CHAKIACHVILI Florian	19 CANTAGALLO Enzo	
91 DOUAY Floran	24 ADDAMO Justin	77 TREILLE Sacha
7 CRINON Pierre		
95 BOZON Kevin		

**Team:** CZE - Czechia (White)

**Head Coach:** RULIK Radim

S1 80 VLADAR Daniel		
50 VEJMEJKA Karel		
S4 18 PALAT Ondrej	S5 48 HERTL Tomas	S6 88 PASTRNAK David +A
S3 51 SIMEK Radim	S2 17 HRONEK Filip	
81 KUBALIK Dominik	64 KAMPF David	98 NECAS Martin
6 KEMPNY Michal	3 GUDAS Radko +A	
10 CERVENKA Roman +C	23 SEDLAK Lukas	73 KASE Ondrej
7 SPACEK David	84 KUNDRATEK Tomas	
19 FLEK Jakub	12 FAKSA Radek	93 STRANSKY Matej
26 TICHACEK Jiri		
		14 CHLAPIK Filip

**Legend:**

+A Alternate Captain      +C Captain      Sn Starting position



## Game Summary

Tabella riassuntiva partita / Resume du match

**FRA - CZE 3 - 6 (0 - 2 , 3 - 2 , 0 - 2)**

Spectators	Referees	Linespersons
11174	20 ANSONS Andris (LAT) , 27 FURLATT Eric (CAN)	83 MacPHERSON Matt (CAN) , 80 WYONZEK Tarrington (CAN)

### Team Statistics

Period	Score	SVS	SOG	PIM	TPP	PPG	SHG
1	0 : 2	14 : 3	3 : 16	4 : 0	0:00 : 2:29	0 : 1	0 : 0
2	3 : 2	5 : 2	5 : 7	0 : 4	2:25 : 0:00	1 : 0	0 : 1
3	0 : 2	13 : 4	4 : 15	2 : 0	0:00 : 2:00	0 : 0	0 : 0
<b>Total</b>	<b>3 : 6</b>	<b>32 : 9</b>	<b>12 : 38</b>	<b>6 : 4</b>	<b>2:25 : 4:29</b>	<b>1 : 1</b>	<b>0 : 1</b>

### 1st Period

Action	Time	ET/Res	Team	Type	No.	Name	(G) Name of Assistant(s) / Action Description
GK	00:00		CZE		80	VLADAR D	- Goalkeeper in
GK	00:00		FRA		36	NECKAR M	- Goalkeeper in
Penalty	05:27	05:56	FRA	2 min.	7	CRINON P	- Interference
<b>Goal</b>	<b>05:56</b>	<b>0 : 1</b>	<b>CZE</b>	<b>PP1</b>	<b>98</b>	<b>NECAS M</b>	(1) 88 PASTRNAK D On Ice FRA 36 8 27 41 85 * 17 HRONEK F CZE 80 17 18 48 88 98
Penalty	07:14	09:14	FRA	2 min.	18	AUVITU Y	- Hooking
<b>Goal</b>	<b>13:04</b>	<b>0 : 2</b>	<b>CZE</b>	<b>EQ</b>	<b>6</b>	<b>KEMPNY M</b>	(1) 93 STRANSKY M On Ice FRA 36 3 5 25 27 81 12 FAKSA R CZE 80 3 6 12 19 93

### 2nd Period

Action	Time	ET/Res	Team	Type	No.	Name	(G) Name of Assistant(s) / Action Description
Penalty	20:36	21:01	CZE	2 min.	48	HERTL T	- Kneeing
<b>Goal</b>	<b>21:01</b>	<b>1 : 2</b>	<b>FRA</b>	<b>PP1</b>	<b>29</b>	<b>BOUDON L</b>	(1) 14 da COSTA S On Ice FRA 36 14 18 29 77 85 * 18 AUVITU Y CZE 80 3 6 64 73
<b>Goal</b>	<b>24:04</b>	<b>2 : 2</b>	<b>FRA</b>	<b>EQ</b>	<b>29</b>	<b>BOUDON L</b>	(2) 3 BERTRAND C On Ice FRA 36 3 19 29 62 77 CZE 80 6 17 18 64 98
<b>Goal</b>	<b>25:54</b>	<b>3 : 2</b>	<b>FRA</b>	<b>EQ</b>	<b>8</b>	<b>GALLET H</b>	(1) 3 BERTRAND C On Ice FRA 36 3 8 29 62 78 29 BOUDON L CZE 80 7 19 23 73 84
<b>Goal</b>	<b>33:23</b>	<b>3 : 3</b>	<b>CZE</b>	<b>EQ</b>	<b>88</b>	<b>PASTRNAK D</b>	(1) 18 PALAT O On Ice FRA 36 8 14 27 41 85 6 KEMPNY M CZE 80 3 6 18 48 88
Penalty	37:45	39:45	CZE	2 min.	81	KUBALIK D	- Holding
<b>Goal</b>	<b>39:28</b>	<b>3 : 4</b>	<b>CZE</b>	<b>SH1</b>	<b>93</b>	<b>STRANSKY M</b>	(1) 12 FAKSA R On Ice FRA 36 3 8 27 29 81 17 HRONEK F CZE 80 12 17 51 93

### 3rd Period

Action	Time	ET/Res	Team	Type	No.	Name	(G) Name of Assistant(s) / Action Description
<b>Goal</b>	<b>41:05</b>	<b>3 : 5</b>	<b>CZE</b>	<b>EQ</b>	<b>14</b>	<b>CHLAPIK F</b>	(1) 98 NECAS M On Ice FRA 36 3 8 27 29 78 64 KAMPF D CZE 80 3 6 14 64 98
<b>Goal</b>	<b>41:53</b>	<b>3 : 6</b>	<b>CZE</b>	<b>EQ</b>	<b>10</b>	<b>CERVENKA R</b>	(1) 23 SEDLAK L On Ice FRA 36 5 14 41 62 85 7 SPACEK D CZE 80 7 10 23 73 84
GK	41:53		FRA		33	JUNCA J	- Goalkeeper in
Penalty	46:09	48:09	FRA	2 min.	5	GUEBEY E	- Holding
GK	60:00		FRA				33 JUNCA J - Goalkeeper out
GK	60:00		CZE				80 VLADAR D - Goalkeeper out

### Goalkeeper Records

Team : FRA - France

No.	Name	SOG	SVS	MIP
36	NECKAR Martin	26	20	41:53
33	JUNCA Julian	12	12	18:07

Team : CZE - Czechia

No.	Name	SOG	SVS	MIP
80	VLADAR Daniel	12	9	60:00
50	VEJMELKA Karel			

### Game Statistics

Team : FRA (Blue)



FRI 13 FEB 2026

Start Time 16:40  
End Time 19:06

Preliminary round - Group A, Game 9

Turno preliminare - Gruppo A, Partita 9 / Tour preliminaire - Groupe A, Match 9

Head Coach : TREILLE Yorick										Shots on Goal				Time on Ice									
No.	Pos.	Name	G	A	P	PIM	FO+	FO-	FO+/-	FO%	1	2	3	OT	TS	+/-	1	2	3	OT	TOT	SHF	AVG
5	D	GUEBEY Enzo	0	0	0	2	0	0	0	0.00	0	0	0	0	0	-2	4:31	6:27	7:34		18:32	25	0:44
14	F	da COSTA Stephane +A	0	1	1	0	4	4	0	50.00	1	1	0		2	-2	4:33	6:57	5:44		17:14	23	0:44
18	D	AUVITU Yohann +A	0	1	1	2	0	0	0	0.00	0	0	0		0	0	5:43	5:15	4:30		15:28	20	0:46
41	F	BELLEMARE Pierre-Edouard +C	0	0	0	0	3	7	-4	30.00	0	0	2		2	-2	5:06	6:51	6:55		18:52	25	0:45
78	F	FABRE Dylan	0	0	0	0	0	0	0	0.00	1	0	0		1	0	5:18	3:28	5:34		14:20	21	0:40
8	D	GALLET Hugo	1	0	1	0	0	0	0	0.00	0	1	0		1	-2	8:24	6:38	6:55		21:57	31	0:42
27	D	BOSCQ Jules	0	0	0	0	0	0	0	0.00	1	0	1		2	-4	7:06	6:47	5:13		19:06	26	0:44
29	F	BOUDON Louis	2	1	3	0	4	9	-5	30.77	0	2	0		2	0	6:04	5:08	6:44		17:56	23	0:46
85	F	TEXIER Alexandre	0	0	0	0	0	0	0	0.00	0	1	0		1	-2	6:00	7:54	6:51		20:45	26	0:47
90	F	DAIR Aurelien	0	0	0	0	0	0	0	0.00	0	0	0		0	0	3:35	0:00	0:00		3:35	5	0:43
3	F	BERTRAND Charles	0	2	2	0	0	0	0	0.00	0	0	1		1	-1	4:43	4:14	5:03		14:00	20	0:42
19	D	CANTAGALLO Enzo	0	0	0	0	0	0	0	0.00	0	0	0		0	+1	4:50	1:51	0:00		6:41	9	0:44
25	F	RITZ Nicolas	0	0	0	0	4	3	1	57.14	0	0	0		0	-1	2:40	3:24	2:26		8:30	15	0:34
62	D	CHAKIACHVILI Florian	0	0	0	0	0	0	0	0.00	0	0	0		0	+1	4:31	7:14	7:52		19:37	22	0:53
81	F	RECH Anthony	0	0	0	0	0	0	0	0.00	0	0	0		0	-2	3:27	3:28	2:53		9:48	16	0:36
7	D	CRINON Pierre	0	0	0	2	0	0	0	0.00	0	0	0		0	0	4:42	3:48	7:51		16:21	20	0:49
24	F	ADDAMO Justin	0	0	0	0	4	9	-5	30.77	0	0	0		0	0	5:09	5:08	4:10		14:27	20	0:43
77	F	TREILLE Sacha	0	0	0	0	0	0	0	0.00	0	0	0		0	+1	4:32	6:44	3:52		15:08	17	0:53
91	F	DOUAY Florian	0	0	0	0	0	0	0	0.00	0	0	0		0	0	5:36	5:08	4:22		15:06	18	0:50
95	F	BOZON Kevin	0	0	0	0	0	0	0	0.00	0	0	0		0	0	0:00	3:36	3:31		7:07	11	0:38
33	GK	JUNCA Julian	0	0	0	0					0	0	0		0								
36	GK	NECKAR Martin	0	0	0	0					0	0	0		0								
<b>Total</b>			<b>3</b>	<b>5</b>	<b>8</b>	<b>6</b>	<b>19</b>	<b>32</b>	<b>-13</b>	<b>37.25</b>	<b>3</b>	<b>5</b>	<b>4</b>		<b>12</b>								

Team : CZE (White)

Head Coach : RULIK Radim										Shots on Goal				Time on Ice									
No.	Pos.	Name	G	A	P	PIM	FO+	FO-	FO+/-	FO%	1	2	3	OT	TS	+/-	1	2	3	OT	TOT	SHF	AVG
17	D	HRONEK Filip	0	2	2	0	0	0	0	0.00	1	1	0		2	0	7:00	6:56	6:03		19:59	26	0:46
18	F	PALAT Ondrej	0	1	1	0	0	0	0	0.00	1	0	1		2	0	6:05	6:22	6:09		18:36	23	0:48
48	F	HERTL Tomas	0	0	0	2	10	6	4	62.50	2	0	3		5	+1	6:14	5:08	6:46		18:08	22	0:49
51	D	SIMEK Radim	0	0	0	0	0	0	0	0.00	0	1	1		2	+1	5:34	5:51	6:04		17:29	24	0:43
88	F	PASTRNAK David +A	1	1	2	0	0	0	0	0.00	0	2	0		2	+1	6:32	5:40	7:07		19:19	22	0:52
3	D	GUDAS Radko +A	0	0	0	0	0	0	0	0.00	1	0	1		2	+3	6:45	4:28	4:23		15:36	20	0:46
6	D	KEMPNY Michal	1	1	2	0	0	0	0	0.00	3	0	0		3	+2	5:53	6:48	5:34		18:15	24	0:45
64	F	KAMPF David	0	1	1	0	8	6	2	57.14	0	0	0		0	0	4:50	5:28	3:03		13:21	19	0:42
81	F	KUBALIK Dominik	0	0	0	2	0	0	0	0.00	0	0	0		0	0	5:18	3:11	0:00		8:29	13	0:39
98	F	NECAS Martin	1	1	2	0	0	0	0	0.00	4	0	2		6	0	6:43	3:50	3:32		14:05	19	0:44
7	D	SPACEK David	0	1	1	0	0	0	0	0.00	0	0	0		0	0	5:11	5:54	6:02		17:07	19	0:54
10	F	CERVENKA Roman +C	1	0	1	0	0	0	0	0.00	2	1	1		4	+1	5:41	5:08	4:54		15:43	18	0:52
23	F	SEDLAK Lukas	0	1	1	0	5	3	2	62.50	0	0	0		0	0	5:21	5:04	4:35		15:00	19	0:47
73	F	KASE Ondrej	0	0	0	0	0	0	0	0.00	0	0	2		2	0	4:49	4:46	4:53		14:28	20	0:43
84	D	KUNDRATEK Tomas	0	0	0	0	0	0	0	0.00	1	0	1		2	0	5:03	4:21	5:02		14:26	18	0:48
12	F	FAKSA Radek	0	2	2	0	9	4	5	69.23	0	0	1		1	+2	3:39	4:42	5:32		13:53	24	0:34
19	F	FLEK Jakub	0	0	0	0	0	0	0	0.00	1	1	0		2	0	3:46	3:57	5:31		13:14	18	0:44
26	D	TICHACEK Jiri	0	0	0	0	0	0	0	0.00	0	0	1		1	0	2:02	5:42	5:18		13:02	15	0:52
93	F	STRANSKY Matej	1	1	2	0	0	0	0	0.00	0	1	0		1	+2	2:52	4:16	5:17		12:25	20	0:37
14	F	CHLAPIK Filip	1	0	1	0	0	0	0	0.00	0	0	1		1	+1	0:42	0:00	4:15		4:57	8	0:37
50	GK	VEJMEJKA Karel	0	0	0	0					0	0	0		0								
80	GK	VLADAR Daniel	0	0	0	0					0	0	0		0								
<b>Total</b>			<b>6</b>	<b>12</b>	<b>18</b>	<b>4</b>	<b>32</b>	<b>19</b>	<b>13</b>	<b>62.75</b>	<b>16</b>	<b>7</b>	<b>15</b>		<b>38</b>								



Group A

R	Team	GP	W	OTW	OTL	L	GDF	GF : GA	PTS
1	CAN	1	1	0	0	0	+5	5 : 0	3
2	SUI	1	1	0	0	0	+4	4 : 0	3
3	CZE	2	1	0	0	1	-2	6 : 8	3
4	FRA	2	0	0	0	2	-7	3 : 10	0

	CAN	CZE	FRA	SUI
CAN		5:0	SUN 15 FEB 16:40	FRI 13 FEB 21:10
CZE	0:5		6:3	SUN 15 FEB 12:10
FRA	SUN 15 FEB 16:40	3:6		0:4
SUI	FRI 13 FEB 21:10	SUN 15 FEB 12:10	4:0	

Legend:

<b>(G)</b> Goals in tournament	*	Does not count for Plus/minus	<b>+/-</b>	Plus/minus net	<b>+A</b>	Alternate Captain
<b>+C</b> Captain	<b>A</b>	Assists	<b>AVG</b>	Average time on ice / shift	<b>D</b>	Defender
<b>EQ</b> Equal strength	<b>ET/Res</b>	Penalty end time/Result of game	<b>F</b>	Forward	<b>FO%</b>	% Face-offs won
<b>FO+</b> Face-offs won	<b>FO-</b>	Face-offs lost	<b>FO+/-</b>	Face-offs net	<b>G</b>	Goals
<b>GA</b> Goals against	<b>GDF</b>	Goal difference	<b>GF</b>	Goals for	<b>GK</b>	Goalkeeper
<b>GP</b> Games played	<b>L</b>	Losses	<b>MIP</b>	Minutes in play (GK)	<b>No.</b>	Jersey number
<b>OT</b> Overtime	<b>OTL</b>	Overtime losses	<b>OTW</b>	Overtime wins	<b>P</b>	Points
<b>PIM</b> Penalties in minutes	<b>Pos.</b>	Position	<b>PP1</b>	Power play - 1 player	<b>PPG</b>	Power play goals
<b>PTS</b> Points	<b>R</b>	Rank	<b>SH1</b>	Shorthanded - 1 player	<b>SHF</b>	Number of shifts
<b>SHG</b> Shorthanded goals	<b>SOG</b>	Shots on goal	<b>SVS</b>	Saves	<b>TOT</b>	Total
<b>TPP</b> Time on power play	<b>TS</b>	Total shots	<b>W</b>	Wins		



Shot Chart

Tabella azioni di tiro / Analyse des tirs

FRA - CZE

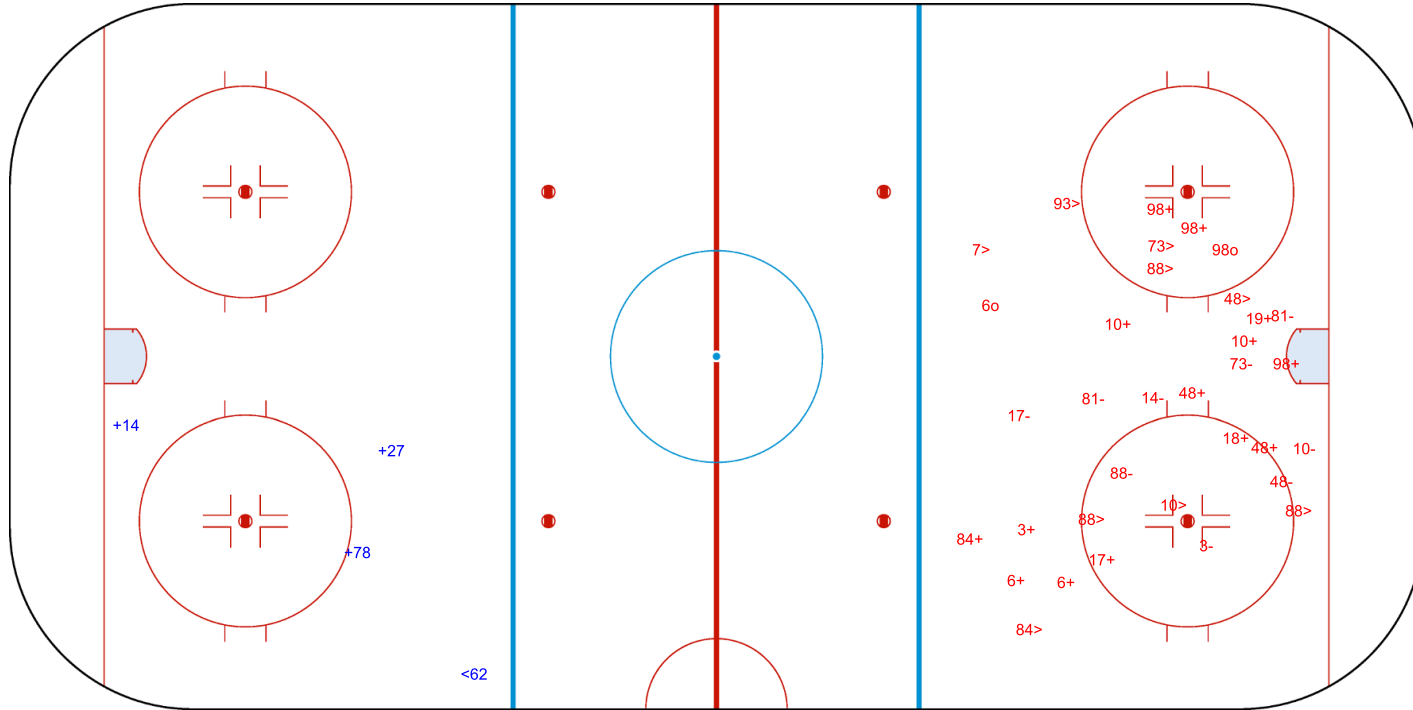


Shots by FRA  
Goal (o): 0  
Block (<): 1  
Save (+): 3  
Miss (-): 0

Shots by CZE  
Goal (o): 2  
Block (>): 9  
Save (+): 14  
Miss (-): 9



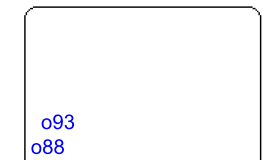
GK 80 of CZE



GK 36 of FRA

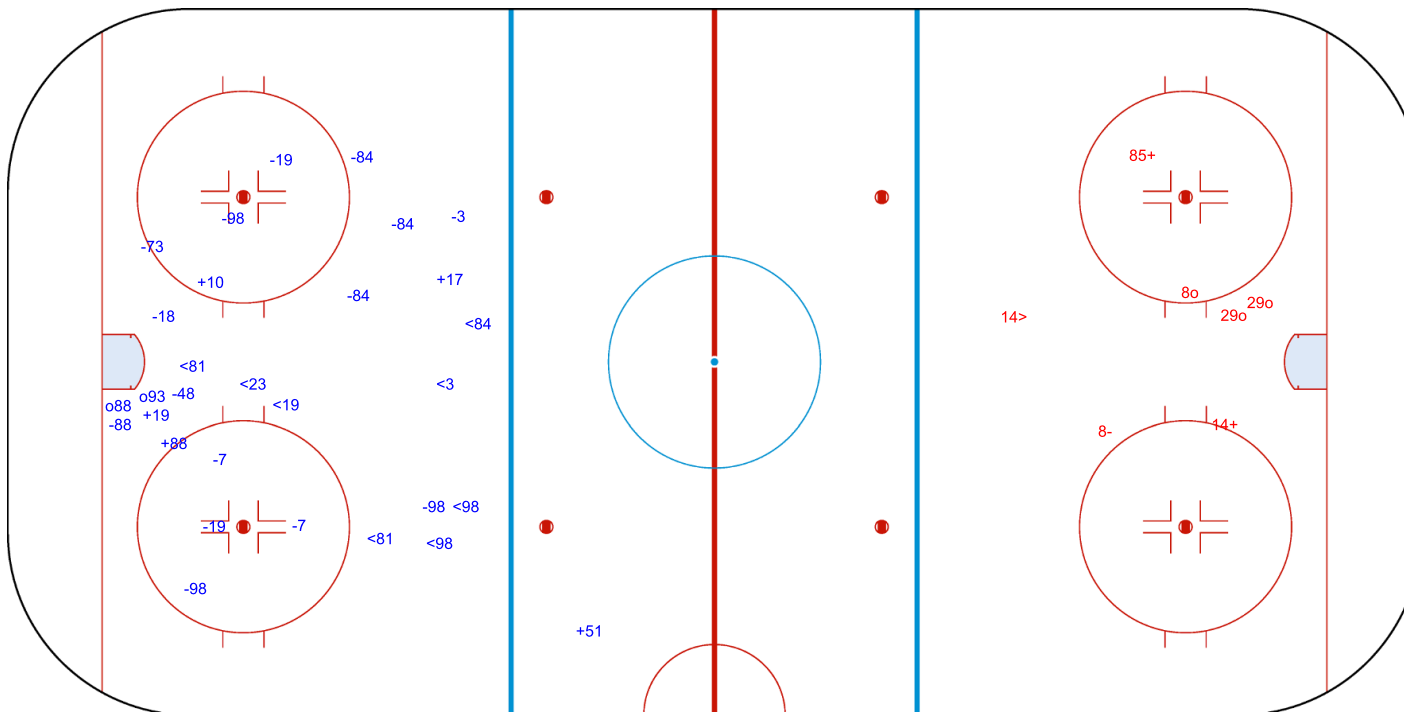


Shots by CZE  
Goal (o): 2  
Block (<): 8  
Save (+): 5  
Miss (-): 15




GK 36 of FRA

FRA → 2nd Period ← CZE



Shots by FRA  
Goal (o): 3  
Block (>): 1  
Save (+): 2  
Miss (-): 1




GK 80 of CZE



Shots by FRA

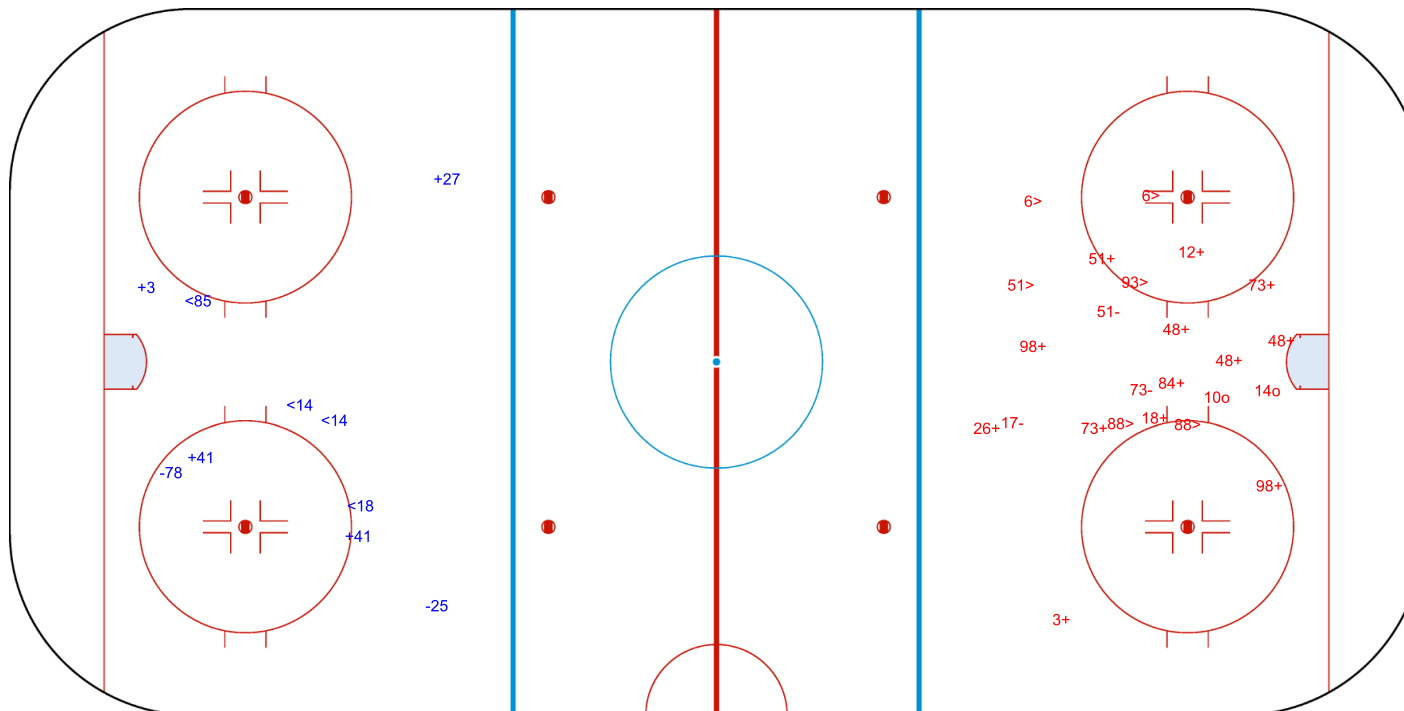
Goal (o): 0    Save (+): 4  
Block (<): 4    Miss (-): 2



GK 80 of CZE




3rd Period



Shots by CZE

Goal (o): 2    Save (+): 13  
Block (>): 6    Miss (-): 3



GK 33 of FRA



GK 36 of FRA

Legend:

GK Goalkeeper



## Face-off Chart

Tabella ingaggi / Statistiques des mises en jeu

### FRA - CZE

#### 1st PERIOD

	FRA	CZE	Neutral zone		FRA	CZE	Total wins all zones	
	Def. zone	Att. zone	FRA	CZE	Att. zone	Def. zone	FRA	CZE
	- 24	+ 12	+ 14	- 48	+ 29	- 48		
	- 29	+ 64	+ 29	- 48	+ 14	- 64		
	- 24	+ 12	- 14	+ 48	+ 29	- 64		
	- 41	+ 48						
	+ 24	- 64						
	- 41	+ 48						
	- 24	+ 64						
	- 25	+ 12						
	- 24	+ 12						
	- 14	+ 12						
Total wins / period	1 / 10%	9 / 90%	2 / 67%	1 / 33%	3 / 100%	0 / 0%	6 / 38%	10 / 62%

#### 2nd PERIOD

	FRA	CZE	Neutral zone		FRA	CZE	Total wins all zones	
	Def. zone	Att. zone	FRA	CZE	Att. zone	Def. zone	FRA	CZE
	- 24	+ 64	- 41	+ 48	- 14	+ 64		
	- 14	+ 12	+ 24	- 23	- 41	+ 23		
	- 29	+ 48	- 25	+ 48	- 24	+ 12		
	- 25	+ 23	+ 25	- 12	- 29	+ 48		
	+ 24	- 64	+ 25	- 64	- 29	+ 64		
	- 24	+ 23			- 41	+ 12		
	- 29	+ 48						
Total wins / period	1 / 14%	6 / 86%	3 / 60%	2 / 40%	0 / 0%	6 / 100%	4 / 22%	14 / 78%

#### 3rd PERIOD

	FRA	CZE	Neutral zone		FRA	CZE	Total wins all zones	
	Def. zone	Att. zone	FRA	CZE	Att. zone	Def. zone	FRA	CZE
	- 29	+ 12	+ 14	- 48	- 41	+ 64		
	- 41	+ 48	+ 14	- 23	+ 41	- 12		
	+ 24	- 48	+ 25	- 12	+ 41	- 12		
	- 24	+ 23			+ 29	- 64		
	- 29	+ 48			- 29	+ 64		
	+ 25	- 23						
	+ 41	- 48						
	- 24	+ 64						
	- 29	+ 23						
Total wins / period	3 / 33%	6 / 67%	3 / 100%	0 / 0%	3 / 60%	2 / 40%	9 / 53%	8 / 47%



TOTAL

Total wins / game	FRA	CZE	Neutral zone		FRA	CZE	Total wins all zones	
	Def. zone	Att. zone			Att. zone	Def. zone	FRA	CZE
	5 / 19%	21 / 81%	8 / 73%	3 / 27%	6 / 43%	8 / 57%	19 / 37%	32 / 63%

HEAD TO HEAD

		CZE				Tot.	wins FRA	Dz	Nz	Az
No.		12	23	48	64					
FRA	14	0 - 2	1 - 0	2 - 1	1 - 1	8	4 50%	0 0%	3 75%	1 50%
	24	0 - 4	1 - 2	1 - 0	2 - 3	13	4 31%	3 27%	1 100%	0 0%
	25	2 - 1	1 - 1	0 - 1	1 - 0	7	4 57%	1 33%	3 75%	
	29	0 - 1	0 - 1	2 - 4	2 - 3	13	4 31%	0 0%	1 100%	3 50%
	41	2 - 1	0 - 1	1 - 4	0 - 1	10	3 30%	1 25%	0 0%	2 40%
	<b>Tot.</b>		13	8	16	14	51	19 37%	5 19%	8 73%
<b>wins CZE</b>		9 69%	5 63%	10 63%	8 57%	32 63%				
<b>Dz</b>		2 50%	1 100%	1 50%	4 57%	8 57%				
<b>Nz</b>		0 0%	0 0%	3 50%	0 0%	3 27%				
<b>Az</b>		7 100%	4 80%	6 75%	4 67%	21 81%				

<b>Legend:</b>	<b>Att.</b> Attacking	<b>Az</b> Attacking zone	<b>Def.</b> Defending	<b>Dz</b> Defending zone
<b>No.</b> Jersey number	<b>Nz</b> Neutral zone	<b>Tot.</b> Total face-offs played		



## Line-Ups

Formazioni / Composition des équipes

### CAN - SUI

#### Referees

97 HRIBIK Jan (CZE), 9 O'ROURKE Dan (CAN)

#### Goalkeepers

Team: CAN

##### No. Name

35 KUEMPER Darcy  
48 THOMPSON Logan

#### Team Line-ups

Team: CAN (Red)

##### No. Pos. Name

7	D	TOEWS Devon
8	D	MAKAR Cale +A
17	F	CELEBRINI Macklin
43	F	WILSON Tom
97	F	McDAVID Connor +A
27	D	THEODORE Shea
55	D	PARAYKO Colton
10	F	SUZUKI Nick
29	F	MacKINNON Nathan
38	F	HAGEL Brandon
20	D	HARLEY Thomas
89	D	DOUGHTY Drew
61	F	STONE Mark
87	F	CROSBY Sidney +C
93	F	MARNER Mitch
6	D	SANHEIM Travis
13	F	REINHART Sam
14	F	HORVAT Bo
24	F	JARVIS Seth
9	F	BENNETT Sam

Head Coach: COOPER Jon

#### NOT DRESSED:

44 D MORRISSEY Josh  
50 GK BINNINGTON Jordan  
63 F MARCHAND Brad

#### Linespersons

98 ANKERSTJERNE Albert (DEN), 96 BRISEBOIS David (CAN)

Team: SUI

##### No. Name

40 SCHMID Akira  
63 GENONI Leonardo

Team: SUI (White)

##### No. Pos. Name

43	D	GLAUSER Andrea +A
90	D	JOSI Roman +C
13	F	HISCHIER Nico
21	F	FIALA Kevin +A
28	F	MEIER Timo
14	D	KUKAN Dean
71	D	SIEGENTHALER Jonas
22	F	NIEDERREITER Nino
62	F	MALGIN Denis
85	F	ANDRIGHETTO Sven
54	D	MARTI Christian
86	D	MOSER Janis
23	F	KURASHEV Philipp
44	F	SUTER Pius
79	F	THURKAUF Calvin
45	D	FORA Michael
9	F	RIAT Damien
17	F	JAGER Ken
88	F	BERTSCHY Christoph
73	F	SCHMID Sandro

Head Coach: FISCHER Patrick

#### NOT DRESSED:

8 F KNAK Simon  
20 GK BERRA Reto  
56 D BERNI Tim

#### Legend:

+A	Alternate Captain	+C	Captain	D	Defender	F	Forward
No.	Jersey number	Pos.	Position				



## Graphical Line-ups

Schema grafico formazioni / Alignments

### CAN - SUI

**Referees**

97 HRIBIK Jan (CZE), 9 O'ROURKE Dan (CAN)

**Linespersons**

98 ANKERSTJERNE Albert (DEN), 96 BRISEBOIS David (CAN)

**Team:** CAN - Canada (Red)

**Head Coach:** COOPER Jon

<b>S1</b> 48 THOMPSON Logan		
35 KUEMPER Darcy		
17 CELEBRINI Macklin	97 McDAVID Connor +A	43 WILSON Tom
<b>S2</b> 7 TOEWS Devon	<b>S3</b> 8 MAKAR Cale +A	
38 HAGEL Brandon	29 MacKINNON Nathan	10 SUZUKI Nick
27 THEODORE Shea		55 PARAYKO Colton
<b>S6</b> 93 MARNER Mitch	<b>S5</b> 87 CROSBY Sidney +C	<b>S4</b> 61 STONE Mark
20 HARLEY Thomas		89 DOUGHTY Drew
24 JARVIS Seth	14 HORVAT Bo	13 REINHART Sam
6 SANHEIM Travis		
	9 BENNETT Sam	

**Team:** SUI - Switzerland (White)

**Head Coach:** FISCHER Patrick

<b>S1</b> 40 SCHMID Akira		
63 GENONI Leonardo		
<b>S5</b> 21 FIALA Kevin +A	<b>S4</b> 13 HISCHIER Nico	<b>S6</b> 28 MEIER Timo
<b>S3</b> 90 JOSI Roman +C	<b>S2</b> 43 GLAUSER Andrea +A	
85 ANDRIGHETTO Sven	62 MALGIN Denis	22 NIEDERREITER Nino
71 SIEGENTHALER Jonas		14 KUKAN Dean
23 KURASHEV Philipp	44 SUTER Pius	79 THURKAUF Calvin
54 MARTI Christian		86 MOSER Janis
9 RIAT Damien	17 JAGER Ken	88 BERTSCHY Christoph
45 FORA Michael		
73 SCHMID Sandro		

**Legend:**

+A Alternate Captain

+C Captain

Sn Starting position



FRI 13 FEB 2026

Start Time 21:10  
End Time 23:40

Preliminary round - Group A, Game 10

Turno preliminare - Gruppo A, Partita 10 / Tour preliminaire - Groupe A, Match 10

### Game Summary

Tabella riassuntiva partita / Resume du match

**CAN - SUI 5 - 1 (2 - 1, 1 - 0, 2 - 0)**

Spectators	Referees	Linespersons
11510	97 HRIBIK Jan (CZE) , 9 O'ROURKE Dan (CAN)	98 ANKERSTJERNE Albert (DEN) , 96 BRISEBOIS David (CAN)

#### Team Statistics

Period	Score	SVS	SOG	PIM	TPP	PPG	SHG
1	2 : 1	9 : 11	13 : 10	2 : 2	0:20 : 1:44	1 : 1	0 : 0
2	1 : 0	6 : 13	14 : 6	2 : 4	4:00 : 2:00	0 : 0	0 : 0
3	2 : 0	9 : 10	12 : 9	2 : 0	0:00 : 2:00	0 : 0	0 : 0
<b>Total</b>	<b>5 : 1</b>	<b>24 : 34</b>	<b>39 : 25</b>	<b>6 : 6</b>	<b>4:20 : 5:44</b>	<b>1 : 1</b>	<b>0 : 0</b>

#### 1st Period

Action	Time	ET/Res	Team	Type	No.	Name	(G)	Name of Assistant(s) / Action Description
GK	00:00		CAN		48	THOMPSON L		- Goalkeeper in
GK	00:00		SUI		40	SCHMID A		- Goalkeeper in
Penalty	05:25	05:45	SUI	2 min.	14	KUKAN D		- Tripping
<b>Goal</b>	<b>05:45</b>	<b>1 : 0</b>	<b>CAN</b>	<b>PP1</b>	<b>97</b>	<b>McDAVID C</b>	(1)	29 MacKINNON N On Ice CAN 48 8 13 29 87 97 * 8 MAKAR C SUI 40 17 43 44 71
<b>Goal</b>	<b>10:54</b>	<b>2 : 0</b>	<b>CAN</b>	<b>EQ</b>	<b>20</b>	<b>HARLEY T</b>	(1)	97 McDAVID C On Ice CAN 48 6 17 20 43 97 43 WILSON T SUI 40 17 22 54 85 86
Penalty	10:58	12:42	CAN	2 min.	14	HORVAT B		- High Sticking
<b>Goal</b>	<b>12:42</b>	<b>2 : 1</b>	<b>SUI</b>	<b>PP1</b>	<b>44</b>	<b>SUTER P</b>	(1)	85 ANDRIGHETTO S On Ice CAN 48 7 8 10 38 * 14 KUKAN D SUI 40 9 14 23 44 85

#### 2nd Period

Action	Time	ET/Res	Team	Type	No.	Name	(G)	Name of Assistant(s) / Action Description
Penalty	21:22	23:22	CAN	2 min.	27	THEODORE S		- Tripping
<b>Goal</b>	<b>24:14</b>	<b>3 : 1</b>	<b>CAN</b>	<b>EQ</b>	<b>17</b>	<b>CELEBRINI M</b>	(2)	29 MacKINNON N On Ice CAN 48 6 17 29 55 97 SUI 40 13 22 54 86 88
Penalty	25:59	27:59	SUI	2 min.	45	FORA M		- High Sticking
Penalty	35:19	37:19	SUI	2 min.	22	NIEDERREITER N		- Elbowing

#### 3rd Period

Action	Time	ET/Res	Team	Type	No.	Name	(G)	Name of Assistant(s) / Action Description
<b>Goal</b>	<b>47:28</b>	<b>4 : 1</b>	<b>CAN</b>	<b>EQ</b>	<b>87</b>	<b>CROSBY S</b>	(1)	93 MARNER M On Ice CAN 48 7 8 61 87 93 8 MAKAR C SUI 40 9 23 79 86 90
Penalty	50:47	52:47	CAN	2 min.	17	CELEBRINI M		- Tripping
<b>Goal</b>	<b>53:03</b>	<b>5 : 1</b>	<b>CAN</b>	<b>EQ</b>	<b>29</b>	<b>MacKINNON N</b>	(2)	97 McDAVID C On Ice CAN 48 7 8 17 29 97 17 CELEBRINI M SUI 40 14 17 71 73 88
GK	60:00		CAN					48 THOMPSON L - Goalkeeper out
GK	60:00		SUI					40 SCHMID A - Goalkeeper out

#### Goalkeeper Records

Team : CAN - Canada

Team : SUI - Switzerland

No.	Name	SOG	SVS	MIP
48	THOMPSON Logan	25	24	60:00
35	KUEMPER Darcy			

No.	Name	SOG	SVS	MIP
40	SCHMID Akira	39	34	60:00
63	GENONI Leonardo			

#### Game Statistics

Team : CAN (Red)

Head Coach : COOPER Jon

No.	Pos.	Name	Shots on Goal							Time on Ice												
			G	A	P	PIM	FO+	FO-	FO+/-	FO%	1	2	3	OT	TS	+/-	1	2	3	OT	TOT	SHF
7	D	TOEWS Devon	0	0	0	0	0	0	0	0.00	0	1	0	1	+2	7:10	6:10	4:36		17:56	26	0:41
8	D	MAKAR Cale +A	0	2	2	0	0	0	0	0.00	1	2	1	4	+2	7:15	9:41	4:59		21:55	30	0:43
17	F	CELEBRINI Macklin	1	1	2	2	0	0	0	0.00	0	3	1	4	+3	5:31	4:41	5:08		15:20	25	0:36
43	F	WILSON Tom	0	1	1	0	0	0	0	0.00	1	0	0	1	+1	3:45	2:59	2:59		9:43	17	0:34
97	F	McDAVID Connor +A	1	2	3	0	4	3	1	57.14	2	0	1	3	+3	5:07	5:09	4:06		14:22	22	0:39



Head Coach : COOPER Jon										Shots on Goal				Time on Ice									
No.	Pos.	Name	G	A	P	PIM	FO+	FO-	FO+/-	FO%	1	2	3	OT	TS	+/-	1	2	3	OT	TOT	SHF	AVG
10	F	SUZUKI Nick	0	0	0	0	5	1	4	83.33	2	1	0		3	0	6:14	3:15	4:06		13:35	19	0:42
27	D	THEODORE Shea	0	0	0	2	0	0	0	0.00	0	0	0		0	0	5:35	6:23	5:02		17:00	26	0:39
29	F	MackINNON Nathan	1	2	3	0	11	7	4	61.11	1	2	1		4	+2	6:24	4:50	5:14		16:28	24	0:41
38	F	HAGEL Brandon	0	0	0	0	0	0	0	0.00	0	0	0		0	0	5:59	5:06	5:19		16:24	22	0:44
55	D	PARAYKO Colton	0	0	0	0	0	0	0	0.00	0	1	0		1	+1	7:14	4:18	5:26		16:58	28	0:36
20	D	HARLEY Thomas	1	0	1	0	0	0	0	0.00	2	1	0		3	+1	5:20	4:05	8:48		18:13	26	0:42
61	F	STONE Mark	0	0	0	0	0	0	0	0.00	1	0	1		2	+1	5:01	7:46	4:11		16:58	21	0:48
87	F	CROSBY Sidney +C	1	0	1	0	10	5	5	66.67	1	0	2		3	+1	5:14	6:36	4:01		15:51	19	0:50
89	D	DOUGHTY Drew	0	0	0	0	0	0	0	0.00	1	0	0		1	0	3:47	3:44	6:19		13:50	22	0:37
93	F	MARNER Mitch	0	1	1	0	0	0	0	0.00	0	3	0		3	+1	5:16	6:04	5:23		16:43	22	0:45
6	D	SANHEIM Travis	0	0	0	0	0	0	0	0.00	0	0	0		0	+2	3:19	1:59	4:59		10:17	19	0:32
13	F	REINHART Sam	0	0	0	0	0	1	-1	0.00	0	0	1		1	0	3:56	4:57	4:28		13:21	16	0:50
14	F	HORVAT Bo	0	0	0	2	7	1	6	87.50	0	0	0		0	0	1:17	4:46	3:23		9:26	13	0:43
24	F	JARVIS Seth	0	0	0	0	0	0	0	0.00	0	0	2		2	0	1:38	2:34	5:07		9:19	13	0:43
9	F	BENNETT Sam	0	0	0	0	1	1	0	50.00	1	0	2		3	0	3:14	2:54	4:25		10:33	16	0:39
35	GK	KUEMPER Darcy	0	0	0	0					0	0	0		0								
48	GK	THOMPSON Logan	0	0	0	0					0	0	0		0								
<b>Total</b>			<b>5</b>	<b>9</b>	<b>14</b>	<b>6</b>	<b>38</b>	<b>19</b>	<b>19</b>	<b>66.67</b>	<b>13</b>	<b>14</b>	<b>12</b>		<b>39</b>								

Team : SUI (White)

Head Coach : FISCHER Patrick										Shots on Goal				Time on Ice									
No.	Pos.	Name	G	A	P	PIM	FO+	FO-	FO+/-	FO%	1	2	3	OT	TS	+/-	1	2	3	OT	TOT	SHF	AVG
13	F	HISCHIER Nico	0	0	0	0	8	11	-3	42.11	0	0	1		1	-1	8:13	7:00	6:15		21:28	24	0:53
21	F	FIALA Kevin +A	0	0	0	0	0	0	0	0.00	1	0	0		1	0	8:44	4:36	6:44		20:04	25	0:48
28	F	MEIER Timo	0	0	0	0	0	0	0	0.00	2	1	2		5	0	8:07	4:52	6:22		19:21	23	0:50
43	D	GLAUSER Andrea +A	0	0	0	0	0	0	0	0.00	0	0	0		0	0	5:31	0:00	0:00		5:31	8	0:41
90	D	JOSI Roman +C	0	0	0	0	0	0	0	0.00	2	0	1		3	-1	8:17	8:57	9:30		26:44	30	0:53
14	D	KUKAN Dean	0	1	1	2	0	0	0	0.00	0	0	0		0	-1	5:02	6:44	6:16		18:02	26	0:41
22	F	NIEDERREITER Nino	0	0	0	2	0	0	0	0.00	1	0	0		1	-2	6:14	5:45	6:04		18:03	26	0:41
62	F	MALGIN Denis	0	0	0	0	0	0	0	0.00	0	0	0		0	0	2:28	0:00	0:00		2:28	5	0:29
71	D	SIEGENTHALER Jonas	0	0	0	0	0	0	0	0.00	0	0	1		1	-1	5:16	10:39	6:15		22:10	29	0:45
85	F	ANDRIGHETTO Sven	0	1	1	0	0	0	0	0.00	1	1	1		3	-1	4:37	4:45	5:35		14:57	23	0:39
23	F	KURASHEV Philipp	0	0	0	0	0	0	0	0.00	0	1	1		2	-1	4:51	4:31	5:47		15:09	24	0:37
44	F	SUTER Pius	1	0	1	0	6	9	-3	40.00	2	1	0		3	0	6:18	6:56	5:43		18:57	25	0:45
54	D	MARTI Christian	0	0	0	0	0	0	0	0.00	0	0	0		0	-2	4:07	3:03	2:53		10:03	15	0:40
79	F	THURKAUF Calvin	0	0	0	0	2	10	-8	16.67	0	0	0		0	-1	4:26	4:49	4:24		13:39	24	0:34
86	D	MOSER Janis	0	0	0	0	0	0	0	0.00	0	0	1		1	-3	6:52	5:08	8:25		20:25	26	0:47
9	F	RIAT Damien	0	0	0	0	0	0	0	0.00	0	2	0		2	-1	2:15	4:52	5:29		12:36	20	0:37
17	F	JAGER Ken	0	0	0	0	3	6	-3	33.33	0	0	0		0	-2	2:19	2:59	3:31		8:49	15	0:35
45	D	FORA Michael	0	0	0	2	0	0	0	0.00	1	0	1		2	0	3:11	4:25	4:47		12:23	19	0:39
88	F	BERTSCHY Christoph	0	0	0	0	0	2	-2	0.00	0	0	0		0	-2	1:46	2:50	3:23		7:59	13	0:36
73	F	SCHMID Sandro	0	0	0	0	0	0	0	0.00	0	0	0		0	-1	1:06	3:07	2:37		6:50	12	0:34
40	GK	SCHMID Akira	0	0	0	0					0	0	0		0								
63	GK	GENONI Leonardo	0	0	0	0					0	0	0		0								
<b>Total</b>			<b>1</b>	<b>2</b>	<b>3</b>	<b>6</b>	<b>19</b>	<b>38</b>	<b>-19</b>	<b>33.33</b>	<b>10</b>	<b>6</b>	<b>9</b>		<b>25</b>								

Group A

R	Team	GP	W	OTW	OTL	L	GDF	GF : GA	PTS
1	CAN	2	2	0	0	0	+9	10 : 1	6
2	SUI	2	1	0	0	1	0	5 : 5	3
3	CZE	2	1	0	0	1	-2	6 : 8	3
4	FRA	2	0	0	0	2	-7	3 : 10	0

	CAN	CZE	FRA	SUI
CAN		5:0	SUN 15 FEB 16:40	5:1
CZE	0:5		6:3	SUN 15 FEB 12:10
FRA	SUN 15 FEB 16:40	3:6		0:4
SUI	1:5	SUN 15 FEB 12:10	4:0	



**FRI 13 FEB 2026**

Start Time 21:10  
End Time 23:40

**Preliminary round - Group A, Game 10**

Turno preliminare - Gruppo A, Partita 10 / Tour preliminaire - Groupe A, Match 10

Legend:		
<b>(G)</b> Goals in tournament	*	Does not count for Plus/minus
<b>+C</b> Captain	<b>A</b>	Assists
<b>EQ</b> Equal strength	<b>ET/Res</b>	Penalty end time/Result of game
<b>FO+</b> Face-offs won	<b>FO-</b>	Face-offs lost
<b>GA</b> Goals against	<b>GDF</b>	Goal difference
<b>GP</b> Games played	<b>L</b>	Losses
<b>OT</b> Overtime	<b>OTL</b>	Overtime losses
<b>PIM</b> Penalties in minutes	<b>Pos.</b>	Position
<b>PTS</b> Points	<b>R</b>	Rank
<b>SOG</b> Shots on goal	<b>SVS</b>	Saves
<b>TS</b> Total shots	<b>W</b>	Wins
<b>+/-</b>		Plus/minus net
<b>AVG</b>		Average time on ice / shift
<b>F</b>		Forward
<b>FO+/-</b>		Face-offs net
<b>GF</b>		Goals for
<b>MIP</b>		Minutes in play (GK)
<b>OTW</b>		Overtime wins
<b>PP1</b>		Power play - 1 player
<b>SHF</b>		Number of shifts
<b>TOT</b>		Total
<b>+A</b>		Alternate Captain
<b>D</b>		Defender
<b>FO%</b>		% Face-offs won
<b>G</b>		Goals
<b>GK</b>		Goalkeeper
<b>No.</b>		Jersey number
<b>P</b>		Points
<b>PPG</b>		Power play goals
<b>SHG</b>		Shorthanded goals
<b>TPP</b>		Time on power play




Shot Chart

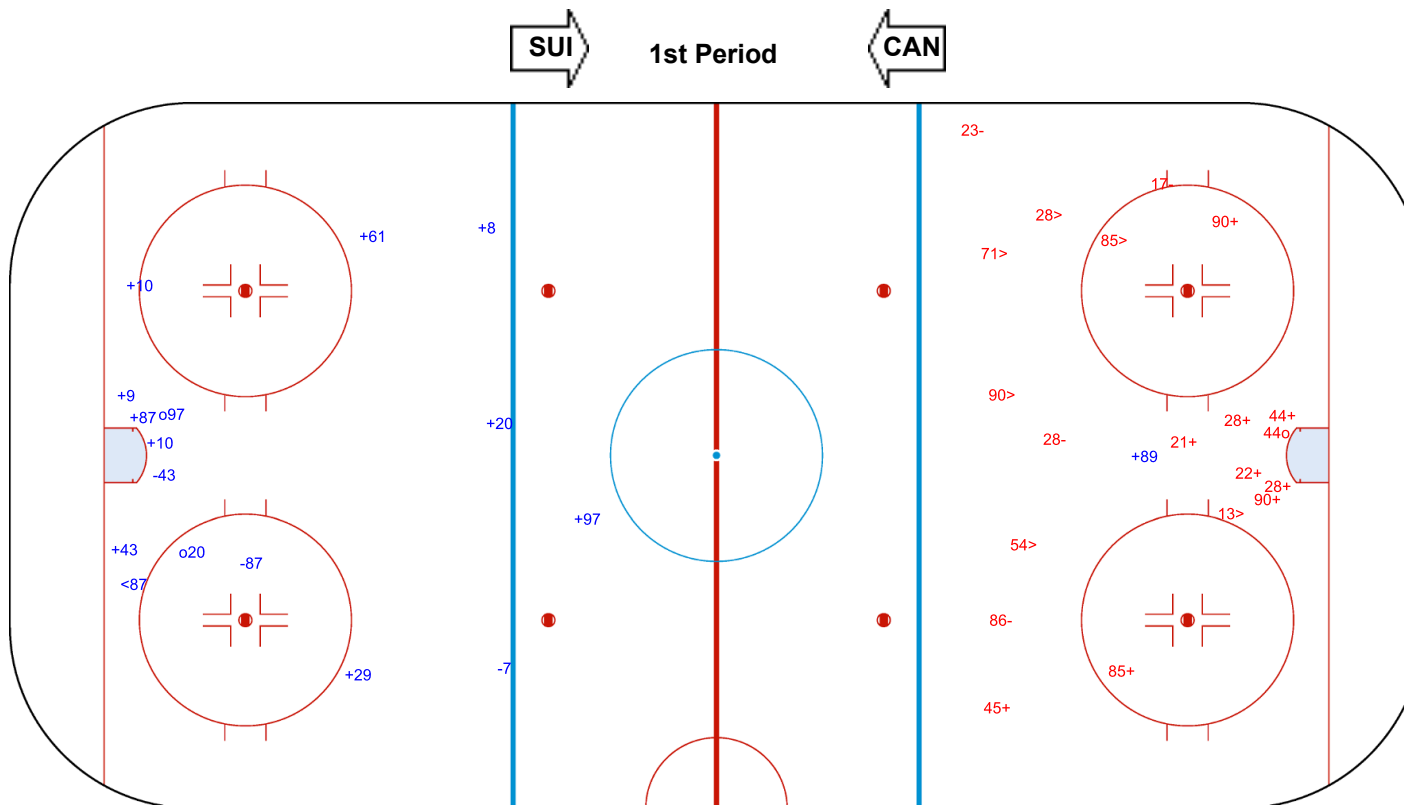
Tabella azioni di tiro / Analyse des tirs

CAN - SUI


Shots by CAN  
Goal (o): 2  
Block (<): 1  
Save (+): 11  
Miss (-): 3



GK 40 of SUI



Shots by SUI  
Goal (o): 1  
Block (>): 6  
Save (+): 9  
Miss (-): 4



GK 48 of CAN



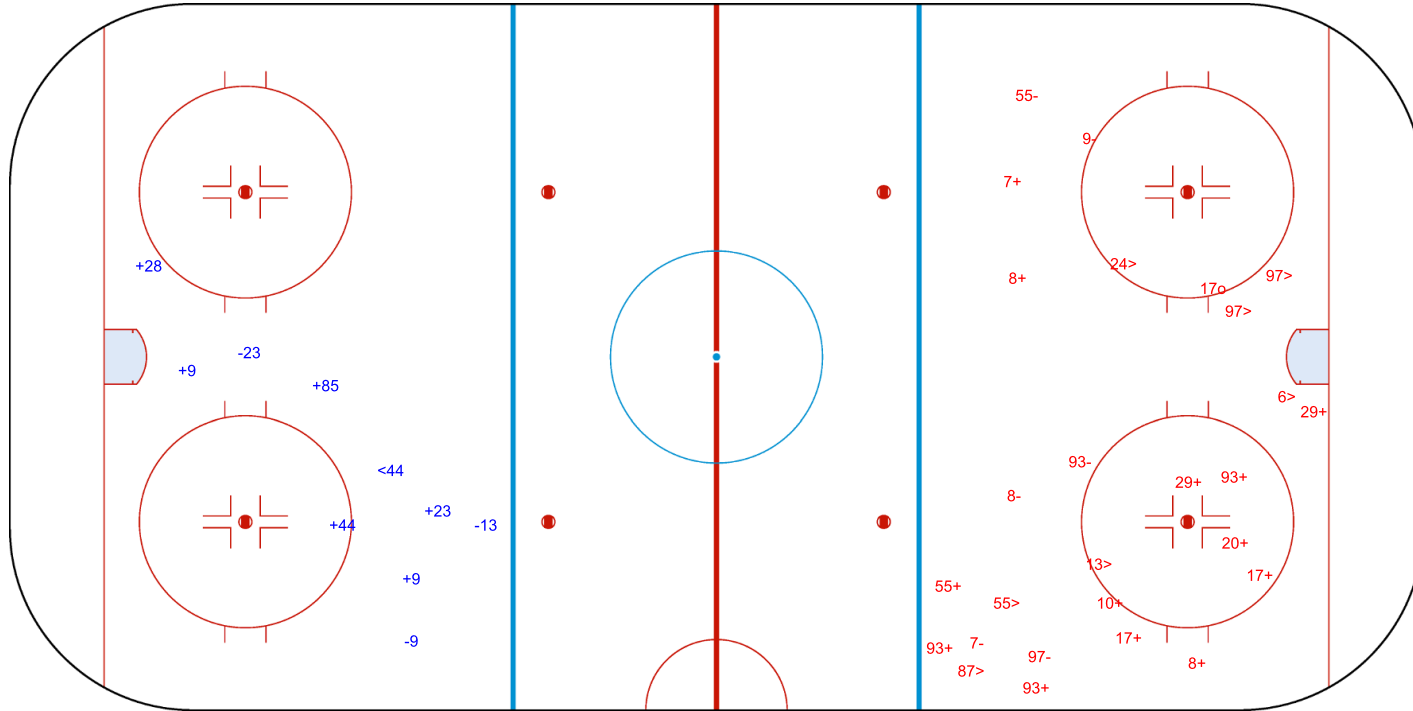
Shots by SUI  
Goal (o): 0  
Block (<): 1  
Save (+): 6  
Miss (-): 3



GK 48 of CAN



2nd Period



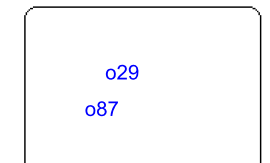
Shots by CAN  
Goal (o): 1  
Block (>): 7  
Save (+): 13  
Miss (-): 6



GK 40 of SUI

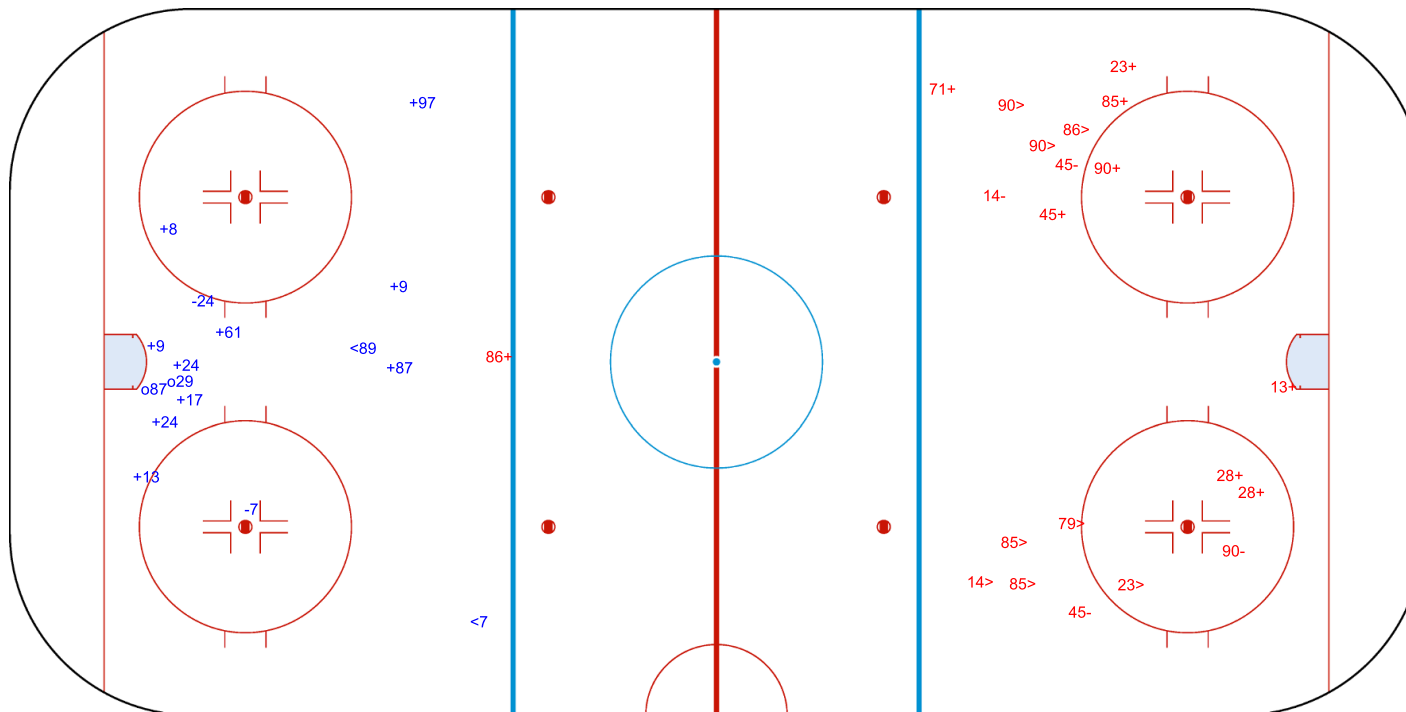


Shots by CAN  
Goal (o): 2 Save (+): 10  
Block (<): 2 Miss (-): 2



GK 40 of SUI

SUI → 3rd Period ← CAN



Shots by SUI  
Goal (o): 0 Save (+): 9  
Block (>): 8 Miss (-): 4



GK 48 of CAN

Legend: GK Goalkeeper



### Face-off Chart

Tabella ingaggi / Statistiques des mises en jeu

#### CAN - SUI

##### 1st PERIOD

	CAN		SUI		CAN		SUI		Total wins all zones
	Def. zone	Att. zone	Neutral zone		Att. zone	Def. zone			
	- 97	+ 44	- 87	+ 13	- 13	+ 44			
	- 29	+ 13	+ 9	- 44	+ 87	- 17			
	- 29	+ 13	- 87	+ 13	+ 87	- 13			
	- 10	+ 13	- 29	+ 44	+ 87	- 44			
	+ 29	- 13	+ 14	- 44	- 87	+ 17			
	+ 29	- 44	+ 97	- 79	+ 29	- 79			
	- 29	+ 44	- 97	+ 13	+ 29	- 79			
	- 29	+ 44			+ 97	- 13			
	+ 97	- 13							
	+ 97	- 13							
Total wins / period	4 / 40%	6 / 60%	3 / 43%	4 / 57%	6 / 75%	2 / 25%			CAN 13 / 52% SUI 12 / 48%

##### 2nd PERIOD

	CAN		SUI		CAN		SUI		Total wins all zones
	Def. zone	Att. zone	Neutral zone		Att. zone	Def. zone			
	- 14	+ 44	+ 87	- 13	+ 87	- 88			
	+ 87	- 44	- 9	+ 79	+ 29	- 79			
	+ 29	- 79	+ 10	- 79	+ 10	- 17			
			+ 29	- 44	+ 87	- 13			
					+ 29	- 13			
					+ 87	- 44			
					+ 10	- 13			
					+ 87	- 44			
					+ 14	- 88			
					+ 14	- 79			
Total wins / period	2 / 67%	1 / 33%	3 / 75%	1 / 25%	10 / 100%	0 / 0%			CAN 15 / 88% SUI 2 / 12%

##### 3rd PERIOD

	CAN		SUI		CAN		SUI		Total wins all zones
	Def. zone	Att. zone	Neutral zone		Att. zone	Def. zone			
	+ 14	- 79	- 87	+ 13	+ 10	- 17			
	- 29	+ 79	- 29	+ 13	- 87	+ 17			
	+ 29	- 79	+ 29	- 17					
	+ 29	- 13	+ 87	- 44					
	+ 10	- 13	+ 14	- 17					
	- 97	+ 17	+ 14	- 17					
	+ 14	- 79							
Total wins / period	5 / 71%	2 / 29%	4 / 67%	2 / 33%	1 / 50%	1 / 50%			CAN 10 / 67% SUI 5 / 33%



TOTAL

Total wins / game	CAN		SUI		CAN		SUI		Total wins all zones	
	Def. zone	Att. zone	Neutral zone		Att. zone	Def. zone	CAN	SUI	CAN	SUI
	11 / 55%	9 / 45%	10 / 59%	7 / 41%	17 / 85%	3 / 15%	38 / 67%	19 / 33%		

HEAD TO HEAD

No.	SUI					Tot.	wins CAN	Dz	Nz	Az
	13	17	44	79	88					
9			1 - 0	0 - 1		2	1 50%		1 50%	
10	2 - 1	2 - 0		1 - 0		6	5 83%	1 50%	1 100%	3 100%
13			0 - 1			1	0 0%			0 0%
14		2 - 0	1 - 1	3 - 0	1 - 0	8	7 88%	2 67%	3 100%	2 100%
29	3 - 3	1 - 0	2 - 3	5 - 1		18	11 61%	5 50%	2 50%	4 100%
87	3 - 3	1 - 2	5 - 0		1 - 0	15	10 67%	1 100%	2 40%	7 78%
97	3 - 1	0 - 1	0 - 1	1 - 0		7	4 57%	2 50%	1 50%	1 100%
<b>Tot.</b>	19	9	15	12	2	57	38 67%	11 55%	10 59%	17 85%
<b>wins SUI</b>	8 42%	3 33%	6 40%	2 17%	0 0%	19 33%				
<b>Dz</b>	0 0%	2 40%	1 25%	0 0%	0 0%	3 15%				
<b>Nz</b>	5 83%	0 0%	1 20%	1 33%		7 41%				
<b>Az</b>	3 38%	1 100%	4 67%	1 20%		9 45%				

<b>Legend:</b>	<b>Att.</b> Attacking	<b>Az</b> Attacking zone	<b>Def.</b> Defending	<b>Dz</b> Defending zone
<b>No.</b> Jersey number	<b>Nz</b> Neutral zone	<b>Tot.</b> Total face-offs played		



## Line-Ups

Formazioni / Composition des équipes

### SWE - SVK

#### Referees

20 ANSONS Andris (LAT), 10 REHMAN Kyle (USA)

#### Goalkeepers

Team: SWE

##### No. Name

25 MARKSTROM Jacob  
30 WALLSTEDT Jesper

#### Team Line-ups

Team: SWE (Blue)

##### No. Pos. Name

3	D	EKMAN-LARSSON Oliver
77	D	HEDMAN Victor +A
14	F	ERIKSSON EK Joel
19	F	KEMPE Adrian
88	F	NYLANDER William
26	D	DAHLIN Rasmus
42	D	FORSLING Gustav
23	F	RAYMOND Lucas
92	F	LANDESKOG Gabriel +C
93	F	ZIBANEJAD Mika
6	D	BROBERG Philip
65	D	KARLSSON Erik +A
9	F	FORSBERG Filip
40	F	PETTERSSON Elias
90	F	JOHANSSON Marcus
27	D	LINDHOLM Hampus
10	F	WENNBERG Alexander
29	F	HOLMBERG Pontus
67	F	RAKELL Rickard
63	F	BRATT Jesper

Head Coach: HALLAM Sam

#### NOT DRESSED:

4 D ANDERSSON Rasmus  
28 F LINDHOLM Elias  
32 GK GUSTAVSSON Filip

#### Linespersons

64 HYNEK Daniel (CZE), 60 SUCHANEK Libor (CZE)

Team: SVK

##### No. Name

31 HLAVAJ Samuel  
33 SKORVANEK Stanislav

Team: SVK (White)

##### No. Pos. Name

17	D	NEMEC Simon
42	D	FEHERVARY Martin +A
20	F	SLAFKOVSKY Juraj
21	F	RUZICKA Adam
90	F	TATAR Tomas +C
28	D	GERNAT Martin
81	D	CERNAK Erik +A
6	F	CINGEL Lukas
11	F	KELEMEN Milos
84	F	REGENDA Pavol
14	D	CERESNAK Peter
52	D	MARINCIN Martin
8	F	OKULIAR Oliver
15	F	DVORSKY Dalibor
79	F	HUDACEK Libor
64	D	KOCH Patrik
23	F	LISKA Adam
34	F	CEHLARIK Peter
91	F	SUKEL Matus
49	F	TAKAC Samuel

Head Coach: ORSZAGH Vladimir

#### NOT DRESSED:

29 D IVAN Michal  
30 GK GAJAN Adam  
76 F POSPISIL Martin

#### Legend:

<b>+A</b>	Alternate Captain	<b>+C</b>	Captain	<b>D</b>	Defender	<b>F</b>	Forward
<b>No.</b>	Jersey number	<b>Pos.</b>	Position				



## Graphical Line-ups

Schema grafico formazioni / Alignments

### SWE - SVK

#### Referees

20 ANSONS Andris (LAT), 10 REHMAN Kyle (USA)

#### Linespersons

64 HYNEK Daniel (CZE), 60 SUCHANEK Libor (CZE)

Team: SWE - Sweden (Blue)

Head Coach: HALLAM Sam

S1 25 MARKSTROM Jacob		
30 WALLSTEDT Jesper		
19 KEMPE Adrian	14 ERIKSSON EK Joel	88 NYLANDER William
77 HEDMAN Victor +A	3 EKMAN-LARSSON Oliver	
S5 92 LANDESKOG Gabriel +C	S6 93 ZIBANEJAD Miika	S4 23 RAYMOND Lucas
S3 42 FORSLING Gustav	S2 26 DAHLIN Rasmus	
90 JOHANSSON Marcus	40 PETTERSSON Elias	9 FORSBERG Filip
6 BROBERG Philip	65 KARLSSON Erik +A	
29 HOLMBERG Pontus	10 WENNBERG Alexander	67 RAKELL Rickard
27 LINDHOLM Hampus		
63 BRATT Jesper		

Team: SVK - Slovakia (White)

Head Coach: ORSZAGH Vladimir

S1 31 HLAVAJ Samuel		
33 SKORVANEK Stanislav		
S4 20 SLAFKOVSKY Juraj	S5 21 RUZICKA Adam	S6 90 TATAR Tomas +C
S3 42 FEHERVARY Martin +A	S2 17 NEMEC Simon	
11 KELEMEN Milos	6 CINGEL Lukas	84 REGENDA Pavol
28 GERNAT Martin	81 CERNAK Erik +A	
8 OKULIAR Oliver	15 DVORSKY Dalibor	79 HUDACEK Libor
52 MARINCIN Martin	14 CERESNAK Peter	
34 CEHLARIK Peter	91 SUKEL Matus	23 LISKA Adam
64 KOCH Patrik		
	49 TAKAC Samuel	

#### Legend:

+A Alternate Captain

+C Captain

Sn

Starting position



## Game Summary

Tabella riassuntiva partita / Resume du match

**SWE - SVK 5 - 3 (1 - 1, 2 - 1, 2 - 1)**

Spectators	Referees	Linespersons
11332	20 ANSONS Andris (LAT) , 10 REHMAN Kyle (USA)	64 HYNEK Daniel (CZE) , 60 SUCHANEK Libor (CZE)

### Team Statistics

Period	Score	SVS	SOG	PIM	TPP	PPG	SHG
1	1 : 1	12 : 12	13 : 13	4 : 2	2:00 : 4:00	0 : 0	1 : 0
2	2 : 1	11 : 14	16 : 12	4 : 4	2:05 : 4:00	1 : 0	0 : 0
3	2 : 1	6 : 20	22 : 7	6 : 8	4:00 : 1:59	0 : 1	0 : 0
<b>Total</b>	<b>5 : 3</b>	<b>29 : 46</b>	<b>51 : 32</b>	<b>14 : 14</b>	<b>8:05 : 9:59</b>	<b>1 : 1</b>	<b>1 : 0</b>

### 1st Period

Action	Time	ET/Res	Team	Type	No.	Name	(G)	Name of Assistant(s) / Action Description
GK	00:00		SVK		31	HLAVAJ S		- Goalkeeper in
GK	00:00		SWE		25	MARKSTROM J		- Goalkeeper in
Penalty	06:41	08:41	SWE	2 min.	-	Team penalty		- Too Many Players / Served by: 67 RAKELL R
<b>Goal</b>	<b>07:17</b>	<b>1 : 0</b>	<b>SWE</b>	<b>SH1</b>	<b>14</b>	<b>ERIKSSON EK J</b>	(1)	19 KEMPE A On Ice SWE 25 14 19 42 77 SVK 31 15 17 20 79 90
<b>Goal</b>	<b>08:59</b>	<b>1 : 1</b>	<b>SVK</b>	<b>EQ</b>	<b>20</b>	<b>SLAFKOVSKY J</b>	(3)	17 NEMEC S On Ice SWE 25 10 26 42 67 90 28 GERNAT M SVK 31 15 17 20 28 79
Penalty	11:04	13:04	SVK	2 min.	90	TATAR T		- Tripping
Penalty	17:43	19:43	SWE	2 min.	26	DAHLIN R		- Holding

### 2nd Period

Action	Time	ET/Res	Team	Type	No.	Name	(G)	Name of Assistant(s) / Action Description
Penalty	20:29	22:29	SWE	2 min.	23	RAYMOND L		- Hooking
Penalty	27:01	27:06	SVK	2 min.	84	REGENDA P		- Kneeing
<b>Goal</b>	<b>27:06</b>	<b>2 : 1</b>	<b>SWE</b>	<b>PP1</b>	<b>19</b>	<b>KEMPE A</b>	(1)	26 DAHLIN R On Ice SWE 25 14 19 23 26 88 23 RAYMOND L SVK 31 42 49 81 91 *
Penalty	27:43	29:43	SWE	2 min.	88	NYLANDER W		- High Sticking
<b>Goal</b>	<b>29:48</b>	<b>2 : 2</b>	<b>SVK</b>	<b>EQ</b>	<b>28</b>	<b>GERNAT M</b>	(1)	14 CERESNAK P On Ice SWE 25 40 42 77 88 93 21 RUZICKA A SVK 31 8 14 21 28 84
<b>Goal</b>	<b>34:29</b>	<b>3 : 2</b>	<b>SWE</b>	<b>EQ</b>	<b>40</b>	<b>PETERSSON E</b>	(1)	9 FORSBERG F On Ice SWE 25 9 26 40 42 90 77 HEDMAN V SVK 31 17 20 21 42 84
Penalty	37:28	39:28	SVK	2 min.	17	NEMEC S		- Tripping

### 3rd Period

Action	Time	ET/Res	Team	Type	No.	Name	(G)	Name of Assistant(s) / Action Description
Penalty	41:42	43:42	SVK	2 min.	52	MARINCIN M		- Holding
<b>Goal</b>	<b>47:57</b>	<b>4 : 2</b>	<b>SWE</b>	<b>EQ</b>	<b>40</b>	<b>PETERSSON E</b>	(2)	23 RAYMOND L On Ice SWE 25 23 40 65 77 92 65 KARLSSON E SVK 31 6 11 52 81 84
<b>Goal</b>	<b>51:38</b>	<b>5 : 2</b>	<b>SWE</b>	<b>EQ</b>	<b>23</b>	<b>RAYMOND L</b>	(1)	93 ZIBANEJAD M On Ice SWE 25 23 26 65 92 93 65 KARLSSON E SVK 31 15 17 20 42 79
Penalty	51:55	53:55	SVK	2 min.	64	KOCH P		- Roughing
Penalty	51:55	53:55	SWE	2 min.	19	KEMPE A		- Roughing
Penalty	52:08	54:08	SVK	2 min.	11	KELEMEN M		- Roughing
Penalty	52:08	54:08	SWE	2 min.	88	NYLANDER W		- Slashing
Penalty	52:08	54:08	SVK	2 min.	81	CERNAK E		- Roughing
Penalty	57:22	59:21	SWE	2 min.	23	RAYMOND L		- Slashing
Time-out	57:22		SVK					
<b>Goal</b>	<b>59:21</b>	<b>5 : 3</b>	<b>SVK</b>	<b>PP1</b>	<b>15</b>	<b>DVORSKY D</b>	(2)	20 SLAFKOVSKY J On Ice SWE 25 42 77 90 93 14 CERESNAK P SVK 31 8 14 15 17 20 *
Time-out	59:21		SWE					
GK	59:31		SWE					25 MARKSTROM J - Goalkeeper out
GK	60:00		SVK					31 HLAVAJ S - Goalkeeper out



SAT 14 FEB 2026

Start Time 12:10  
End Time 14:48

Preliminary round - Group B, Game 11  
Turno preliminare - Gruppo B, Partita 11 / Tour préliminaire - Groupe B, Match 11

Goalkeeper Records

Team : SWE - Sweden

Team : SVK - Slovakia

No.	Name	SOG	SVS	MIP
25	MARKSTROM Jacob	32	29	59:31
30	WALLSTEDT Jesper			

No.	Name	SOG	SVS	MIP
31	HLAVAJ Samuel	51	46	60:00
33	SKORVANEK Stanislav			

Game Statistics

Team : SWE (Blue)

Head Coach : HALLAM Sam										Shots on Goal				Time on Ice									
No.	Pos.	Name	G	A	P	PIM	FO+	FO-	FO+/-	FO%	1	2	3	OT	TS	+/-	1	2	3	OT	TOT	SHF	AVG
3	D	EKMAN-LARSSON Oliver	0	0	0	0	0	0	0	0.00	0	0	0	0	0	0	3:47	5:17	4:37		13:41	22	0:37
14	F	ERIKSSON EK Joel	1	0	1	0	14	12	2	53.85	4	1	1	6	+1	7:52	6:55	6:26		21:13	25	0:50	
19	F	KEMPE Adrian	1	1	2	2	0	0	0	0.00	1	2	1	4	+1	8:04	6:44	6:27		21:15	24	0:53	
77	D	HEDMAN Victor +A	0	1	1	0	0	0	0	0.00	0	0	2	2	+1	6:23	6:15	6:44		19:22	26	0:44	
88	F	NYLANDER William	0	0	0	4	0	0	0	0.00	2	1	3	6	-1	6:26	5:41	6:11		18:18	20	0:54	
23	F	RAYMOND Lucas	1	2	3	4	0	0	0	0.00	1	2	3	6	+2	6:32	5:20	7:00		18:52	26	0:43	
26	D	DAHLIN Rasmus	0	1	1	2	0	0	0	0.00	2	1	0	3	+1	8:15	8:06	8:06		24:27	28	0:52	
42	D	FORSLING Gustav	0	0	0	0	0	0	0	0.00	0	0	1	1	0	6:50	8:01	5:32		20:23	24	0:50	
92	F	LANDESKOG Gabriel +C	0	0	0	0	7	1	6	87.50	1	2	1	4	+2	5:01	5:27	6:55		17:23	24	0:43	
93	F	ZIBANEJAD Mika	0	1	1	0	8	5	3	61.54	0	2	2	4	0	5:34	6:47	6:46		19:07	27	0:42	
6	D	BROBERG Philip	0	0	0	0	0	0	0	0.00	0	2	0	2	0	6:49	4:24	3:08		14:21	22	0:39	
9	F	FORSBERG Filip	0	1	1	0	0	0	0	0.00	1	0	3	4	+1	1:54	4:23	5:28		11:45	14	0:50	
40	F	PETTERSSON Elias	2	0	2	0	4	8	-4	33.33	0	1	1	2	+1	3:18	4:16	3:41		11:15	15	0:45	
65	D	KARLSSON Erik +A	0	2	2	0	0	0	0	0.00	0	2	2	4	+2	5:41	5:20	7:19		18:20	25	0:44	
90	F	JOHANSSON Marcus	0	0	0	0	0	0	0	0.00	0	0	1	1	0	3:41	4:22	5:02		13:05	18	0:43	
10	F	WENNBERG Alexander	0	0	0	0	5	2	3	71.43	1	0	0	1	-1	4:01	3:21	3:19		10:41	18	0:35	
27	D	LINDHOLM Hampus	0	0	0	0	0	0	0	0.00	0	0	0	0	0	0:00	0:00	0:00		0:00	0	0:00	
29	F	HOLMBERG Pontus	0	0	0	0	0	0	0	0.00	0	0	0	0	0	2:31	2:08	2:21		7:00	10	0:42	
67	F	RAKELL Rickard	0	0	0	0	0	0	0	0.00	0	0	1	1	-1	3:14	3:13	3:25		9:52	15	0:39	
63	F	BRATT Jesper	0	0	0	0	0	0	0	0.00	0	0	0	0	0	0:00	0:00	0:00		0:00	0	0:00	
25	GK	MARKSTROM Jacob	0	0	0	0					0	0	0	0									
30	GK	WALLSTEDT Jesper	0	0	0	0					0	0	0	0									
<b>Total</b>			<b>5</b>	<b>9</b>	<b>14</b>	<b>12</b>	<b>38</b>	<b>28</b>	<b>10</b>	<b>57.58</b>	<b>13</b>	<b>16</b>	<b>22</b>	<b>51</b>									

Team : SVK (White)

Head Coach : ORSZAGH Vladimir										Shots on Goal				Time on Ice									
No.	Pos.	Name	G	A	P	PIM	FO+	FO-	FO+/-	FO%	1	2	3	OT	TS	+/-	1	2	3	OT	TOT	SHF	AVG
17	D	NEMEC Simon	0	1	1	2	0	0	0	0.00	1	0	0	1	-2	8:58	6:03	6:02		21:03	30	0:42	
20	F	SLAFKOVSKY Juraj	1	1	2	0	0	0	0	0.00	2	0	2	4	-2	7:22	6:42	7:09		21:13	26	0:48	
21	F	RUZICKA Adam	0	1	1	0	11	16	-5	40.74	1	0	0	1	0	5:06	5:59	4:36		15:41	24	0:39	
42	D	FEHERVARY Martin +A	0	0	0	0	0	0	0	0.00	0	0	0	0	-2	5:58	6:13	8:22		20:33	30	0:41	
90	F	TATAR Tomas +C	0	0	0	2	0	0	0	0.00	0	0	0	0	-1	6:25	5:52	7:18		19:35	27	0:43	
6	F	CINGEL Lukas	0	0	0	0	5	9	-4	35.71	1	2	0	3	-1	4:13	6:25	5:45		16:23	18	0:54	
11	F	KELEMEN Milos	0	0	0	2	0	0	0	0.00	1	1	0	2	-1	2:31	5:53	3:00		11:24	17	0:40	
28	D	GERNAT Martin	1	1	2	0	0	0	0	0.00	1	2	0	3	+2	4:21	5:29	5:02		14:52	22	0:40	
81	D	CERNAK Erik +A	0	0	0	2	0	0	0	0.00	0	0	1	1	-1	5:37	5:35	6:51		18:03	29	0:37	
84	F	REGENDA Pavol	0	0	0	2	0	0	0	0.00	2	0	1	3	-1	3:53	5:31	3:21		12:45	20	0:38	
8	F	OKULIAR Oliver	0	0	0	0	0	0	0	0.00	0	1	1	2	+1	5:43	4:56	3:38		14:17	22	0:38	
14	D	CERESNAK Peter	0	2	2	0	0	0	0	0.00	0	1	0	1	+1	5:52	6:16	7:01		19:09	25	0:45	
15	F	DVORSKY Dalibor	1	0	1	0	8	8	0	50.00	2	3	1	6	-1	7:44	5:31	6:07		19:22	22	0:52	
52	D	MARINCIN Martin	0	0	0	2	0	0	0	0.00	0	1	0	1	-1	2:58	3:35	2:42		9:15	13	0:42	
79	F	HUDACEK Libor	0	0	0	0	2	0	2	100.00	2	1	0	3	-1	8:40	5:23	5:27		19:30	23	0:50	
23	F	LISKA Adam	0	0	0	0	0	0	0	0.00	0	0	1	1	0	3:27	3:31	4:39		11:37	16	0:43	
34	F	CEHLARIK Peter	0	0	0	0	0	0	0	0.00	0	0	0	0	0	1:20	0:45	0:00		2:05	5	0:25	
64	D	KOCH Patrik	0	0	0	2	0	0	0	0.00	0	0	0	0	0	3:06	3:46	2:41		9:33	10	0:57	
91	F	SUKEL Matus	0	0	0	0	2	5	-3	28.57	0	0	0	0	0	3:27	3:38	3:24		10:29	16	0:39	
49	F	TAKAC Samuel	0	0	0	0	0	0	0	0.00	0	0	0	0	0	1:14	2:36	2:52		6:42	10	0:40	



SAT 14 FEB 2026

Start Time 12:10  
End Time 14:48

Preliminary round - Group B, Game 11

Turno preliminare - Gruppo B, Partita 11 / Tour préliminaire - Groupe B, Match 11

Head Coach : ORSZAGH Vladimir

No.	Pos.	Name	G	A	P	PIM	FO+	FO-	FO+/-	FO%	Shots on Goal					+/-	Time on Ice							
											1	2	3	OT	TS		1	2	3	OT	TOT	SHF	AVG	
31	GK	HLAVAJ Samuel	0	0	0	0					0	0	0	0										
33	GK	SKORVANEK Stanislav	0	0	0	0					0	0	0	0										
<b>Total</b>			<b>3</b>	<b>6</b>	<b>9</b>	<b>14</b>	<b>28</b>	<b>38</b>	<b>-10</b>	<b>42.42</b>	<b>13</b>	<b>12</b>	<b>7</b>	<b>32</b>										

Group B

R	Team	GP	W	OTW	OTL	L	GDF	GF : GA	PTS
1	SWE	3	2	0	0	1	+2	11 : 9	6
2	SVK	3	2	0	0	1	+2	10 : 8	6
3	FIN	2	1	0	0	1	0	5 : 5	3
4	ITA	2	0	0	0	2	-4	4 : 8	0

	FIN	ITA	SVK	SWE
FIN		SAT 14 FEB 16:40	1:4	4:1
ITA	SAT 14 FEB 16:40		2:3	2:5
SVK	4:1	3:2		3:5
SWE	1:4	5:2	5:3	

Legend:			
<b>(G)</b> Goals in tournament	*	Does not count for Plus/minus	<b>+/-</b> Plus/minus net
<b>+C</b> Captain	<b>A</b>	Assists	<b>AVG</b> Average time on ice / shift
<b>EQ</b> Equal strength	<b>ET/Res</b>	Penalty end time/Result of game	<b>F</b> Forward
<b>FO+</b> Face-offs won	<b>FO-</b>	Face-offs lost	<b>FO+/-</b> Face-offs net
<b>GA</b> Goals against	<b>GDF</b>	Goal difference	<b>GF</b> Goals for
<b>GP</b> Games played	<b>L</b>	Losses	<b>MIP</b> Minutes in play (GK)
<b>OT</b> Overtime	<b>OTL</b>	Overtime losses	<b>OTW</b> Overtime wins
<b>PIM</b> Penalties in minutes	<b>Pos.</b>	Position	<b>PP1</b> Power play - 1 player
<b>PTS</b> Points	<b>R</b>	Rank	<b>SH1</b> Shorthanded - 1 player
<b>SHG</b> Shorthanded goals	<b>SOG</b>	Shots on goal	<b>SVS</b> Saves
<b>TPP</b> Time on power play	<b>TS</b>	Total shots	<b>W</b> Wins
			<b>+A</b> Alternate Captain
			<b>D</b> Defender
			<b>FO%</b> % Face-offs won
			<b>G</b> Goals
			<b>GK</b> Goalkeeper
			<b>No.</b> Jersey number
			<b>P</b> Points
			<b>PPG</b> Power play goals
			<b>SHF</b> Number of shifts
			<b>TOT</b> Total




Shot Chart

Tabella azioni di tiro / Analyse des tirs

SWE - SVK

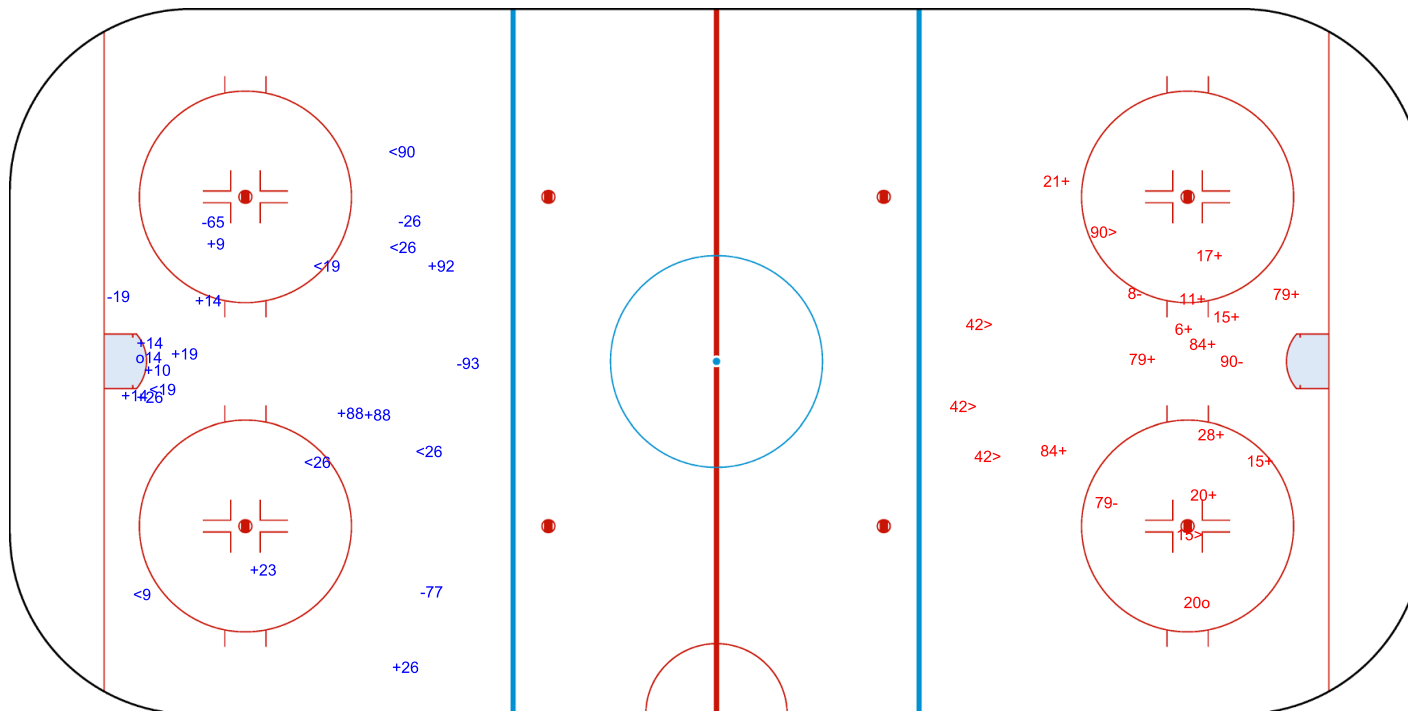
Shots by SWE  
Goal (o): 1  
Block (<): 7  
Save (+): 12  
Miss (-): 5




GK 31 of SVK



1st Period



Shots by SVK  
Goal (o): 1  
Block (>): 5  
Save (+): 12  
Miss (-): 3



GK 25 of SWE




Shots by SVK

Goal (o): 1

Save (+): 11

Block (<): 3

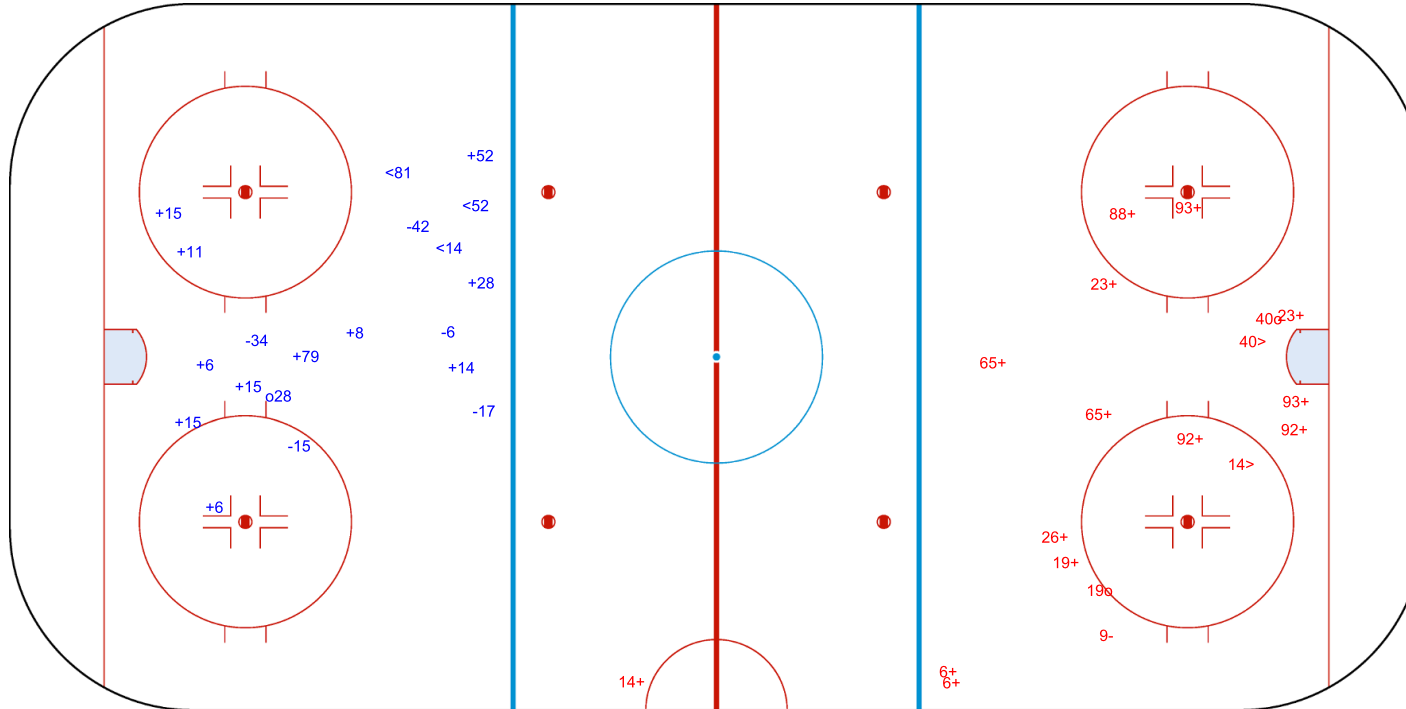
Miss (-): 5



GK 25 of SVK



2nd Period




Shots by SWE

Goal (o): 2

Save (+): 14

Block (>): 2

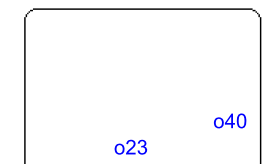
Miss (-): 1



GK 31 of SVK



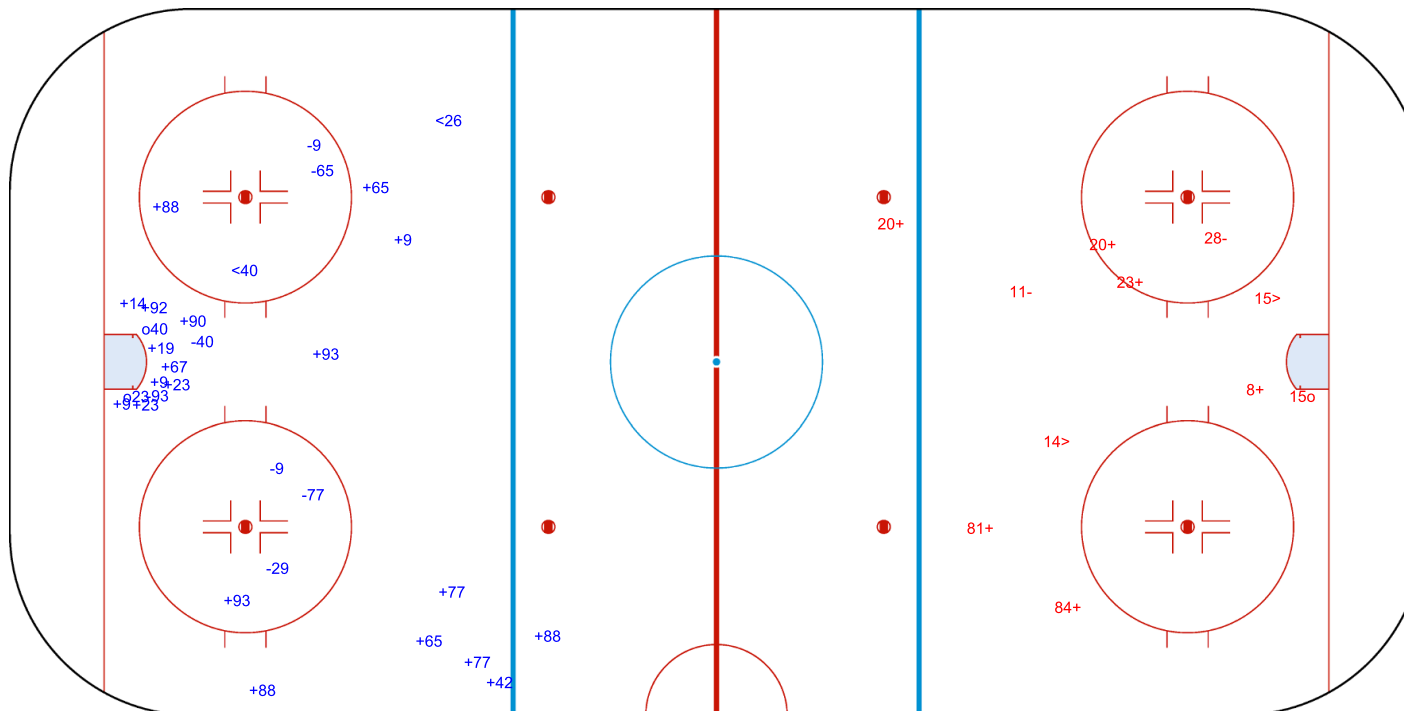
Shots by SWE  
Goal (o): 2  
Block (<): 2  
Save (+): 20  
Miss (-): 7




GK 31 of SVK



3rd Period



Shots by SVK  
Goal (o): 1  
Block (>): 2  
Save (+): 6  
Miss (-): 2



GK 25 of SWE

Legend: GK Goalkeeper



### Face-off Chart

Tabella ingaggi / Statistiques des mises en jeu

### SWE - SVK

#### 1st PERIOD

	SWE		SVK		SWE		SVK		SWE		SVK		Total wins all zones
	Def. zone	Att. zone	Neutral zone	Neutral zone	Att. zone	Def. zone	Att. zone	Def. zone	Att. zone	Def. zone			
	+ 93	- 21	+ 93	- 21	- 40	+ 15							
	+ 14	- 15	- 40	+ 91	+ 40	- 15							
	- 93	+ 15	+ 93	- 21	+ 14	- 91							
	- 93	+ 91	+ 10	- 21	+ 14	- 6							
	- 14	+ 15	+ 14	- 6	+ 14	- 6							
	+ 93	- 15	- 93	+ 21	+ 92	- 15							
	+ 14	- 15	+ 93	- 21	+ 92	- 6							
	+ 10	- 21	- 14	+ 21									
Total wins / period	5 / 63%	3 / 37%	5 / 63%	3 / 37%	6 / 86%	1 / 14%						16 / 70%	7 / 30%

#### 2nd PERIOD

	SWE		SVK		SWE		SVK		SWE		SVK		Total wins all zones
	Def. zone	Att. zone	Neutral zone	Neutral zone	Att. zone	Def. zone	Att. zone	Def. zone	Att. zone	Def. zone			
	- 14	+ 15	+ 93	- 21	- 40	+ 6							
	+ 10	- 21	+ 10	- 21	+ 14	- 91							
	- 40	+ 79	+ 14	- 91	+ 14	- 15							
	- 14	+ 6	+ 14	- 91	+ 14	- 91							
	- 14	+ 15	+ 10	- 6	+ 40	- 21							
	- 14	+ 15			+ 92	- 21							
	+ 93	- 21			+ 92	- 21							
	- 10	+ 21			- 93	+ 15							
	- 40	+ 6			- 40	+ 21							
	+ 93	- 21			- 14	+ 6							
	- 10	+ 21											
Total wins / period	3 / 27%	8 / 73%	5 / 100%	0 / 0%	6 / 60%	4 / 40%						14 / 54%	12 / 46%

#### 3rd PERIOD

	SWE		SVK		SWE		SVK		SWE		SVK		Total wins all zones
	Def. zone	Att. zone	Neutral zone	Neutral zone	Att. zone	Def. zone	Att. zone	Def. zone	Att. zone	Def. zone			
	- 14	+ 79	- 93	+ 21	+ 40	- 15							
	+ 14	- 15	- 40	+ 21	+ 14	- 6							
			- 14	+ 15	+ 92	- 6							
			- 14	+ 21	+ 40	- 21							
					+ 92	- 6							
					- 40	+ 21							
					- 92	+ 21							
					- 14	+ 6							
					+ 92	- 6							
					- 14	+ 21							
					+ 14	- 21							
Total wins / period	1 / 50%	1 / 50%	0 / 0%	4 / 100%	7 / 64%	4 / 36%						8 / 47%	9 / 53%



TOTAL

Total wins / game	SWE	SVK	SWE	SVK	SWE	SVK	Total wins all zones	
	Def. zone	Att. zone	Neutral zone		Att. zone	Def. zone	SWE	SVK
	9 / 43%	12 / 57%	10 / 59%	7 / 41%	19 / 68%	9 / 32%	38 / 58%	28 / 42%

HEAD TO HEAD

		SVK					Tot.	wins SWE	Dz	Nz	Az
No.		6	15	21	79	91					
SWE	10	1 - 0		4 - 2			7	5 71%	2 50%	3 100%	
	14	4 - 3	4 - 5	1 - 3	0 - 1	5 - 0	26	14 54%	3 33%	3 50%	8 73%
	40	0 - 2	2 - 1	2 - 3	0 - 1	0 - 1	12	4 33%	0 0%	0 0%	4 50%
	92	4 - 0	1 - 0	2 - 1			8	7 88%			7 88%
	93		1 - 2	7 - 2		0 - 1	13	8 62%	4 67%	4 67%	0 0%
	<b>Tot.</b>	14	16	27	2	7	66	38 58%	9 43%	10 59%	19 68%
<b>wins SVK</b>	5 36%	8 50%	11 41%	2 100%	2 29%	28 42%					
<b>Dz</b>	3 30%	2 33%	4 44%		0 0%	9 32%					
<b>Nz</b>	0 0%	1 100%	5 45%		1 33%	7 41%					
<b>Az</b>	2 100%	5 56%	2 29%	2 100%	1 100%	12 57%					

<b>Legend:</b>	<b>Att.</b> Attacking	<b>Az</b> Attacking zone	<b>Def.</b> Defending	<b>Dz</b> Defending zone
<b>No.</b> Jersey number	<b>Nz</b> Neutral zone	<b>Tot.</b> Total face-offs played		



## Line-Ups

Formazioni / Composition des équipes

### GER - LAT

#### Referees

19 DWYER Gord (CAN), 17 MacFARLANE Sean (USA)

#### Linespersons

50 CHERREY Scott (CAN), 66 HAUTAMAKI Onni (FIN)

#### Goalkeepers

Team: GER

No.	Name
30	GRUBAUER Philipp
37	FRANZREB Maximilian

Team: LAT

No.	Name
30	MERZLIKINS Elvis
31	SILOVS Arturs

#### Team Line-ups

Team: GER (Black)

No.	Pos.	Name
38	D	WAGNER Fabio
53	D	SEIDER Moritz +A
29	F	DRAISAITL Leon +C
44	F	SAMANSKI Joshua
95	F	TIFFELS Frederik
6	D	WISSMANN Kai
41	D	MULLER Jonas
18	F	STUTZLE Tim +A
19	F	STACHOWIAK Wojciech
77	F	PETERKA John
9	D	GAWANKE Leon
49	D	KALBLE Lukas
65	F	MICHAELIS Marc
72	F	KAHUN Dominik
73	F	REICHEL Lukas
91	D	MULLER Moritz
8	F	RIEDER Tobias
40	F	EHL Alexander
78	F	STURM Nico

Team: LAT (White)

No.	Pos.	Name
26	D	BALINSKIS Uvis Janis +A
94	D	RUBINS Kristians
22	F	VILMANIS Sandis
28	F	GIRGENSONS Zemgus +A
34	F	TRALMAKS Eduards
72	D	JAKS Janis
77	D	ZILE Kristaps Roberts
9	F	KRASTENBERGS Renars
16	F	DAUGAVINS Kaspars +C
23	F	BLUGERS Teodors
3	D	SMITS Alberts
55	D	MAMCICS Roberts
11	F	LOCMELIS Dans
13	F	BUKARTS Rihards
21	F	BALCERS Rudolfs
27	D	CIBULSKIS Oskars
17	F	DZIERKALS Martins
43	F	RAVINSKIS Anri
95	F	BATNA Oskars
71	F	BUKARTS Roberts

Head Coach: KREIS Harold

Head Coach: VITOLINS Harijs

#### NOT DRESSED:

11	D	GEIBEL Korbinian
35	GK	NIEDERBERGER Mathias
62	F	TUOMIE Parker
74	F	SCHUTZ Justin

#### NOT DRESSED:

29	D	FREIBERGS Ralfs
50	GK	GUDLEVSKIS Kristers
97	F	EGLE Haralds

Legend:					
+A	Alternate Captain	+C	Captain	D	Defender
No.	Jersey number	Pos.	Position	F	Forward



## Graphical Line-ups

Schema grafico formazioni / Alignments

### GER - LAT

#### Referees

19 DWYER Gord (CAN), 17 MacFARLANE Sean (USA)

#### Linespersons

50 CHERREY Scott (CAN), 66 HAUTAMAKI Onni (FIN)

Team: GER - Germany (Black)

Head Coach: KREIS Harold

S1 30 GRUBAUER Philipp		
37 FRANZREB Maximilian		
S5 44 SAMANSKI Joshua	S4 29 DRAISAITL Leon +C	S6 95 TIFFELS Frederik
S2 38 WAGNER Fabio	S3 53 SEIDER Moritz +A	
77 PETERKA John	18 STUTZLE Tim +A	19 STACHOWIAK Wojciech
41 MULLER Jonas		6 WISSMANN Kai
73 REICHEL Lukas	65 MICHAELIS Marc	72 KAHUN Dominik
49 KALBLE Lukas		9 GAWANKE Leon
8 RIEDER Tobias	78 STURM Nico	40 EHL Alexander
		91 MULLER Moritz

Team: LAT - Latvia (White)

Head Coach: VITOLINS Harijs

S1 31 SILOVS Arturs		
30 MERZLIKINS Elvis		
S4 22 VILMANIS Sandis	S5 28 GIRGENSONS Zemgus +A	S6 34 TRALMAKS Eduards
S3 94 RUBINS Kristians	S2 26 BALINSKIS Uvis Janis +A	
9 KRASTENBERGS Renars	23 BLUGERS Teodors	16 DAUGAVINS Kaspars +C
72 JAKS Janis		77 ZILE Kristaps Roberts
13 BUKARTS Rihards	11 LOCMELIS Dans	21 BALCERS Rudolfs
3 SMITS Alberts		55 MAMCICS Roberts
43 RAVINSKIS Anri	95 BATNA Oskars	17 DZIERKALS Martins
27 CIBULSKIS Oskars		
71 BUKARTS Roberts		

#### Legend:

+A Alternate Captain      +C Captain      Sn Starting position



### Game Summary

Tabella riassuntiva partita / Resume du match

**GER - LAT 3 - 4 (2 - 1, 0 - 1, 1 - 2)**

Spectators	Referees	Linespersons
4033	19 DWYER Gord (CAN) , 17 MacFARLANE Sean (USA)	50 CHERREY Scott (CAN) , 66 HAUTAMAKI Onni (FIN)

#### Team Statistics

Period	Score	SVS	SOG	PIM	TPP	PPG	SHG
1	2 : 1	10 : 5	7 : 11	2 : 2	2:00 : 0:32	0 : 1	0 : 0
2	0 : 1	6 : 13	13 : 7	6 : 4	3:50 : 4:30	0 : 1	0 : 0
3	1 : 2	2 : 8	9 : 4	0 : 2	2:00 : 0:00	0 : 0	0 : 0
<b>Total</b>	<b>3 : 4</b>	<b>18 : 26</b>	<b>29 : 22</b>	<b>8 : 8</b>	<b>7:50 : 5:02</b>	<b>0 : 2</b>	<b>0 : 0</b>

#### 1st Period

Action	Time	ET/Res	Team	Type	No.	Name	(G)	Name of Assistant(s) / Action Description
GK	00:00		GER		30	GRUBAUER P		- Goalkeeper in
GK	00:00		LAT		31	SILOVS A		- Goalkeeper in
<b>Goal</b>	<b>02:06</b>	<b>1 : 0</b>	<b>GER</b>	<b>EQ</b>	<b>73</b>	<b>REICHEL L</b>	(1)	72 KAHUN D On Ice GER 30 9 49 65 72 73 49 KALBLE L LAT 31 3 11 21 55 71
Penalty	02:26	04:26	LAT	2 min.	94	RUBINS K		- Hooking
Penalty	15:16	15:48	GER	2 min.	41	MULLER J		- Slashing
<b>Goal</b>	<b>15:48</b>	<b>1 : 1</b>	<b>LAT</b>	<b>PP1</b>	<b>11</b>	<b>LOCMELIS D</b>	(1)	28 GIRGENSONS Z On Ice GER 30 6 19 44 49 9 KRASTENBERGS R LAT 31 9 11 21 26 28 *
<b>Goal</b>	<b>16:56</b>	<b>2 : 1</b>	<b>GER</b>	<b>EQ</b>	<b>49</b>	<b>KALBLE L</b>	(1)	95 TIFFELS F On Ice GER 30 9 19 29 49 95 LAT 31 9 16 23 72 77

#### 2nd Period

Action	Time	ET/Res	Team	Type	No.	Name	(G)	Name of Assistant(s) / Action Description
Penalty	21:09	23:09	GER	2 min.	19	STACHOWIAK W		- Holding
Penalty	22:59	24:59	LAT	2 min.	95	BATNA O		- Hooking
Penalty	26:21	28:02	GER	2 min.	41	MULLER J		- Holding
Penalty	27:01	29:01	GER	2 min.	8	RIEDER T		- Tripping
<b>Goal</b>	<b>28:02</b>	<b>2 : 2</b>	<b>LAT</b>	<b>PP2</b>	<b>11</b>	<b>LOCMELIS D</b>	(2)	21 BALCERS R On Ice GER 30 38 53 78 26 BALINSKIS UJ LAT 31 11 21 26 28 71 *
Penalty	31:09	33:09	LAT	2 min.	77	ZILE KR		- Hooking

#### 3rd Period

Action	Time	ET/Res	Team	Type	No.	Name	(G)	Name of Assistant(s) / Action Description
Penalty	46:16	48:16	LAT	2 min.	55	MAMCICS R		- Cross-Checking
<b>Goal</b>	<b>48:32</b>	<b>2 : 3</b>	<b>LAT</b>	<b>EQ</b>	<b>34</b>	<b>TRALMAKS E</b>	(1)	28 GIRGENSONS Z On Ice GER 30 8 9 49 72 73 72 JAKS J LAT 31 17 28 34 72 94
<b>Goal</b>	<b>51:37</b>	<b>2 : 4</b>	<b>LAT</b>	<b>EQ</b>	<b>9</b>	<b>KRASTENBERGS R</b>	(2)	16 DAUGAVINS K On Ice GER 30 6 41 44 78 95 3 SMITS A LAT 31 3 9 16 23 55
GK	57:06		GER					30 GRUBAUER P - Goalkeeper out
<b>Goal</b>	<b>57:41</b>	<b>3 : 4</b>	<b>GER</b>	<b>EQ</b>	<b>18</b>	<b>STUTZLE T</b>	(3)	29 DRAISAITL L On Ice GER 18 29 44 53 73 77 77 PETERKA J LAT 31 3 16 17 28 77
GK	57:41		GER		30	GRUBAUER P		- Goalkeeper in
GK	57:50		GER					30 GRUBAUER P - Goalkeeper out
Time-out	59:07		GER					
GK	60:00		LAT					31 SILOVS A - Goalkeeper out

#### Goalkeeper Records

Team : GER - Germany

Team : LAT - Latvia

No.	Name	SOG	SVS	MIP	No.	Name	SOG	SVS	MIP
30	GRUBAUER Philipp	22	18	57:15	31	SILOVS Arturs	29	26	60:00
37	FRANZREB Maximilian				30	MERZLIKINS Elvis			

#### Game Statistics

Team : GER (Black)



Head Coach : KREIS Harold										Shots on Goal				Time on Ice								
No. Pos. Name	G	A	P	PIM	FO+	FO-	FO+/-	FO%	1	2	3	OT	TS	+/-	1	2	3	OT	TOT	SHF	AVG	
29 F DRAISAITL Leon +C	0	1	1	0	22	11	11	66.67	2	6	2		10	+2	9:16	9:02	10:12		28:30	21	1:21	
38 D WAGNER Fabio	0	0	0	0	0	0	0	0.00	0	1	0		1	0	6:22	7:11	4:15		17:48	28	0:38	
44 F SAMANSKI Joshua	0	0	0	0	1	1	0	50.00	0	0	1		1	0	7:06	5:57	7:22		20:25	20	1:01	
53 D SEIDER Moritz +A	0	0	0	0	0	0	0	0.00	1	0	2		3	+1	8:11	10:22	9:08		27:41	28	0:59	
95 F TIFFELS Frederik	0	1	1	0	0	0	0	0.00	0	0	0		0	0	5:10	2:33	3:30		11:13	15	0:44	
6 D WISSMANN Kai	0	0	0	0	0	0	0	0.00	0	0	0		0	-1	6:59	8:15	6:35		21:49	27	0:48	
18 F STUTZLE Tim +A	1	0	1	0	1	1	0	50.00	0	2	3		5	+1	7:59	7:42	10:33		26:14	21	1:14	
19 F STACHOWIAK Wojciech	0	0	0	2	0	0	0	0.00	0	0	0		0	+1	4:33	0:15	0:00		4:48	7	0:41	
41 D MULLER Jonas	0	0	0	4	0	0	0	0.00	0	0	0		0	-1	7:40	4:37	6:32		18:49	22	0:51	
77 F PETERKA John	0	1	1	0	0	0	0	0.00	0	2	0		2	+1	7:43	8:09	10:33		26:25	21	1:15	
9 D GAWANKE Leon	0	0	0	0	0	0	0	0.00	0	0	0		0	+1	3:09	3:07	4:00		10:16	17	0:36	
49 D KALBLE Lukas	1	1	2	0	0	0	0	0.00	1	1	0		2	+1	3:38	3:01	4:55		11:34	21	0:33	
65 F MICHAELIS Marc	0	0	0	0	4	5	-1	44.44	0	0	0		0	+1	4:15	3:05	5:15		12:35	14	0:53	
72 F KAHUN Dominik	0	1	1	0	0	0	0	0.00	1	0	0		1	0	4:15	4:52	5:21		14:28	16	0:54	
73 F REICHEL Lukas	1	0	1	0	0	0	0	0.00	2	0	0		2	+1	4:39	3:52	8:21		16:52	17	0:59	
8 F RIEDER Tobias	0	0	0	2	0	0	0	0.00	0	1	1		2	-1	1:41	4:19	1:49		7:49	15	0:31	
40 F EHL Alexander	0	0	0	0	0	0	0	0.00	0	0	0		0	0	2:22	4:11	1:25		7:58	12	0:39	
78 F STURM Nico	0	0	0	0	3	7	-4	30.00	0	0	0		0	-1	2:26	3:57	2:59		9:22	13	0:43	
91 D MULLER Moritz	0	0	0	0	0	0	0	0.00	0	0	0		0	0	2:04	0:00	0:00		2:04	4	0:31	
30 GK GRUBAUER Philipp	0	0	0	0					0	0	0		0									
37 GK FRANZREB Maximilian	0	0	0	0					0	0	0		0									
<b>Total</b>	<b>3</b>	<b>5</b>	<b>8</b>	<b>8</b>	<b>31</b>	<b>25</b>	<b>6</b>	<b>55.36</b>	<b>7</b>	<b>13</b>	<b>9</b>		<b>29</b>									

Team : LAT (White)																						
Head Coach : VITOLINS Harijs										Shots on Goal				Time on Ice								
No. Pos. Name	G	A	P	PIM	FO+	FO-	FO+/-	FO%	1	2	3	OT	TS	+/-	1	2	3	OT	TOT	SHF	AVG	
22 F VILMANIS Sandis	0	0	0	0	0	0	0	0.00	2	0	0		2	0	7:09	5:28	5:33		18:10	26	0:41	
26 D BALINSKIS Uvis Janis +A	0	1	1	0	0	0	0	0.00	0	0	1		1	0	8:35	7:50	7:44		24:09	27	0:53	
28 F GIRGENSONS Zemgus +A	0	2	2	0	13	15	-2	46.43	0	0	0		0	0	7:28	8:03	7:50		23:21	25	0:56	
34 F TRALMAKS Eduards	1	0	1	0	0	0	0	0.00	1	0	1		2	+1	6:28	4:48	7:40		18:56	24	0:47	
94 D RUBINS Kristians	0	0	0	2	0	0	0	0.00	2	1	0		3	+1	4:31	6:42	9:44		20:57	29	0:43	
9 F KRASTENBERGS Renars	1	1	2	0	0	0	0	0.00	0	0	1		1	0	5:55	4:47	6:03		16:45	23	0:43	
16 F DAUGAVINS Kaspars +C	0	1	1	0	0	0	0	0.00	0	0	0		0	-1	4:27	4:42	5:41		14:50	20	0:44	
23 F BLUGERS Teodors	0	0	0	0	5	8	-3	38.46	0	0	0		0	0	5:27	5:10	6:21		16:58	25	0:40	
72 D JAKS Janis	0	1	1	0	0	0	0	0.00	0	2	0		2	0	6:55	6:01	5:11		18:07	22	0:49	
77 D ZILE Kristaps Roberts	0	0	0	2	0	0	0	0.00	0	0	0		0	-2	6:32	3:42	7:14		17:28	24	0:43	
3 D SMITS Alberts	0	1	1	0	0	0	0	0.00	1	1	1		3	-1	5:45	6:35	3:28		15:48	23	0:41	
11 F LOCMELIS Dans	2	0	2	0	4	4	0	50.00	1	1	0		2	-1	4:20	5:27	5:10		14:57	21	0:42	
13 F BUKARTS Rihards	0	0	0	0	0	0	0	0.00	0	1	0		1	0	2:35	1:05	0:36		4:16	12	0:21	
21 F BALCERS Rudolfs	0	1	1	0	0	0	0	0.00	2	0	0		2	-1	4:45	5:45	5:04		15:34	18	0:51	
55 D MAMCICS Roberts	0	0	0	2	0	0	0	0.00	0	0	0		0	0	3:23	3:57	3:34		10:54	19	0:34	
17 F DZIERKALS Martins	0	0	0	0	0	0	0	0.00	0	1	0		1	0	3:20	2:36	7:23		13:19	21	0:38	
27 D CIBULSKIS Oskars	0	0	0	0	0	0	0	0.00	0	0	0		0	0	4:03	3:31	3:12		10:46	18	0:35	
43 F RAVINSKIS Anri	0	0	0	0	0	0	0	0.00	1	0	0		1	0	1:35	2:21	0:00		3:56	5	0:47	
95 F BATNA Oskars	0	0	0	2	3	4	-1	42.86	1	0	0		1	0	3:51	6:27	0:30		10:48	14	0:46	
71 F BUKARTS Roberts	0	0	0	0	0	0	0	0.00	0	0	0		0	-1	0:55	1:01	0:00		1:56	3	0:38	
30 GK MERZLIKINS Elvis	0	0	0	0					0	0	0		0									
31 GK SILOVS Arturs	0	0	0	0					0	0	0		0									
<b>Total</b>	<b>4</b>	<b>8</b>	<b>12</b>	<b>8</b>	<b>25</b>	<b>31</b>	<b>-6</b>	<b>44.64</b>	<b>11</b>	<b>7</b>	<b>4</b>		<b>22</b>									



Group C

R	Team	GP	W	OTW	OTL	L	GDF	GF : GA	PTS
1	USA	1	1	0	0	0	+4	5 : 1	3
2	LAT	2	1	0	0	1	-3	5 : 8	3
3	GER	2	1	0	0	1	+1	6 : 5	3
4	DEN	1	0	0	0	1	-2	1 : 3	0

	DEN	GER	LAT	USA
DEN		1:3	SUN 15 FEB 19:10	SAT 14 FEB 21:10
GER	3:1		3:4	SUN 15 FEB 21:10
LAT	SUN 15 FEB 19:10	4:3		1:5
USA	SAT 14 FEB 21:10	SUN 15 FEB 21:10	5:1	

Legend:

<b>(G)</b> Goals in tournament	<b>*</b> Does not count for Plus/minus	<b>+/-</b> Plus/minus net	<b>+A</b> Alternate Captain
<b>+C</b> Captain	<b>A</b> Assists	<b>AVG</b> Average time on ice / shift	<b>D</b> Defender
<b>EA</b> Extra attacker	<b>EQ</b> Equal strength	<b>ET/Res</b> Penalty end time/Result of game	<b>F</b> Forward
<b>FO%</b> % Face-offs won	<b>FO+</b> Face-offs won	<b>FO-</b> Face-offs lost	<b>FO+/-</b> Face-offs net
<b>G</b> Goals	<b>GA</b> Goals against	<b>GDF</b> Goal difference	<b>GF</b> Goals for
<b>GK</b> Goalkeeper	<b>GP</b> Games played	<b>L</b> Losses	<b>MIP</b> Minutes in play (GK)
<b>No.</b> Jersey number	<b>OT</b> Overtime	<b>OTL</b> Overtime losses	<b>OTW</b> Overtime wins
<b>P</b> Points	<b>PIM</b> Penalties in minutes	<b>Pos.</b> Position	<b>PP1</b> Power play - 1 player
<b>PP2</b> Power play - 2 players	<b>PPG</b> Power play goals	<b>PTS</b> Points	<b>R</b> Rank
<b>SHF</b> Number of shifts	<b>SHG</b> Shorthanded goals	<b>SOG</b> Shots on goal	<b>SVS</b> Saves
<b>TOT</b> Total	<b>TPP</b> Time on power play	<b>TS</b> Total shots	<b>W</b> Wins



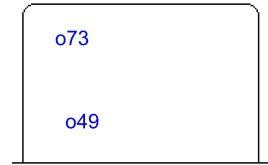
Shot Chart

Tabella azioni di tiro / Analyse des tirs

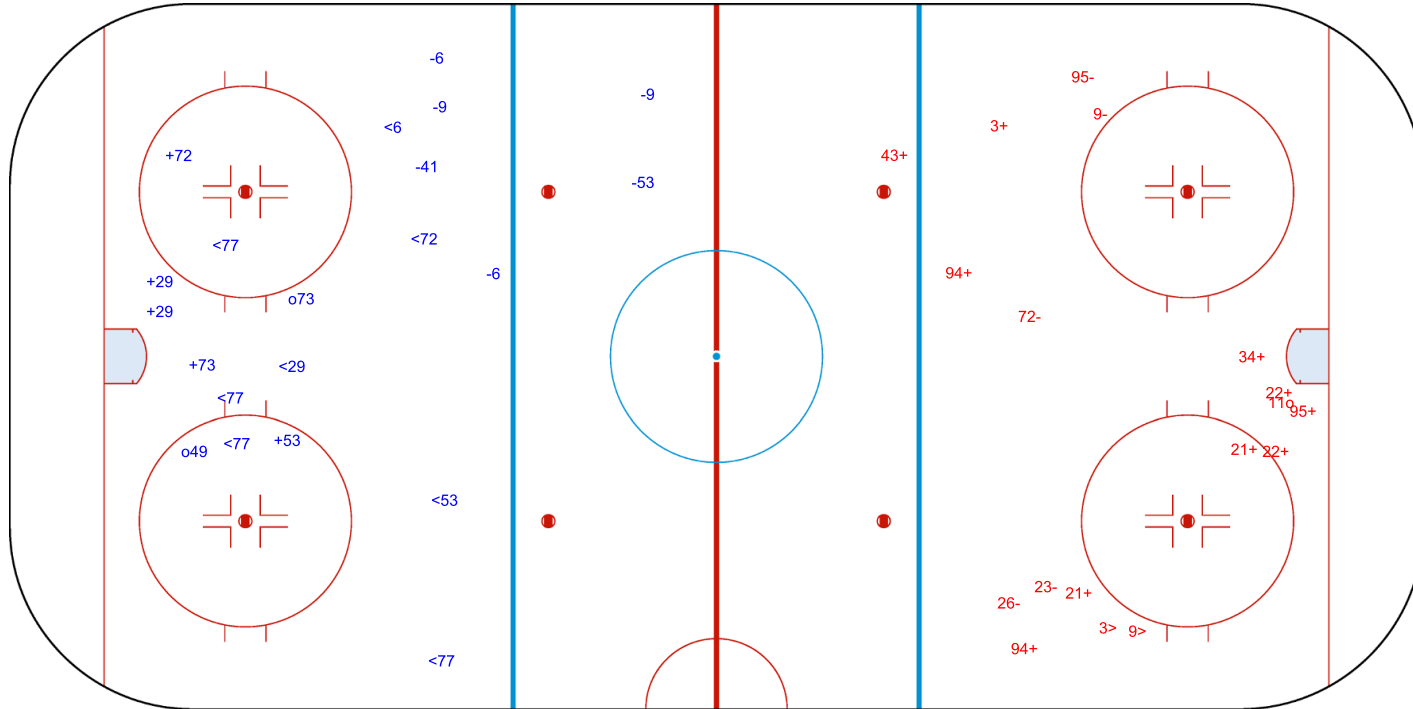
GER - LAT



Shots by GER  
Goal (o): 2      Save (+): 5  
Block (<): 8      Miss (-): 6



GK 31 of LAT



Shots by LAT  
Goal (o): 1      Save (+): 10  
Block (>): 2      Miss (-): 5



GK 30 of GER



Milano Rho Ice Hockey

SAT 14 FEB 2026

Start Time 12:10

Ice Hockey  
Hockey su ghiaccio / Hockey sur glace

Men  
Uomini / Hommes

Preliminary round - Group C, Game 12

Turno preliminare - Gruppo C, Partita 12 / Tour preliminaire - Groupe C, Match 12



Shots by LAT  
Goal (o): 1  
Block (<): 9  
Save (+): 6  
Miss (-): 5




GK 30 of GER



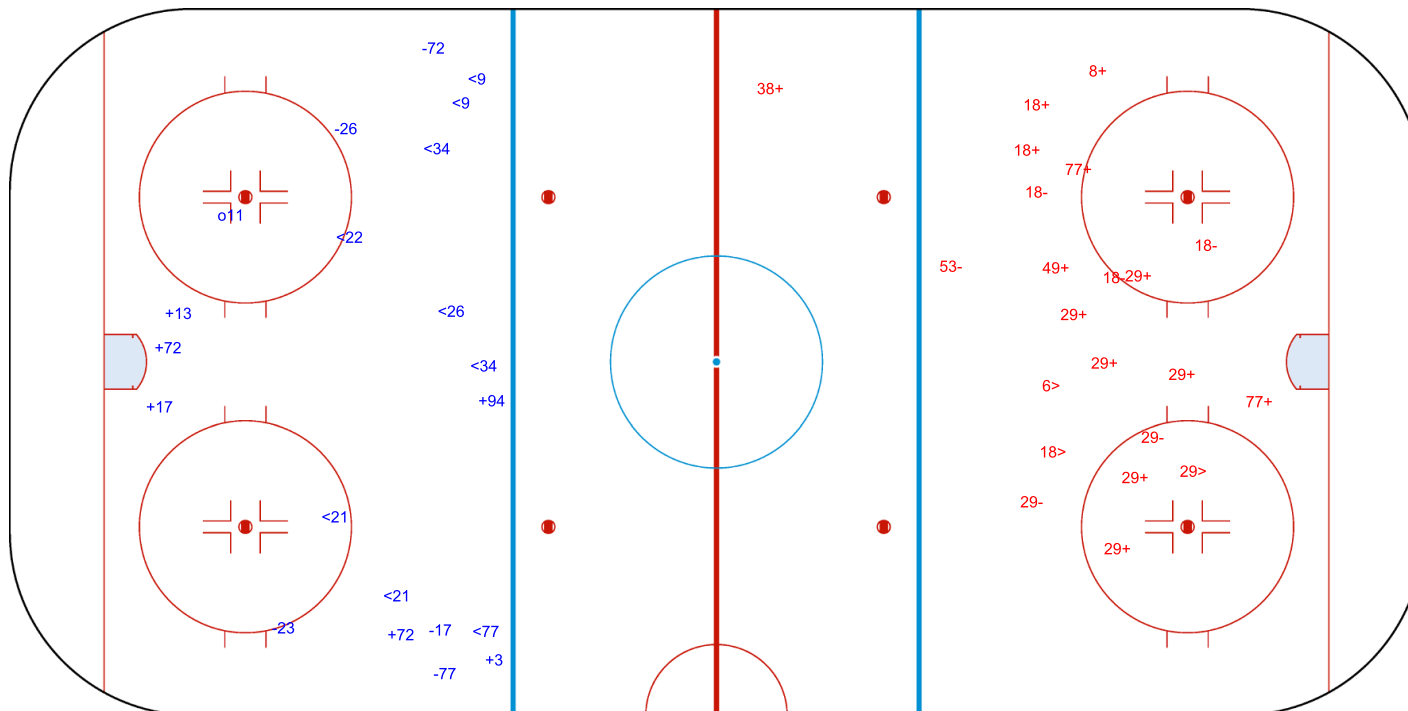
2nd Period



Shots by GER  
Goal (o): 0  
Block (>): 3  
Save (+): 13  
Miss (-): 6



GK 31 of LAT





Milano Rho Ice Hockey

SAT 14 FEB 2026  
Start Time 12:10

Ice Hockey  
Hockey su ghiaccio / Hockey sur glace

Men  
Uomini / Hommes

Preliminary round - Group C, Game 12

Turno preliminare - Gruppo C, Partita 12 / Tour preliminaire - Groupe C, Match 12



Shots by GER

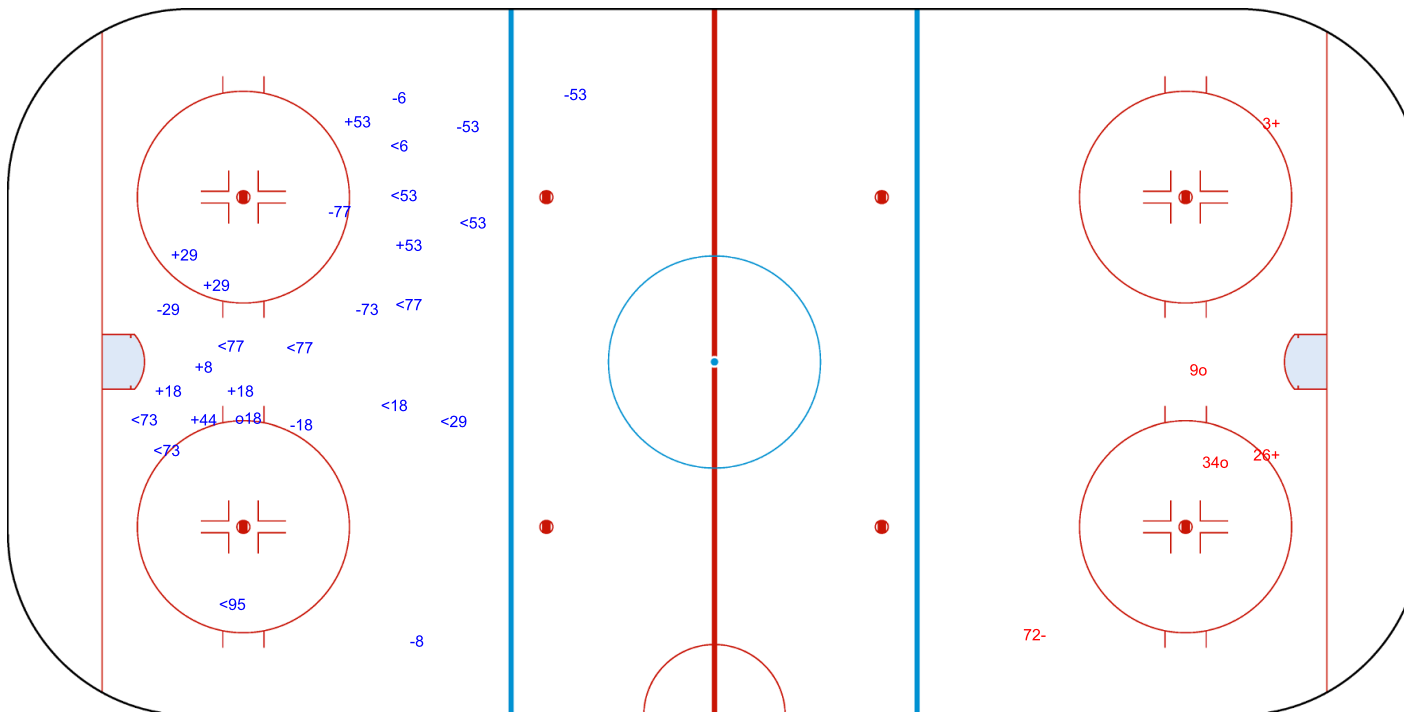
Goal (o): 1    Save (+): 8  
Block (<): 11    Miss (-): 8



GK 31 of LAT




3rd Period



Shots by LAT

Goal (o): 2    Save (+): 2  
Block (>): 0    Miss (-): 1



GK 30 of GER

Legend: GK Goalkeeper



### Face-off Chart

Tabella ingaggi / Statistiques des mises en jeu

#### GER - LAT

##### 1st PERIOD

	GER		LAT		GER		LAT		Total wins all zones
	Def. zone	Att. zone	Neutral zone	Neutral zone	Att. zone	Def. zone	Def. zone	Att. zone	
	- 78	+ 95	+ 29	- 28	- 29	+ 28			
	+ 29	- 23	+ 78	- 95	+ 29	- 28			
	- 78	+ 28	- 29	+ 28	+ 65	- 95			
	- 44	+ 28	+ 29	- 28	- 65	+ 11			
			+ 29	- 23	- 18	+ 28			
			+ 18	- 11	+ 29	- 28			
					- 29	+ 28			
					- 29	+ 28			
Total wins / period	1 / 25%	3 / 75%	5 / 83%	1 / 17%	3 / 38%	5 / 62%	9 / 50%	9 / 50%	

##### 2nd PERIOD

	GER		LAT		GER		LAT		Total wins all zones
	Def. zone	Att. zone	Neutral zone	Neutral zone	Att. zone	Def. zone	Def. zone	Att. zone	
	- 78	+ 28	+ 29	- 28	+ 29	- 28			
	- 78	+ 28	+ 44	- 23	- 65	+ 95			
	+ 78	- 28	+ 65	- 95	- 29	+ 28			
	- 78	+ 11	+ 65	- 95	+ 29	- 28			
	- 78	+ 11	- 78	+ 11	+ 29	- 28			
					- 29	+ 28			
					+ 29	- 28			
					- 65	+ 95			
					+ 29	- 23			
					+ 29	- 23			
Total wins / period	1 / 20%	4 / 80%	4 / 80%	1 / 20%	6 / 60%	4 / 40%	11 / 55%	9 / 45%	

##### 3rd PERIOD

	GER		LAT		GER		LAT		Total wins all zones
	Def. zone	Att. zone	Neutral zone	Neutral zone	Att. zone	Def. zone	Def. zone	Att. zone	
	+ 78	- 11	- 29	+ 28	+ 29	- 11			
			- 65	+ 23	+ 29	- 28			
			- 65	+ 23	+ 29	- 28			
			+ 29	- 11	+ 65	- 23			
			+ 29	- 23	+ 29	- 28			
					- 29	+ 23			
					+ 29	- 28			
					+ 29	- 28			
					- 29	+ 28			
					+ 29	- 23			
					- 29	+ 23			
					- 29	+ 23			
Total wins / period	1 / 100%	0 / 0%	2 / 40%	3 / 60%	8 / 67%	4 / 33%	11 / 61%	7 / 39%	



TOTAL

Total wins / game	GER	LAT	GER	LAT	GER	LAT	Total wins all zones	
	Def. zone	Att. zone	Neutral zone		Att. zone	Def. zone	GER	LAT
	3 / 30%	7 / 70%	11 / 69%	5 / 31%	17 / 57%	13 / 43%	31 / 55%	25 / 45%

HEAD TO HEAD

	LAT				Tot.	wins GER	Dz	Nz	Az	
	No.	11	23	28						95
GER	18	1 - 0		0 - 1	2	1 50%		1 100%	0 0%	
	29	2 - 0	6 - 3	14 - 8	33	22 67%	1 100%	6 75%	15 63%	
	44		1 - 0	0 - 1	2	1 50%	0 0%	1 100%		
	65	0 - 1	1 - 2		3 - 2	9	4 44%		2 50%	2 40%
	78	1 - 3		1 - 3	1 - 1	10	3 30%	2 25%	1 50%	
	<b>Tot.</b>	8	13	28	7	56	31 55%	3 30%	11 69%	17 57%
<b>wins LAT</b>	4 50%	5 38%	13 46%	3 43%	25 45%					
<b>Dz</b>	1 50%	3 43%	7 39%	2 67%	13 43%					
<b>Nz</b>	1 33%	2 40%	2 40%	0 0%	5 31%					
<b>Az</b>	2 67%	0 0%	4 80%	1 100%	7 70%					

<b>Legend:</b>	<b>Att.</b> Attacking	<b>Az</b> Attacking zone	<b>Def.</b> Defending	<b>Dz</b> Defending zone
<b>No.</b> Jersey number	<b>Nz</b> Neutral zone	<b>Tot.</b> Total face-offs played		



## Line-Ups

Formazioni / Composition des équipes

### FIN - ITA

#### Referees

7 HOLM Christoffer (SWE), 4 McCAULEY Wes (CAN)

#### Goalkeepers

Team: FIN

No.	Name
70	KORPISALO Joonas
74	SAROS Juuse

#### Team Line-ups

Team: FIN (Blue)

No.	Pos.	Name
23	D	LINDELL Esa
41	D	HEISKANEN Miro
24	F	HINTZ Roope
28	F	TOLVANEN Eeli
96	F	RANTANEN Mikko +A
55	D	RISTOLAINEN Rasmus
77	D	MIKKOLA Niko
20	F	AHO Sebastian +A
62	F	LEHKONEN Artturi
86	F	TERAVAINEN Teuvo
3	D	MAATTA Olli
33	D	MATINPALO Nikolas
27	F	LUOSTARINEN Eetu
64	F	GRANLUND Mikael +C
84	F	KAKKO Kaapo
4	D	LEHTONEN Mikko
10	D	JOKIHARJU Henri
40	F	ARMIA Joel
56	F	HAULA Erik
94	F	KIVIRANTA Joel

Head Coach: PENNANEN Antti

#### NOT DRESSED:

15 F LUNDELL Anton

32 GK LANKINEN Kevin

91 F KAPANEN Oliver

#### Linespersons

98 ANKERSTJERNE Albert (DEN), 83 MacPHERSON Matt (CAN)

Team: ITA

No.	Name
20	CLARA Damian
35	FADANI Davide

Team: ITA (White)

No.	Pos.	Name
27	D	LARKIN Thomas +C
53	D	TRIVELLATO Alex +A
10	F	GAZLEY Dustin
11	F	ZANETTI Marco
13	F	BRADLEY Matt
37	D	PIETRONIRO Phil
55	D	ZANATTA Luca
18	F	SARACINO Nicholas
67	F	FRYCKLUND Mats
88	F	de LUCA Tommaso
21	D	GLIRA Daniel
77	D	di TOMASO Gregory
9	F	MANTENUTO Daniel
19	F	PETAN Alex
93	F	FRIGO Luca
6	D	SEED Jason
90	D	di PERNA Dylan
22	F	KOSTNER Diego +A
23	F	MORINI Giovanni
34	F	PURDELLER Tommy

Head Coach: JALONEN Jukka

#### NOT DRESSED:

7 F SEGAFREDO Alessandro

59 GK VALLINI Gianluca

#### SUSPENDED:

36 F DIGIACINTO Cristiano

#### Legend:

**+A** Alternate Captain  
**No.** Jersey number

**+C** Captain  
**Pos.** Position

**D** Defender

**F** Forward



## Graphical Line-ups

Schema grafico formazioni / Alignments

### FIN - ITA

#### Referees

7 HOLM Christoffer (SWE), 4 McCAULEY Wes (CAN)

#### Linespersons

98 ANKERSTJERNE Albert (DEN), 83 MacPHERSON Matt (CAN)

Team: FIN - Finland (Blue)

Head Coach: PENNANEN Antti

S1 74 SAROS Juuse		
70 KORPISALO Joonas		
S5 28 TOLVANEN Eeli	S4 24 HINTZ Roope	S6 96 RANTANEN Mikko +A
S3 41 HEISKANEN Miro	S2 23 LINDELL Esa	
62 LEHKONEN Artturi	20 AHO Sebastian +A	86 TERAIVAINEN Teuvo
77 MIKKOLA Niko	55 RISTOLAINEN Rasmus	
27 LUOSTARINEN Eetu	64 GRANLUND Mikael +C	84 KAKKO Kaapo
3 MAATTA Olli	33 MATINPALO Nikolas	
94 KIVIRANTA Joel	56 HAULA Erik	40 ARMIA Joel
10 JOKIHARJU Henri	4 LEHTONEN Mikko	

Team: ITA - Italy (White)

Head Coach: JALONEN Jukka

S1 20 CLARA Damian		
35 FADANI Davide		
S5 11 ZANETTI Marco	S6 13 BRADLEY Matt	S4 10 GAZLEY Dustin
S3 53 TRIVELLATO Alex +A	S2 27 LARKIN Thomas +C	
18 SARACINO Nicholas	67 FRYCKLUND Mats	88 de LUCA Tommaso
55 ZANATTA Luca	37 PIETRONIRO Phil	
93 FRIGO Luca	9 MANTENUTO Daniel	19 PETAN Alex
21 GLIRA Daniel	77 di TOMASO Gregory	
23 MORINI Giovanni	22 KOSTNER Diego +A	34 PURDELLER Tommy
90 di PERNA Dylan	6 SEED Jason	

#### Legend:

+A Alternate Captain

+C Captain

Sn Starting position



SAT 14 FEB 2026

Start Time 16:40  
End Time 19:03

Preliminary round - Group B, Game 13

Turno preliminare - Gruppo B, Partita 13 / Tour preliminaire - Groupe B, Match 13

### Game Summary

Tabella riassuntiva partita / Resume du match

REVISED  
16 FEB 0:38

FIN - ITA 11 - 0 (3 - 0 , 3 - 0 , 5 - 0)

Spectators	Referees	Linespersons
11508	7 HOLM Christoffer (SWE) , 4 McCAULEY Wes (CAN)	98 ANKERSTJERNE Albert (DEN) , 83 MacPHERSON Matt (CAN)

#### Team Statistics

Period	Score	SVS	SOG	PIM	TPP	PPG	SHG
1	3 : 0	2 : 10	13 : 2	0 : 2	0:40 : 0:00	1 : 0	0 : 0
2	3 : 0	6 : 22	25 : 6	0 : 4	3:56 : 0:00	0 : 0	0 : 0
3	5 : 0	7 : 19	24 : 7	0 : 2	0:20 : 0:00	1 : 0	0 : 0
<b>Total</b>	<b>11 : 0</b>	<b>15 : 51</b>	<b>62 : 15</b>	<b>0 : 8</b>	<b>4:56 : 0:00</b>	<b>2 : 0</b>	<b>0 : 0</b>

#### 1st Period

Action	Time	ET/Res	Team	Type	No.	Name	(G)	Name of Assistant(s) / Action Description
GK	00:00		ITA		20	CLARA D		- Goalkeeper in
GK	00:00		FIN		74	SAROS J		- Goalkeeper in
Goal	06:49	1 : 0	FIN	EQ	20	AHO S	(1)	96 RANTANEN M On Ice FIN 74 20 55 62 77 96 62 LEHKONEN A ITA 20 9 19 21 77 93
Penalty	08:51	09:31	ITA	2 min.	67	FRYCKLUND M		- Hooking
Goal	09:31	2 : 0	FIN	PP1	64	GRANLUND M	(1)	96 RANTANEN M On Ice FIN 74 20 24 41 64 96 41 HEISKANEN M ITA 20 6 9 21 93 *
Goal	10:18	3 : 0	FIN	EQ	84	KAKKO K	(1)	77 MIKKOLA N On Ice FIN 74 27 55 64 77 84 55 RISTOLAINEN R ITA 20 10 11 13 27 53

#### 2nd Period

Action	Time	ET/Res	Team	Type	No.	Name	(G)	Name of Assistant(s) / Action Description
Goal	24:04	4 : 0	FIN	EQ	94	KIVIRANTA J	(1)	77 MIKKOLA N On Ice FIN 74 24 28 55 77 94 55 RISTOLAINEN R ITA 20 6 13 19 88 90
Goal	27:39	5 : 0	FIN	EQ	84	KAKKO K	(2)	27 LUOSTARINEN E On Ice FIN 74 23 27 41 64 84 ITA 20 13 21 34 77 88
Penalty	30:19	32:19	ITA	2 min.	21	GLIRA D		- Interference
Penalty	32:15	34:15	ITA	2 min.	6	SEED J		- Hooking
Goal	37:36	6 : 0	FIN	EQ	64	GRANLUND M	(2)	84 KAKKO K On Ice FIN 74 23 27 41 64 84 27 LUOSTARINEN E ITA 20 11 13 19 37 55

#### 3rd Period

Action	Time	ET/Res	Team	Type	No.	Name	(G)	Name of Assistant(s) / Action Description
GK	40:00		ITA		35	FADANI D		- Goalkeeper in 20 CLARA D - Goalkeeper out
Penalty	40:41	41:01	ITA	2 min.	11	ZANETTI M		- Tripping
Goal	41:01	7 : 0	FIN	PP1	41	HEISKANEN M	(1)	96 RANTANEN M On Ice FIN 74 20 24 41 64 96 20 AHO S ITA 35 6 18 21 67 *
Goal	41:34	8 : 0	FIN	EQ	62	LEHKONEN A	(1)	86 TERAIVAINEN T On Ice FIN 74 20 55 62 77 86 ITA 35 6 9 88 90 93
Goal	43:43	9 : 0	FIN	EQ	20	AHO S	(2)	62 LEHKONEN A On Ice FIN 74 3 10 20 62 86 10 JOKIHARJU H ITA 35 6 9 21 34 93
Goal	53:26	10 : 0	FIN	EQ	40	ARMIA J	(2)	56 HAULA E On Ice FIN 74 40 55 56 77 94 ITA 35 6 18 67 88 90
Goal	57:13	11 : 0	FIN	EQ	94	KIVIRANTA J	(2)	40 ARMIA J On Ice FIN 74 23 33 40 56 94 56 HAULA E ITA 35 6 10 18 67 90
GK	60:00		FIN					74 SAROS J - Goalkeeper out
GK	60:00		ITA					35 FADANI D - Goalkeeper out

#### Goalkeeper Records

Team : FIN - Finland

No.	Name	SOG	SVS	MIP
74	SAROS Juuse	15	15	60:00
70	KORPISALO Joonas			

Team : ITA - Italy

No.	Name	SOG	SVS	MIP
20	CLARA Damian	38	32	40:00
35	FADANI Davide	24	19	20:00

#### Game Statistics



SAT 14 FEB 2026

Start Time 16:40  
End Time 19:03

Preliminary round - Group B, Game 13

Turno preliminare - Gruppo B, Partita 13 / Tour preliminaire - Groupe B, Match 13

Team : FIN (Blue)

Head Coach : PENNANEN Antti		Shots on Goal						Time on Ice															
No.	Pos.	Name	G	A	P	PIM	FO+	FO-	FO+/-	FO%	1	2	3	OT	TS	+/-	1	2	3	OT	TOT	SHF	AVG
23	D	LINDELL Esa	0	0	0	0	0	0	0	0.00	0	1	1		2	+3	7:01	6:22	6:21		19:44	26	0:45
24	F	HINTZ Roope	0	0	0	0	15	11	4	57.69	0	2	4		6	+1	6:01	7:16	6:08		19:25	24	0:48
28	F	TOLVANEN Eeli	0	0	0	0	0	0	0	0.00	0	1	0		1	+1	5:29	5:10	5:41		16:20	19	0:51
41	D	HEISKANEN Miro	1	1	2	0	0	0	0	0.00	1	2	1		4	+2	7:20	8:55	4:49		21:04	24	0:52
96	F	RANTANEN Mikko +A	0	3	3	0	0	0	0	0.00	0	0	2		2	+1	5:24	7:55	5:59		19:18	21	0:55
20	F	AHO Sebastian +A	2	1	3	0	10	2	8	83.33	3	3	2		8	+3	6:31	8:09	5:21		20:01	22	0:54
55	D	RISTOLAINEN Rasmus	0	2	2	0	0	0	0	0.00	1	1	1		3	+5	6:55	5:26	6:01		18:22	25	0:44
62	F	LEHKONEN Artturi	1	2	3	0	0	0	0	0.00	1	2	3		6	+3	5:45	4:57	5:05		15:47	20	0:47
77	D	MIKKOLA Niko	0	2	2	0	0	0	0	0.00	1	2	1		4	+5	7:58	5:28	7:10		20:36	25	0:49
86	F	TERAVAINEN Teuvo	0	1	1	0	1	0	1	100.00	0	0	1		1	+2	5:27	4:47	5:41		15:55	19	0:50
3	D	MAATTA Olli	0	0	0	0	0	0	0	0.00	0	0	0		0	+1	5:54	4:46	7:31		18:11	22	0:49
27	F	LUOSTARINEN Eetu	0	2	2	0	0	0	0	0.00	0	1	0		1	+3	4:18	3:46	5:19		13:23	18	0:44
33	D	MATINPALO Nikolas	0	0	0	0	0	0	0	0.00	1	0	1		2	+1	2:09	2:47	3:13		8:09	13	0:37
64	F	GRANLUND Mikael +C	2	0	2	0	8	6	2	57.14	1	5	1		7	+3	4:50	7:03	5:22		17:15	18	0:57
84	F	KAKKO Kaapo	2	1	3	0	0	0	0	0.00	2	2	2		6	+3	4:54	3:28	4:48		13:10	18	0:43
4	D	LEHTONEN Mikko	0	0	0	0	0	0	0	0.00	0	0	0		0	0	0:00	0:00	0:00		0:00	0	0:00
10	D	JOKIHARJU Henri	0	1	1	0	0	0	0	0.00	0	1	1		2	+1	2:03	2:16	4:35		8:54	12	0:44
40	F	ARMIA Joel	1	1	2	0	0	0	0	0.00	2	1	1		4	+2	4:15	3:53	3:33		11:41	17	0:41
56	F	HAULA Erik	0	2	2	0	9	5	4	64.29	0	0	1		1	+2	3:58	4:02	3:51		11:51	16	0:44
94	F	KIVIRANTA Joel	2	0	2	0	0	0	0	0.00	0	1	1		2	+3	3:48	3:34	3:32		10:54	16	0:40
70	GK	KORPISALO Joonas	0	0	0	0					0	0	0		0								
74	GK	SAROS Juuse	0	0	0	0					0	0	0		0								
<b>Total</b>			<b>11</b>	<b>19</b>	<b>30</b>	<b>0</b>	<b>43</b>	<b>24</b>	<b>19</b>	<b>64.18</b>	<b>13</b>	<b>25</b>	<b>24</b>		<b>62</b>								

Team : ITA (White)

Head Coach : JALONEN Jukka		Shots on Goal						Time on Ice															
No.	Pos.	Name	G	A	P	PIM	FO+	FO-	FO+/-	FO%	1	2	3	OT	TS	+/-	1	2	3	OT	TOT	SHF	AVG
10	F	GAZLEY Dustin	0	0	0	0	0	0	0	0.00	0	0	0		0	-2	5:08	6:17	6:30		17:55	25	0:43
11	F	ZANETTI Marco	0	0	0	2	0	0	0	0.00	0	1	0		1	-2	6:03	6:23	5:45		18:11	20	0:54
13	F	BRADLEY Matt	0	0	0	0	5	11	-6	31.25	0	0	1		1	-4	5:43	5:09	6:05		16:57	20	0:50
27	D	LARKIN Thomas +C	0	0	0	0	0	1	-1	0.00	1	0	0		1	-1	5:00	7:16	5:57		18:13	21	0:52
53	D	TRIVELLATO Alex +A	0	0	0	0	0	0	0	0.00	1	0	0		1	-1	5:34	8:08	5:34		19:16	21	0:55
18	F	SARACINO Nicholas	0	0	0	0	0	0	0	0.00	0	0	1		1	-2	5:34	6:17	4:16		16:07	20	0:48
37	D	PIETRONIRO Phil	0	0	0	0	0	0	0	0.00	0	0	1		1	-1	5:14	4:13	5:35		15:02	18	0:50
55	D	ZANATTA Luca	0	0	0	0	0	0	0	0.00	0	0	0		0	-1	4:23	4:47	5:40		14:50	19	0:46
67	F	FRYCKLUND Mats	0	0	0	2	6	11	-5	35.29	0	0	1		1	-2	5:51	6:44	4:25		17:00	22	0:46
88	F	de LUCA Tommaso	0	0	0	0	0	0	0	0.00	0	1	0		1	-4	6:55	2:13	7:35		16:43	19	0:52
9	F	MANTENUTO Daniel	0	0	0	0	8	13	-5	38.10	0	1	1		2	-3	4:38	5:01	4:30		14:09	20	0:42
19	F	PETAN Alex	0	0	0	0	1	0	1	100.00	0	1	1		2	-3	3:47	6:08	5:00		14:55	17	0:52
21	D	GLIRA Daniel	0	0	0	2	0	0	0	0.00	0	0	1		1	-3	5:31	4:14	4:21		14:06	20	0:42
77	D	di TOMASO Gregory	0	0	0	0	0	0	0	0.00	0	0	0		0	-2	4:13	3:42	4:58		12:53	16	0:48
93	F	FRIGO Luca	0	0	0	0	0	0	0	0.00	0	1	0		1	-3	5:44	3:18	4:31		13:33	19	0:42
6	D	SEED Jason	0	0	0	2	0	0	0	0.00	0	0	0		0	-5	5:47	3:01	4:17		13:05	18	0:43
22	F	KOSTNER Diego +A	0	0	0	0	0	1	-1	0.00	0	0	0		0	0	1:40	0:00	0:00		1:40	3	0:33
23	F	MORINI Giovanni	0	0	0	0	4	6	-2	40.00	0	1	0		1	0	3:42	3:49	5:00		12:31	19	0:39
34	F	PURDELLER Tommy	0	0	0	0	0	0	0	0.00	0	0	0		0	-2	4:32	4:19	6:03		14:54	18	0:49
90	D	di PERNA Dylan	0	0	0	0	0	0	0	0.00	0	0	0		0	-4	4:18	4:59	3:38		12:55	18	0:43
20	GK	CLARA Damian	0	0	0	0					0	0	0		0								
35	GK	FADANI Davide	0	0	0	0					0	0	0		0								
<b>Total</b>			<b>0</b>	<b>0</b>	<b>0</b>	<b>8</b>	<b>24</b>	<b>43</b>	<b>-19</b>	<b>35.82</b>	<b>2</b>	<b>6</b>	<b>7</b>		<b>15</b>								



Group B

R	Team	GP	W	OTW	OTL	L	GDF	GF : GA	PTS
1	SVK	3	2	0	0	1	+2	10 : 8	6
2	FIN	3	2	0	0	1	+11	16 : 5	6
3	SWE	3	2	0	0	1	+2	11 : 9	6
4	ITA	3	0	0	0	3	-15	4 : 19	0

	FIN	ITA	SVK	SWE
FIN		11:0	1:4	4:1
ITA	0:11		2:3	2:5
SVK	4:1	3:2		3:5
SWE	1:4	5:2	5:3	

Legend:

<b>(G)</b> Goals in tournament	<b>*</b> Does not count for Plus/minus	<b>+/-</b> Plus/minus net	<b>+A</b> Alternate Captain
<b>+C</b> Captain	<b>A</b> Assists	<b>AVG</b> Average time on ice / shift	<b>D</b> Defender
<b>EQ</b> Equal strength	<b>ET/Res</b> Penalty end time/Result of game	<b>F</b> Forward	<b>FO%</b> % Face-offs won
<b>FO+</b> Face-offs won	<b>FO-</b> Face-offs lost	<b>FO+/-</b> Face-offs net	<b>G</b> Goals
<b>GA</b> Goals against	<b>GDF</b> Goal difference	<b>GF</b> Goals for	<b>GK</b> Goalkeeper
<b>GP</b> Games played	<b>L</b> Losses	<b>MIP</b> Minutes in play (GK)	<b>No.</b> Jersey number
<b>OT</b> Overtime	<b>OTL</b> Overtime losses	<b>OTW</b> Overtime wins	<b>P</b> Points
<b>PIM</b> Penalties in minutes	<b>Pos.</b> Position	<b>PP1</b> Power play - 1 player	<b>PPG</b> Power play goals
<b>PTS</b> Points	<b>R</b> Rank	<b>SHF</b> Number of shifts	<b>SHG</b> Shorthanded goals
<b>SOG</b> Shots on goal	<b>SVS</b> Saves	<b>TOT</b> Total	<b>TPP</b> Time on power play
<b>TS</b> Total shots	<b>W</b> Wins		

REVISED

After video review assist awarded to player #20 AHO on goal 7:0 on 41:01.



Shot Chart

Tabella azioni di tiro / Analyse des tirs


FIN - ITA



1st Period



Shots by FIN  
Goal (o): 3  
Block (<): 6  
Save (+): 10  
Miss (-): 3

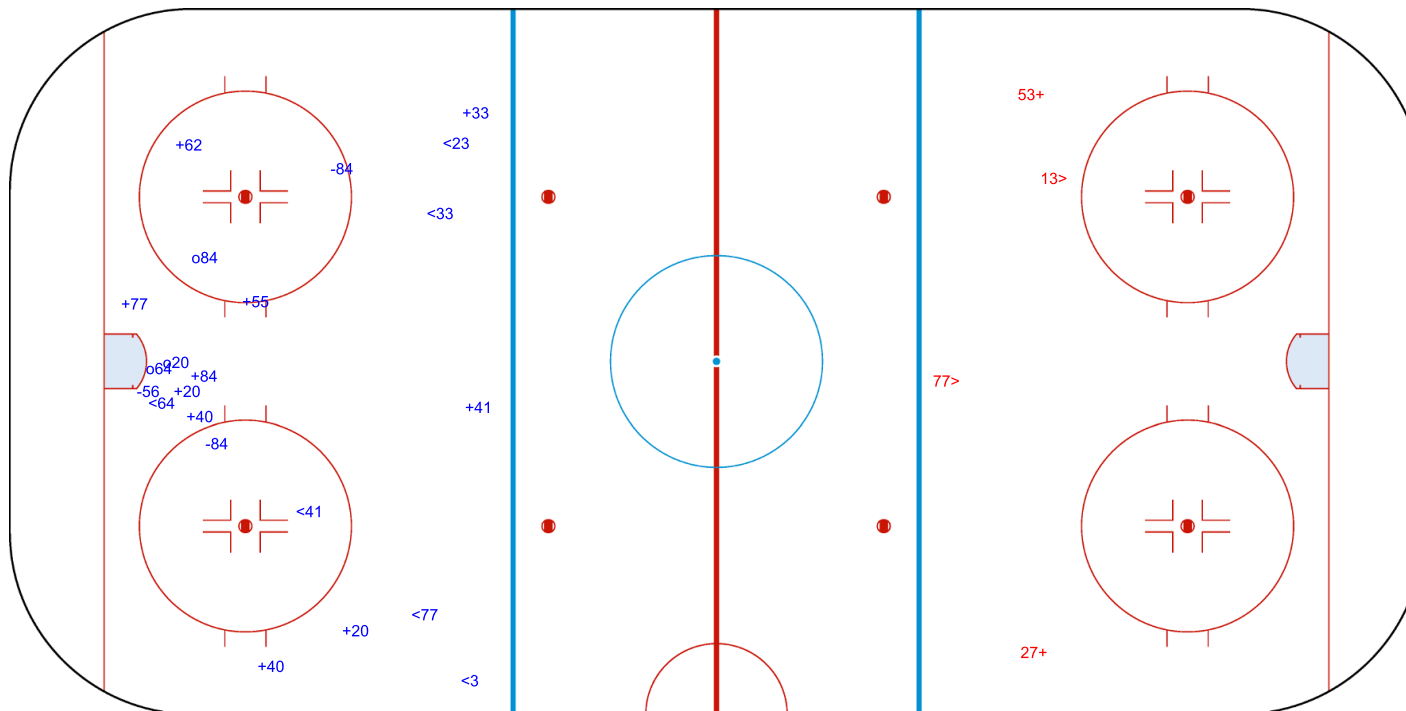


GK 20 of ITA

Shots by ITA  
Goal (o): 0  
Block (>): 2  
Save (+): 2  
Miss (-): 0



GK 74 of FIN



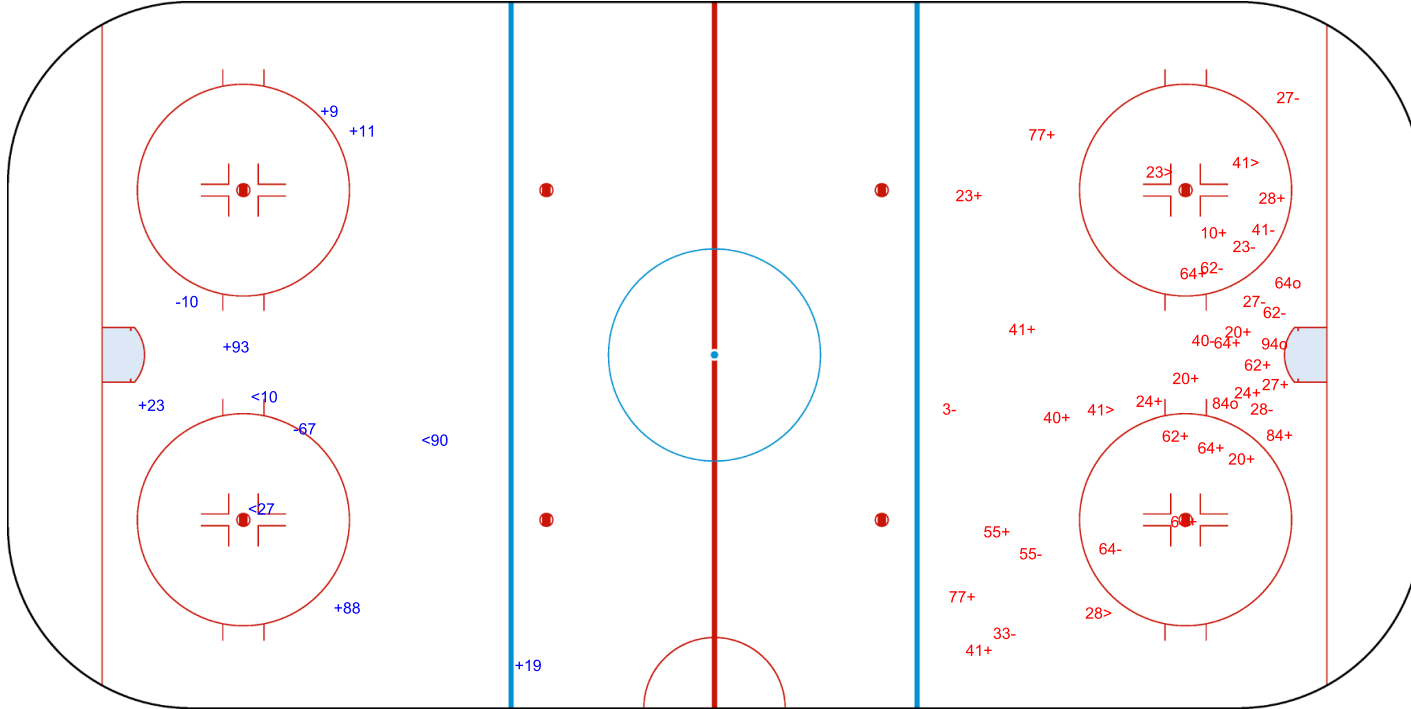


Shots by ITA  
Goal (o): 0  
Block (<): 3  
Save (+): 6  
Miss (-): 2

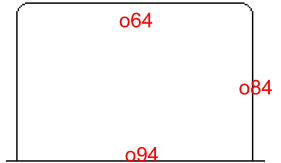


GK 74 of FIN

FIN → 2nd Period ← ITA



Shots by FIN  
Goal (o): 3  
Block (>): 4  
Save (+): 22  
Miss (-): 12




GK 20 of ITA



Shots by FIN  
Goal (o): 5  
Block (<): 3  
Save (+): 19  
Miss (-): 3

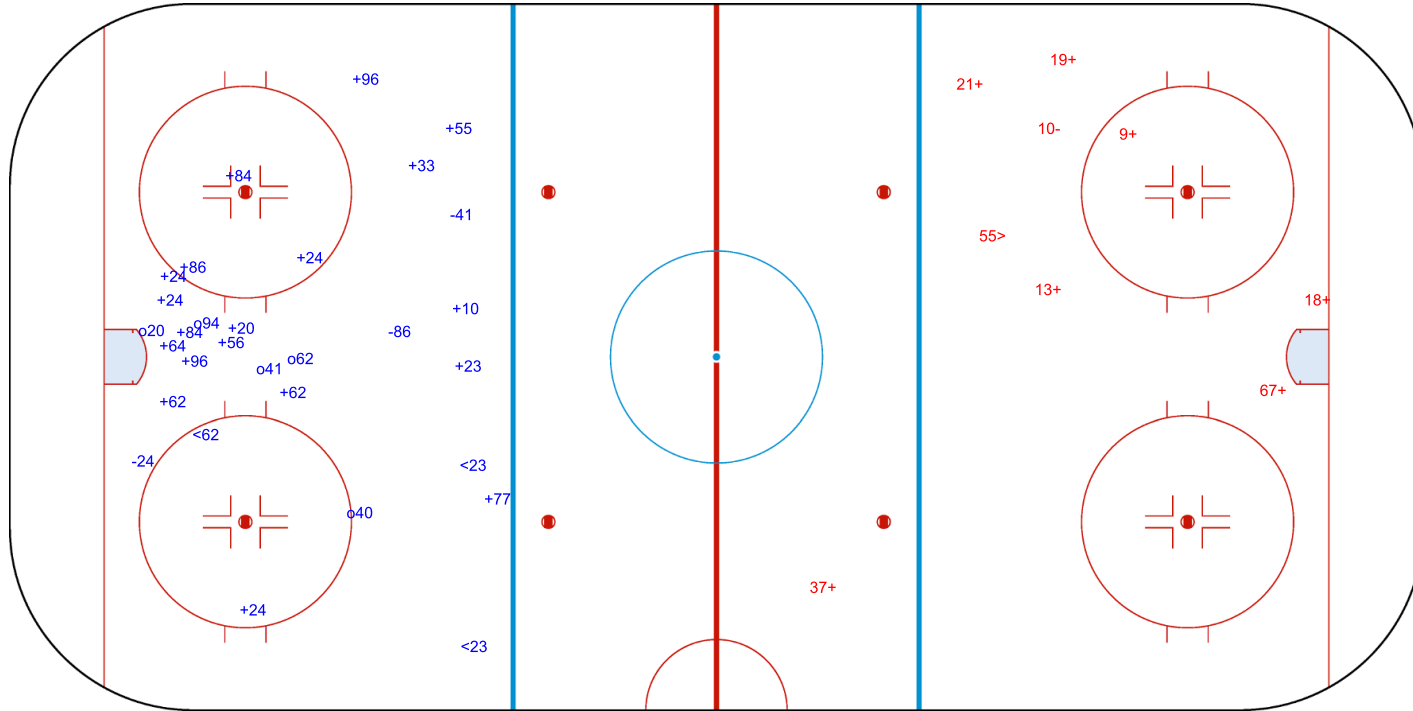


GK 20 of ITA



GK 35 of ITA

ITA → 3rd Period ← FIN



Shots by ITA  
Goal (o): 0  
Block (>): 1  
Save (+): 7  
Miss (-): 1



GK 74 of FIN

Legend: GK Goalkeeper



## Face-off Chart

Tabella ingaggi / Statistiques des mises en jeu

### FIN - ITA

#### 1st PERIOD

	FIN		ITA		FIN		ITA		Total wins all zones	
	Def. zone	Att. zone	Neutral zone		Att. zone	Def. zone	FIN	ITA		
	+ 64	- 9	+ 24	- 13	+ 20	- 67				
	+ 24	- 13	+ 56	- 22	- 64	+ 9				
			+ 24	- 13	+ 20	- 9				
			- 64	+ 13	+ 20	- 67				
			- 56	+ 67	- 24	+ 9				
			+ 24	- 9	- 24	+ 67				
Total wins / period	2 / 100%	0 / 0%	4 / 67%	2 / 33%	3 / 50%	3 / 50%	9 / 64%	5 / 36%		

#### 2nd PERIOD

	FIN		ITA		FIN		ITA		Total wins all zones	
	Def. zone	Att. zone	Neutral zone		Att. zone	Def. zone	FIN	ITA		
	+ 24	- 9	+ 24	- 13	+ 64	- 67				
	+ 64	- 23	+ 24	- 13	+ 56	- 9				
	+ 64	- 13	- 64	+ 67	+ 56	- 9				
	+ 56	- 23	+ 56	- 67	+ 20	- 23				
	+ 56	- 23	+ 24	- 9	+ 20	- 13				
	- 24	+ 19	+ 20	- 67	+ 56	- 9				
					+ 24	- 13				
					- 24	+ 9				
					- 20	+ 13				
					+ 24	- 67				
					- 24	+ 9				
					+ 86	- 27				
					+ 24	- 9				
					- 24	+ 67				
					- 56	+ 13				
					+ 20	- 67				
Total wins / period	5 / 83%	1 / 17%	5 / 83%	1 / 17%	11 / 69%	5 / 31%	21 / 75%	7 / 25%		



3rd PERIOD

	FIN		ITA		FIN		ITA			
	Def. zone	Att. zone	Neutral zone		Att. zone	Def. zone	Neutral zone			
	+ 64	- 23	+ 24	- 13	- 24	+ 67			Total wins all zones	
	+ 24	- 9	+ 64	- 23	- 56	+ 13				
	- 24	+ 9	+ 20	- 9	+ 20	- 67				
			+ 20	- 9	- 64	+ 23				
			+ 24	- 67	+ 64	- 13				
			- 64	+ 23	+ 56	- 67				
			- 24	+ 9	+ 24	- 9				
			- 56	+ 67	- 64	+ 13				
			- 56	+ 9	+ 64	- 13				
					+ 56	- 67				
Total wins / period	2 / 67%	1 / 33%	5 / 56%	4 / 44%	6 / 46%	7 / 54%				
									Total wins all zones	
									FIN	ITA
									13 / 52%	12 / 48%

TOTAL

	FIN		ITA		FIN		ITA			
	Def. zone	Att. zone	Neutral zone		Att. zone	Def. zone	Neutral zone			
Total wins / game	9 / 82%	2 / 18%	14 / 67%	7 / 33%	20 / 57%	15 / 43%			Total wins all zones	
									FIN	ITA
									43 / 64%	24 / 36%

HEAD TO HEAD

		ITA						Tot.	wins FIN	Dz	Nz	Az	
No.		9	13	19	22	23	27						67
FIN	20	3 - 1	1 - 1			1 - 0		5 - 0	12	10 83%		3 100%	7 78%
	24	6 - 5	7 - 0	0 - 1		0 - 2		2 - 3	26	15 58%	3 60%	8 89%	4 33%
	56	3 - 1	0 - 2		1 - 0	2 - 0		3 - 2	14	9 64%	2 100%	2 40%	5 71%
	64	1 - 1	3 - 2			3 - 2		1 - 1	14	8 57%	4 100%	1 25%	3 50%
	86						1 - 0		1	1 100%			1 100%
	Tot.	21	16	1	1	10	1	17	67	43 64%	9 82%	14 67%	20 57%
	wins ITA	8 38%	5 31%	1 100%	0 0%	4 40%	0 0%	6 35%	24 36%				
	Dz	5 45%	4 50%			3 75%	0 0%	3 27%	15 43%				
	Nz	2 33%	1 17%		0 0%	1 50%		3 50%	7 33%				
	Az	1 25%	0 0%	1 100%		0 0%			2 18%				



<b>Legend:</b>						
<b>Att.</b>	Attacking	<b>Az</b>	Attacking zone	<b>Def.</b>	Defending	<b>Dz</b> Defending zone
<b>No.</b>	Jersey number	<b>Nz</b>	Neutral zone	<b>Tot.</b>	Total face-offs played	



## Line-Ups

Formazioni / Composition des équipes

### USA - DEN

#### Referees

28 HOLM Mikael (SWE), 9 O'ROURKE Dan (CAN)

#### Goalkeepers

Team: USA

##### No. Name

1 SWAYMAN Jeremy  
37 HELLEBUYCK Connor

#### Team Line-ups

Team: USA (Blue)

##### No. Pos. Name

25	D	McAVOY Charlie +A
43	D	HUGHES Quinn
7	F	TKACHUK Brady
9	F	EICHEL Jack
19	F	TKACHUK Matthew +A
14	D	FABER Brock
74	D	SLAVIN Jaccob
12	F	BOLDY Matt
34	F	MATTHEWS Auston +C
59	F	GUENTZEL Jake
8	D	WERENSKI Zach
85	D	SANDERSON Jake
21	F	LARKIN Dylan
72	F	THOMPSON Tage
81	F	CONNOR Kyle
15	D	HANIFIN Noah
10	F	MILLER JT
29	F	NELSON Brock
86	F	HUGHES Jack
16	F	TROCHECK Vincent

Head Coach: SULLIVAN Mike

#### NOT DRESSED:

2 D LaCOMBE Jackson  
30 GK OETTINGER Jake  
91 F KELLER Clayton

#### Linespersons

81 DAISY Ryan (USA), 80 WYONZEK Tarrington (CAN)

Team: DEN

##### No. Name

30 SOGAARD Mads  
80 DICHOW Frederik

Team: DEN (White)

##### No. Pos. Name

22	D	LAURIDSEN Markus
41	D	JENSEN AABO Jesper +C
11	F	TRUE Alexander
24	F	EHLERS Nikolaj
27	F	BJORKSTRAND Oliver
3	D	SETKOV Malte
48	D	JENSEN Nicholas B
17	F	JENSEN Nicklas
20	F	ELLER Lars
86	F	BLICHFELD Joachim
25	D	LAURIDSEN Oliver +A
42	D	BRUGGISSER Phillip
12	F	MOELGAARD Oscar
29	F	AAGAARD Mikkel
95	F	OLESEN Nick
15	D	LASSEN Matias
9	F	STORM Frederik
63	F	RUSSELL Patrick +A
65	F	WEJSE Christian
38	F	POULSEN Morten

Head Coach: GATH Mikael

#### NOT DRESSED:

31 GK ANDERSEN Frederik  
40 D KOCH Anders  
50 F BAU Mathias

#### Legend:

<b>+A</b>	Alternate Captain	<b>+C</b>	Captain	<b>D</b>	Defender	<b>F</b>	Forward
<b>No.</b>	Jersey number	<b>Pos.</b>	Position				



## Graphical Line-ups

Schema grafico formazioni / Alignments

### USA - DEN

**Referees**

28 HOLM Mikael (SWE), 9 O'ROURKE Dan (CAN)

**Linespersons**

81 DAISY Ryan (USA), 80 WYONZEK Tarrington (CAN)

**Team:** USA - United States of America (Blue)

**Head Coach:** SULLIVAN Mike

S1 1 SWAYMAN Jeremy		
37 HELLEBUYCK Connor		
S4 7 TKACHUK Brady	S5 9 EICHEL Jack	S6 19 TKACHUK Matthew +A
S3 43 HUGHES Quinn	S2 25 McAVOY Charlie +A	
59 GUENTZEL Jake	34 MATTHEWS Auston +C	12 BOLDY Matt
74 SLAVIN Jaccob	14 FABER Brock	
81 CONNOR Kyle	21 LARKIN Dylan	72 THOMPSON Tage
8 WERENSKI Zach	85 SANDERSON Jake	
10 MILLER JT	29 NELSON Brock	86 HUGHES Jack
15 HANIFIN Noah		
	16 TROCHECK Vincent	

**Team:** DEN - Denmark (White)

**Head Coach:** GATH Mikael

S1 30 SOGAARD Mads		
80 DICHOW Frederik		
27 BJORKSTRAND Oliver	11 TRUE Alexander	24 EHLERS Nikolaj
41 JENSEN AABO Jesper +C	22 LAURIDSEN Markus	
86 BLICHFELD Joachim	20 ELLER Lars	17 JENSEN Nicklas
S3 48 JENSEN Nicholas B	S2 3 SETKOV Malte	
95 OLESEN Nick	12 MOELGAARD Oscar	29 AAGAARD Mikkel
25 LAURIDSEN Oliver +A	42 BRUGGISSER Phillip	
S4 9 STORM Frederik	S6 65 WEJSE Christian	S5 63 RUSSELL Patrick +A
	15 LASSEN Matias	
		38 POULSEN Morten

**Legend:**

+A Alternate Captain      +C Captain      Sn Starting position



SAT 14 FEB 2026

Start Time 21:10  
End Time 23:44

Preliminary round - Group C, Game 14

Turno preliminare - Gruppo C, Partita 14 / Tour préliminaire - Groupe C, Match 14

### Game Summary

Tabella riassuntiva partita / Resume du match

REVISED  
15 FEB 14:26

USA - DEN 6 - 3 (1 - 2, 3 - 1, 2 - 0)

Spectators	Referees	Linespersons
11480	28 HOLM Mikael (SWE) , 9 O'ROURKE Dan (CAN)	81 DAISY Ryan (USA) , 80 WYONZEK Tarrington (CAN)

#### Team Statistics

Period	Score	SVS	SOG	PIM	TPP	PPG	SHG
1	1 : 2	5 : 12	13 : 7	2 : 0	0:00 : 2:00	0 : 0	0 : 0
2	3 : 1	3 : 12	15 : 4	0 : 2	2:00 : 0:00	0 : 0	0 : 0
3	2 : 0	10 : 17	19 : 10	4 : 2	2:00 : 3:14	0 : 0	0 : 0
<b>Total</b>	<b>6 : 3</b>	<b>18 : 41</b>	<b>47 : 21</b>	<b>6 : 4</b>	<b>4:00 : 5:14</b>	<b>0 : 0</b>	<b>0 : 0</b>

#### 1st Period

Action	Time	ET/Res	Team	Type	No.	Name	(G)	Name of Assistant(s) / Action Description
GK	00:00		DEN		30	SOGAARD M		- Goalkeeper in
GK	00:00		USA		1	SWAYMAN J		- Goalkeeper in
Goal	01:40	0 : 1	DEN	EQ	95	OLESEN N	(1)	12 MOELGAARD O On Ice USA 1 8 21 72 81 85 29 AAGAARD M DEN 30 12 25 29 42 95
Goal	03:35	1 : 1	USA	EQ	12	BOLDY M	(1)	43 HUGHES Q On Ice USA 1 12 14 34 59 74 74 SLAVIN J DEN 30 12 22 27 41 95
Penalty	04:37	06:37	USA	2 min.	21	LARKIN D		- Holding
Goal	11:16	1 : 2	DEN	EQ	48	JENSEN NB	(1)	3 SETKOV M On Ice USA 1 12 34 59 74 85 DEN 30 3 11 29 48 95

#### 2nd Period

Action	Time	ET/Res	Team	Type	No.	Name	(G)	Name of Assistant(s) / Action Description
Penalty	23:08	25:08	DEN	2 min.	63	RUSSELL P		- Slashing
Goal	29:26	2 : 2	USA	EQ	7	TKACHUK B	(2)	9 EICHEL J On Ice USA 1 7 9 19 25 43 DEN 30 12 22 29 48 95
Goal	30:23	3 : 2	USA	EQ	9	EICHEL J	(1)	19 TKACHUK M On Ice USA 1 7 8 9 19 85 DEN 30 3 9 20 48 63
Goal	37:23	4 : 2	USA	EQ	15	HANIFIN N	(1)	16 TROCHECK V On Ice USA 1 14 15 16 21 72 14 FABER B DEN 30 9 25 48 63 65
Goal	39:57	4 : 3	DEN	EQ	42	BRUGGISSER P	(1)	24 EHLERS N On Ice USA 1 10 15 16 29 85 11 TRUE A DEN 30 11 22 24 27 42

#### 3rd Period

Action	Time	ET/Res	Team	Type	No.	Name	(G)	Name of Assistant(s) / Action Description
Goal	47:24	5 : 3	USA	EQ	59	GUENTZEL J	(1)	34 MATTHEWS A On Ice USA 1 8 34 59 74 86 DEN 30 3 9 48 63 65
Penalty	48:31	50:31	USA	2 min.	34	MATTHEWS A		- Cross-Checking
GK	51:07		DEN		80	DICHOW F		- Goalkeeper in 30 SOGAARD M - Goalkeeper out
Goal	54:27	6 : 3	USA	EQ	86	HUGHES J	(1)	29 NELSON B On Ice USA 1 7 8 29 43 86 DEN 80 20 22 29 41 86
Penalty	55:16	57:16	DEN	2 min.	65	WEJSE C		- Hooking
Penalty	58:46	60:00	USA	2 min.	12	BOLDY M		- Delaying the Game
GK	60:00		USA					1 SWAYMAN J - Goalkeeper out
GK	60:00		DEN					80 DICHOW F - Goalkeeper out

#### Goalkeeper Records

Team : USA - United States of America

Team : DEN - Denmark

No.	Name	SOG	SVS	MIP	No.	Name	SOG	SVS	MIP
1	SWAYMAN Jeremy	21	18	60:00	30	SOGAARD Mads	37	32	51:07
37	HELLEBUYCK Connor				80	DICHOW Frederik	10	9	8:53

#### Game Statistics

Team : USA (Blue)



SAT 14 FEB 2026

Start Time 21:10  
End Time 23:44

Preliminary round - Group C, Game 14

Turno preliminare - Gruppo C, Partita 14 / Tour preliminaire - Groupe C, Match 14

Head Coach : SULLIVAN Mike										Shots on Goal				Time on Ice									
No.	Pos.	Name	G	A	P	PIM	FO+	FO-	FO+/-	FO%	1	2	3	OT	TS	+/-	1	2	3	OT	TOT	SHF	AVG
7	F	TKACHUK Brady	1	0	1	0	3	1	2	75.00	0	1	2		3	+3	5:29	4:57	5:02		15:28	23	0:40
9	F	EICHEL Jack	1	1	2	0	12	9	3	57.14	2	3	2		7	+2	5:59	6:08	4:52		16:59	22	0:46
19	F	TKACHUK Matthew +A	0	1	1	0	0	0	0	0.00	1	0	1		2	+2	5:27	5:30	5:19		16:16	21	0:46
25	D	McAVOY Charlie +A	0	0	0	0	0	0	0	0.00	0	0	0		0	+1	7:36	7:07	6:52		21:35	26	0:49
43	D	HUGHES Quinn	0	1	1	0	0	0	0	0.00	2	0	0		2	+2	8:11	9:02	5:53		23:06	22	1:03
12	F	BOLDY Matt	1	0	1	2	0	0	0	0.00	3	2	0		5	0	5:39	4:39	4:45		15:03	20	0:45
14	D	FABER Brock	0	1	1	0	0	0	0	0.00	0	0	3		3	+2	5:16	4:01	5:34		14:51	22	0:40
34	F	MATTHEWS Auston +C	0	1	1	2	10	3	7	76.92	0	1	2		3	+1	4:26	4:57	8:30		17:53	21	0:51
59	F	GUENTZEL Jake	1	0	1	0	0	0	0	0.00	0	0	2		2	+1	4:27	5:21	6:12		16:00	21	0:45
74	D	SLAVIN Jaccob	0	1	1	0	0	0	0	0.00	0	1	0		1	+1	6:10	2:47	4:53		13:50	16	0:51
8	D	WERENSKI Zach	0	0	0	0	0	0	0	0.00	3	1	0		4	+2	5:18	6:40	6:14		18:12	21	0:52
21	F	LARKIN Dylan	0	0	0	2	5	1	4	83.33	1	1	2		4	0	3:28	4:01	5:02		12:31	18	0:41
72	F	THOMPSON Tage	0	0	0	0	0	1	-1	0.00	0	1	0		1	0	2:29	3:39	3:04		9:12	11	0:50
81	F	CONNOR Kyle	0	0	0	0	0	0	0	0.00	0	0	0		0	-1	3:25	3:32	2:53		9:50	14	0:42
85	D	SANDERSON Jake	0	0	0	0	0	0	0	0.00	0	1	2		3	-2	5:10	4:40	4:20		14:10	20	0:42
10	F	MILLER JT	0	0	0	0	1	1	0	50.00	0	1	0		1	-1	4:47	4:54	3:27		13:08	20	0:39
15	D	HANIFIN Noah	1	0	1	0	0	0	0	0.00	0	2	1		3	0	2:19	3:39	3:59		9:57	14	0:42
29	F	NELSON Brock	0	1	1	0	6	5	1	54.55	1	0	0		1	0	5:16	5:21	3:10		13:47	17	0:48
86	F	HUGHES Jack	1	0	1	0	0	0	0	0.00	0	0	2		2	+2	4:52	4:54	3:42		13:28	14	0:57
16	F	TROCHECK Vincent	0	1	1	0	8	1	7	88.89	0	0	0		0	0	2:16	4:11	3:02		9:29	16	0:35
1	GK	SWAYMAN Jeremy	0	0	0	0					0	0	0		0								
37	GK	HELLEBUYCK Connor	0	0	0	0					0	0	0		0								
<b>Total</b>			<b>6</b>	<b>8</b>	<b>14</b>	<b>6</b>	<b>45</b>	<b>22</b>	<b>23</b>	<b>67.16</b>	<b>13</b>	<b>15</b>	<b>19</b>		<b>47</b>								

Team : DEN (White)

Head Coach : GATH Mikael										Shots on Goal				Time on Ice									
No.	Pos.	Name	G	A	P	PIM	FO+	FO-	FO+/-	FO%	1	2	3	OT	TS	+/-	1	2	3	OT	TOT	SHF	AVG
11	F	TRUE Alexander	0	1	1	0	5	10	-5	33.33	0	1	1		2	+2	4:57	5:51	4:36		15:24	21	0:44
22	D	LAURIDSEN Markus	0	0	0	0	0	0	0	0.00	0	0	1		1	-2	8:03	8:03	6:55		23:01	29	0:47
24	F	EHLERS Nikolaj	0	1	1	0	0	0	0	0.00	2	0	1		3	+1	6:27	6:09	6:31		19:07	23	0:49
27	F	BJORKSTRAND Oliver	0	0	0	0	0	0	0	0.00	0	0	0		0	0	6:03	5:28	5:50		17:21	21	0:49
41	D	JENSEN AABO Jesper +C	0	0	0	0	0	0	0	0.00	0	1	0		1	-2	7:29	7:28	7:17		22:14	30	0:44
3	D	SETKOV Malte	0	1	1	0	0	0	0	0.00	1	1	0		2	-1	4:18	6:28	4:14		15:00	22	0:40
17	F	JENSEN Nicklas	0	0	0	0	0	0	0	0.00	0	0	1		1	0	3:40	4:22	4:28		12:30	19	0:39
20	F	ELLER Lars	0	0	0	0	10	14	-4	41.67	0	0	0		0	-2	4:53	6:32	8:21		19:46	24	0:49
48	D	JENSEN Nicholas B	1	0	1	0	0	0	0	0.00	1	0	1		2	-3	5:08	7:44	6:02		18:54	28	0:40
86	F	BLICHFELD Joachim	0	0	0	0	0	0	0	0.00	0	0	0		0	-1	3:34	3:51	4:25		11:50	17	0:41
12	F	MOELGAARD Oscar	0	1	1	0	3	8	-5	27.27	0	0	1		1	-1	6:26	3:18	6:20		16:04	21	0:45
25	D	LAURIDSEN Oliver +A	0	0	0	0	0	0	0	0.00	0	0	0		0	0	4:50	6:05	4:34		15:29	24	0:38
29	F	AAGAARD Mikkel	0	1	1	0	0	0	0	0.00	1	0	0		1	0	5:34	3:21	4:21		13:16	19	0:41
42	D	BRUGGISSER Phillip	1	0	1	0	0	0	0	0.00	0	1	0		1	+2	5:48	4:12	4:02		14:02	25	0:33
95	F	OLESEN Nick	1	0	1	0	0	0	0	0.00	2	0	0		2	0	6:10	4:58	4:13		15:21	22	0:41
9	F	STORM Frederik	0	0	0	0	0	0	0	0.00	0	0	0		0	-3	3:47	3:49	3:17		10:53	17	0:38
15	D	LASSEN Matias	0	0	0	0	0	0	0	0.00	0	0	0		0	0	1:12	0:00	0:00		1:12	2	0:36
63	F	RUSSELL Patrick +A	0	0	0	2	1	3	-2	25.00	0	0	3		3	-3	6:05	4:52	7:46		18:43	22	0:51
65	F	WEJSE Christian	0	0	0	2	3	10	-7	23.08	0	0	1		1	-2	4:46	5:29	3:31		13:46	20	0:41
38	F	POULSEN Morten	0	0	0	0	0	0	0	0.00	0	0	0		0	0	0:28	0:00	1:16		1:44	3	0:34
30	GK	SOGAARD Mads	0	0	0	0					0	0	0		0								
80	GK	DICHOW Frederik	0	0	0	0					0	0	0		0								
<b>Total</b>			<b>3</b>	<b>5</b>	<b>8</b>	<b>4</b>	<b>22</b>	<b>45</b>	<b>-23</b>	<b>32.84</b>	<b>7</b>	<b>4</b>	<b>10</b>		<b>21</b>								

SAT 14 FEB 2026

Start Time 21:10  
End Time 23:44

Preliminary round - Group C, Game 14

Turno preliminare - Gruppo C, Partita 14 / Tour preliminaire - Groupe C, Match 14



Group C

R	Team	GP	W	OTW	OTL	L	GDF	GF : GA	PTS
1	USA	2	2	0	0	0	+7	11 : 4	6
2	LAT	2	1	0	0	1	-3	5 : 8	3
3	GER	2	1	0	0	1	+1	6 : 5	3
4	DEN	2	0	0	0	2	-5	4 : 9	0

	DEN	GER	LAT	USA
DEN		1:3	SUN 15 FEB 19:10	3:6
GER	3:1		3:4	SUN 15 FEB 21:10
LAT	SUN 15 FEB 19:10	4:3		1:5
USA	6:3	SUN 15 FEB 21:10	5:1	

Legend:			
<b>(G)</b>	Goals in tournament	<b>+/-</b>	Plus/minus net
<b>A</b>	Assists	<b>AVG</b>	Average time on ice / shift
<b>ET/Res</b>	Penalty end time/Result of game	<b>F</b>	Forward
<b>FO-</b>	Face-offs lost	<b>FO+/-</b>	Face-offs net
<b>GDF</b>	Goal difference	<b>GF</b>	Goals for
<b>L</b>	Losses	<b>MIP</b>	Minutes in play (GK)
<b>OTL</b>	Overtime losses	<b>OTW</b>	Overtime wins
<b>Pos.</b>	Position	<b>PPG</b>	Power play goals
<b>SHF</b>	Number of shifts	<b>SHG</b>	Shorthanded goals
<b>TOT</b>	Total	<b>TPP</b>	Time on power play
<b>+A</b>	Alternate Captain	<b>+C</b>	Captain
<b>D</b>	Defender	<b>EQ</b>	Equal strength
<b>FO%</b>	% Face-offs won	<b>FO+</b>	Face-offs won
<b>G</b>	Goals	<b>GA</b>	Goals against
<b>GK</b>	Goalkeeper	<b>GP</b>	Games played
<b>No.</b>	Jersey number	<b>OT</b>	Overtime
<b>P</b>	Points	<b>PIM</b>	Penalties in minutes
<b>PTS</b>	Points	<b>R</b>	Rank
<b>SOG</b>	Shots on goal	<b>SVS</b>	Saves
<b>TS</b>	Total shots	<b>W</b>	Wins

REVISED After video review assist was awarded to player #29 AAGAARD on goal 0:1 at 01:40.



Shot Chart

Tabella azioni di tiro / Analyse des tirs

USA - DEN



1st Period

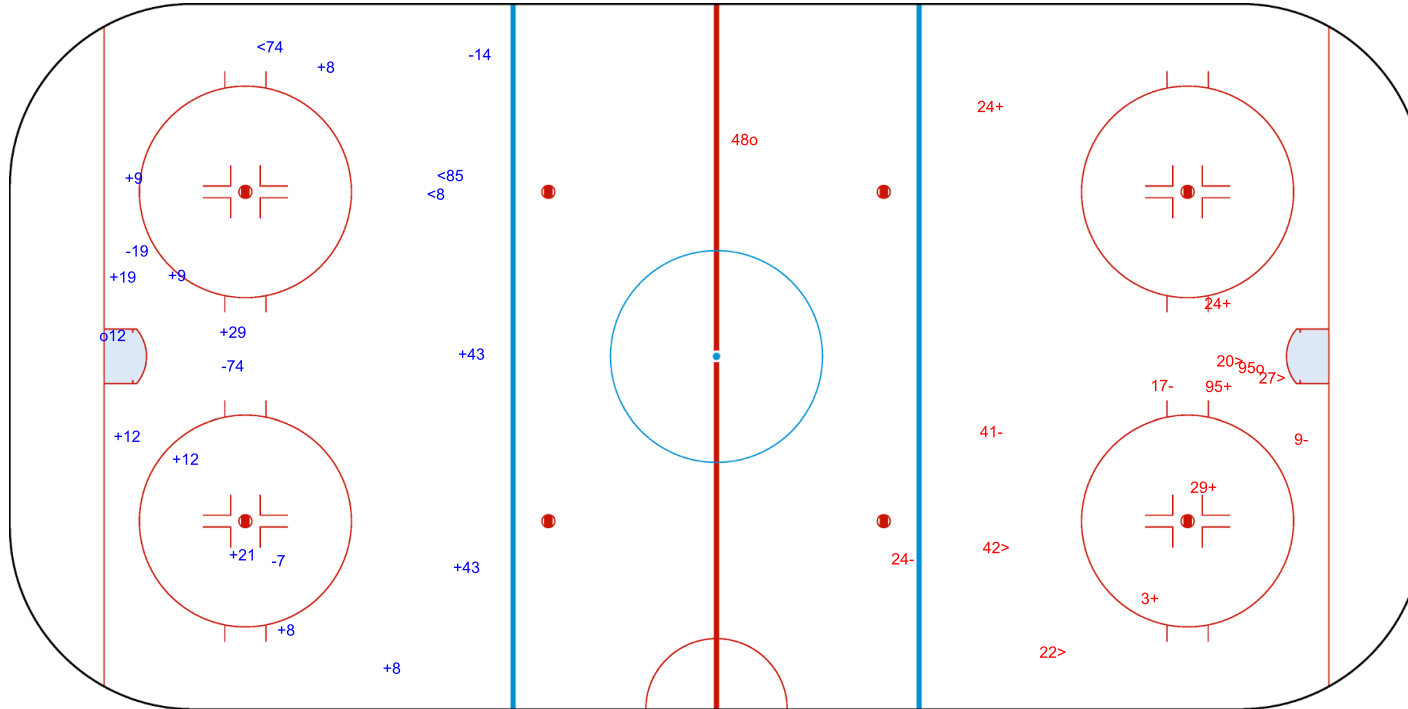


Shots by USA

Goal (o): 1      Save (+): 12  
Block (<): 3      Miss (-): 4

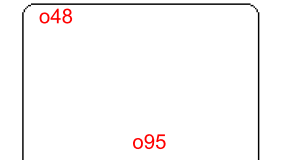


GK 30 of DEN



Shots by DEN

Goal (o): 2      Save (+): 5  
Block (>): 4      Miss (-): 4




GK 1 of USA



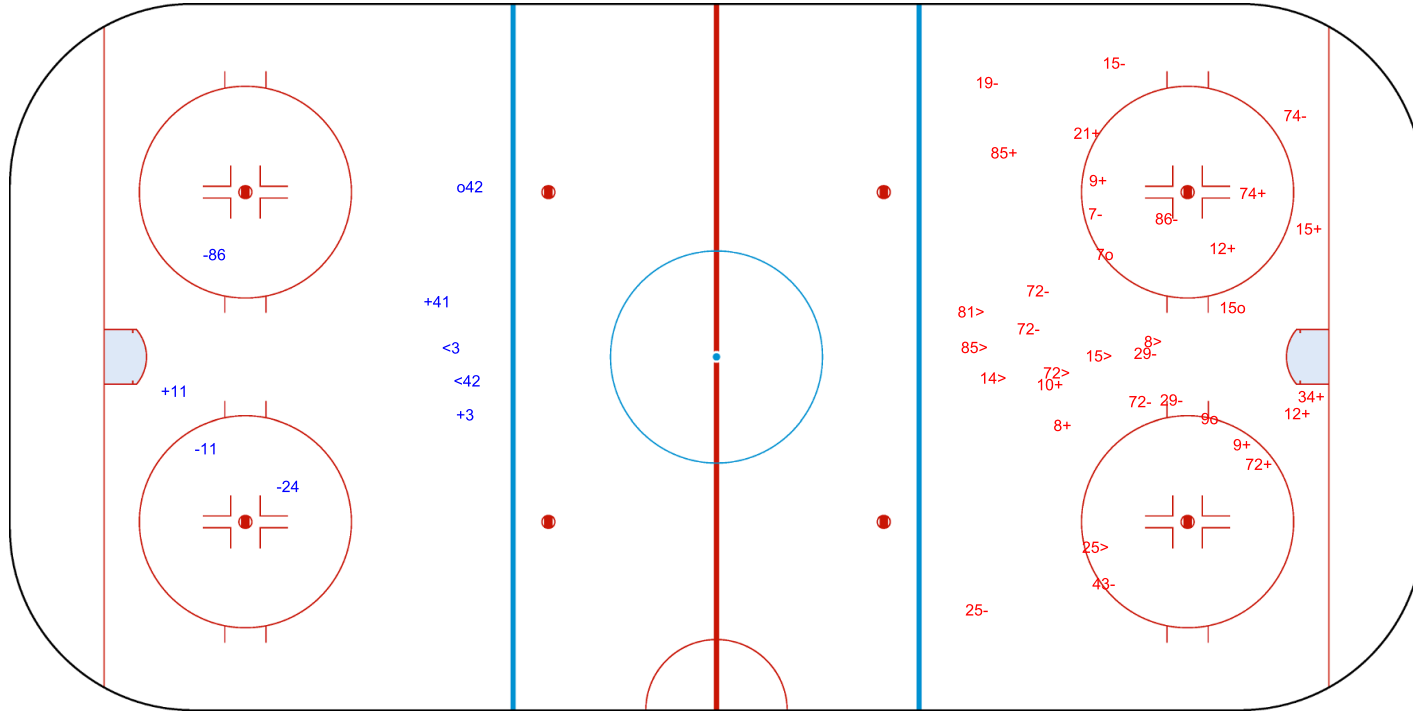
Shots by DEN

Goal (o): 1    Save (+): 3  
Block (<): 2    Miss (-): 3




GK 1 of USA

USA → 2nd Period ← DEN



Shots by USA

Goal (o): 3    Save (+): 12  
Block (>): 7    Miss (-): 12



GK 30 of DEN



Shots by USA  
Goal (o): 2    Save (+): 17  
Block (<): 12    Miss (-): 9

DEN → 3rd Period ← USA

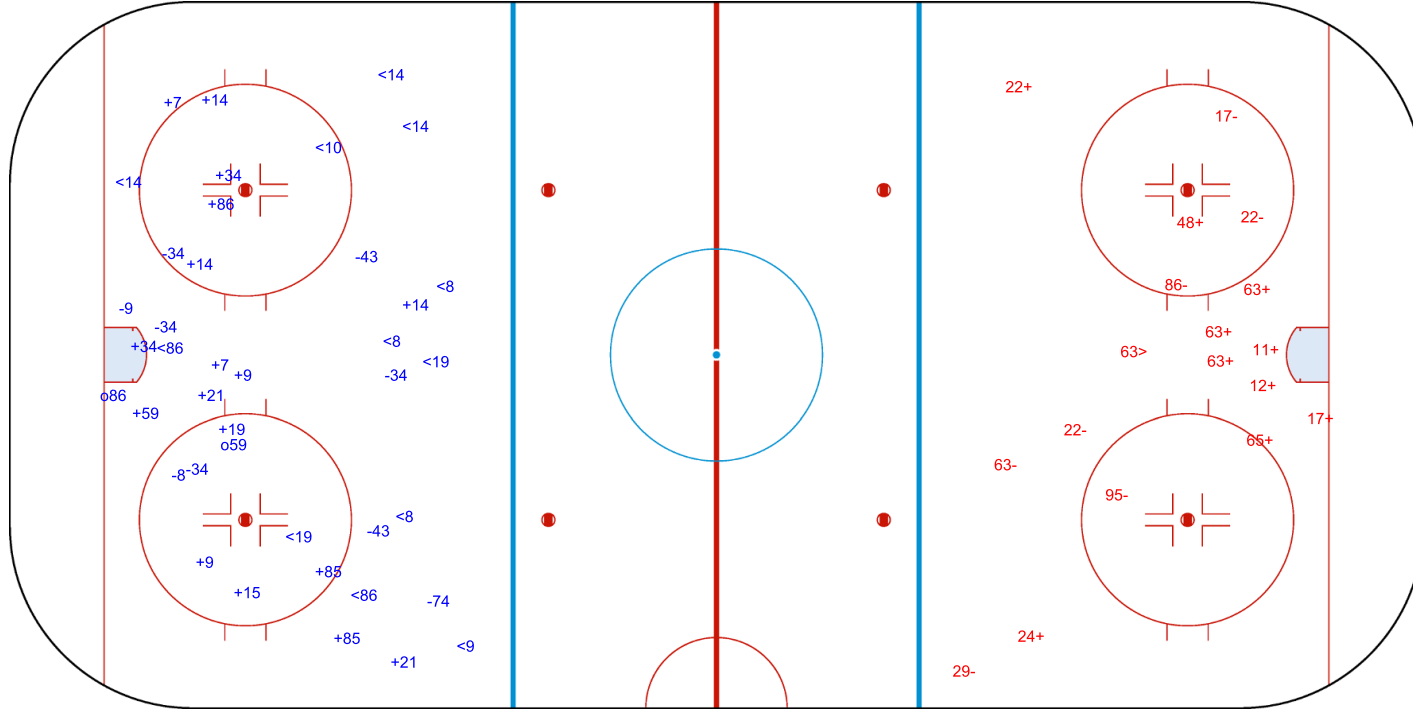
Shots by DEN  
Goal (o): 0    Save (+): 10  
Block (>): 1    Miss (-): 7



GK 30 of DEN



GK 80 of DEN



GK 1 of USA

Legend: GK Goalkeeper



### Face-off Chart

Tabella ingaggi / Statistiques des mises en jeu

#### USA - DEN

##### 1st PERIOD

	USA		DEN		USA		DEN		
	Def. zone	Att. zone	Neutral zone	Neutral zone	Att. zone	Def. zone	Def. zone	Att. zone	
	+ 9	- 11	+ 9	- 65	+ 9	- 65			
	+ 16	- 20	- 29	+ 20	+ 34	- 65			
	+ 16	- 20	+ 21	- 12	+ 21	- 20			
	+ 9	- 11	+ 29	- 20	+ 21	- 12			
	- 9	+ 11	- 9	+ 12	- 9	+ 20			
	+ 16	- 11	+ 29	- 65	- 34	+ 65			
	+ 16	- 11	- 9	+ 12	- 9	+ 20			
	+ 34	- 11							
Total wins / period	7 / 88%	1 / 12%	4 / 57%	3 / 43%	4 / 57%	3 / 43%	Total wins all zones		
							USA	DEN	
							15 / 68%	7 / 32%	

##### 2nd PERIOD

	USA		DEN		USA		DEN		
	Def. zone	Att. zone	Neutral zone	Neutral zone	Att. zone	Def. zone	Def. zone	Att. zone	
	+ 16	- 12	- 9	+ 65	+ 9	- 65			
	- 72	+ 20	+ 29	- 20	+ 34	- 65			
	+ 34	- 20	+ 21	- 20	+ 34	- 65			
	+ 16	- 11	- 29	+ 11	+ 7	- 11			
	- 16	+ 11	+ 9	- 11	+ 29	- 63			
			- 9	+ 11	+ 7	- 20			
					- 29	+ 12			
					+ 9	- 12			
					+ 9	- 20			
					+ 9	- 20			
					+ 34	- 65			
					- 29	+ 20			
Total wins / period	3 / 60%	2 / 40%	3 / 50%	3 / 50%	10 / 83%	2 / 17%	Total wins all zones		
							USA	DEN	
							16 / 70%	7 / 30%	

##### 3rd PERIOD

	USA		DEN		USA		DEN		
	Def. zone	Att. zone	Neutral zone	Neutral zone	Att. zone	Def. zone	Def. zone	Att. zone	
	+ 29	- 20	- 9	+ 65	- 34	+ 20			
	+ 16	- 12	- 21	+ 11	+ 7	- 20			
	+ 16	- 11	+ 9	- 12	+ 9	- 65			
	- 10	+ 63			+ 9	- 12			
	- 29	+ 20			- 7	+ 20			
	+ 34	- 65			+ 34	- 20			
	+ 10	- 63			- 9	+ 20			
					+ 34	- 12			
					+ 34	- 63			
					+ 21	- 11			
					+ 29	- 20			
					- 34	+ 20			
Total wins / period	5 / 71%	2 / 29%	1 / 33%	2 / 67%	8 / 67%	4 / 33%	Total wins all zones		
							USA	DEN	
							14 / 64%	8 / 36%	



TOTAL

Total wins / game	USA	DEN	USA	DEN	USA	DEN	Total wins all zones	
	Def. zone	Att. zone	Neutral zone		Att. zone	Def. zone	USA	DEN
	15 / 75%	5 / 25%	8 / 50%	8 / 50%	22 / 71%	9 / 29%	45 / 67%	22 / 33%

HEAD TO HEAD

	No.	DEN					Tot.	wins USA	Dz	Nz	Az
		11	12	20	63	65					
USA	7	1 - 0		2 - 1			4	3 75%			3 75%
	9	3 - 2	3 - 2	2 - 3		4 - 2	21	12 57%	2 67%	3 38%	7 70%
	10				1 - 1		2	1 50%	1 50%		
	16	4 - 1	2 - 0	2 - 0			9	8 89%	8 89%		
	21	1 - 1	2 - 0	2 - 0			6	5 83%		2 67%	3 100%
	29	0 - 1	0 - 1	4 - 3	1 - 0	1 - 0	11	6 55%	1 50%	3 60%	2 50%
	34	1 - 0	1 - 0	2 - 2	1 - 0	5 - 1	13	10 77%	3 100%		7 70%
	72			0 - 1			1	0 0%	0 0%		
<b>Tot.</b>		15	11	24	4	13	67	45 67%	15 75%	8 50%	22 71%
<b>wins DEN</b>		5 33%	3 27%	10 42%	1 25%	3 23%	22 33%				
<b>Dz</b>		0 0%	1 20%	7 50%	0 0%	1 13%	9 29%				
<b>Nz</b>		3 75%	2 50%	1 25%		2 50%	8 50%				
<b>Az</b>		2 22%	0 0%	2 33%	1 50%	0 0%	5 25%				

<b>Legend:</b>	<b>Att.</b> Attacking	<b>Az</b> Attacking zone	<b>Def.</b> Defending	<b>Dz</b> Defending zone
<b>No.</b> Jersey number	<b>Nz</b> Neutral zone	<b>Tot.</b> Total face-offs played		



## Line-Ups

Formazioni / Composition des équipes

### SUI - CZE

#### Referees

18 CAMPBELL Michael (CAN), 5 ROONEY Chris (USA)

#### Linespersons

66 HAUTAMAKI Onni (FIN), 60 SUCHANEK Libor (CZE)

#### Goalkeepers

Team: SUI

No.	Name
40	SCHMID Akira
63	GENONI Leonardo

Team: CZE

No.	Name
1	DOSTAL Lukas
80	VLADAR Daniel

#### Team Line-ups

Team: SUI (Red)

No.	Pos.	Name
86	D	MOSER Janis
90	D	JOSI Roman +C
13	F	HISCHIER Nico +A
23	F	KURASHEV Philipp
28	F	MEIER Timo
14	D	KUKAN Dean
71	D	SIEGENTHALER Jonas
22	F	NIEDERREITER Nino +A
44	F	SUTER Pius
85	F	ANDRIGHETTO Sven
45	D	FORA Michael
54	D	MARTI Christian
73	F	SCHMID Sandro
79	F	THURKAUF Calvin
88	F	BERTSCHY Christoph
56	D	BERNI Tim
8	F	KNAK Simon
9	F	RIAT Damien
17	F	JAGER Ken

Team: CZE (White)

No.	Pos.	Name
17	D	HRONEK Filip
51	D	SIMEK Radim
18	F	PALAT Ondrej
48	F	HERTL Tomas
88	F	PASTRNAK David +A
3	D	GUDAS Radko +A
6	D	KEMPNY Michal
14	F	CHLAPIK Filip
64	F	KAMPF David
98	F	NECAS Martin
7	D	SPACEK David
84	D	KUNDRATEK Tomas
10	F	CERVENKA Roman +C
23	F	SEDLAK Lukas
73	F	KASE Ondrej
26	D	TICHACEK Jiri
12	F	FAKSA Radek
19	F	FLEK Jakub
93	F	STRANSKY Matej
96	F	TOMASEK David

Head Coach: FISCHER Patrick

Head Coach: RULIK Radim

#### NOT DRESSED:

20	GK	BERRA Reto
21	F	FIALA Kevin
43	D	GLAUSER Andrea
62	F	MALGIN Denis

#### NOT DRESSED:

44	D	RUTTA Jan
50	GK	VEJMEJKA Karel
81	F	KUBALIK Dominik

#### Legend:

<b>+A</b>	Alternate Captain	<b>+C</b>	Captain	<b>D</b>	Defender	<b>F</b>	Forward
<b>No.</b>	Jersey number	<b>Pos.</b>	Position				



## Graphical Line-ups

Schema grafico formazioni / Alignments

### SUI - CZE

#### Referees

18 CAMPBELL Michael (CAN), 5 ROONEY Chris (USA)

#### Linespersons

66 HAUTAMAKI Onni (FIN), 60 SUCHANEK Libor (CZE)

Team: SUI - Switzerland (Red)

Head Coach: FISCHER Patrick

S1 63 GENONI Leonardo		
40 SCHMID Akira		
23 KURASHEV Philipp	13 HISCHIER Nico +A	28 MEIER Timo
90 JOSI Roman +C	86 MOSER Janis	
85 ANDRIGHETTO Sven	44 SUTER Pius	22 NIEDERREITER Nino +A
71 SIEGENTHALER Jonas	14 KUKAN Dean	
S4 73 SCHMID Sandro	S5 79 THURKAUF Calvin	S6 88 BERTSCHY Christoph
S3 54 MARTI Christian	S2 45 FORA Michael	
8 KNAK Simon	17 JAGER Ken	9 RIAT Damien
56 BERNI Tim		

Team: CZE - Czechia (White)

Head Coach: RULIK Radim

S1 1 DOSTAL Lukas		
80 VLADAR Daniel		
S4 18 PALAT Ondrej	S5 48 HERTL Tomas	S6 88 PASTRNAK David +A
S3 51 SIMEK Radim	S2 17 HRONEK Filip	
14 CHLAPIK Filip	64 KAMPF David	98 NECAS Martin
6 KEMPNY Michal	3 GUDAS Radko +A	
10 CERVENKA Roman +C	23 SEDLAK Lukas	73 KASE Ondrej
7 SPACEK David	84 KUNDRATEK Tomas	
19 FLEK Jakub	12 FAKSA Radek	93 STRANSKY Matej
26 TICHACEK Jiri		
96 TOMASEK David		

#### Legend:

+A Alternate Captain      +C Captain      Sn Starting position



SUN 15 FEB 2026

Start Time 12:10  
End Time 14:45

Preliminary round - Group A, Game 15

Turno preliminare - Gruppo A, Partita 15 / Tour préliminaire - Groupe A, Match 15

### Game Summary

Tabella riassuntiva partita / Resume du match

REVISED  
15 FEB 16:36

**SUI - CZE 4 - 3 (0 - 1, 2 - 0, 1 - 2, 1 - 0)**

Spectators	Referees	Linespersons
11263	18 CAMPBELL Michael (CAN) , 5 ROONEY Chris (USA)	66 HAUTAMAKI Onni (FIN) , 60 SUCHANEK Libor (CZE)

#### Team Statistics

Period	Score	SVS	SOG	PIM	TPP	PPG	SHG
1	0 : 1	7 : 9	9 : 8	4 : 0	0:00 : 4:00	0 : 0	0 : 0
2	2 : 0	10 : 8	10 : 10	2 : 6	4:25 : 2:00	1 : 0	0 : 0
3	1 : 2	10 : 8	9 : 12	2 : 0	0:00 : 2:00	0 : 0	0 : 0
OT	1 : 0	2 : 0	1 : 2	0 : 0	0:00 : 0:00	0 : 0	0 : 0
<b>Total</b>	<b>4 : 3</b>	<b>29 : 25</b>	<b>29 : 32</b>	<b>8 : 6</b>	<b>4:25 : 8:00</b>	<b>1 : 0</b>	<b>0 : 0</b>

#### 1st Period

Action	Time	ET/Res	Team	Type	No.	Name	(G)	Name of Assistant(s) / Action Description
GK	00:00		CZE		1	DOSTAL L		- Goalkeeper in
GK	00:00		SUI		63	GENONI L		- Goalkeeper in
Penalty	06:15	08:15	SUI	2 min.	9	RIAT D		- High Sticking
<b>Goal</b>	<b>15:19</b>	<b>0 : 1</b>	<b>CZE</b>	<b>EQ</b>	<b>14</b>	<b>CHLAPIK F</b>	(2)	98 NECAS M 64 KAMPF D On Ice SUI 63 22 44 85 86 90 CZE 1 6 14 17 64 98
Penalty	17:59	19:59	SUI	2 min.	71	SIEGENTHALER J		- Interference

#### 2nd Period

Action	Time	ET/Res	Team	Type	No.	Name	(G)	Name of Assistant(s) / Action Description
Penalty	21:46	23:46	CZE	2 min.	6	KEMPNY M		- Hooking
Penalty	29:48	31:48	CZE	2 min.	98	NECAS M		- Holding
Penalty	33:36	35:36	SUI	2 min.	71	SIEGENTHALER J		- Roughing
<b>Goal</b>	<b>36:53</b>	<b>1 : 1</b>	<b>SUI</b>	<b>EQ</b>	<b>90</b>	<b>JOSI R</b>	(1)	86 MOSER J 17 JAGER K On Ice SUI 63 17 23 28 86 90 CZE 1 3 14 51 93 98
Penalty	38:12	38:37	CZE	2 min.	10	CERVENKA R		- Tripping
<b>Goal</b>	<b>38:37</b>	<b>2 : 1</b>	<b>SUI</b>	<b>PP1</b>	<b>28</b>	<b>MEIER T</b>	(3)	90 JOSI R 13 HISCHIER N On Ice SUI 63 13 22 28 85 90 CZE 1 7 18 51 64 *

#### 3rd Period

Action	Time	ET/Res	Team	Type	No.	Name	(G)	Name of Assistant(s) / Action Description
<b>Goal</b>	<b>46:33</b>	<b>2 : 2</b>	<b>CZE</b>	<b>EQ</b>	<b>51</b>	<b>SIMEK R</b>	(1)	14 CHLAPIK F 98 NECAS M On Ice SUI 63 8 9 17 56 90 CZE 1 14 17 51 64 98
<b>Goal</b>	<b>48:07</b>	<b>3 : 2</b>	<b>SUI</b>	<b>EQ</b>	<b>44</b>	<b>SUTER P</b>	(2)	86 MOSER J 28 MEIER T On Ice SUI 63 28 44 71 85 86 CZE 1 7 19 73 84 96
Penalty	55:26	57:26	SUI	2 min.	45	FORA M		- Tripping
GK	56:49		CZE					1 DOSTAL L - Goalkeeper out
Time-out	56:54		CZE					
<b>Goal</b>	<b>57:54</b>	<b>3 : 3</b>	<b>CZE</b>	<b>EQ</b>	<b>98</b>	<b>NECAS M</b>	(2)	17 HRONEK F 88 PASTRNAK D On Ice SUI 63 9 17 44 71 86 CZE 10 17 23 64 88 98
GK	57:54		CZE		1	DOSTAL L		- Goalkeeper in

#### Overtime

Action	Time	ET/Res	Team	Type	No.	Name	(G)	Name of Assistant(s) / Action Description
<b>Goal</b>	<b>61:49</b>	<b>4 : 3</b>	<b>SUI</b>	<b>EQ</b>	<b>14</b>	<b>KUKAN D</b>	(1)	On Ice SUI 63 14 44 79 CZE 1 10 23 51
GK	61:49		SUI					63 GENONI L - Goalkeeper out
GK	61:49		CZE					1 DOSTAL L - Goalkeeper out

#### Goalkeeper Records

Team : SUI - Switzerland

No.	Name	SOG	SVS	MIP
63	GENONI Leonardo	32	29	61:49
40	SCHMID Akira			

Team : CZE - Czechia

No.	Name	SOG	SVS	MIP
1	DOSTAL Lukas	29	25	60:44
80	VLADAR Daniel			



Game Statistics

Team : SUI (Red)																							
Head Coach : FISCHER Patrick												Shots on Goal			Time on Ice								
No.	Pos.	Name	G	A	P	PIM	FO+	FO-	FO+/-	FO%	1	2	3	OT	TS	+/-	1	2	3	OT	TOT	SHF	AVG
13	F	HISCHIER Nico +A	0	1	1	0	5	11	-6	31.25	1	3	1	0	5	0	6:29	6:13	8:09	0:54	21:45	30	0:43
23	F	KURASHEV Philipp	0	0	0	0	1	0	1	100.00	1	0	0	0	1	+1	5:20	5:02	6:18	0:44	17:24	24	0:43
28	F	MEIER Timo	1	1	2	0	0	0	0	0.00	1	1	3	0	5	+2	5:15	7:25	6:38	0:51	20:09	25	0:48
86	D	MOSER Janis	0	2	2	0	0	0	0	0.00	2	0	0	0	2	0	7:39	3:58	6:37	0:46	19:00	26	0:43
90	D	JOSI Roman +C	1	1	2	0	0	0	0	0.00	0	3	0	0	3	-1	7:02	7:07	7:31	0:52	22:32	28	0:48
14	D	KUKAN Dean	1	0	1	0	0	0	0	0.00	1	0	0	1	2	+1	5:31	5:52	5:59	0:11	17:33	25	0:42
22	F	NIEDERREITER Nino +A	0	0	0	0	0	0	0	0.00	0	1	0	0	1	-1	3:54	5:53	1:39	0:00	11:26	16	0:42
44	F	SUTER Pius	1	0	1	0	3	7	-4	30.00	1	0	2	0	3	0	5:00	6:28	4:25	0:11	16:04	28	0:34
71	D	SIEGENTHALER Jonas	0	0	0	4	0	0	0	0.00	0	0	0	0	0	0	6:13	4:07	7:44	0:00	18:04	23	0:47
85	F	ANDRIGHETTO Sven	0	0	0	0	0	0	0	0.00	0	1	2	0	3	0	4:18	6:07	3:31	0:47	14:43	23	0:38
45	D	FORA Michael	0	0	0	2	0	0	0	0.00	0	0	0	0	0	0	6:07	6:49	4:50	0:00	17:46	25	0:42
54	D	MARTI Christian	0	0	0	0	0	0	0	0.00	0	0	0	0	0	0	7:28	6:06	7:08	0:00	20:42	28	0:44
73	F	SCHMID Sandro	0	0	0	0	0	0	0	0.00	0	0	0	0	0	0	4:17	3:11	3:27	0:00	10:55	18	0:36
79	F	THURKAUF Calvin	0	0	0	0	9	4	5	69.23	1	0	0	0	1	+1	4:30	4:03	6:20	0:11	15:04	24	0:37
88	F	BERTSCHY Christoph	0	0	0	0	0	2	-2	0.00	0	0	0	0	0	0	4:42	4:20	2:50	0:00	11:52	21	0:33
8	F	KNACK Simon	0	0	0	0	0	0	0	0.00	1	0	1	0	2	-1	3:30	4:15	4:16	0:00	12:01	21	0:34
9	F	RIAT Damien	0	0	0	2	0	0	0	0.00	0	0	0	0	0	-2	3:37	4:41	4:44	0:00	13:02	23	0:34
17	F	JAGER Ken	0	1	1	0	9	8	1	52.94	0	1	0	0	1	-1	5:06	4:42	5:40	0:00	15:28	25	0:37
56	D	BERNI Tim	0	0	0	0	0	0	0	0.00	0	0	0	0	0	-1	0:00	1:39	0:13	0:00	1:52	3	0:37
40	GK	SCHMID Akira	0	0	0	0					0	0	0	0	0								
63	GK	GENONI Leonardo	0	0	0	0					0	0	0	0	0								
<b>Total</b>			<b>4</b>	<b>6</b>	<b>10</b>	<b>8</b>	<b>27</b>	<b>32</b>	<b>-5</b>	<b>45.76</b>	<b>9</b>	<b>10</b>	<b>9</b>	<b>1</b>	<b>29</b>								

Team : CZE (White)																							
Head Coach : RULIK Radim												Shots on Goal			Time on Ice								
No.	Pos.	Name	G	A	P	PIM	FO+	FO-	FO+/-	FO%	1	2	3	OT	TS	+/-	1	2	3	OT	TOT	SHF	AVG
17	D	HRONEK Filip	0	1	1	0	0	0	0	0.00	0	0	1	0	1	+3	7:59	8:07	9:17	0:51	26:14	30	0:52
18	F	PALAT Ondrej	0	0	0	0	0	0	0	0.00	1	0	0	0	1	0	7:22	6:50	6:40	0:00	20:52	25	0:50
48	F	HERTL Tomas	0	0	0	0	10	11	-1	47.62	0	1	0	0	1	0	8:03	5:58	7:48	0:52	22:41	24	0:56
51	D	SIMEK Radim	1	0	1	0	0	0	0	0.00	0	0	1	0	1	-1	4:59	7:34	5:30	0:08	18:11	27	0:40
88	F	PASTRNAK David +A	0	1	1	0	0	0	0	0.00	2	1	2	1	6	+1	8:02	6:21	8:24	0:51	23:38	25	0:56
3	D	GUDAS Radko +A	0	0	0	0	0	0	0	0.00	0	0	1	0	1	-1	4:38	4:22	7:20	0:00	16:20	20	0:49
6	D	KEMPNY Michal	0	0	0	2	0	0	0	0.00	1	0	0	0	1	+1	5:11	6:48	7:23	0:53	20:15	27	0:45
14	F	CHLAPIK Filip	1	1	2	0	0	0	0	0.00	2	1	1	0	4	+1	2:45	3:43	5:09	0:00	11:37	20	0:34
64	F	KAMPF David	0	1	1	0	6	8	-2	42.86	0	1	0	0	1	+3	3:01	6:19	5:21	0:21	15:02	26	0:34
98	F	NECAS Martin	1	2	3	2	0	0	0	0.00	0	2	4	1	7	+2	6:33	6:27	6:39	1:15	20:54	23	0:54
7	D	SPACEK David	0	0	0	0	0	0	0	0.00	0	0	0	0	0	-1	5:52	3:18	4:05	0:00	13:15	19	0:41
10	F	CERVENKA Roman +C	0	0	0	2	0	0	0	0.00	1	1	1	0	3	0	5:54	3:03	6:41	0:08	15:46	22	0:43
23	F	SEDLAK Lukas	0	0	0	0	9	6	3	60.00	1	0	0	0	1	0	4:52	3:31	5:08	0:08	13:39	22	0:37
73	F	KASE Ondrej	0	0	0	0	0	0	0	0.00	0	1	0	0	1	-1	4:57	4:25	3:20	0:00	12:42	19	0:40
84	D	KUNDRATEK Tomas	0	0	0	0	0	0	0	0.00	0	1	0	0	1	-1	4:33	3:28	2:17	0:00	10:18	13	0:47
12	F	FAKSA Radek	0	0	0	0	6	1	5	85.71	0	0	0	0	0	0	4:25	4:07	0:19	0:00	8:51	13	0:40
19	F	FLEK Jakub	0	0	0	0	0	0	0	0.00	0	0	0	0	0	-1	3:40	2:01	2:18	0:00	7:59	12	0:39
26	D	TICHACEK Jiri	0	0	0	0	0	0	0	0.00	0	0	1	0	1	0	2:48	4:25	1:40	0:00	8:53	11	0:48
93	F	STRANSKY Matej	0	0	0	0	0	0	0	0.00	0	1	0	0	1	-1	4:26	4:43	4:15	0:00	13:24	20	0:40
96	F	TOMASEK David	0	0	0	0	1	1	0	50.00	0	0	0	0	0	-1	0:00	0:00	1:54	0:00	1:54	3	0:38
1	GK	DOSTAL Lukas	0	0	0	0					0	0	0	0	0								
80	GK	VLADAR Daniel	0	0	0	0					0	0	0	0	0								
<b>Total</b>			<b>3</b>	<b>6</b>	<b>9</b>	<b>6</b>	<b>32</b>	<b>27</b>	<b>5</b>	<b>54.24</b>	<b>8</b>	<b>10</b>	<b>12</b>	<b>2</b>	<b>32</b>								



Group A

R	Team	GP	W	OTW	OTL	L	GDF	GF : GA	PTS
1	CAN	2	2	0	0	0	+9	10 : 1	6
2	SUI	3	1	1	0	1	+1	9 : 8	5
3	CZE	3	1	0	1	1	-3	9 : 12	4
4	FRA	2	0	0	0	2	-7	3 : 10	0

	CAN	CZE	FRA	SUI
CAN		5:0	SUN 15 FEB 16:40	5:1
CZE	0:5		6:3	3:4
FRA	SUN 15 FEB 16:40	3:6		0:4
SUI	1:5	4:3	4:0	

Legend:

<b>(G)</b> Goals in tournament	<b>*</b> Does not count for Plus/minus	<b>+/-</b> Plus/minus net	<b>+A</b> Alternate Captain
<b>+C</b> Captain	<b>A</b> Assists	<b>AVG</b> Average time on ice / shift	<b>D</b> Defender
<b>EA</b> Extra attacker	<b>EQ</b> Equal strength	<b>ET/Res</b> Penalty end time/Result of game	<b>F</b> Forward
<b>FO%</b> % Face-offs won	<b>FO+</b> Face-offs won	<b>FO-</b> Face-offs lost	<b>FO+/-</b> Face-offs net
<b>G</b> Goals	<b>GA</b> Goals against	<b>GDF</b> Goal difference	<b>GF</b> Goals for
<b>GK</b> Goalkeeper	<b>GP</b> Games played	<b>L</b> Losses	<b>MIP</b> Minutes in play (GK)
<b>No.</b> Jersey number	<b>OT</b> Overtime	<b>OTL</b> Overtime losses	<b>OTW</b> Overtime wins
<b>P</b> Points	<b>PIM</b> Penalties in minutes	<b>Pos.</b> Position	<b>PP1</b> Power play - 1 player
<b>PPG</b> Power play goals	<b>PTS</b> Points	<b>R</b> Rank	<b>SHF</b> Number of shifts
<b>SHG</b> Shorthanded goals	<b>SOG</b> Shots on goal	<b>SVS</b> Saves	<b>TOT</b> Total
<b>TPP</b> Time on power play	<b>TS</b> Total shots	<b>W</b> Wins	

REVISED

Revised to update Time on Ice statistics in Overtime.



Shot Chart

Tabella azioni di tiro / Analyse des tirs

SUI - CZE



1st Period



Shots by SUI

Goal (o): 0

Block (<): 4

Save (+): 9

Miss (-): 3



GK 1 of CZE

Shots by CZE

Goal (o): 1

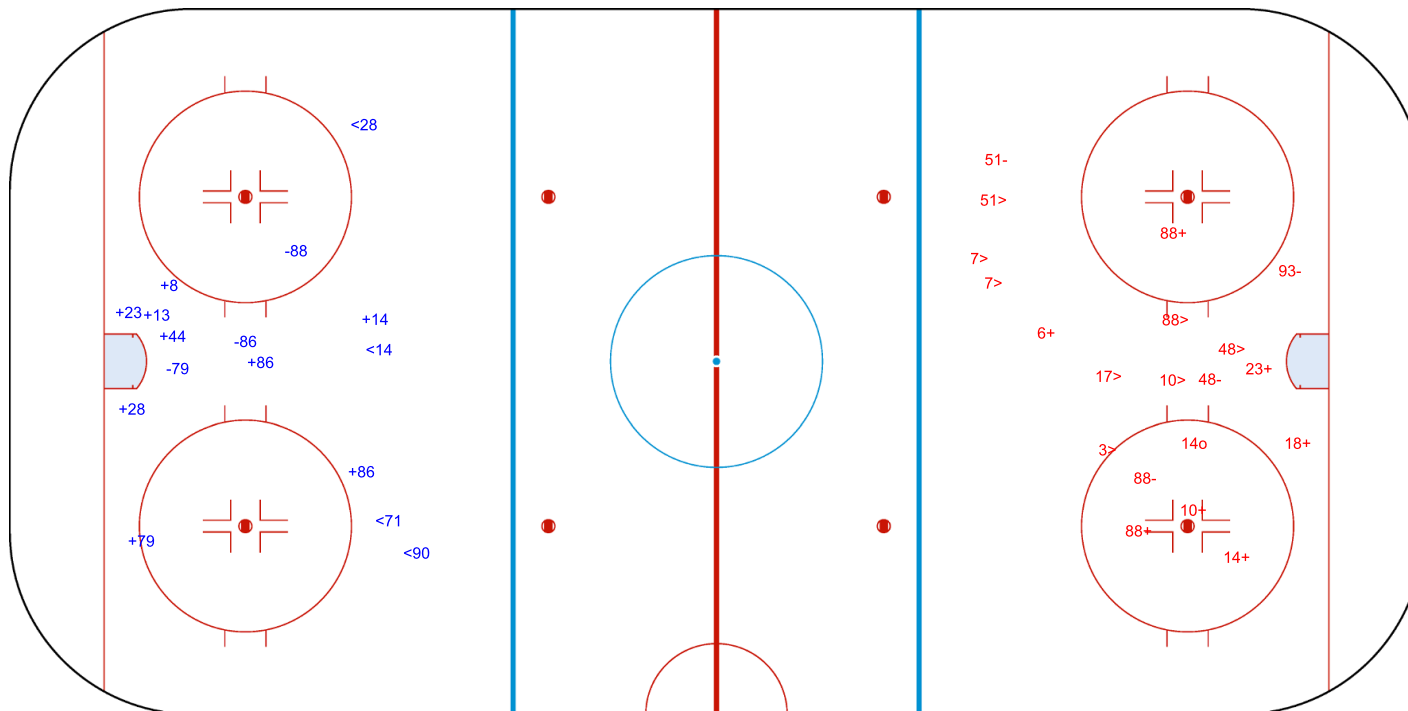
Block (>): 8

Save (+): 7

Miss (-): 4



GK 63 of SUI





Shots by CZE  
Goal (o): 0  
Block (<): 4  
Save (+): 10  
Miss (-): 1




GK 63 of SUI



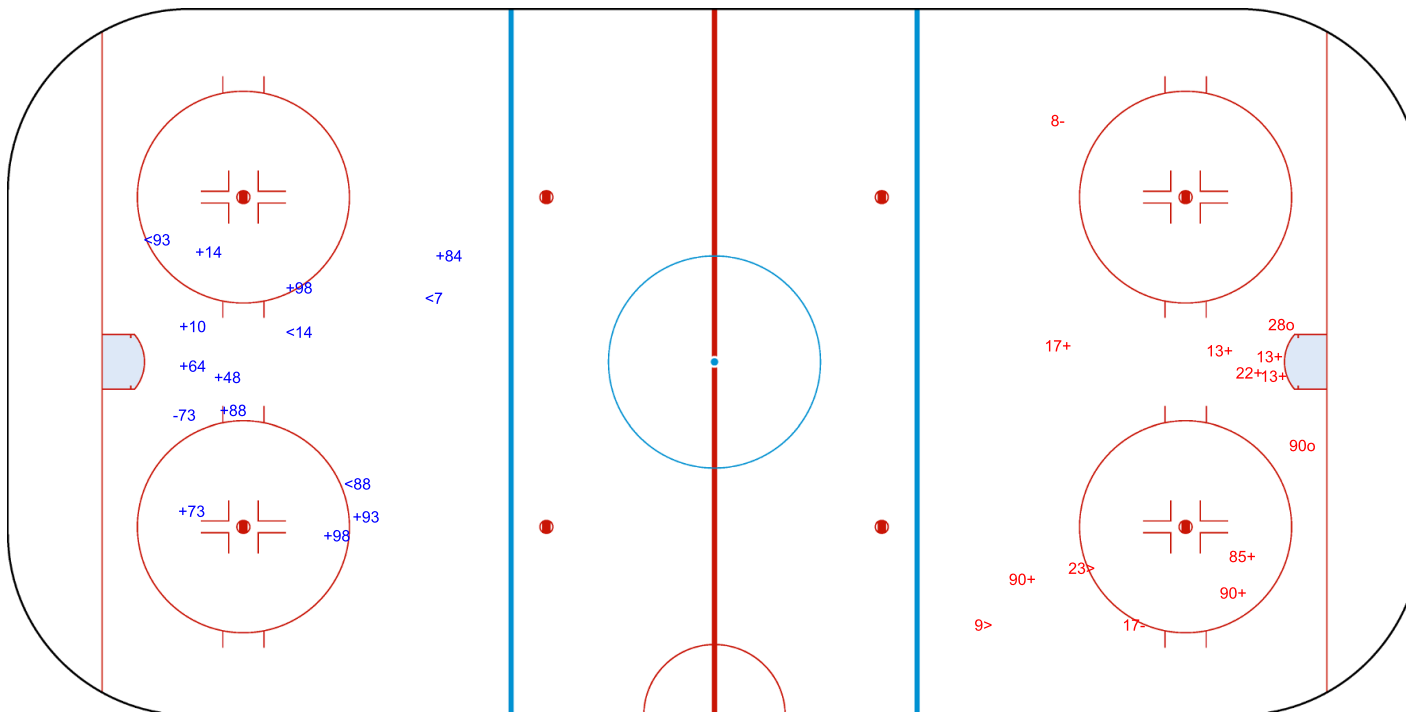
2nd Period



Shots by SUI  
Goal (o): 2  
Block (>): 2  
Save (+): 8  
Miss (-): 2



GK 1 of CZE



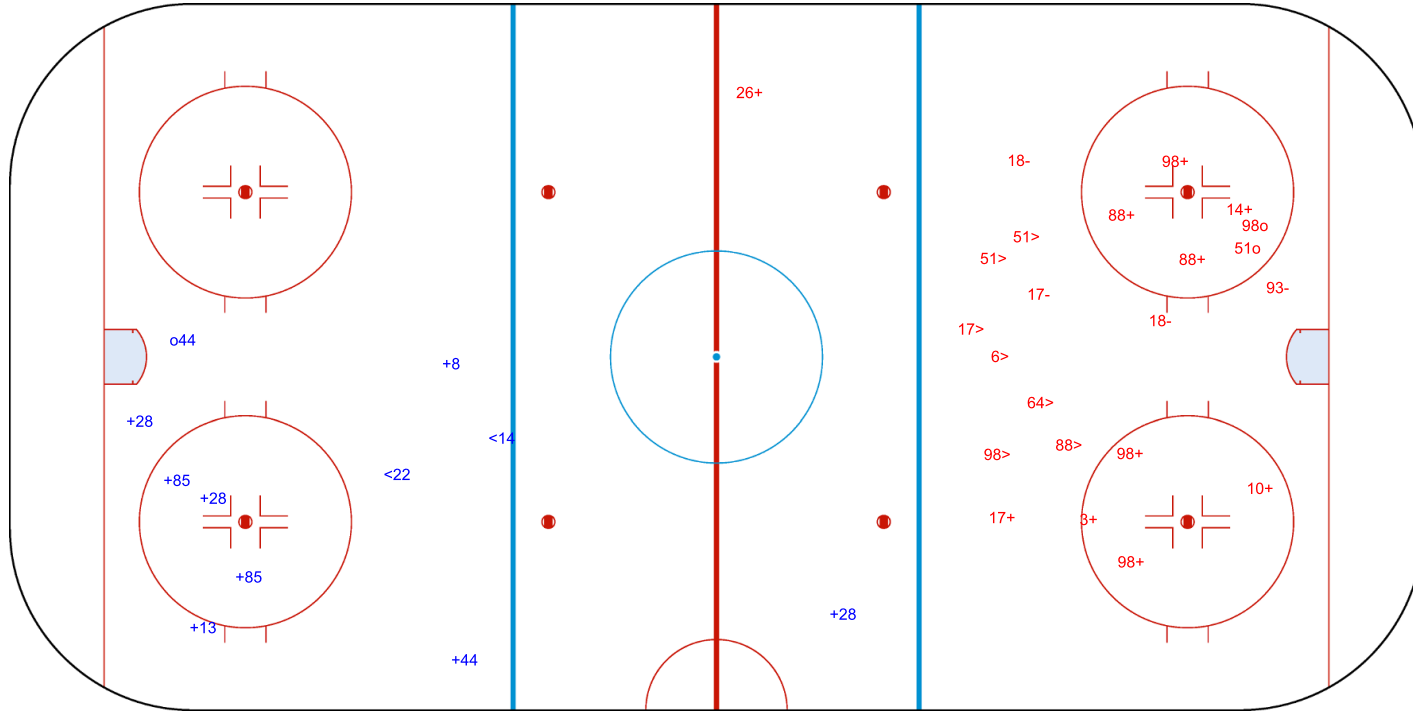


Shots by SUI  
Goal (o): 1  
Block (<): 2  
Save (+): 8  
Miss (-): 0

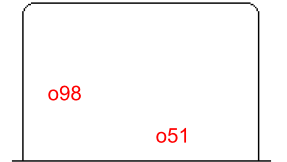


GK 1 of CZE

CZE → 3rd Period ← SUI




Shots by CZE  
Goal (o): 2  
Block (>): 7  
Save (+): 10  
Miss (-): 4



GK 63 of SUI



Shots by SUI  
Goal (o): 1  
Block (<): 0  
Save (+): 0  
Miss (-): 0



GK 1 of CZE



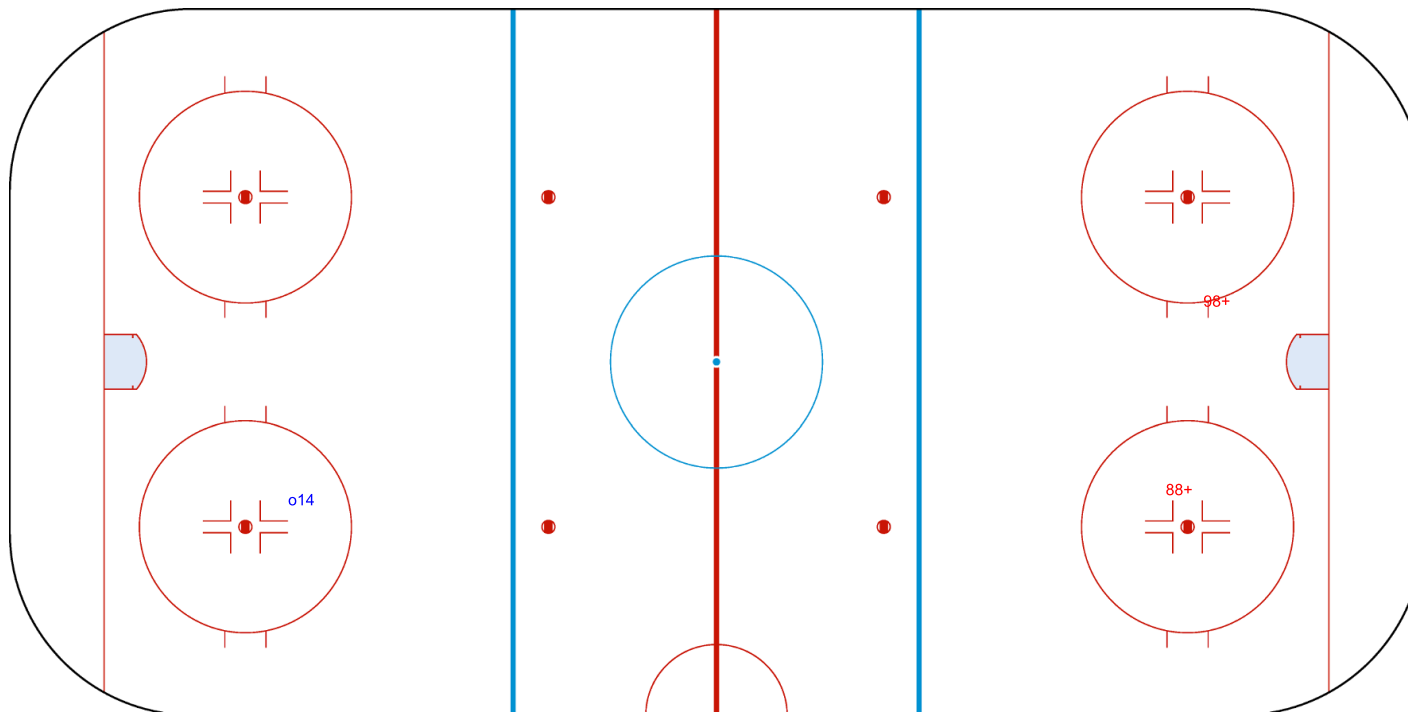
Overtime



Shots by CZE  
Goal (o): 0  
Block (>): 0  
Save (+): 2  
Miss (-): 0



GK 63 of SUI



Legend: GK Goalkeeper



### Face-off Chart

Tabella ingaggi / Statistiques des mises en jeu

#### SUI - CZE

##### 1st PERIOD

	SUI	CZE	Neutral zone		SUI	CZE	Total wins all zones				
	Def. zone	Att. zone	SUI	CZE	Att. zone	Def. zone					
	+ 79	- 64	- 79	+ 48	+ 13	- 23	<table border="1"> <thead> <tr> <th>SUI</th> <th>CZE</th> </tr> </thead> <tbody> <tr> <td>8 / 42%</td> <td>11 / 58%</td> </tr> </tbody> </table>	SUI	CZE	8 / 42%	11 / 58%
SUI	CZE										
8 / 42%	11 / 58%										
	- 13	+ 23	+ 79	- 23	- 13	+ 64					
	- 17	+ 48	+ 79	- 64	- 13	+ 23					
	+ 44	- 48	- 79	+ 23	- 17	+ 12					
	- 17	+ 12	+ 79	- 23							
	- 44	+ 48									
	+ 44	- 48									
	- 17	+ 23									
	- 13	+ 48									
	+ 13	- 23									
Total wins / period	4 / 40%	6 / 60%	3 / 60%	2 / 40%	1 / 25%	3 / 75%					

##### 2nd PERIOD

	SUI	CZE	Neutral zone		SUI	CZE	Total wins all zones				
	Def. zone	Att. zone	SUI	CZE	Att. zone	Def. zone					
	+ 79	- 12	+ 17	- 64	- 13	+ 12	<table border="1"> <thead> <tr> <th>SUI</th> <th>CZE</th> </tr> </thead> <tbody> <tr> <td>9 / 43%</td> <td>12 / 57%</td> </tr> </tbody> </table>	SUI	CZE	9 / 43%	12 / 57%
SUI	CZE										
9 / 43%	12 / 57%										
	- 88	+ 23	+ 13	- 48	- 44	+ 64					
	- 44	+ 64	- 79	+ 12	- 13	+ 23					
	+ 17	- 48	+ 17	- 48	- 44	+ 12					
	- 88	+ 23	- 17	+ 48	+ 13	- 64					
	- 17	+ 48	- 44	+ 48							
	+ 17	- 48	+ 17	- 64							
	- 13	+ 12	+ 17	- 48							
Total wins / period	3 / 38%	5 / 62%	5 / 63%	3 / 37%	1 / 20%	4 / 80%					

##### 3rd PERIOD

	SUI	CZE	Neutral zone		SUI	CZE	Total wins all zones				
	Def. zone	Att. zone	SUI	CZE	Att. zone	Def. zone					
	+ 79	- 64	- 17	+ 64	- 44	+ 23	<table border="1"> <thead> <tr> <th>SUI</th> <th>CZE</th> </tr> </thead> <tbody> <tr> <td>10 / 56%</td> <td>8 / 44%</td> </tr> </tbody> </table>	SUI	CZE	10 / 56%	8 / 44%
SUI	CZE										
10 / 56%	8 / 44%										
	+ 79	- 48	+ 79	- 48	- 13	+ 96					
	+ 17	- 64	- 79	+ 48	+ 44	- 23					
	- 17	+ 48	+ 17	- 64	+ 13	- 96					
	+ 79	- 48	- 13	+ 64							
			+ 17	- 23							
			- 13	+ 48							
			+ 23	- 48							
			- 44	+ 23							
Total wins / period	4 / 80%	1 / 20%	4 / 44%	5 / 56%	2 / 50%	2 / 50%					



OVERTIME

SUI	CZE	SUI	CZE	SUI	CZE	Total wins all zones	
						SUI	CZE
Def. zone	Att. zone	Neutral zone		Att. zone	Def. zone	0 / 0%	1 / 100%
		- 13	+ 64				
Total wins / period		0 / 0%	1 / 100%				

TOTAL

SUI	CZE	SUI	CZE	SUI	CZE	Total wins all zones	
						SUI	CZE
Def. zone	Att. zone	Neutral zone		Att. zone	Def. zone	27 / 46%	32 / 54%
		12 / 52%	11 / 48%	4 / 31%	9 / 69%		
Total wins / game		11 / 48%	12 / 52%				

HEAD TO HEAD

No.	CZE					Tot.	wins SUI	Dz	Nz	Az
	12	23	48	64	96					
13	0 - 2	2 - 3	1 - 2	1 - 3	1 - 1	16	5 31%	1 25%	1 25%	3 38%
17	0 - 2	1 - 1	4 - 4	4 - 1		17	9 53%	3 38%	6 75%	0 0%
23			1 - 0			1	1 100%		1 100%	
44	0 - 1	1 - 2	2 - 2	0 - 2		10	3 30%	2 50%	0 0%	1 25%
79	1 - 1	2 - 1	3 - 2	3 - 0		13	9 69%	5 100%	4 50%	
88		0 - 2				2	0 0%	0 0%		
<b>Tot.</b>	7	15	21	14	2	59	27 46%	11 48%	12 52%	4 31%
<b>wins CZE</b>	6 86%	9 60%	10 48%	6 43%	1 50%	32 54%				
<b>Dz</b>	3 100%	3 60%		2 67%	1 50%	9 69%				
<b>Nz</b>	1 100%	2 40%	5 50%	3 43%		11 48%				
<b>Az</b>	2 67%	4 80%	5 45%	1 25%		12 52%				

**Legend:**

<b>Att.</b> Attacking	<b>Az</b> Attacking zone	<b>Def.</b> Defending	<b>Dz</b> Defending zone
<b>No.</b> Jersey number	<b>Nz</b> Neutral zone	<b>Tot.</b> Total face-offs played	



## Line-Ups

Formazioni / Composition des équipes

### CAN - FRA

#### Referees

7 HOLM Christoffer (SWE), 10 REHMAN Kyle (USA)

#### Linespersons

81 DAISY Ryan (USA), 64 HYNEK Daniel (CZE)

#### Goalkeepers

Team: CAN

No.	Name
48	THOMPSON Logan
50	BINNINGTON Jordan

Team: FRA

No.	Name
30	KELLER Antoine
33	JUNCA Julian

#### Team Line-ups

Team: CAN (Red)

No.	Pos.	Name
7	D	TOEWS Devon
8	D	MAKAR Cale +A
17	F	CELEBRINI Macklin
43	F	WILSON Tom
97	F	McDAVID Connor +A
20	D	HARLEY Thomas
55	D	PARAYKO Colton
10	F	SUZUKI Nick
29	F	MacKINNON Nathan
38	F	HAGEL Brandon
6	D	SANHEIM Travis
89	D	DOUGHTY Drew
61	F	STONE Mark
87	F	CROSBY Sidney +C
93	F	MARNER Mitch
27	D	THEODORE Shea
9	F	BENNETT Sam
13	F	REINHART Sam
24	F	JARVIS Seth
14	F	HORVAT Bo

Head Coach: COOPER Jon

#### NOT DRESSED:

35 GK KUEMPER Darcy  
44 D MORRISSEY Josh  
63 F MARCHAND Brad

Team: FRA (White)

No.	Pos.	Name
8	D	GALLET Hugo
27	D	BOSCQ Jules
14	F	da COSTA Stephane +A
41	F	BELLEMARE Pierre-Edouard +C
81	F	RECH Anthony
5	D	GUEBEY Enzo
18	D	AUVITU Yohann +A
3	F	BERTRAND Charles
29	F	BOUDON Louis
85	F	TEXIER Alexandre
7	D	CRINON Pierre
74	D	THIRY Thomas
25	F	RITZ Nicolas
72	F	PERRET Jordann
78	F	FABRE Dylan
62	D	CHAKIACHVILI Florian
24	F	ADDAMO Justin
77	F	TREILLE Sacha
91	F	DOUAY Florian
95	F	BOZON Kevin

Head Coach: TREILLE Yorick

#### NOT DRESSED:

19 D CANTAGALLO Enzo  
36 GK NECKAR Martin  
90 F DAIR Aurelien

Legend:					
+A	Alternate Captain	+C	Captain	D	Defender
No.	Jersey number	Pos.	Position	F	Forward



## Graphical Line-ups

Schema grafico formazioni / Alignments

### CAN - FRA

#### Referees

7 HOLM Christoffer (SWE), 10 REHMAN Kyle (USA)

#### Linespersons

81 DAISY Ryan (USA), 64 HYNEK Daniel (CZE)

Team: CAN - Canada (Red)

Head Coach: COOPER Jon

S1 50 BINNINGTON Jordan		
48 THOMPSON Logan		
S4 17 CELEBRINI Macklin	S6 97 McDAVID Connor +A	S5 43 WILSON Tom
S2 7 TOEWS Devon	S3 8 MAKAR Cale +A	
38 HAGEL Brandon	29 MacKINNON Nathan	10 SUZUKI Nick
20 HARLEY Thomas		55 PARAYKO Colton
93 MARNER Mitch	87 CROSBY Sidney +C	61 STONE Mark
6 SANHEIM Travis		89 DOUGHTY Drew
24 JARVIS Seth	9 BENNETT Sam	13 REINHART Sam
		27 THEODORE Shea
		14 HORVAT Bo

Team: FRA - France (White)

Head Coach: TREILLE Yorick

S1 33 JUNCA Julian		
30 KELLER Antoine		
81 RECH Anthony	41 BELLEMARE Pierre-Edouard +C	14 da COSTA Stephane +A
S3 27 BOSCOQ Jules	S2 8 GALLET Hugo	
S6 85 TEXIER Alexandre	S5 29 BOUDON Louis	S4 3 BERTRAND Charles
18 AUVITU Yohann +A		5 GUEBEY Enzo
72 PERRET Jordann	25 RITZ Nicolas	78 FABRE Dylan
7 CRINON Pierre		74 THIRY Thomas
77 TREILLE Sacha	24 ADDAMO Justin	91 DOUAY Floran
62 CHAKIACHVILI Florian		
95 BOZON Kevin		

#### Legend:

+A Alternate Captain

+C Captain

Sn

Starting position



## Game Summary

Tabella riassuntiva partita / Resume du match

**CAN - FRA 10 - 2 (3 - 1 , 3 - 0 , 4 - 1)**

Spectators	Referees	Linespersons
11498	7 HOLM Christoffer (SWE) , 10 REHMAN Kyle (USA)	81 DAISY Ryan (USA) , 64 HYNEK Daniel (CZE)

### Team Statistics

Period	Score	SVS	SOG	PIM	TPP	PPG	SHG
1	3 : 1	5 : 14	17 : 6	2 : 2	2:00 : 1:11	0 : 0	1 : 0
2	3 : 0	1 : 13	16 : 1	0 : 4	2:16 : 0:49	1 : 0	0 : 0
3	4 : 1	6 : 9	13 : 7	31 : 29	0:25 : 4:00	1 : 0	0 : 0
<b>Total</b>	<b>10 : 2</b>	<b>12 : 36</b>	<b>46 : 14</b>	<b>33 : 35</b>	<b>4:41 : 6:00</b>	<b>2 : 0</b>	<b>1 : 0</b>

### 1st Period

Action	Time	ET/Res	Team	Type	No.	Name	(G)	Name of Assistant(s) / Action Description
GK	00:00		FRA		33	JUNCA J		- Goalkeeper in
GK	00:00		CAN		50	BINNINGTON J		- Goalkeeper in
Penalty	06:12	08:12	FRA	2 min.	7	CRINON P		- Holding
Goal	08:41	1 : 0	CAN	EQ	43	WILSON T	(1)	89 DOUGHTY D On Ice CAN 50 6 17 43 89 97 97 McDAVID C FRA 33 5 14 18 72 78
Goal	08:54	1 : 1	FRA	EQ	91	DOUAY F	(1)	24 ADDAMO J On Ice CAN 50 10 20 29 38 55 FRA 33 24 62 74 77 91
Goal	09:33	2 : 1	CAN	EQ	7	TOEWS D	(1)	87 CROSBY S On Ice CAN 50 7 27 61 87 93 93 MARNER M FRA 33 3 8 29 74 85
Penalty	18:49	20:49	CAN	2 min.	6	SANHEIM T		- Holding
Goal	19:56	3 : 1	CAN	SH1	61	STONE M	(2)	On Ice CAN 50 7 8 61 93 FRA 33 14 18 41 77 85

### 2nd Period

Action	Time	ET/Res	Team	Type	No.	Name	(G)	Name of Assistant(s) / Action Description
Penalty	25:37	27:37	FRA	2 min.	95	BOZON K		- Hooking
Penalty	31:54	32:10	FRA	2 min.	18	AUVITU Y		- Interference
Goal	32:10	4 : 1	CAN	PP1	8	MAKAR C	(1)	97 McDAVID C On Ice CAN 50 8 13 29 87 97 87 CROSBY S FRA 33 8 27 29 85 *
Penalty	37:16		FRA	PS	62	CHAKIACHVILI F		- Hooking
Goal	37:16	5 : 1	CAN	PS	17	CELEBRINI M	(3)	On Ice CAN 17 FRA 33
Goal	37:35	6 : 1	CAN	EQ	87	CROSBY S	(2)	61 STONE M On Ice CAN 50 7 8 61 87 93 FRA 33 29 62 74 78 85

### 3rd Period

Action	Time	ET/Res	Team	Type	No.	Name	(G)	Name of Assistant(s) / Action Description
GK	40:00		FRA		30	KELLER A		- Goalkeeper in
Goal	40:20	7 : 1	CAN	EQ	97	McDAVID C	(2)	17 CELEBRINI M On Ice CAN 50 7 8 17 43 97 43 WILSON T FRA 30 8 27 29 78 85
Goal	41:28	7 : 2	FRA	EQ	77	TREILLE S	(1)	24 ADDAMO J On Ice CAN 50 20 43 61 87 89 7 CRINON P FRA 30 7 24 62 77 91
Goal	45:14	8 : 2	CAN	EQ	14	HORVAT B	(2)	13 REINHART S On Ice CAN 50 6 9 13 14 27 9 BENNETT S FRA 30 3 25 62 74 95
Goal	50:46	9 : 2	CAN	EQ	38	HAGEL B	(1)	29 MacKINNON N On Ice CAN 50 6 10 29 38 89 27 THEODORE S FRA 30 7 27 29 78 85
Penalty	51:22	51:47	FRA	2 min.	7	CRINON P		- Interference
Goal	51:47	10 : 2	CAN	PP1	17	CELEBRINI M	(4)	61 STONE M On Ice CAN 50 14 17 27 61 93 93 MARNER M FRA 30 5 18 41 85 *
Penalty	53:01	55:01	CAN	2 min.	43	WILSON T		- Roughing
Penalty	53:01	55:01	FRA	2 min.	7	CRINON P		- Roughing
Penalty	53:01	58:01	FRA	5 min.	7	CRINON P		- Fighting
Penalty	53:01	60:00	FRA	20 min.	7	CRINON P		- Game Misconduct Penalty
Penalty	53:01	58:01	CAN	5 min.	43	WILSON T		- Fighting
Penalty	53:01	60:00	CAN	20 min.	43	WILSON T		- Game Misconduct Penalty
Penalty	55:02	57:02	CAN	2 min.	29	MacKINNON N		- Roughing



SUN 15 FEB 2026

Start Time 16:40  
End Time 19:07

Preliminary round - Group A, Game 16

Turno preliminare - Gruppo A, Partita 16 / Tour preliminaire - Groupe A, Match 16

Action	Time	ET/Res	Team	Type	No.	Name	(G) Name of Assistant(s) / Action Description
Penalty	57:33	59:33	CAN	2 min.	8	MAKAR C	- Slashing
GK	60:00		CAN				50 BINNINGTON J - Goalkeeper out
GK	60:00		FRA				30 KELLER A - Goalkeeper out

Goalkeeper Records

Team : CAN - Canada

Team : FRA - France

No.	Name	SOG	SVS	MIP
50	BINNINGTON Jordan	14	12	60:00
48	THOMPSON Logan			

No.	Name	SOG	SVS	MIP
33	JUNCA Julian	33	27	40:00
30	KELLER Antoine	13	9	20:00

Game Statistics

Team : CAN (Red)

Head Coach : COOPER Jon

No.	Pos.	Name	Shots on Goal							Time on Ice												
			G	A	P	PIM	FO+	FO-	FO+/-	FO%	1	2	3	OT	TS	+/-	1	2	3	OT	TOT	SHF
7	D	TOEWS Devon	1	0	1	0	0	0	0	0.00	1	1	0	2	+4	7:55	3:37	4:30		16:02	22	0:43
8	D	MAKAR Cale +A	1	0	1	2	0	0	0	0.00	2	1	1	4	+3	7:59	5:53	3:57		17:49	22	0:48
17	F	CELEBRINI Macklin	2	1	3	0	0	0	0	0.00	0	3	1	4	+2	5:26	6:59	3:19		15:44	20	0:47
43	F	WILSON Tom	1	1	2	27	0	0	0	0.00	1	1	0	2	+1	4:28	4:08	2:55		11:31	15	0:46
97	F	McDAVID Connor +A	1	2	3	0	8	5	3	61.54	0	2	2	4	+2	7:07	7:42	3:01		17:50	18	0:59
10	F	SUZUKI Nick	0	0	0	0	2	2	0	50.00	2	1	0	3	0	3:58	3:23	6:29		13:50	17	0:48
20	D	HARLEY Thomas	0	0	0	0	0	0	0	0.00	0	1	1	2	-2	5:48	6:48	4:38		17:14	25	0:41
29	F	MackINNON Nathan	0	1	1	2	6	7	-1	46.15	1	0	1	2	0	5:15	6:25	5:16		16:56	22	0:46
38	F	HAGEL Brandon	1	0	1	0	0	0	0	0.00	1	0	1	2	0	3:47	4:30	7:17		15:34	19	0:49
55	D	PARAYKO Colton	0	0	0	0	0	0	0	0.00	0	0	0	0	-1	3:57	4:29	6:42		15:08	23	0:39
6	D	SANHEIM Travis	0	0	0	2	0	0	0	0.00	0	1	1	2	+3	3:16	5:30	10:07		18:53	25	0:45
61	F	STONE Mark	1	2	3	0	0	0	0	0.00	4	0	0	4	+2	4:56	3:24	5:00		13:20	20	0:40
87	F	CROSBY Sidney +C	1	2	3	0	6	4	2	60.00	0	1	1	2	+1	5:48	4:25	3:17		13:30	18	0:45
89	D	DOUGHTY Drew	0	1	1	0	0	0	0	0.00	1	0	0	1	+1	4:57	6:10	4:52		15:59	23	0:41
93	F	MARNER Mitch	0	2	2	0	0	0	0	0.00	0	1	0	1	+3	5:03	3:54	4:57		13:54	21	0:39
9	F	BENNETT Sam	0	1	1	0	4	3	1	57.14	0	0	0	0	+1	3:16	2:57	3:06		9:19	14	0:39
13	F	REINHART Sam	0	1	1	0	0	0	0	0.00	2	1	0	3	+1	5:37	5:10	3:41		14:28	17	0:51
24	F	JARVIS Seth	0	0	0	0	0	0	0	0.00	0	0	1	1	0	3:59	3:24	3:12		10:35	13	0:48
27	D	THEODORE Shea	0	1	1	0	0	0	0	0.00	0	1	0	1	+2	4:04	5:38	5:11		14:53	19	0:47
14	F	HORVAT Bo	1	0	1	0	8	3	5	72.73	2	1	3	6	+1	2:13	4:45	4:32		11:30	14	0:49
48	GK	THOMPSON Logan	0	0	0	0					0	0	0	0								
50	GK	BINNINGTON Jordan	0	0	0	0					0	0	0	0								
<b>Total</b>			<b>10</b>	<b>15</b>	<b>25</b>	<b>33</b>	<b>34</b>	<b>24</b>	<b>10</b>	<b>58.62</b>	<b>17</b>	<b>16</b>	<b>13</b>	<b>46</b>								

Team : FRA (White)

Head Coach : TREILLE Yorick

No.	Pos.	Name	Shots on Goal							Time on Ice												
			G	A	P	PIM	FO+	FO-	FO+/-	FO%	1	2	3	OT	TS	+/-	1	2	3	OT	TOT	SHF
8	D	GALLET Hugo	0	0	0	0	0	0	0	0.00	0	0	0	0	-2	7:11	9:08	4:50		21:09	25	0:50
14	F	da COSTA Stephane +A	0	0	0	0	0	5	-5	0.00	1	0	0	1	-2	6:36	5:15	7:12		19:03	23	0:49
27	D	BOSCQ Jules	0	0	0	0	0	0	0	0.00	0	0	2	2	-2	6:13	6:55	7:02		20:10	26	0:46
41	F	BELLEMARE Pierre-Edouard +C	0	0	0	0	7	9	-2	43.75	0	0	0	0	-1	7:16	4:45	7:01		19:02	23	0:49
81	F	RECH Anthony	0	0	0	0	0	0	0	0.00	0	0	0	0	0	3:06	1:55	0:00		5:01	7	0:43
3	F	BERTRAND Charles	0	0	0	0	0	0	0	0.00	0	1	1	2	-2	4:04	5:10	4:39		13:53	20	0:41
5	D	GUEBEY Enzo	0	0	0	0	0	0	0	0.00	0	0	0	0	-1	5:27	4:30	3:50		13:47	19	0:43
18	D	AUVITU Yohann +A	0	0	0	2	0	0	0	0.00	1	0	0	1	-2	7:01	4:27	6:57		18:25	25	0:44
29	F	BOUDON Louis	0	0	0	0	10	7	3	58.82	0	0	0	0	-4	4:31	5:03	5:25		14:59	23	0:39
85	F	TEXIER Alexandre	0	0	0	0	0	0	0	0.00	0	0	0	0	-5	7:26	4:28	5:51		17:45	23	0:46
7	D	CRINON Pierre	0	1	1	31	0	0	0	0.00	0	0	0	0	0	4:47	6:37	3:09		14:33	20	0:43
25	F	RITZ Nicolas	0	0	0	0	2	5	-3	28.57	1	0	0	1	-1	3:09	4:15	3:54		11:18	18	0:37
72	F	PERRET Jordann	0	0	0	0	0	0	0	0.00	0	0	2	2	-1	4:13	5:18	4:40		14:11	23	0:37
74	D	THIRY Thomas	0	0	0	0	0	0	0	0.00	1	0	1	2	-2	4:34	3:13	5:13		13:00	18	0:43
78	F	FABRE Dylan	0	0	0	0	0	0	0	0.00	0	0	0	0	-4	4:51	4:21	5:08		14:20	23	0:37
24	F	ADDAMO Justin	0	2	2	0	5	8	-3	38.46	1	0	0	1	+2	4:41	6:40	5:03		16:24	23	0:42



SUN 15 FEB 2026

Start Time 16:40  
End Time 19:07

Preliminary round - Group A, Game 16

Turno preliminare - Gruppo A, Partita 16 / Tour préliminaire - Groupe A, Match 16

Head Coach : TREILLE Yorick										Shots on Goal				Time on Ice									
No.	Pos.	Name	G	A	P	PIM	FO+	FO-	FO+/-	FO%	1	2	3	OT	TS	+/-	1	2	3	OT	TOT	SHF	AVG
62	D	CHAKIACHVILI Florian	0	0	0	0	0	0	0	0.00	0	0	0	0	0	0	3:43	4:07	5:29		13:19	18	0:44
77	F	TREILLE Sacha	1	0	1	0	0	0	0	0.00	0	0	1	1	+1	4:07	3:46	6:37		14:30	21	0:41	
91	F	DOUAY Floran	1	0	1	0	0	0	0	0.00	1	0	0	1	+2	2:51	5:14	4:23		12:28	21	0:35	
95	F	BOZON Kevin	0	0	0	2	0	0	0	0.00	0	0	0	0	-1	2:13	2:37	3:12		8:02	14	0:34	
30	GK	KELLER Antoine	0	0	0	0					0	0	0	0	0								
33	GK	JUNCA Julian	0	0	0	0					0	0	0	0	0								
<b>Total</b>			<b>2</b>	<b>3</b>	<b>5</b>	<b>35</b>	<b>24</b>	<b>34</b>	<b>-10</b>	<b>41.38</b>	<b>6</b>	<b>1</b>	<b>7</b>	<b>14</b>									

Group A

R	Team	GP	W	OTW	OTL	L	GDF	GF : GA	PTS
1	CAN	3	3	0	0	0	+17	20 : 3	9
2	SUI	3	1	1	0	1	+1	9 : 8	5
3	CZE	3	1	0	1	1	-3	9 : 12	4
4	FRA	3	0	0	0	3	-15	5 : 20	0

	CAN	CZE	FRA	SUI
CAN		5:0	10:2	5:1
CZE	0:5		6:3	3:4
FRA	2:10	3:6		0:4
SUI	1:5	4:3	4:0	

Legend:			
<b>(G)</b> Goals in tournament	*	Does not count for Plus/minus	<b>+/-</b> Plus/minus net
<b>+C</b> Captain	<b>A</b>	Assists	<b>AVG</b> Average time on ice / shift
<b>EQ</b> Equal strength	<b>ET/Res</b>	Penalty end time/Result of game	<b>F</b> Forward
<b>FO+</b> Face-offs won	<b>FO-</b>	Face-offs lost	<b>FO+/-</b> Face-offs net
<b>GA</b> Goals against	<b>GDF</b>	Goal difference	<b>GF</b> Goals for
<b>GP</b> Games played	<b>L</b>	Losses	<b>MIP</b> Minutes in play (GK)
<b>OT</b> Overtime	<b>OTL</b>	Overtime losses	<b>OTW</b> Overtime wins
<b>PIM</b> Penalties in minutes	<b>Pos.</b>	Position	<b>PP1</b> Power play - 1 player
<b>PS</b> Penalty shot	<b>PTS</b>	Points	<b>R</b> Rank
<b>SHF</b> Number of shifts	<b>SHG</b>	Shorthanded goals	<b>SOG</b> Shots on goal
<b>TOT</b> Total	<b>TPP</b>	Time on power play	<b>TS</b> Total shots
			<b>+A</b> Alternate Captain
			<b>D</b> Defender
			<b>FO%</b> % Face-offs won
			<b>G</b> Goals
			<b>GK</b> Goalkeeper
			<b>No.</b> Jersey number
			<b>P</b> Points
			<b>PPG</b> Power play goals
			<b>SH1</b> Shorthanded - 1 player
			<b>SVS</b> Saves
			<b>W</b> Wins

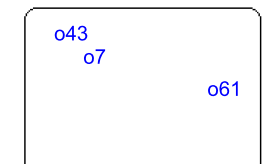


### Shot Chart

Tabella azioni di tiro / Analyse des tirs

### CAN - FRA

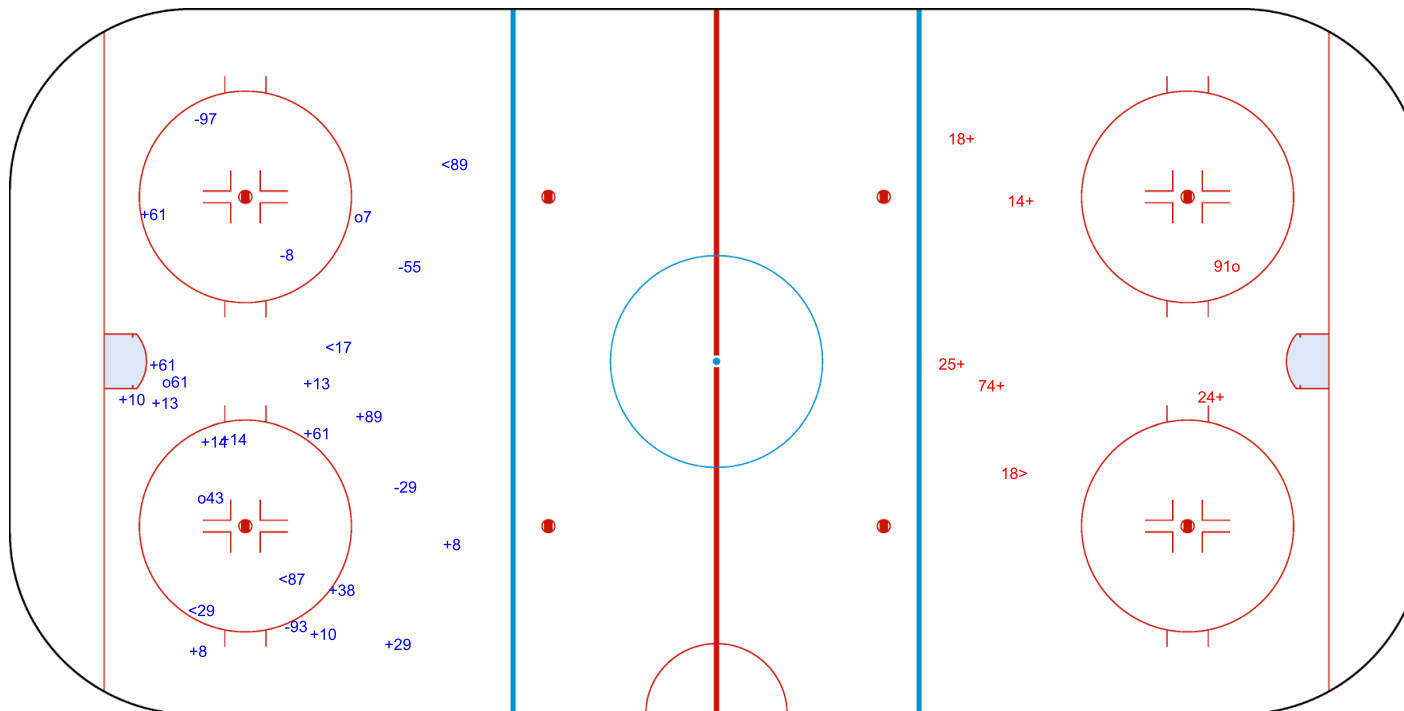
Shots by CAN  
Goal (o): 3  
Block (<): 4  
Save (+): 14  
Miss (-): 5




GK 33 of FRA



1st Period



Shots by FRA  
Goal (o): 1  
Block (>): 1  
Save (+): 5  
Miss (-): 0



GK 50 of CAN



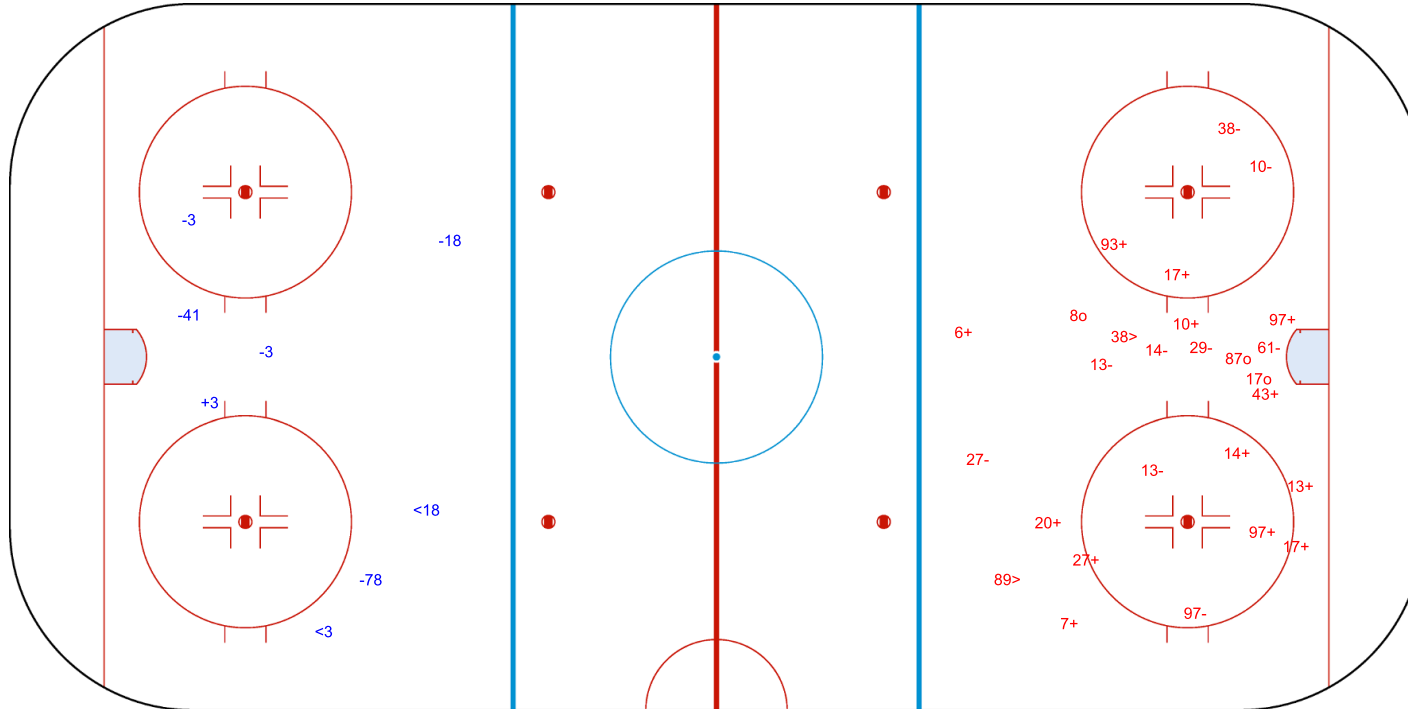
Shots by FRA  
Goal (o): 0  
Block (<): 2  
Save (+): 1  
Miss (-): 5



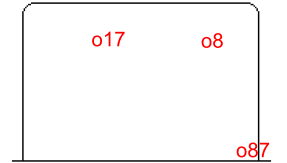
GK 50 of CAN



2nd Period



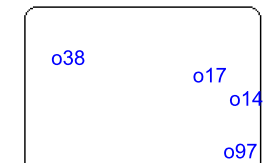
Shots by CAN  
Goal (o): 3  
Block (>): 2  
Save (+): 13  
Miss (-): 9



GK 33 of FRA



Shots by CAN  
Goal (o): 4  
Block (<): 7  
Save (+): 9  
Miss (-): 3



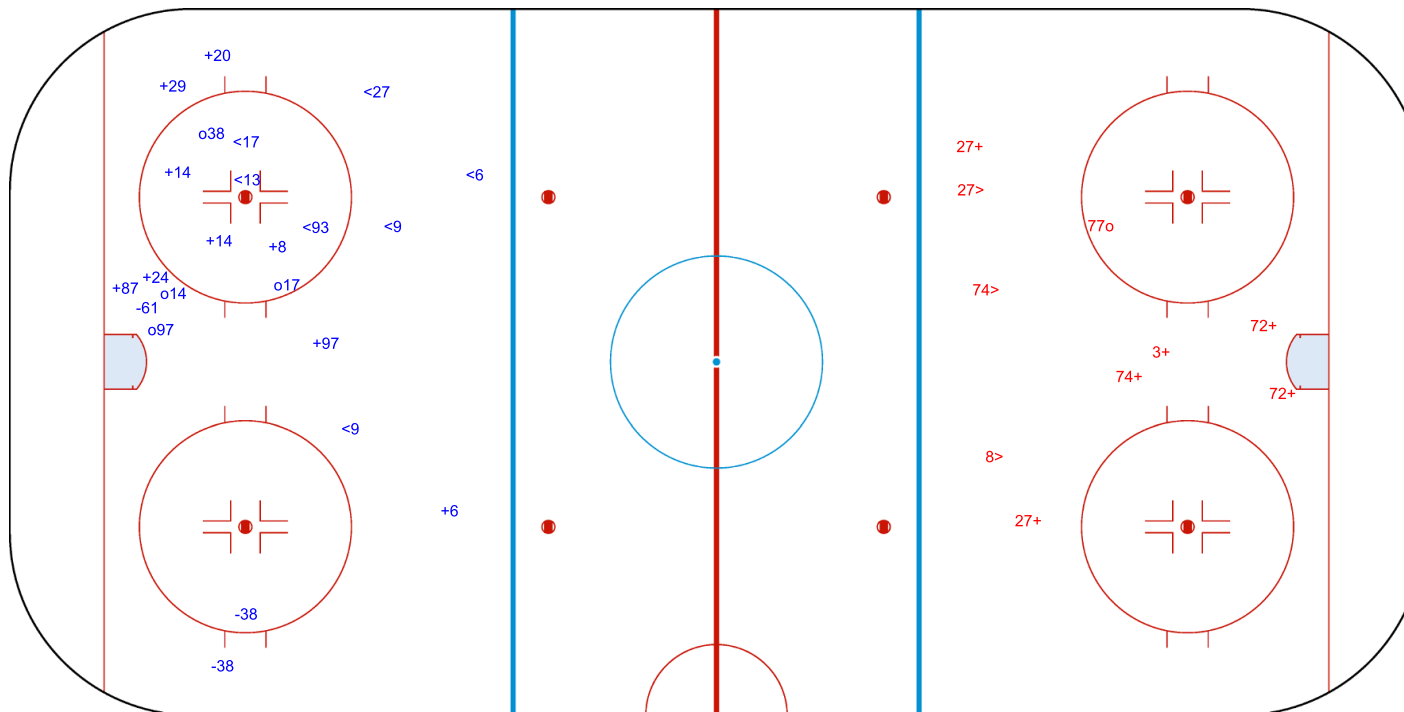
GK 30 of FRA



GK 33 of FRA



3rd Period



Shots by FRA  
Goal (o): 1  
Block (>): 3  
Save (+): 6  
Miss (-): 0



GK 50 of CAN

Legend: GK Goalkeeper



### Face-off Chart

Tabella ingaggi / Statistiques des mises en jeu

#### CAN - FRA

##### 1st PERIOD

	CAN		FRA		CAN		FRA		Total wins all zones
	Def. zone	Att. zone	Neutral zone	Neutral zone	Att. zone	Def. zone	Def. zone	Att. zone	
	+ 9	- 29	+ 97	- 29	+ 87	- 25			
	- 10	+ 41	- 14	+ 41	- 29	+ 24			
	+ 10	- 41	- 29	+ 24	+ 14	- 24			
			+ 87	- 29	- 97	+ 29			
			+ 9	- 41	+ 29	- 41			
			- 9	+ 29	+ 97	- 14			
			- 14	+ 29	- 87	+ 29			
					- 87	+ 29			
					- 14	+ 25			
					- 97	+ 24			
					+ 97	- 29			
					+ 97	- 29			
Total wins / period	2 / 67%	1 / 33%	3 / 43%	4 / 57%	6 / 50%	6 / 50%			CAN 11 / 50% FRA 11 / 50%

##### 2nd PERIOD

	CAN		FRA		CAN		FRA		Total wins all zones
	Def. zone	Att. zone	Neutral zone	Neutral zone	Att. zone	Def. zone	Def. zone	Att. zone	
	+ 14	- 14	+ 14	- 24	+ 97	- 14			
			+ 97	- 24	- 97	+ 29			
			- 87	+ 29	+ 29	- 41			
			+ 14	- 24	+ 9	- 25			
					+ 87	- 25			
					+ 29	- 29			
					+ 97	- 24			
					+ 29	- 25			
					+ 87	- 41			
					- 87	+ 29			
					+ 14	- 24			
					- 29	+ 41			
Total wins / period	1 / 100%	0 / 0%	3 / 75%	1 / 25%	9 / 75%	3 / 25%			CAN 13 / 76% FRA 4 / 24%

##### 3rd PERIOD

	CAN		FRA		CAN		FRA		Total wins all zones
	Def. zone	Att. zone	Neutral zone	Neutral zone	Att. zone	Def. zone	Def. zone	Att. zone	
	+ 29	- 29	- 97	+ 29	+ 87	- 24			
	- 29	+ 24	+ 29	- 41	+ 97	- 14			
	- 10	+ 41	- 29	+ 41	+ 14	- 25			
	+ 10	- 41	- 9	+ 25	+ 14	- 41			
	+ 14	- 41	- 29	+ 29	- 97	+ 41			
			- 29	+ 41					
			- 9	+ 24					
			+ 9	- 24					
			+ 87	- 14					
Total wins / period	3 / 60%	2 / 40%	3 / 33%	6 / 67%	4 / 80%	1 / 20%			CAN 10 / 53% FRA 9 / 47%



TOTAL

Total wins / game	CAN		FRA		CAN		FRA		Total wins all zones	
	Def. zone	Att. zone	Neutral zone	Neutral zone	Att. zone	Def. zone	Att. zone	Def. zone	CAN	FRA
	6 / 67%	3 / 33%	9 / 45%	11 / 55%	19 / 66%	10 / 34%	34 / 59%	24 / 41%		

HEAD TO HEAD

	No.	FRA					Tot.	wins CAN	Dz	Nz	Az
		14	24	25	29	41					
CAN	9		1 - 1	1 - 1	1 - 1	1 - 0	7	4 57%	1 100%	2 40%	1 100%
	10					2 - 2	4	2 50%	2 50%		
	14	1 - 0	4 - 0	1 - 1	0 - 1	2 - 1	11	8 73%	2 100%	2 50%	4 80%
	29		0 - 3	1 - 0	2 - 1	3 - 3	13	6 46%	1 50%	1 20%	4 67%
	87	1 - 0	1 - 0	2 - 0	1 - 4	1 - 0	10	6 60%		2 67%	4 57%
	97	3 - 0	2 - 1		3 - 3	0 - 1	13	8 62%		2 67%	6 60%
<b>Tot.</b>		5	13	7	17	16	58	34 59%	6 67%	9 45%	19 66%
<b>wins FRA</b>		0 0%	5 38%	2 29%	10 59%	7 44%	24 41%				
<b>Dz</b>		0 0%	2 33%	1 17%	5 63%	2 33%	10 34%				
<b>Nz</b>		0 0%	2 33%	1 100%	5 71%	3 60%	11 55%				
<b>Az</b>		0 0%	1 100%		0 0%	2 40%	3 33%				

<b>Legend:</b>	<b>Att.</b> Attacking	<b>Az</b> Attacking zone	<b>Def.</b> Defending	<b>Dz</b> Defending zone
<b>No.</b> Jersey number	<b>Nz</b> Neutral zone	<b>Tot.</b> Total face-offs played		



## Line-Ups

Formazioni / Composition des équipes

### DEN - LAT

#### Referees

27 FURLATT Eric (CAN), 15 SCHRADER Andre (GER)

#### Linespersons

96 BRISEBOIS David (CAN), 91 DAVIS Jake (USA)

#### Goalkeepers

Team: DEN

No.	Name
31	ANDERSEN Frederik
80	DICHOW Frederik

Team: LAT

No.	Name
30	MERZLIKINS Elvis
31	SILOVS Arturs

#### Team Line-ups

Team: DEN (Red)

No.	Pos.	Name
22	D	LAURIDSEN Markus
41	D	JENSEN AABO Jesper +C
11	F	TRUE Alexander
24	F	EHLERS Nikolaj
27	F	BJORKSTRAND Oliver
3	D	SETKOV Malte
48	D	JENSEN Nicholas B
17	F	JENSEN Nicklas
20	F	ELLER Lars
86	F	BLICHFELD Joachim
25	D	LAURIDSEN Oliver +A
42	D	BRUGGISSER Phillip
12	F	MOELGAARD Oscar
29	F	AAGAARD Mikkel
95	F	OLESEN Nick
15	D	LASSEN Matias
9	F	STORM Frederik
63	F	RUSSELL Patrick +A
65	F	WEJSE Christian
38	F	POULSEN Morten

Head Coach: GATH Mikael

#### NOT DRESSED:

30	GK	SOGAARD Mads
40	D	KOCH Anders
50	F	BAU Mathias

Team: LAT (White)

No.	Pos.	Name
26	D	BALINSKIS Uvis Janis +A
94	D	RUBINS Kristians
22	F	VILMANIS Sandis
28	F	GIRGENSONS Zemgus +A
34	F	TRALMAKS Eduards
72	D	JAKS Janis
77	D	ZILE Kristaps Roberts
9	F	KRASTENBERGS Renars
16	F	DAUGAVINS Kaspars +C
23	F	BLUGERS Teodors
3	D	SMITS Alberts
55	D	MAMCICS Roberts
11	F	LOCMELIS Dans
13	F	BUKARTS Rihards
21	F	BALCERS Rudolfs
27	D	CIBULSKIS Oskars
17	F	DZIERKALS Martins
43	F	RAVINSKIS Anri
95	F	BATNA Oskars
71	F	BUKARTS Roberts

Head Coach: VITOLINS Harijs

#### NOT DRESSED:

29	D	FREIBERGS Ralfs
50	GK	GUDLEVSKIS Kristers
97	F	EGLE Haralds

#### Legend:

<b>+A</b>	Alternate Captain	<b>+C</b>	Captain	<b>D</b>	Defender	<b>F</b>	Forward
<b>No.</b>	Jersey number	<b>Pos.</b>	Position				



## Graphical Line-ups

Schema grafico formazioni / Alignments

### DEN - LAT

#### Referees

27 FURLATT Eric (CAN), 15 SCHRADER Andre (GER)

#### Linespersons

96 BRISEBOIS David (CAN), 91 DAVIS Jake (USA)

Team: DEN - Denmark (Red)

Head Coach: GATH Mikael

S1 31 ANDERSEN Frederik		
80 DICHOW Frederik		
27 BJORKSTRAND Oliver	11 TRUE Alexander	24 EHLERS Nikolaj
41 JENSEN AABO Jesper +C	22 LAURIDSEN Markus	
86 BLICHFELD Joachim	20 ELLER Lars	17 JENSEN Nicklas
48 JENSEN Nicholas B	3 SETKOV Malte	
S6 95 OLESEN Nick	S4 12 MOELGAARD Oscar	S5 29 AAGAARD Mikkel
S2 25 LAURIDSEN Oliver +A	S3 42 BRUGGISSER Phillip	
9 STORM Frederik	65 WEJSE Christian	63 RUSSELL Patrick +A
	15 LASSEN Matias	
		38 POULSEN Morten

Team: LAT - Latvia (White)

Head Coach: VITOLINS Harijs

S1 31 SILOVS Arturs		
30 MERZLIKINS Elvis		
S4 22 VILMANIS Sandis	S5 28 GIRGENSONS Zemgus +A	S6 34 TRALMAKS Eduards
S3 94 RUBINS Kristians	S2 26 BALINSKIS Uvis Janis +A	
9 KRASTENBERGS Renars	23 BLUGERS Teodors	16 DAUGAVINS Kaspars +C
72 JAKS Janis	77 ZILE Kristaps Roberts	
13 BUKARTS Rihards	11 LOCMEELIS Dans	21 BALCERS Rudolfs
3 SMITS Alberts	55 MAMCICS Roberts	
43 RAVINSKIS Anri	95 BATNA Oskars	17 DZIERKALS Martins
27 CIBULSKIS Oskars		
71 BUKARTS Roberts		

#### Legend:

+A Alternate Captain      +C Captain      Sn Starting position



## Game Summary

Tabella riassuntiva partita / Resume du match

**DEN - LAT 4 - 2 (3 - 1, 0 - 1, 1 - 0)**

Spectators	Referees	Linespersons
3983	27 FURLATT Eric (CAN) , 15 SCHRADER Andre (GER)	96 BRISEBOIS David (CAN) , 91 DAVIS Jake (USA)

### Team Statistics

Period	Score	SVS	SOG	PIM	TPP	PPG	SHG
1	3 : 1	8 : 4	7 : 9	2 : 2	1:52 : 0:00	1 : 0	0 : 0
2	0 : 1	11 : 8	8 : 12	6 : 6	3:13 : 3:13	0 : 0	0 : 0
3	1 : 0	14 : 5	6 : 14	2 : 2	0:00 : 0:00	0 : 0	0 : 0
<b>Total</b>	<b>4 : 2</b>	<b>33 : 17</b>	<b>21 : 35</b>	<b>10 : 10</b>	<b>5:05 : 3:13</b>	<b>1 : 0</b>	<b>0 : 0</b>

### 1st Period

Action	Time	ET/Res	Team	Type	No.	Name	(G)	Name of Assistant(s) / Action Description
GK	00:00		LAT		31	SILOVS A		- Goalkeeper in
GK	00:00		DEN		31	ANDERSEN F		- Goalkeeper in
<b>Goal</b>	<b>00:23</b>	<b>1 : 0</b>	<b>DEN</b>	<b>EQ</b>	<b>95</b>	<b>OLESEN N</b>	(2)	29 AAGAARD M On Ice DEN 31 12 25 29 42 95 LAT 31 22 26 28 34 94
Penalty	03:02	04:54	LAT	2 min.	34	TRALMAKS E		- Hooking
<b>Goal</b>	<b>04:54</b>	<b>2 : 0</b>	<b>DEN</b>	<b>PP1</b>	<b>29</b>	<b>AAGAARD M</b>	(1)	95 OLESEN N On Ice DEN 31 22 29 65 86 95 65 WEJSE C LAT 31 27 28 94 95 *
<b>Goal</b>	<b>16:28</b>	<b>3 : 0</b>	<b>DEN</b>	<b>EQ</b>	<b>24</b>	<b>EHLERS N</b>	(1)	27 BJORKSTRAND O On Ice DEN 31 11 22 24 27 41 22 LAURIDSEN M LAT 31 9 16 23 72 77
<b>Goal</b>	<b>19:44</b>	<b>3 : 1</b>	<b>LAT</b>	<b>EQ</b>	<b>77</b>	<b>ZILE KR</b>	(1)	72 JAKS J On Ice DEN 31 3 11 27 48 95 EA 34 TRALMAKS E LAT 9 22 28 34 72 77
Penalty	19:44	19:44	DEN	2 min.	3	SETKOV M		- Holding

### 2nd Period

Action	Time	ET/Res	Team	Type	No.	Name	(G)	Name of Assistant(s) / Action Description
<b>Goal</b>	<b>26:47</b>	<b>3 : 2</b>	<b>LAT</b>	<b>EQ</b>	<b>34</b>	<b>TRALMAKS E</b>	(2)	77 ZILE KR On Ice DEN 31 9 25 42 63 65 28 GIRGENSONS Z LAT 31 22 28 34 72 77
Penalty	29:39	31:39	DEN	2 min.	20	ELLER L		- Hooking
Penalty	32:04	34:04	DEN	2 min.	25	LAURIDSEN O		- Roughing
Penalty	32:04	34:04	LAT	2 min.	34	TRALMAKS E		- Roughing
Penalty	33:21	35:21	LAT	2 min.	22	VILMANIS S		- Hooking
Penalty	34:34	36:34	DEN	2 min.	12	MOELGAARD O		- Hooking
Penalty	37:09	39:09	LAT	2 min.	26	BALINSKIS UJ		- Hooking

### 3rd Period

Action	Time	ET/Res	Team	Type	No.	Name	(G)	Name of Assistant(s) / Action Description
Penalty	51:53	53:53	DEN	2 min.	42	BRUGGISSER P		- Cross-Checking
Penalty	51:53	53:53	LAT	2 min.	17	DZIERKALS M		- Holding
Time-out	57:22		LAT					
GK	57:22		LAT					31 SILOVS A - Goalkeeper out
<b>Goal</b>	<b>57:38</b>	<b>4 : 2</b>	<b>DEN</b>	<b>EQ</b>	<b>95</b>	<b>OLESEN N</b>	(3)	25 LAURIDSEN O On Ice DEN 31 20 25 48 63 95 ENG 20 ELLER L LAT 11 21 22 26 28 34
GK	57:38		LAT		31	SILOVS A		- Goalkeeper in
GK	60:00		DEN					31 ANDERSEN F - Goalkeeper out
GK	60:00		LAT					31 SILOVS A - Goalkeeper out

### Goalkeeper Records

Team : DEN - Denmark

No.	Name	SOG	SVS	MIP
31	ANDERSEN Frederik	35	33	60:00
80	DICHOW Frederik			

Team : LAT - Latvia

No.	Name	SOG	SVS	MIP
31	SILOVS Arturs	20	17	59:44
30	MERZLIKINS Elvis			

### Game Statistics

Team : DEN (Red)



Head Coach : GATH Mikael										Shots on Goal				Time on Ice							
No. Pos. Name	G	A	P	PIM	FO+	FO-	FO+/-	FO%	1	2	3	OT	TS	+/-	1	2	3	OT	TOT	SHF	AVG
11 F TRUE Alexander	0	0	0	0	0	11	-11	0.00	0	0	0	0	0	0	6:36	5:44	3:41		16:01	19	0:50
22 D LAURIDSEN Markus	0	1	1	0	0	0	0	0.00	0	1	0	1	1	+1	7:20	6:02	7:30		20:52	25	0:50
24 F EHLERS Nikolaj	1	0	1	0	0	0	0	0.00	1	0	0	1	1	+1	5:57	7:17	6:41		19:55	24	0:49
27 F BJORKSTRAND Oliver	0	1	1	0	0	0	0	0.00	0	2	0	2	0	0	7:06	8:30	6:35		22:11	23	0:57
41 D JENSEN AABO Jesper +C	0	0	0	0	0	0	0	0.00	0	1	1	2	1	+1	5:37	6:51	7:54		20:22	26	0:47
3 D SETKOV Malte	0	0	0	2	0	0	0	0.00	0	1	0	1	-1	5:50	4:48	5:12		15:50	25	0:38	
17 F JENSEN Nicklas	0	0	0	0	0	0	0	0.00	0	0	1	1	0	0	3:48	2:52	6:09		12:49	19	0:40
20 F ELLER Lars	0	1	1	2	12	12	0	50.00	0	0	1	1	+1	4:21	7:32	5:36		17:29	21	0:49	
48 D JENSEN Nicholas B	0	0	0	0	0	0	0	0.00	1	0	1	2	0	0	6:31	5:07	7:11		18:49	29	0:38
86 F BLICHFELD Joachim	0	0	0	0	0	0	0	0.00	1	0	0	1	0	0	3:41	3:39	2:23		9:43	15	0:38
12 F MOELGAARD Oscar	0	0	0	2	5	3	2	62.50	0	0	0	0	+1	5:09	5:12	4:39		15:00	19	0:47	
25 D LAURIDSEN Oliver +A	0	1	1	2	0	0	0	0.00	0	2	0	2	+1	6:01	6:37	6:49		19:27	29	0:40	
29 F AAGAARD Mikkel	1	1	2	0	0	1	-1	0.00	1	0	0	1	+1	4:10	3:10	4:31		11:51	17	0:41	
42 D BRUGGISSER Phillip	0	0	0	2	0	0	0	0.00	1	0	0	1	0	0	5:42	4:45	5:24		15:51	24	0:39
95 F OLESEN Nick	2	1	3	0	0	0	0	0.00	1	1	1	3	+1	6:04	5:12	5:59		17:15	25	0:41	
9 F STORM Frederik	0	0	0	0	0	0	0	0.00	0	0	1	1	-1	5:04	2:04	2:54		10:02	13	0:46	
15 D LASSEN Matias	0	0	0	0	0	0	0	0.00	0	0	0	0	0	0	0:00	0:00	0:00		0:00	0	0:00
63 F RUSSELL Patrick +A	0	0	0	0	1	2	-1	33.33	1	0	0	1	0	0	5:35	5:56	5:42		17:13	19	0:54
65 F WEJSE Christian	0	1	1	0	1	6	-5	14.29	0	0	0	0	-1	4:59	4:01	1:44		10:44	12	0:53	
38 F POULSEN Morten	0	0	0	0	0	0	0	0.00	0	0	0	0	0	0	0:29	0:40	3:26		4:35	8	0:34
31 GK ANDERSEN Frederik	0	0	0	0					0	0	0	0									
80 GK DICHOW Frederik	0	0	0	0					0	0	0	0									
<b>Total</b>	<b>4</b>	<b>7</b>	<b>11</b>	<b>10</b>	<b>19</b>	<b>35</b>	<b>-16</b>	<b>35.19</b>	<b>7</b>	<b>8</b>	<b>6</b>	<b>21</b>									

Team : LAT (White)

Head Coach : VITOLINS Harijs										Shots on Goal				Time on Ice							
No. Pos. Name	G	A	P	PIM	FO+	FO-	FO+/-	FO%	1	2	3	OT	TS	+/-	1	2	3	OT	TOT	SHF	AVG
22 F VILMANIS Sandis	0	0	0	2	0	0	0	0.00	0	1	2	3	0	5:35	4:06	5:15		14:56	23	0:38	
26 D BALINSKIS Uvis Janis +A	0	0	0	2	0	0	0	0.00	0	1	2	3	-2	8:05	8:58	9:30		26:33	28	0:56	
28 F GIRGENSONS Zemgus +A	0	1	1	0	15	10	5	60.00	0	1	0	1	0	0	6:08	6:45	7:58		20:51	24	0:52
34 F TRALMAKS Eduards	1	1	2	4	1	0	1	100.00	2	3	2	7	0	5:03	3:56	8:38		17:37	24	0:44	
94 D RUBINS Kristians	0	0	0	0	0	0	0	0.00	0	0	0	0	-1	7:03	6:26	5:55		19:24	27	0:43	
9 F KRASTENBERGS Renars	0	0	0	0	0	0	0	0.00	2	3	1	6	0	4:42	7:14	5:47		17:43	21	0:50	
16 F DAUGAVINS Kaspars +C	0	0	0	0	0	0	0	0.00	0	0	0	0	-1	4:41	4:41	4:12		13:34	19	0:42	
23 F BLUGERS Teodors	0	0	0	0	10	4	6	71.43	0	1	0	1	-1	4:29	5:46	6:25		16:40	22	0:45	
72 D JAKS Janis	0	1	1	0	0	0	0	0.00	0	0	2	2	+1	5:48	4:48	7:11		17:47	26	0:41	
77 D ZILE Kristaps Roberts	1	1	2	0	0	0	0	0.00	2	0	2	4	+1	6:18	5:51	5:11		17:20	27	0:38	
3 D SMITS Alberts	0	0	0	0	0	0	0	0.00	1	0	0	1	0	7:02	6:39	8:05		21:46	25	0:52	
11 F LOCMELIS Dans	0	0	0	0	6	4	2	60.00	1	0	1	2	-1	5:11	7:02	6:17		18:30	21	0:52	
13 F BUKARTS Rihards	0	0	0	0	0	0	0	0.00	0	0	0	0	0	4:29	2:43	0:00		7:12	8	0:54	
21 F BALCERS Rudolfs	0	0	0	0	0	0	0	0.00	1	1	0	2	-1	4:51	5:53	6:38		17:22	20	0:52	
55 D MAMCICS Roberts	0	0	0	0	0	0	0	0.00	0	0	1	1	0	3:23	5:03	3:52		12:18	20	0:36	
17 F DZIERKALS Martins	0	0	0	2	0	0	0	0.00	0	0	1	1	0	4:42	3:53	7:19		15:54	21	0:45	
27 D CIBULSKIS Oskars	0	0	0	0	0	0	0	0.00	0	0	0	0	0	2:21	0:00	0:00		2:21	4	0:35	
43 F RAVINSKIS Anri	0	0	0	0	0	0	0	0.00	0	1	0	1	0	2:07	2:08	0:00		4:15	6	0:42	
95 F BATNA Oskars	0	0	0	0	3	1	2	75.00	0	0	0	0	0	4:26	2:47	2:03		9:16	13	0:42	
71 F BUKARTS Roberts	0	0	0	0	0	0	0	0.00	0	0	0	0	0	1:57	1:21	0:00		3:18	4	0:49	
30 GK MERZLIKINS Elvis	0	0	0	0					0	0	0	0									
31 GK SILOVS Arturs	0	0	0	0					0	0	0	0									
<b>Total</b>	<b>2</b>	<b>4</b>	<b>6</b>	<b>10</b>	<b>35</b>	<b>19</b>	<b>16</b>	<b>64.81</b>	<b>9</b>	<b>12</b>	<b>14</b>	<b>35</b>									



Group C

R	Team	GP	W	OTW	OTL	L	GDF	GF : GA	PTS
1	USA	2	2	0	0	0	+7	11 : 4	6
2	GER	2	1	0	0	1	+1	6 : 5	3
3	DEN	3	1	0	0	2	-3	8 : 11	3
4	LAT	3	1	0	0	2	-5	7 : 12	3

	DEN	GER	LAT	USA
DEN		1:3	4:2	3:6
GER	3:1		3:4	SUN 15 FEB 21:10
LAT	2:4	4:3		1:5
USA	6:3	SUN 15 FEB 21:10	5:1	

Legend:			
<b>(G)</b>	Goals in tournament	*	Does not count for Plus/minus
<b>+C</b>	Captain	<b>A</b>	Assists
<b>EA</b>	Extra attacker	<b>ENG</b>	Empty net goal
<b>F</b>	Forward	<b>FO%</b>	% Face-offs won
<b>FO+/-</b>	Face-offs net	<b>G</b>	Goals
<b>GF</b>	Goals for	<b>GK</b>	Goalkeeper
<b>MIP</b>	Minutes in play (GK)	<b>No.</b>	Jersey number
<b>OTW</b>	Overtime wins	<b>P</b>	Points
<b>PP1</b>	Power play - 1 player	<b>PPG</b>	Power play goals
<b>SHF</b>	Number of shifts	<b>SHG</b>	Shorthanded goals
<b>TOT</b>	Total	<b>TPP</b>	Time on power play
<b>+/-</b>	Plus/minus net	<b>AVG</b>	Average time on ice / shift
<b>EQ</b>	Equal strength	<b>FO+</b>	Face-offs won
<b>GA</b>	Goals against	<b>GP</b>	Games played
<b>OT</b>	Overtime	<b>PIM</b>	Penalties in minutes
<b>PTS</b>	Points	<b>SOG</b>	Shots on goal
<b>TS</b>	Total shots	<b>+A</b>	Alternate Captain
		<b>D</b>	Defender
		<b>ET/Res</b>	Penalty end time/Result of game
		<b>FO-</b>	Face-offs lost
		<b>GDF</b>	Goal difference
		<b>L</b>	Losses
		<b>OTL</b>	Overtime losses
		<b>Pos.</b>	Position
		<b>R</b>	Rank
		<b>SVS</b>	Saves
		<b>W</b>	Wins



Shot Chart

Tabella azioni di tiro / Analyse des tirs

DEN - LAT



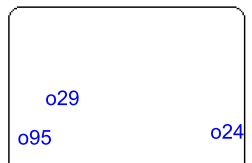
1st Period



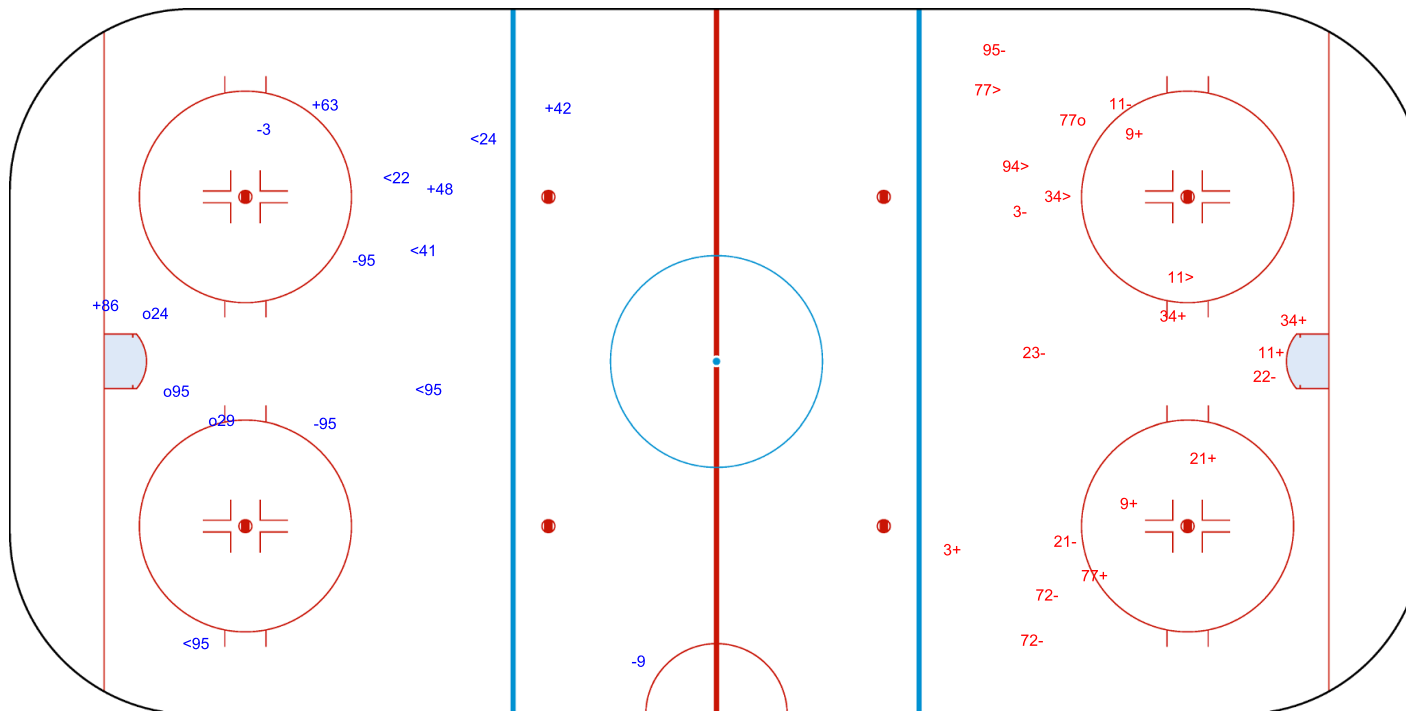
Shots by DEN

Goal (o): 3 Save (+): 4

Block (<): 5 Miss (-): 4



GK 31 of LAT



Shots by LAT

Goal (o): 1 Save (+): 8

Block (>): 4 Miss (-): 8



GK 31 of DEN



Milano Rho Ice Hockey

SUN 15 FEB 2026

Start Time 19:10

Ice Hockey  
Hockey su ghiaccio / Hockey sur glace

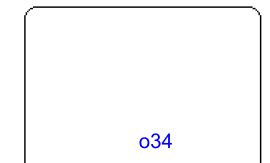
Men  
Uomini / Hommes

Preliminary round - Group C, Game 17

Turno preliminare - Gruppo C, Partita 17 / Tour preliminaire - Groupe C, Match 17



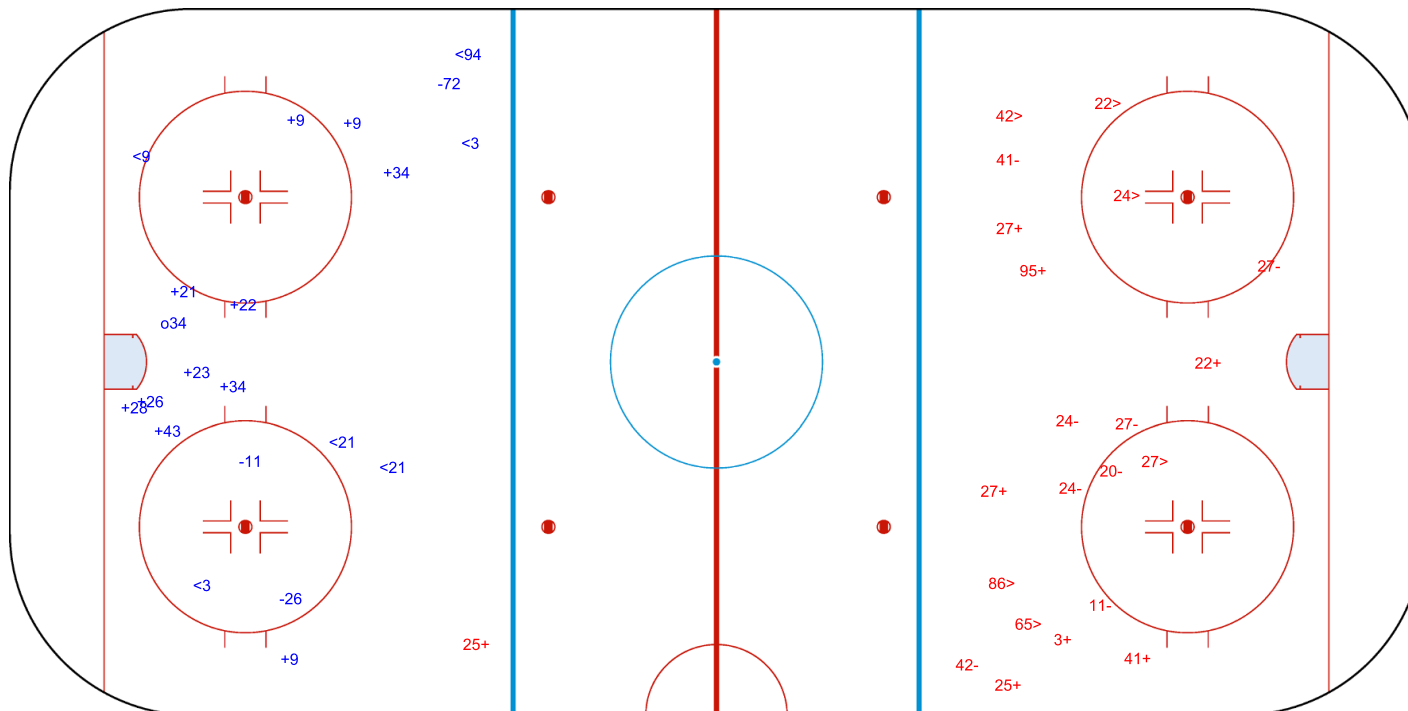
Shots by LAT  
Goal (o): 1  
Block (<): 6  
Save (+): 11  
Miss (-): 3



GK 31 of DEN



2nd Period




Shots by DEN  
Goal (o): 0  
Block (>): 6  
Save (+): 8  
Miss (-): 8



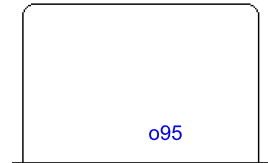
GK 31 of LAT



Shots by DEN  
Goal (o): 1  
Block (<): 7  
Save (+): 5  
Miss (-): 3



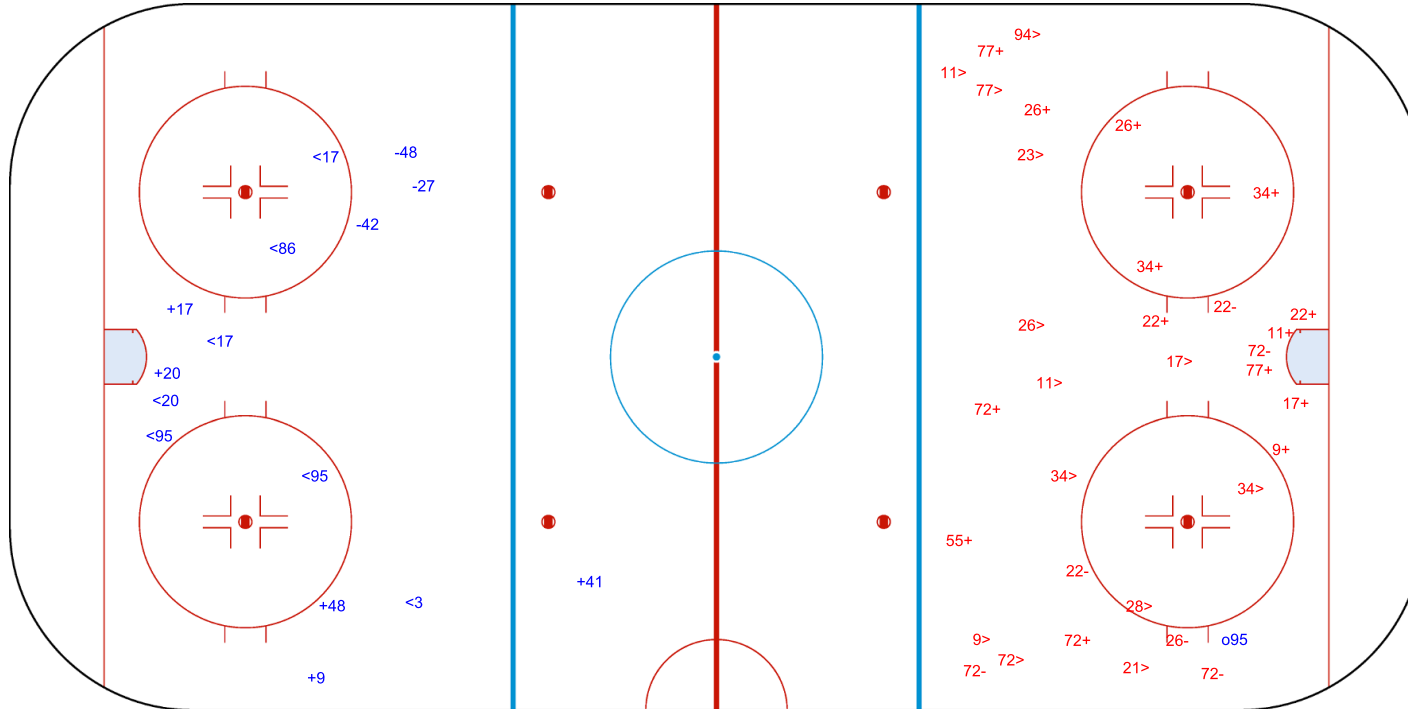
GK 31 of LAT



ENG



3rd Period



Shots by LAT  
Goal (o): 0  
Block (>): 13  
Save (+): 14  
Miss (-): 6



GK 31 of DEN

<b>Legend:</b>			
ENG	Empty net goal	GK	Goalkeeper



### Face-off Chart

Tabella ingaggi / Statistiques des mises en jeu

#### DEN - LAT

##### 1st PERIOD

DEN	LAT	DEN	LAT	DEN	LAT
Def. zone	Att. zone	Neutral zone		Att. zone	Def. zone
- 20	+ 23	+ 12	- 28	+ 20	- 28
- 65	+ 11	- 11	+ 23	- 65	+ 95
- 65	+ 23	+ 20	- 28	- 12	+ 28
- 20	+ 28	- 11	+ 28	- 11	+ 95
- 20	+ 28	+ 20	- 11		
- 11	+ 23	+ 20	- 23		
+ 65	- 11				
Total wins / period		4 / 67%	2 / 33%	1 / 25%	3 / 75%

Total wins  
all zones

DEN	LAT
6 / 35%	11 / 65%

##### 2nd PERIOD

DEN	LAT	DEN	LAT	DEN	LAT
Def. zone	Att. zone	Neutral zone		Att. zone	Def. zone
- 12	+ 28	+ 12	- 28	- 11	+ 28
+ 20	- 95	- 11	+ 23	+ 20	- 11
- 65	+ 28	- 12	+ 28	- 11	+ 23
- 20	+ 28			+ 20	- 28
- 65	+ 28			+ 20	- 28
- 11	+ 34			+ 20	- 28
- 20	+ 28			- 29	+ 28
- 20	+ 23			- 65	+ 95
Total wins / period		1 / 33%	2 / 67%	4 / 50%	4 / 50%

Total wins  
all zones

DEN	LAT
6 / 32%	13 / 68%

##### 3rd PERIOD

DEN	LAT	DEN	LAT	DEN	LAT
Def. zone	Att. zone	Neutral zone		Att. zone	Def. zone
- 20	+ 11	+ 12	- 28	+ 20	- 23
+ 20	- 28	- 63	+ 28	- 63	+ 23
- 20	+ 11			- 20	+ 23
- 11	+ 11			+ 63	- 23
+ 12	- 23			- 20	+ 23
- 20	+ 11				
+ 20	- 11				
+ 12	- 28				
- 11	+ 28				
- 11	+ 11				
- 20	+ 28				
Total wins / period		1 / 50%	1 / 50%	2 / 40%	3 / 60%

Total wins  
all zones

DEN	LAT
7 / 39%	11 / 61%



TOTAL

Total wins / game	DEN		LAT		DEN		LAT		Total wins all zones	
	Def. zone	Att. zone	Neutral zone	Neutral zone	Att. zone	Def. zone	Att. zone	Def. zone	DEN	LAT
	6 / 23%	20 / 77%	6 / 55%	5 / 45%	7 / 41%	10 / 59%	19 / 35%	35 / 65%		

HEAD TO HEAD

		LAT					Tot.	wins DEN	Dz	Nz	Az
No.		11	23	28	34	95					
DEN	11	0 - 2	0 - 4	0 - 3	0 - 1	0 - 1	11	0 0%	0 0%	0 0%	0 0%
	12		1 - 0	4 - 3			8	5 63%	2 67%	3 75%	0 0%
	20	3 - 3	2 - 4	6 - 5		1 - 0	24	12 50%	3 23%	3 100%	6 75%
	29			0 - 1			1	0 0%			0 0%
	63		1 - 1	0 - 1			3	1 33%		0 0%	1 50%
	65	1 - 1	0 - 1	0 - 2		0 - 2	7	1 14%	1 20%		0 0%
	<b>Tot.</b>	10	14	25	1	4	54	19 35%	6 23%	6 55%	7 41%
	<b>wins LAT</b>	6 60%	10 71%	15 60%	1 100%	3 75%	35 65%				
	<b>Dz</b>	0 0%	4 67%	3 43%		3 100%	10 59%				
	<b>Nz</b>	0 0%	2 67%	3 43%			5 45%				
	<b>Az</b>	6 75%	4 80%	9 82%	1 100%	0 0%	20 77%				

Legend:

<b>Att.</b>	Attacking	<b>Az</b>	Attacking zone	<b>Def.</b>	Defending	<b>Dz</b>	Defending zone
<b>No.</b>	Jersey number	<b>Nz</b>	Neutral zone	<b>Tot.</b>	Total face-offs played		



## Line-Ups

Formazioni / Composition des équipes

### USA - GER

#### Referees

97 HRIBIK Jan (CZE), 4 McCAULEY Wes (CAN)

#### Goalkeepers

Team: USA

##### No. Name

30 OETTINGER Jake  
37 HELLEBUYCK Connor

#### Team Line-ups

Team: USA (White)

##### No. Pos. Name

25	D	McAVOY Charlie +A
43	D	HUGHES Quinn
7	F	TKACHUK Brady
9	F	EICHEL Jack
19	F	TKACHUK Matthew +A
14	D	FABER Brock
74	D	SLAVIN Jaccob
12	F	BOLDY Matt
34	F	MATTHEWS Auston +C
59	F	GUENTZEL Jake
8	D	WERENSKI Zach
85	D	SANDERSON Jake
21	F	LARKIN Dylan
72	F	THOMPSON Tage
91	F	KELLER Clayton
15	D	HANIFIN Noah
10	F	MILLER JT
29	F	NELSON Brock
86	F	HUGHES Jack
16	F	TROCHECK Vincent

Head Coach: SULLIVAN Mike

#### NOT DRESSED:

1 GK SWAYMAN Jeremy  
2 D LaCOMBE Jackson  
81 F CONNOR Kyle

#### Linespersons

58 BRIGANTI Nick (USA), 95 MURRAY Jonny (USA)

Team: GER

##### No. Name

30 GRUBAUER Philipp  
37 FRANZREB Maximilian

Team: GER (Black)

##### No. Pos. Name

38	D	WAGNER Fabio
53	D	SEIDER Moritz +A
29	F	DRAISAITL Leon +C
44	F	SAMANSKI Joshua
95	F	TIFFELS Frederik
6	D	WISSMANN Kai
41	D	MULLER Jonas
18	F	STUTZLE Tim +A
73	F	REICHEL Lukas
77	F	PETERKA John
9	D	GAWANKE Leon
49	D	KALBLE Lukas
62	F	TUOMIE Parker
65	F	MICHAELIS Marc
72	F	KAHUN Dominik
91	D	MULLER Moritz
8	F	RIEDER Tobias
40	F	EHL Alexander
78	F	STURM Nico

Head Coach: KREIS Harold

#### NOT DRESSED:

11 D GEIBEL Korbinian  
19 F STACHOWIAK Wojciech  
35 GK NIEDERBERGER Mathias  
74 F SCHUTZ Justin

#### Legend:

<b>+A</b>	Alternate Captain	<b>+C</b>	Captain	<b>D</b>	Defender	<b>F</b>	Forward
<b>No.</b>	Jersey number	<b>Pos.</b>	Position				



## Graphical Line-ups

Schema grafico formazioni / Alignments

### USA - GER

**Referees**

97 HRIBIK Jan (CZE), 4 McCAULEY Wes (CAN)

**Linespersons**

58 BRIGANTI Nick (USA), 95 MURRAY Jonny (USA)

**Team:** USA - United States of America (White)

**Head Coach:** SULLIVAN Mike

S1 37 HELLEBUYCK Connor		
30 OETTINGER Jake		
S4 7 TKACHUK Brady	S5 9 EICHEL Jack	S6 19 TKACHUK Matthew +A
S3 43 HUGHES Quinn	S2 25 McAVOY Charlie +A	
59 GUENTZEL Jake	34 MATTHEWS Auston +C	12 BOLDY Matt
74 SLAVIN Jaccob		14 FABER Brock
91 KELLER Clayton	21 LARKIN Dylan	72 THOMPSON Tage
8 WERENSKI Zach		85 SANDERSON Jake
10 MILLER JT	29 NELSON Brock	86 HUGHES Jack
15 HANIFIN Noah		
	16 TROCHECK Vincent	

**Team:** GER - Germany (Black)

**Head Coach:** KREIS Harold

S1 37 FRANZREB Maximilian		
30 GRUBAUER Philipp		
S5 44 SAMANSKI Joshua	S4 29 DRAISAITL Leon +C	S6 95 TIFFELS Frederik
S2 38 WAGNER Fabio	S3 53 SEIDER Moritz +A	
77 PETERKA John	18 STUTZLE Tim +A	73 REICHEL Lukas
41 MULLER Jonas		6 WISSMANN Kai
62 TUOMIE Parker	65 MICHAELIS Marc	72 KAHUN Dominik
49 KALBLE Lukas		9 GAWANKE Leon
8 RIEDER Tobias	78 STURM Nico	40 EHL Alexander
	91 MULLER Moritz	

**Legend:**

+A Alternate Captain      +C Captain      Sn Starting position



SUN 15 FEB 2026

Start Time 21:10  
End Time 23:36

Preliminary round - Group C, Game 18

Turno preliminare - Gruppo C, Partita 18 / Tour préliminaire - Groupe C, Match 18

### Game Summary

Tabella riassuntiva partita / Resume du match

**USA - GER 5 - 1 (1 - 0 , 2 - 0 , 2 - 1)**

Spectators	Referees	Linespersons
11497	97 HRIBIK Jan (CZE) , 4 McCAULEY Wes (CAN)	58 BRIGANTI Nick (USA) , 95 MURRAY Jonny (USA)

#### Team Statistics

Period	Score	SVS	SOG	PIM	TPP	PPG	SHG
1	1 : 0	8 : 14	15 : 8	0 : 2	2:00 : 0:00	0 : 0	0 : 0
2	2 : 0	7 : 11	13 : 7	4 : 2	0:22 : 4:00	1 : 0	0 : 0
3	2 : 1	8 : 7	9 : 9	2 : 0	0:00 : 2:00	0 : 0	0 : 0
<b>Total</b>	<b>5 : 1</b>	<b>23 : 32</b>	<b>37 : 24</b>	<b>6 : 4</b>	<b>2:22 : 6:00</b>	<b>1 : 0</b>	<b>0 : 0</b>

#### 1st Period

Action	Time	ET/Res	Team	Type	No.	Name	(G) Name of Assistant(s) / Action Description
GK	00:00		USA		37	HELLEBUYCK C	- Goalkeeper in
GK	00:00		GER		37	FRANZREB M	- Goalkeeper in
Penalty	07:06	09:06	GER	2 min.	49	KALBLE L	- Hooking
<b>Goal</b>	<b>19:51</b>	<b>1 : 0</b>	<b>USA</b>	<b>EQ</b>	<b>8</b>	<b>WERENSKI Z</b>	(1) 34 MATTHEWS A On Ice USA 37 8 12 34 43 59 GER 37 18 38 53 73 77

#### 2nd Period

Action	Time	ET/Res	Team	Type	No.	Name	(G) Name of Assistant(s) / Action Description
Penalty	20:50	22:50	USA	2 min.	9	EICHEL J	- Hooking
Penalty	23:03	23:25	GER	2 min.	6	WISSMANN K	- Interference
<b>Goal</b>	<b>23:25</b>	<b>2 : 0</b>	<b>USA</b>	<b>PP1</b>	<b>34</b>	<b>MATTHEWS A</b>	(2) 43 HUGHES Q On Ice USA 37 9 19 34 43 72 19 TKACHUK M GER 37 38 40 53 78 *
Penalty	26:02	28:02	USA	2 min.	8	WERENSKI Z	- Slashing
<b>Goal</b>	<b>37:35</b>	<b>3 : 0</b>	<b>USA</b>	<b>EQ</b>	<b>14</b>	<b>FABER B</b>	(1) 19 TKACHUK M On Ice USA 37 7 9 14 19 74 7 TKACHUK B GER 37 8 9 40 49 78

#### 3rd Period

Action	Time	ET/Res	Team	Type	No.	Name	(G) Name of Assistant(s) / Action Description
<b>Goal</b>	<b>41:55</b>	<b>4 : 0</b>	<b>USA</b>	<b>EQ</b>	<b>72</b>	<b>THOMPSON T</b>	(2) 21 LARKIN D On Ice USA 37 8 21 72 85 91 85 SANDERSON J GER 37 6 18 41 73 77
<b>Goal</b>	<b>46:46</b>	<b>5 : 0</b>	<b>USA</b>	<b>EQ</b>	<b>34</b>	<b>MATTHEWS A</b>	(3) 85 SANDERSON J On Ice USA 37 12 15 34 59 85 15 HANIFIN N GER 37 6 29 41 72 95
<b>Goal</b>	<b>51:22</b>	<b>5 : 1</b>	<b>GER</b>	<b>EQ</b>	<b>18</b>	<b>STUTZLE T</b>	(4) 77 PETERKA J On Ice USA 37 8 12 15 34 59 GER 37 18 49 73 77 91
Penalty	55:34	57:34	USA	2 min.	19	TKACHUK M	- Unsportsmanlike Conduct
GK	60:00		USA				37 HELLEBUYCK C - Goalkeeper out
GK	60:00		GER				37 FRANZREB M - Goalkeeper out

#### Goalkeeper Records

Team : USA - United States of America

Team : GER - Germany

No.	Name	SOG	SVS	MIP
37	HELLEBUYCK Connor	24	23	60:00
30	OETTINGER Jake			

No.	Name	SOG	SVS	MIP
37	FRANZREB Maximilian	37	32	60:00
30	GRUBAUER Philipp			

#### Game Statistics

Team : USA (White)

Head Coach : SULLIVAN Mike

No.	Pos.	Name	Shots on Goal							Time on Ice												
			G	A	P	PIM	FO+	FO-	FO+/-	FO%	1	2	3	OT	TS	+/-	1	2	3	OT	TOT	SHF
7	F	TKACHUK Brady	0	1	1	0	0	1	-1	0.00	2	0	0	2	+1	6:20	4:11	3:41		14:12	19	0:44
9	F	EICHEL Jack	0	0	0	2	5	12	-7	29.41	1	1	0	2	+1	6:00	6:30	3:48		16:18	21	0:46
19	F	TKACHUK Matthew +A	0	2	2	2	0	0	0	0.00	3	0	0	3	+1	6:30	4:12	4:15		14:57	21	0:42
25	D	McAVOY Charlie +A	0	0	0	0	0	0	0	0.00	0	0	0	0	0	6:34	5:36	5:59		18:09	24	0:45
43	D	HUGHES Quinn	0	1	1	0	0	0	0	0.00	1	1	0	2	+1	8:39	6:45	6:35		21:59	22	0:59



SUN 15 FEB 2026

Start Time 21:10  
End Time 23:36

Preliminary round - Group C, Game 18

Turno preliminare - Gruppo C, Partita 18 / Tour préliminaire - Groupe C, Match 18

Head Coach : SULLIVAN Mike										Shots on Goal				Time on Ice									
No.	Pos.	Name	G	A	P	PIM	FO+	FO-	FO+/-	FO%	1	2	3	OT	TS	+/-	1	2	3	OT	TOT	SHF	AVG
12	F	BOLDY Matt	0	0	0	0	0	0	0	0.00	5	2	1		8	+1	5:25	5:54	5:57		17:16	21	0:49
14	D	FABER Brock	1	0	1	0	0	0	0	0.00	0	1	0		1	+1	5:02	7:18	7:00		19:20	23	0:50
34	F	MATTHEWS Auston +C	2	1	3	0	5	7	-2	41.67	0	2	1		3	+1	5:17	4:15	5:45		15:17	19	0:48
59	F	GUENTZEL Jake	0	0	0	0	0	0	0	0.00	1	1	0		2	+1	5:31	5:31	6:05		17:07	20	0:51
74	D	SLAVIN Jaccob	0	0	0	0	0	0	0	0.00	0	0	0		0	+1	4:12	5:54	5:23		15:29	20	0:46
8	D	WERENSKI Zach	1	0	1	2	0	0	0	0.00	1	0	1		2	+1	7:48	5:41	6:01		19:30	21	0:55
21	F	LARKIN Dylan	0	1	1	0	6	2	4	75.00	0	1	1		2	+1	4:46	5:04	6:07		15:57	21	0:45
72	F	THOMPSON Tage	1	0	1	0	2	0	2	100.00	0	0	3		3	+1	3:40	1:46	3:57		9:23	13	0:43
85	D	SANDERSON Jake	0	2	2	0	0	0	0	0.00	0	1	0		1	+2	2:19	3:05	5:16		10:40	16	0:40
91	F	KELLER Clayton	0	0	0	0	0	0	0	0.00	0	0	0		0	+1	4:12	2:02	3:37		9:51	13	0:45
10	F	MILLER JT	0	0	0	0	0	1	-1	0.00	0	0	1		1	0	3:28	4:45	4:24		12:37	21	0:36
15	D	HANIFIN Noah	0	1	1	0	0	0	0	0.00	0	0	0		0	0	3:16	5:26	3:46		12:28	15	0:49
29	F	NELSON Brock	0	0	0	0	7	4	3	63.64	0	1	0		1	0	3:38	5:09	4:10		12:57	20	0:38
86	F	HUGHES Jack	0	0	0	0	0	0	0	0.00	1	1	1		3	0	4:03	3:33	3:43		11:19	16	0:42
16	F	TROCHECK Vincent	0	0	0	0	6	3	3	66.67	0	1	0		1	0	3:20	3:21	2:31		9:12	18	0:30
30	GK	OETTINGER Jake	0	0	0	0					0	0	0		0								
37	GK	HELLEBUYCK Connor	0	0	0	0					0	0	0		0								
<b>Total</b>			<b>5</b>	<b>9</b>	<b>14</b>	<b>6</b>	<b>31</b>	<b>30</b>	<b>1</b>	<b>50.82</b>	<b>15</b>	<b>13</b>	<b>9</b>		<b>37</b>								

Team : GER (Black)

Head Coach : KREIS Harold										Shots on Goal				Time on Ice									
No.	Pos.	Name	G	A	P	PIM	FO+	FO-	FO+/-	FO%	1	2	3	OT	TS	+/-	1	2	3	OT	TOT	SHF	AVG
29	F	DRAISAITL Leon +C	0	0	0	0	17	6	11	73.91	0	0	0		0	-1	5:11	8:49	5:54		19:54	22	0:54
38	D	WAGNER Fabio	0	0	0	0	0	0	0	0.00	1	0	0		1	-1	5:51	4:49	5:48		16:28	23	0:42
44	F	SAMANSKI Joshua	0	0	0	0	3	2	1	60.00	0	0	0		0	0	4:40	8:05	5:07		17:52	21	0:51
53	D	SEIDER Moritz +A	0	0	0	0	0	0	0	0.00	3	2	2		7	-1	6:41	10:49	8:50		26:20	28	0:56
95	F	TIFFELS Frederik	0	0	0	0	0	0	0	0.00	0	1	0		1	-1	5:04	5:35	4:58		15:37	19	0:49
6	D	WISSMANN Kai	0	0	0	2	0	0	0	0.00	1	0	2		3	-2	8:25	5:00	8:11		21:36	25	0:51
18	F	STUTZLE Tim +A	1	0	1	0	5	8	-3	38.46	0	2	1		3	-1	6:18	8:02	6:42		21:02	19	1:06
41	D	MULLER Jonas	0	0	0	0	0	0	0	0.00	0	0	1		1	-2	7:52	4:43	5:55		18:30	21	0:52
73	F	REICHEL Lukas	0	0	0	0	0	0	0	0.00	1	0	0		1	-1	5:22	3:45	5:24		14:31	22	0:39
77	F	PETERKA John	0	1	1	0	0	0	0	0.00	0	1	1		2	-1	6:03	7:23	5:45		19:11	19	1:00
9	D	GAWANKE Leon	0	0	0	0	0	0	0	0.00	0	0	1		1	-1	4:02	3:43	3:44		11:29	16	0:43
49	D	KALBLE Lukas	0	0	0	2	0	0	0	0.00	1	1	0		2	0	3:35	3:16	2:55		9:46	16	0:36
62	F	TUOMIE Parker	0	0	0	0	0	0	0	0.00	0	0	0		0	0	5:10	3:43	4:18		13:11	16	0:49
65	F	MICHAELIS Marc	0	0	0	0	1	5	-4	16.67	0	0	0		0	0	4:53	4:45	3:50		13:28	17	0:47
72	F	KAHUN Dominik	0	0	0	0	1	3	-2	25.00	0	0	0		0	-1	5:50	5:09	6:15		17:14	19	0:54
8	F	RIEDER Tobias	0	0	0	0	0	0	0	0.00	0	0	0		0	-1	3:07	2:45	5:12		11:04	16	0:41
40	F	EHL Alexander	0	0	0	0	0	0	0	0.00	0	0	1		1	-1	2:57	2:14	4:06		9:17	16	0:34
78	F	STURM Nico	0	0	0	0	3	7	-4	30.00	0	0	0		0	-1	3:09	2:45	3:58		9:52	17	0:34
91	D	MULLER Moritz	0	0	0	0	0	0	0	0.00	1	0	0		1	+1	3:47	4:18	3:08		11:13	15	0:44
30	GK	GRUBAUER Philipp	0	0	0	0					0	0	0		0								
37	GK	FRANZREB Maximilian	0	0	0	0					0	0	0		0								
<b>Total</b>			<b>1</b>	<b>1</b>	<b>2</b>	<b>4</b>	<b>30</b>	<b>31</b>	<b>-1</b>	<b>49.18</b>	<b>8</b>	<b>7</b>	<b>9</b>		<b>24</b>								

Group C

R	Team	GP	W	OTW	OTL	L	GDF	GF:GA	PTS
1	USA	3	3	0	0	0	+11	16 : 5	9
2	GER	3	1	0	0	2	-3	7 : 10	3
3	DEN	3	1	0	0	2	-3	8 : 11	3
4	LAT	3	1	0	0	2	-5	7 : 12	3

	DEN	GER	LAT	USA
DEN		1:3	4:2	3:6
GER	3:1		3:4	1:5
LAT	2:4	4:3		1:5
USA	6:3	5:1	5:1	



**SUN 15 FEB 2026**

Start Time 21:10  
End Time 23:36

**Preliminary round - Group C, Game 18**

Turno preliminare - Gruppo C, Partita 18 / Tour preliminaire - Groupe C, Match 18

Legend:		
<b>(G)</b> Goals in tournament	*	Does not count for Plus/minus
<b>+C</b> Captain	<b>A</b>	Assists
<b>EQ</b> Equal strength	<b>ET/Res</b>	Penalty end time/Result of game
<b>FO+</b> Face-offs won	<b>FO-</b>	Face-offs lost
<b>GA</b> Goals against	<b>GDF</b>	Goal difference
<b>GP</b> Games played	<b>L</b>	Losses
<b>OT</b> Overtime	<b>OTL</b>	Overtime losses
<b>PIM</b> Penalties in minutes	<b>Pos.</b>	Position
<b>PTS</b> Points	<b>R</b>	Rank
<b>SOG</b> Shots on goal	<b>SVS</b>	Saves
<b>TS</b> Total shots	<b>W</b>	Wins
	<b>+/-</b>	Plus/minus net
	<b>AVG</b>	Average time on ice / shift
	<b>F</b>	Forward
	<b>FO+/-</b>	Face-offs net
	<b>GF</b>	Goals for
	<b>MIP</b>	Minutes in play (GK)
	<b>OTW</b>	Overtime wins
	<b>PP1</b>	Power play - 1 player
	<b>SHF</b>	Number of shifts
	<b>TOT</b>	Total
	<b>+A</b>	Alternate Captain
	<b>D</b>	Defender
	<b>FO%</b>	% Face-offs won
	<b>G</b>	Goals
	<b>GK</b>	Goalkeeper
	<b>No.</b>	Jersey number
	<b>P</b>	Points
	<b>PPG</b>	Power play goals
	<b>SHG</b>	Shorthanded goals
	<b>TPP</b>	Time on power play




Shot Chart

Tabella azioni di tiro / Analyse des tirs

USA - GER

Shots by USA  
Goal (o): 1  
Block (<): 3  
Save (+): 14  
Miss (-): 1



GK 37 of GER



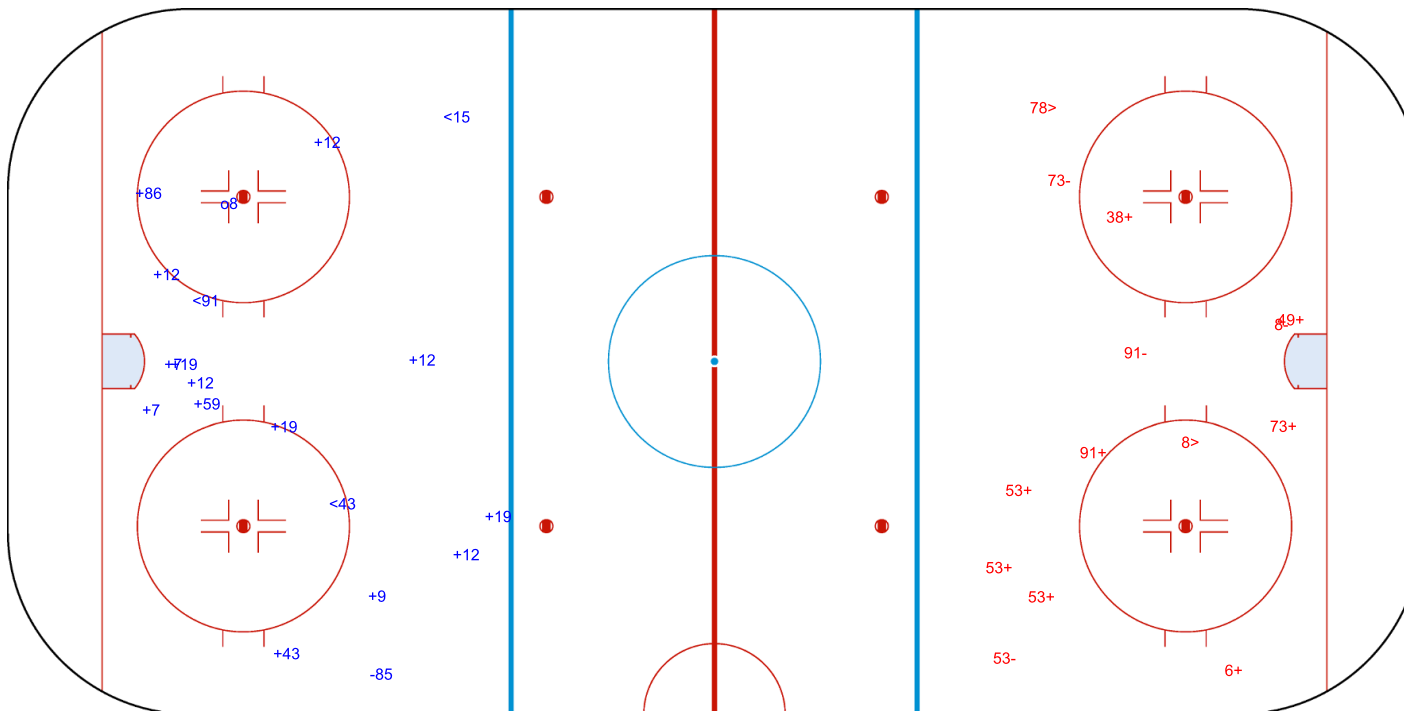
1st Period



Shots by GER  
Goal (o): 0  
Block (>): 2  
Save (+): 8  
Miss (-): 4



GK 37 of USA





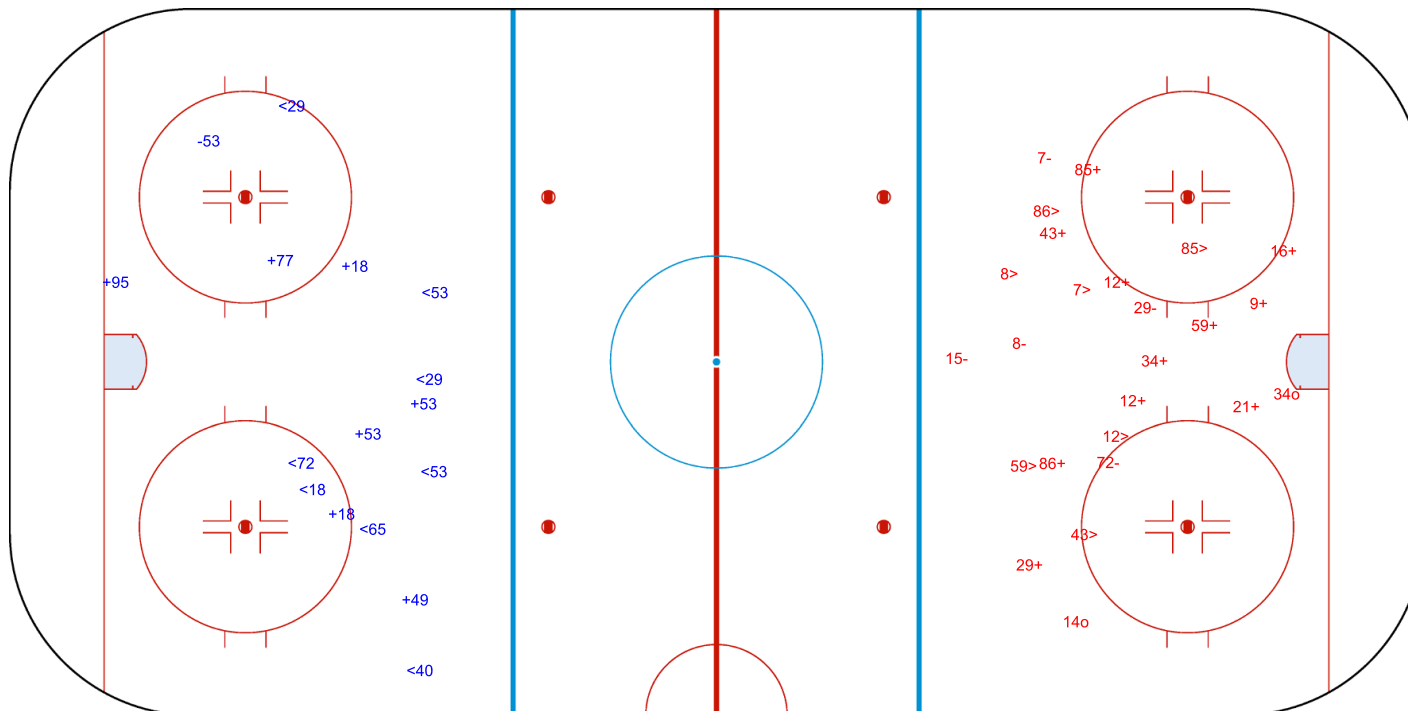
Shots by GER  
Goal (o): 0  
Block (<): 8  
Save (+): 7  
Miss (-): 1




GK 37 of USA



2nd Period



Shots by USA  
Goal (o): 2  
Block (>): 7  
Save (+): 11  
Miss (-): 5

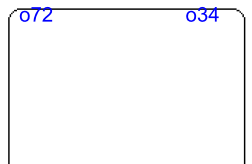


GK 37 of GER



Shots by USA

Goal (o): 2      Save (+): 7  
Block (<): 0      Miss (-): 6



GK 37 of GER




3rd Period

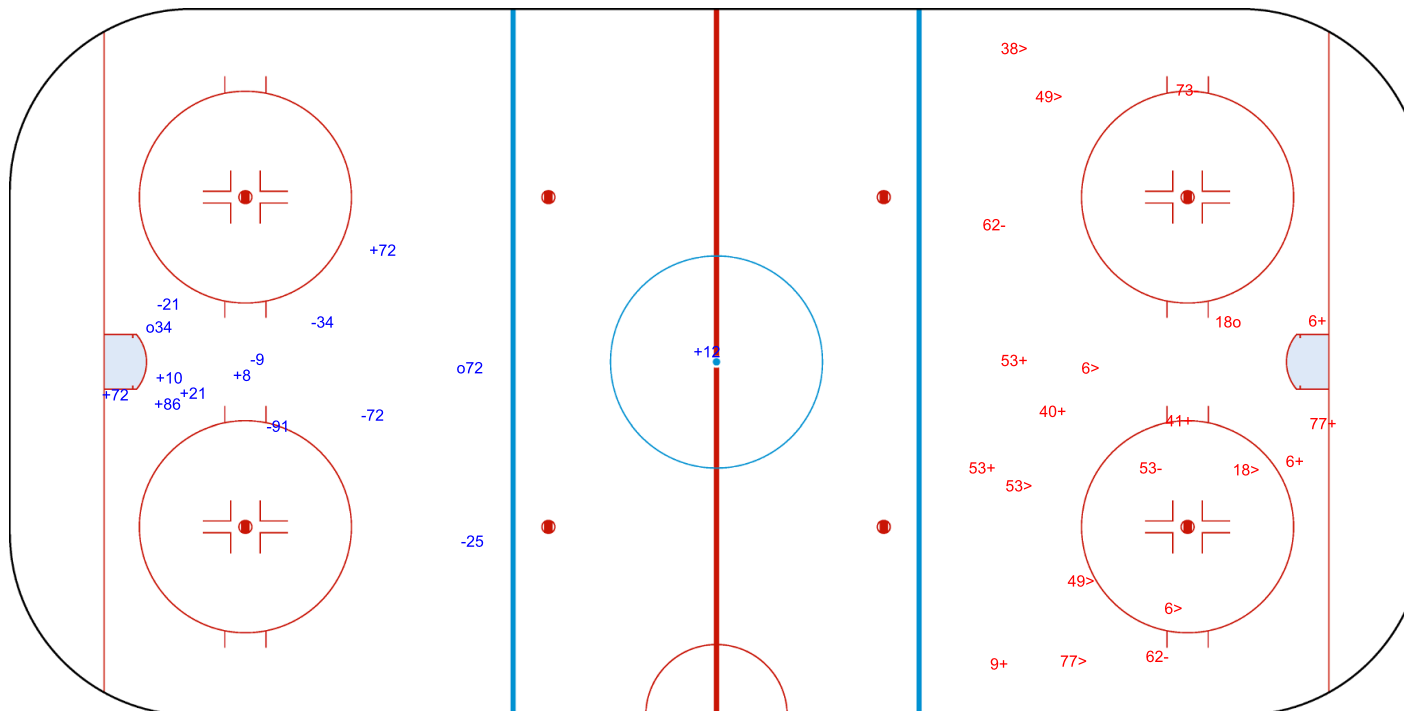


Shots by GER

Goal (o): 1      Save (+): 8  
Block (>): 8      Miss (-): 4



GK 37 of USA



Legend: GK Goalkeeper



### Face-off Chart

Tabella ingaggi / Statistiques des mises en jeu

#### USA - GER

##### 1st PERIOD

	USA		GER		USA		GER		
	Def. zone	Att. zone	Neutral zone		Att. zone	Def. zone			
	+ 21	- 65	- 9	+ 29	+ 9	- 78			Total wins all zones
	+ 29	- 78	- 9	+ 29	- 9	+ 29			
	+ 16	- 29	- 34	+ 18	- 34	+ 78			
	- 21	+ 29	+ 29	- 18	+ 72	- 65			
	+ 34	- 72	+ 16	- 78	- 9	+ 29			
					+ 9	- 65			
					+ 9	- 65			
					- 34	+ 18			
Total wins / period	4 / 80%	1 / 20%	2 / 40%	3 / 60%	4 / 50%	4 / 50%			USA: 10 / 56% GER: 8 / 44%

##### 2nd PERIOD

	USA		GER		USA		GER			
	Def. zone	Att. zone	Neutral zone		Att. zone	Def. zone				
	- 16	+ 29	- 9	+ 29	+ 16	- 29			Total wins all zones	
	+ 16	- 29	+ 21	- 65	- 34	+ 78				
	- 29	+ 29	+ 21	- 72	- 7	+ 29				
	- 10	+ 29	- 34	+ 18	+ 29	- 18				
	- 9	+ 29	- 34	+ 29	+ 29	- 18				
	- 9	+ 29	+ 9	- 18	- 16	+ 29				
	- 9	+ 18			- 29	+ 65				
	- 16	+ 29			- 21	+ 78				
Total wins / period	1 / 13%	7 / 87%	3 / 50%	3 / 50%	3 / 38%	5 / 62%				USA: 7 / 32% GER: 15 / 68%

##### 3rd PERIOD

	USA		GER		USA		GER			
	Def. zone	Att. zone	Neutral zone		Att. zone	Def. zone				
	+ 34	- 72	+ 9	- 29	- 34	+ 18			Total wins all zones	
	+ 29	- 29	+ 29	- 44	+ 72	- 78				
	- 9	+ 44	- 9	+ 44	- 9	+ 29				
	+ 21	- 78	+ 34	- 18						
	+ 21	- 78	+ 34	- 18						
	- 9	+ 29	- 29	+ 44						
	+ 29	- 44	+ 34	- 18						
	+ 16	- 18	+ 21	- 78						
	+ 16	- 29								
	- 29	+ 72								
Total wins / period	7 / 70%	3 / 30%	6 / 75%	2 / 25%	1 / 33%	2 / 67%				USA: 14 / 67% GER: 7 / 33%



TOTAL

Total wins / game	USA	GER	USA	GER	USA	GER	Total wins all zones	
	Def. zone	Att. zone	Neutral zone		Att. zone	Def. zone	USA	GER
	12 / 52%	11 / 48%	11 / 58%	8 / 42%	8 / 42%	11 / 58%	31 / 51%	30 / 49%

HEAD TO HEAD

		GER						Tot.	wins USA	Dz	Nz	Az
No.		18	29	44	65	72	78					
USA	7		0 - 1					1	0 0%			0 0%
	9	1 - 1	1 - 9	0 - 2	2 - 0		1 - 0	17	5 29%	0 0%	2 33%	3 50%
	10		0 - 1					1	0 0%	0 0%		
	16	1 - 0	4 - 3				1 - 0	9	6 67%	4 67%	1 100%	1 50%
	21		0 - 1		2 - 0	1 - 0	3 - 1	8	6 75%	3 75%	3 100%	0 0%
	29	3 - 0	1 - 1	2 - 1	0 - 1	0 - 1	1 - 0	11	7 64%	3 60%	2 67%	2 67%
	34	3 - 4	0 - 1			2 - 0	0 - 2	12	5 42%	2 100%	3 50%	0 0%
	72				1 - 0		1 - 0	2	2 100%			2 100%
<b>Tot.</b>	13	23	5	6	4	10	61	31 51%	12 52%	11 58%	8 42%	
<b>wins GER</b>	5 38%	17 74%	3 60%	1 17%	1 25%	3 30%	30 49%					
<b>Dz</b>	2 50%	5 83%		1 25%		3 60%	11 58%					
<b>Nz</b>	2 29%	4 80%	2 67%	0 0%	0 0%	0 0%	8 42%					
<b>Az</b>	1 50%	8 67%	1 50%	0 0%	1 33%	0 0%	11 48%					

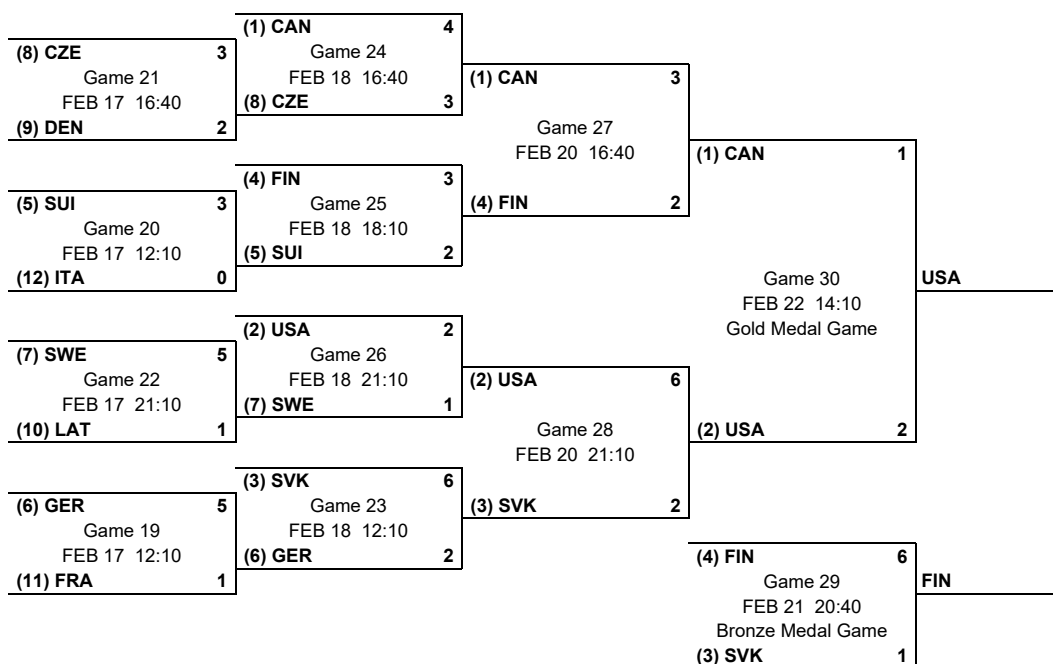
<b>Legend:</b>	<b>Att.</b> Attacking	<b>Az</b> Attacking zone	<b>Def.</b> Defending	<b>Dz</b> Defending zone
<b>No.</b> Jersey number	<b>Nz</b> Neutral zone	<b>Tot.</b> Total face-offs played		



**Tournament Progress**  
Andamento del torneo / Evolution du tournoi  
As of SUN 22 FEB 2026

Game	Round	Date	Time	Teams	Results	1	2	3	OT	SO	Venue
19	QP	TUE 17 FEB	12:10	GER - FRA	5 - 1	3 - 0	0 - 1	2 - 0			Milano Santagiulia IHO
20	QP	TUE 17 FEB	12:10	SUI - ITA	3 - 0	2 - 0	0 - 0	1 - 0			Milano Rho Ice Hockey
21	QP	TUE 17 FEB	16:40	CZE - DEN	3 - 2	0 - 0	3 - 2	0 - 0			Milano Santagiulia IHO
22	QP	TUE 17 FEB	21:10	SWE - LAT	5 - 1	2 - 0	1 - 1	2 - 0			Milano Santagiulia IHO
23	QF	WED 18 FEB	12:10	SVK - GER	6 - 2	1 - 0	3 - 1	2 - 1			Milano Santagiulia IHO
24	QF	WED 18 FEB	16:40	CAN - CZE	4 - 3	1 - 2	1 - 0	1 - 1	1 - 0		Milano Santagiulia IHO
25	QF	WED 18 FEB	18:10	FIN - SUI	3 - 2	0 - 2	0 - 0	2 - 0	1 - 0		Milano Rho Ice Hockey
26	QF	WED 18 FEB	21:10	USA - SWE	2 - 1	0 - 0	1 - 0	0 - 1	1 - 0		Milano Santagiulia IHO
27	SF	FRI 20 FEB	16:40	CAN - FIN	3 - 2	0 - 1	1 - 1	2 - 0			Milano Santagiulia IHO
28	SF	FRI 20 FEB	21:10	USA - SVK	6 - 2	2 - 0	3 - 0	1 - 2			Milano Santagiulia IHO
29	BMG	SAT 21 FEB	20:40	SVK - FIN	1 - 6	0 - 1	1 - 1	0 - 4			Milano Santagiulia IHO
30	GMG	SUN 22 FEB	14:10	CAN - USA	1 - 2	0 - 1	1 - 0	0 - 0	0 - 1		Milano Santagiulia IHO

Qualification Play-off	Quarterfinals	Semifinals	Finals
------------------------	---------------	------------	--------



**Final Ranking**

- Gold** United States of America
- Silver** Canada
- Bronze** Finland
- 4 Slovakia
- 5 Switzerland
- 6 Germany
- 7 Sweden
- 8 Czechia
- 9 Denmark
- 10 Latvia
- 11 France
- 12 Italy

<b>Legend:</b>	<b>1</b> 1st period	<b>2</b> 2nd period	<b>3</b> 3rd period	<b>BMG</b> Bronze Medal Game
<b>GMG</b> Gold Medal Game	<b>OT</b> Overtime	<b>QF</b> Quarterfinals	<b>QP</b> Qualification Play-off	
<b>SF</b> Semifinals	<b>SO</b> Shootout			



## Line-Ups

Formazioni / Composition des equipes

### GER - FRA

#### Referees

18 CAMPBELL Michael (CAN), 7 HOLM Christoffer (SWE)

#### Goalkeepers

Team: GER

##### No. Name

30 GRUBAUER Philipp  
37 FRANZREB Maximilian

#### Team Line-ups

Team: GER (Yellow)

##### No. Pos. Name

38 D	WAGNER Fabio
53 D	SEIDER Moritz +A
29 F	DRAISAITL Leon +C
73 F	REICHEL Lukas
95 F	TIFFELS Frederik
6 D	WISSMANN Kai
41 D	MULLER Jonas
18 F	STUTZLE Tim +A
44 F	SAMANSKI Joshua
77 F	PETERKA John
9 D	GAWANKE Leon
49 D	KALBLE Lukas
62 F	TUOMIE Parker
65 F	MICHAELIS Marc
72 F	KAHUN Dominik
91 D	MULLER Moritz
8 F	RIEDER Tobias
40 F	EHL Alexander
78 F	STURM Nico
74 F	SCHUTZ Justin

Head Coach: KREIS Harold

#### NOT DRESSED:

11 D GEIBEL Korbinian  
19 F STACHOWIAK Wojciech  
35 GK NIEDERBERGER Mathias

#### Linespersons

98 ANKERSTJERNE Albert (DEN), 96 BRISEBOIS David (CAN)

Team: FRA

##### No. Name

30 KELLER Antoine  
33 JUNCA Julian

Team: FRA (Blue)

##### No. Pos. Name

5 D	GUEBEY Enzo
18 D	AUVITU Yohann +A
14 F	da COSTA Stephane +A
41 F	BELLEMARE Pierre-Edouard +C
72 F	PERRET Jordann
8 D	GALLET Hugo
27 D	BOSCQ Jules
29 F	BOUDON Louis
78 F	FABRE Dylan
85 F	TEXIER Alexandre
19 D	CANTAGALLO Enzo
62 D	CHAKIACHVILI Florian
24 F	ADDAMO Justin
77 F	TREILLE Sacha
91 F	DOUAY Florian
74 D	THIRY Thomas
3 F	BERTRAND Charles
25 F	RITZ Nicolas
81 F	RECH Anthony
95 F	BOZON Kevin

Head Coach: TREILLE Yorick

#### NOT DRESSED:

7 D CRINON Pierre  
36 GK NECKAR Martin  
90 F DAIR Aurelien

#### Legend:

<b>+A</b>	Alternate Captain	<b>+C</b>	Captain	<b>D</b>	Defender	<b>F</b>	Forward
<b>No.</b>	Jersey number	<b>Pos.</b>	Position				



## Graphical Line-ups

Schema grafico formazioni / Alignments

### GER - FRA

**Referees**

18 CAMPBELL Michael (CAN), 7 HOLM Christoffer (SWE)

**Linespersons**

98 ANKERSTJERNE Albert (DEN), 96 BRISEBOIS David (CAN)

**Team:** GER - Germany (Yellow)

**Head Coach:** KREIS Harold

S1 30 GRUBAUER Philipp		
37 FRANZREB Maximilian		
S5 73 REICHEL Lukas	S4 29 DRAISAITL Leon +C	S6 95 TIFFELS Frederik
S2 38 WAGNER Fabio		S3 53 SEIDER Moritz +A
44 SAMANSKI Joshua	18 STUTZLE Tim +A	77 PETERKA John
41 MULLER Jonas		6 WISSMANN Kai
62 TUOMIE Parker	72 KAHUN Dominik	65 MICHAELIS Marc
49 KALBLE Lukas		9 GAWANKE Leon
8 RIEDER Tobias	78 STURM Nico	40 EHL Alexander
		91 MULLER Moritz
74 SCHUTZ Justin		

**Team:** FRA - France (Blue)

**Head Coach:** TREILLE Yorick

S1 33 JUNCA Julian		
30 KELLER Antoine		
S4 14 da COSTA Stephane +A	S5 41 BELLEMARE Pierre-Edouard +C	S6 72 PERRET Jordann
S3 18 AUVITU Yohann +A		S2 5 GUEBEY Enzo
85 TEXIER Alexandre	29 BOUDON Louis	78 FABRE Dylan
27 BOSCHQ Jules		8 GALLET Hugo
91 DOUAY Florian	24 ADDAMO Justin	77 TREILLE Sacha
62 CHAKIACHVILI Florian		19 CANTAGALLO Enzo
81 RECH Anthony	25 RITZ Nicolas	3 BERTRAND Charles
		74 THIRY Thomas
95 BOZON Kevin		

**Legend:**

+A Alternate Captain

+C Captain

Sn

Starting position



## Game Summary

Tabella riassuntiva partita / Resume du match

**GER - FRA 5 - 1 (3 - 0, 0 - 1, 2 - 0)**

Spectators	Referees	Linespersons
9788	18 CAMPBELL Michael (CAN) , 7 HOLM Christoffer (SWE)	98 ANKERSTJERNE Albert (DEN) , 96 BRISEBOIS David (CAN)

### Team Statistics

Period	Score	SVS	SOG	PIM	TPP	PPG	SHG
1	3 : 0	4 : 10	13 : 4	0 : 4	3:11 : 0:00	1 : 0	0 : 0
2	0 : 1	9 : 13	13 : 10	0 : 0	0:00 : 0:00	0 : 0	0 : 0
3	2 : 0	17 : 8	10 : 17	4 : 2	0:23 : 4:00	1 : 0	0 : 0
<b>Total</b>	<b>5 : 1</b>	<b>30 : 31</b>	<b>36 : 31</b>	<b>4 : 6</b>	<b>3:34 : 4:00</b>	<b>2 : 0</b>	<b>0 : 0</b>

### 1st Period

Action	Time	ET/Res	Team	Type	No.	Name	(G)	Name of Assistant(s) / Action Description
GK	00:00		GER		30	GRUBAUER P		- Goalkeeper in
GK	00:00		FRA		33	JUNCA J		- Goalkeeper in
Penalty	02:29	03:40	FRA	2 min.	25	RITZ N		- Hooking
Goal	03:40	1 : 0	GER	PP1	29	DRAISAITL L	(2)	44 SAMANSKI J 18 STUTZLE T On Ice GER 30 18 29 44 53 77 FRA 33 8 27 72 95 *
Goal	10:54	2 : 0	GER	EQ	95	TIFFELS F	(1)	On Ice GER 30 29 49 73 91 95 FRA 33 5 14 18 41 72
Penalty	14:36	16:36	FRA	2 min.	91	DOUAY F		- Holding
Goal	18:13	3 : 0	GER	EQ	77	PETERKA J	(1)	18 STUTZLE T On Ice GER 30 18 29 38 53 77 FRA 33 19 29 62 78 85

### 2nd Period

Action	Time	ET/Res	Team	Type	No.	Name	(G)	Name of Assistant(s) / Action Description
GK	20:00		FRA		30	KELLER A		- Goalkeeper in
Goal	24:02	3 : 1	FRA	EQ	41	BELLEMARE PE	(1)	72 PERRET J On Ice GER 30 29 49 73 91 95 FRA 30 5 14 18 41 72

### 3rd Period

Action	Time	ET/Res	Team	Type	No.	Name	(G)	Name of Assistant(s) / Action Description
Penalty	46:38	47:01	FRA	2 min.	8	GALLET H		- Holding
Goal	47:01	4 : 1	GER	PP1	44	SAMANSKI J	(1)	29 DRAISAITL L 53 SEIDER M On Ice GER 30 18 29 44 53 77 FRA 30 27 41 74 85 *
Penalty	50:38	52:38	GER	2 min.	65	MICHAELIS M		- Delaying the Game
Penalty	53:39	55:39	GER	2 min.	77	PETERKA J		- Tripping
GK	56:53		FRA					30 KELLER A - Goalkeeper out
Time-out	58:08		FRA					
Goal	59:04	5 : 1	GER	EQ ENG	78	STURM N	(1)	29 DRAISAITL L 8 RIEDER T On Ice GER 30 8 29 49 78 91 FRA 3 14 18 41 72 85
GK	59:04		FRA		30	KELLER A		- Goalkeeper in
GK	60:00		GER					30 GRUBAUER P - Goalkeeper out
GK	60:00		FRA					30 KELLER A - Goalkeeper out

### Goalkeeper Records

Team : GER - Germany

No.	Name	SOG	SVS	MIP
30	GRUBAUER Philipp	31	30	60:00
37	FRANZREB Maximilian			

Team : FRA - France

No.	Name	SOG	SVS	MIP
30	KELLER Antoine	22	21	37:49
33	JUNCA Julian	13	10	20:00

### Game Statistics

Team : GER (Yellow)																							
Head Coach : KREIS Harold										Shots on Goal				Time on Ice									
No.	Pos.	Name	G	A	P	PIM	FO+	FO-	FO+/-	FO%	1	2	3	OT	TS	+/-	1	2	3	OT	TOT	SHF	AVG
29	F	DRAISAITL Leon +C	1	2	3	0	19	11	8	63.33	1	1	2		4	+2	8:36	7:47	7:44		24:07	24	1:00
38	D	WAGNER Fabio	0	0	0	0	0	0	0	0.00	1	2	0		3	+1	6:33	6:08	6:38		19:19	26	0:44
53	D	SEIDER Moritz +A	0	1	1	0	0	0	0	0.00	0	0	2		2	+1	8:08	7:31	7:36		23:15	28	0:49



Head Coach : KREIS Harold										Shots on Goal				Time on Ice									
No.	Pos.	Name	G	A	P	PIM	FO+	FO-	FO+/-	FO%	1	2	3	OT	TS	+/-	1	2	3	OT	TOT	SHF	AVG
73	F	REICHEL Lukas	0	0	0	0	0	0	0	0.00	1	1	1		3	0	6:32	5:10	3:35		15:17	20	0:45
95	F	TIFFELS Frederik	1	0	1	0	0	0	0	0.00	1	2	0		3	0	5:24	5:23	4:58		15:45	19	0:49
6	D	WISSMANN Kai	0	0	0	0	0	0	0	0.00	1	0	1		2	0	6:32	6:37	6:35		19:44	24	0:49
18	F	STUTZLE Tim +A	0	2	2	0	5	2	3	71.43	3	0	0		3	+1	7:17	8:41	7:05		23:03	20	1:09
41	D	MULLER Jonas	0	0	0	0	0	0	0	0.00	0	0	0		0	0	6:00	6:11	6:21		18:32	23	0:48
44	F	SAMANSKI Joshua	1	1	2	0	0	0	0	0.00	0	1	1		2	0	5:53	4:24	3:45		14:02	14	1:00
77	F	PETERKA John	1	0	1	2	0	0	0	0.00	1	2	1		4	+1	6:51	7:45	6:33		21:09	20	1:03
9	D	GAWANKE Leon	0	0	0	0	0	0	0	0.00	1	0	0		1	0	3:24	5:00	1:53		10:17	15	0:41
49	D	KALBLE Lukas	0	0	0	0	0	0	0	0.00	0	1	0		1	+1	3:25	3:23	5:33		12:21	19	0:39
62	F	TUOMIE Parker	0	0	0	0	0	0	0	0.00	1	0	0		1	0	4:46	3:57	3:28		12:11	17	0:43
65	F	MICHAELIS Marc	0	0	0	2	0	2	-2	0.00	1	0	0		1	0	4:41	3:59	4:09		12:49	19	0:40
72	F	KAHUN Dominik	0	0	0	0	3	9	-6	25.00	0	1	0		1	0	5:37	3:57	3:31		13:05	17	0:46
8	F	RIEDER Tobias	0	1	1	0	0	0	0	0.00	0	1	0		1	+1	2:55	3:20	4:11		10:26	16	0:39
40	F	EHL Alexander	0	0	0	0	0	0	0	0.00	1	0	0		1	0	2:06	2:56	3:07		8:09	14	0:34
78	F	STURM Nico	1	0	1	0	5	4	1	55.56	0	0	2		2	+1	2:10	2:41	4:20		9:11	15	0:36
91	D	MULLER Moritz	0	0	0	0	0	0	0	0.00	0	1	0		1	+1	3:26	5:10	5:01		13:37	20	0:40
74	F	SCHUTZ Justin	0	0	0	0	0	0	0	0.00	0	0	0		0	0	0:00	0:00	0:00		0:00	0	0:00
30	GK	GRUBAUER Philipp	0	0	0	0					0	0	0		0								
37	GK	FRANZREB Maximilian	0	0	0	0					0	0	0		0								
<b>Total</b>			<b>5</b>	<b>7</b>	<b>12</b>	<b>4</b>	<b>32</b>	<b>28</b>	<b>4</b>	<b>53.33</b>	<b>13</b>	<b>13</b>	<b>10</b>		<b>36</b>								

Team : FRA (Blue)

Head Coach : TREILLE Yorick										Shots on Goal				Time on Ice									
No.	Pos.	Name	G	A	P	PIM	FO+	FO-	FO+/-	FO%	1	2	3	OT	TS	+/-	1	2	3	OT	TOT	SHF	AVG
5	D	GUEBEY Enzo	0	0	0	0	0	0	0	0.00	1	0	1		2	0	6:19	6:10	5:20		17:49	23	0:46
14	F	da COSTA Stephane +A	0	0	0	0	2	8	-6	20.00	1	0	1		2	-1	4:17	7:16	8:23		19:56	25	0:47
18	D	AUVITU Yohann +A	0	0	0	0	0	0	0	0.00	1	1	2		4	-1	6:56	6:33	8:43		22:12	28	0:47
41	F	BELLEMARE Pierre-Edouard +C	1	0	1	0	8	7	1	53.33	0	2	1		3	-1	6:06	6:29	8:06		20:41	25	0:49
72	F	PERRET Jordann	0	1	1	0	0	0	0	0.00	0	0	1		1	-1	5:46	6:53	7:03		19:42	28	0:42
8	D	GALLET Hugo	0	0	0	2	0	0	0	0.00	0	0	0		0	0	7:50	7:39	5:13		20:42	26	0:47
27	D	BOSCQ Jules	0	0	0	0	0	0	0	0.00	0	1	1		2	0	6:38	7:41	7:13		21:32	25	0:51
29	F	BOUDON Louis	0	0	0	0	5	9	-4	35.71	1	0	0		1	-1	5:36	6:17	5:37		17:30	22	0:47
78	F	FABRE Dylan	0	0	0	0	0	0	0	0.00	0	0	3		3	-1	5:48	5:28	5:34		16:50	22	0:45
85	F	TEXIER Alexandre	0	0	0	0	0	0	0	0.00	0	1	3		4	-2	6:21	5:33	8:15		20:09	25	0:48
19	D	CANTAGALLO Enzo	0	0	0	0	0	0	0	0.00	0	0	0		0	-1	4:03	0:00	0:00		4:03	6	0:40
24	F	ADDAMO Justin	0	0	0	0	10	4	6	71.43	0	2	1		3	0	4:21	4:25	5:46		14:32	21	0:41
62	D	CHAKIACHVILI Florian	0	0	0	0	0	0	0	0.00	0	0	1		1	-1	4:07	7:12	4:07		15:26	21	0:44
77	F	TREILLE Sacha	0	0	0	0	0	0	0	0.00	0	0	2		2	0	4:42	4:26	6:41		15:49	20	0:47
91	F	DOUAY Florian	0	0	0	2	0	0	0	0.00	0	0	0		0	0	4:22	3:39	1:22		9:23	14	0:40
3	F	BERTRAND Charles	0	0	0	0	0	1	-1	0.00	0	1	0		1	-1	2:37	3:45	4:51		11:13	17	0:39
25	F	RITZ Nicolas	0	0	0	2	3	3	0	50.00	0	1	0		1	0	2:35	2:49	2:01		7:25	12	0:37
74	D	THIRY Thomas	0	0	0	0	0	0	0	0.00	0	0	0		0	0	4:07	4:45	4:25		13:17	20	0:39
81	F	RECH Anthony	0	0	0	0	0	0	0	0.00	0	0	0		0	0	1:29	0:00	0:00		1:29	3	0:29
95	F	BOZON Kevin	0	0	0	0	0	0	0	0.00	0	1	0		1	0	2:47	3:00	3:01		8:48	14	0:37
30	GK	KELLER Antoine	0	0	0	0					0	0	0		0								
33	GK	JUNCA Julian	0	0	0	0					0	0	0		0								
<b>Total</b>			<b>1</b>	<b>1</b>	<b>2</b>	<b>6</b>	<b>28</b>	<b>32</b>	<b>-4</b>	<b>46.67</b>	<b>4</b>	<b>10</b>	<b>17</b>		<b>31</b>								



<b>Legend:</b>					
<b>(G)</b> Goals in tournament	<b>*</b> Does not count for Plus/minus	<b>+/-</b> Plus/minus net	<b>+A</b> Alternate Captain		
<b>+C</b> Captain	<b>A</b> Assists	<b>AVG</b> Average time on ice / shift	<b>D</b> Defender		
<b>ENG</b> Empty net goal	<b>EQ</b> Equal strength	<b>ET/Res</b> Penalty end time/Result of game	<b>F</b> Forward		
<b>FO%</b> % Face-offs won	<b>FO+</b> Face-offs won	<b>FO-</b> Face-offs lost	<b>FO+/-</b> Face-offs net		
<b>G</b> Goals	<b>GK</b> Goalkeeper	<b>MIP</b> Minutes in play (GK)	<b>No.</b> Jersey number		
<b>OT</b> Overtime	<b>P</b> Points	<b>PIM</b> Penalties in minutes	<b>Pos.</b> Position		
<b>PP1</b> Power play - 1 player	<b>PPG</b> Power play goals	<b>SHF</b> Number of shifts	<b>SHG</b> Shorthanded goals		
<b>SOG</b> Shots on goal	<b>SVS</b> Saves	<b>TOT</b> Total	<b>TPP</b> Time on power play		
<b>TS</b> Total shots					

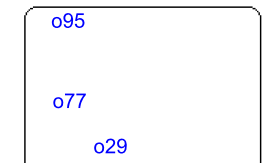


Shot Chart

Tabella azioni di tiro / Analyse des tirs

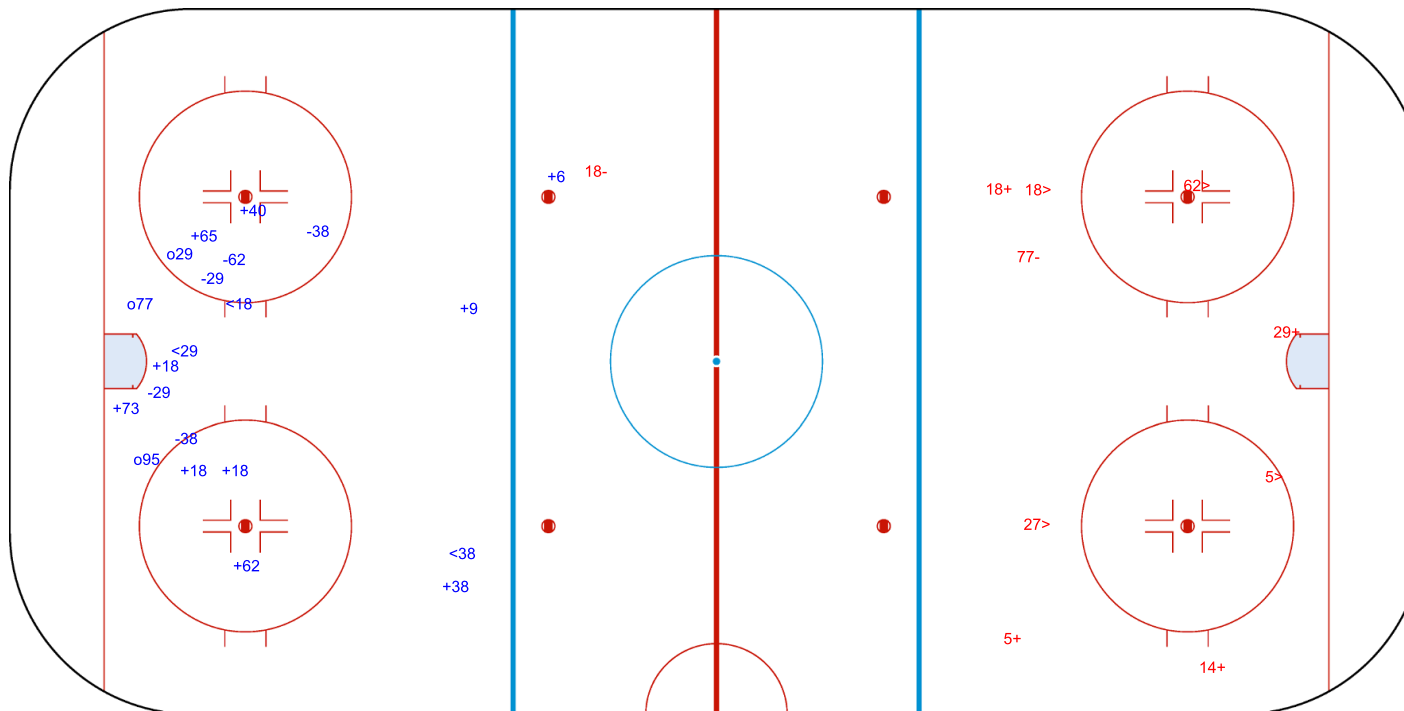
GER - FRA

Shots by GER  
Goal (o): 3  
Block (<): 3  
Save (+): 10  
Miss (-): 5



GK 33 of FRA

FRA → 1st Period ← GER



Shots by FRA  
Goal (o): 0  
Block (>): 4  
Save (+): 4  
Miss (-): 2




GK 30 of GER



Shots by FRA

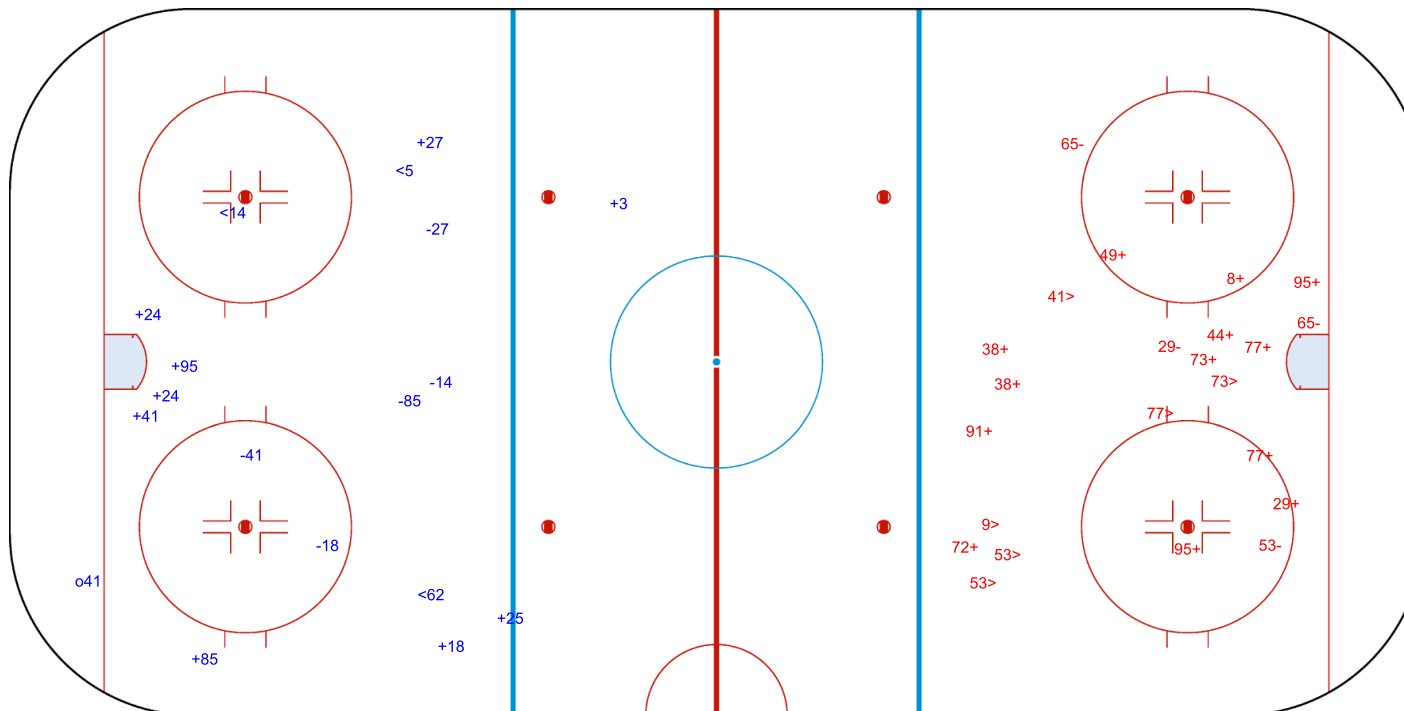
Goal (o): 1      Save (+): 9  
Block (<): 3      Miss (-): 5



GK 30 of GER




2nd Period



Shots by GER

Goal (o): 0      Save (+): 13  
Block (>): 6      Miss (-): 4



GK 30 of FRA

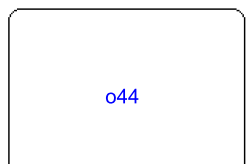


GK 33 of FRA




Shots by GER

Goal (o): 2      Save (+): 8  
Block (<): 3      Miss (-): 2



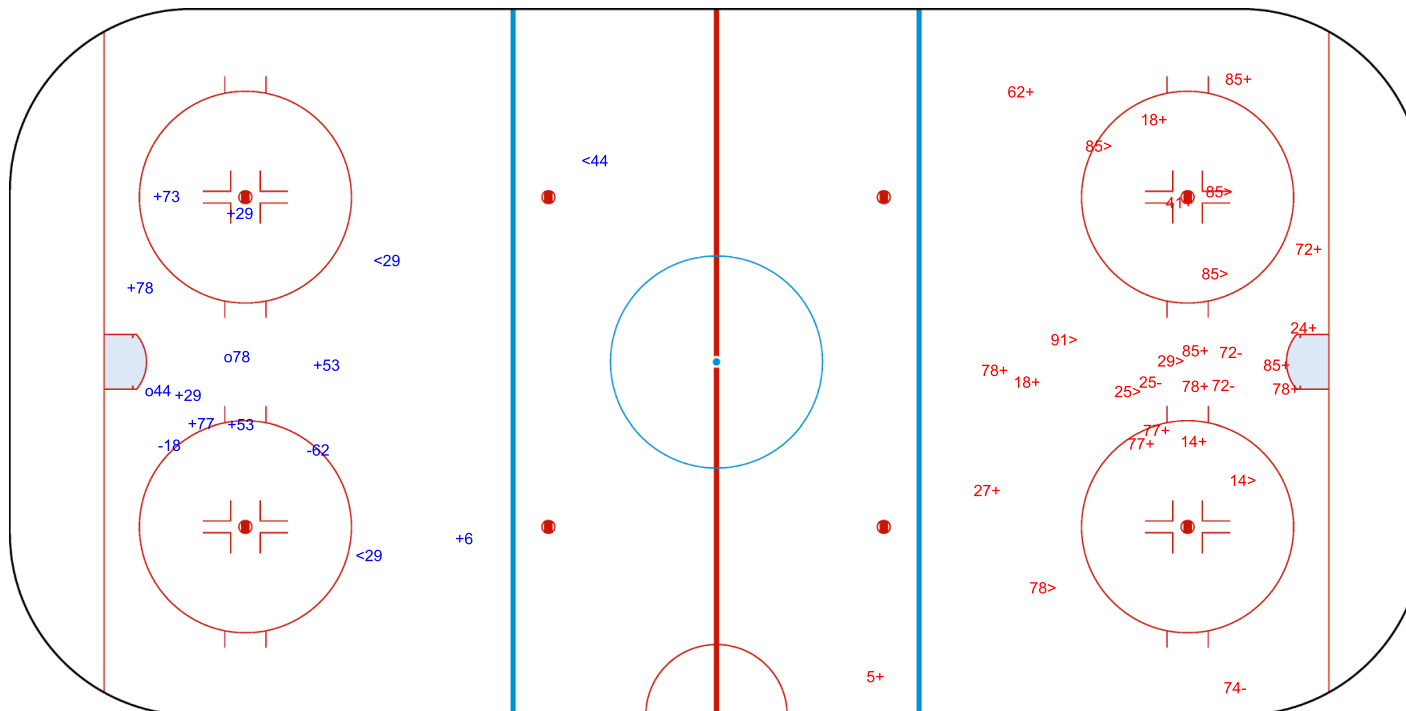
GK 30 of FRA



ENG



3rd Period



Shots by FRA

Goal (o): 0      Save (+): 17  
Block (>): 8      Miss (-): 4



GK 30 of GER

<b>Legend:</b>			
ENG	Empty net goal	GK	Goalkeeper



### Face-off Chart

Tabella ingaggi / Statistiques des mises en jeu

#### GER - FRA

##### 1st PERIOD

	GER	FRA	GER	FRA	GER	FRA	Total wins all zones	
	Def. zone	Att. zone	Neutral zone		Att. zone	Def. zone		
	- 78	+ 24	- 29	+ 41	- 29	+ 41	6 / 33%	12 / 67%
	+ 29	- 29	- 72	+ 29	- 72	+ 41		
	- 72	+ 25	- 72	+ 24	- 29	+ 24		
			+ 18	- 29	+ 18	- 29		
			- 65	+ 24	- 29	+ 24		
			+ 72	- 25	+ 29	- 41		
Total wins / period	1 / 33%	2 / 67%	2 / 33%	4 / 67%	3 / 33%	6 / 67%		

##### 2nd PERIOD

	GER	FRA	GER	FRA	GER	FRA	Total wins all zones	
	Def. zone	Att. zone	Neutral zone		Att. zone	Def. zone		
	+ 29	- 41	+ 29	- 14	+ 29	- 14	13 / 59%	9 / 41%
	+ 18	- 29	- 78	+ 25	+ 29	- 14		
	- 18	+ 29	- 18	+ 24	+ 29	- 14		
	+ 29	- 29	- 72	+ 41	+ 78	- 24		
	- 29	+ 41	+ 29	- 14	- 78	+ 29		
	- 72	+ 14	+ 78	- 29	+ 72	- 14		
	+ 78	- 24			+ 29	- 25		
					- 29	+ 29		
					- 29	+ 24		
Total wins / period	4 / 57%	3 / 43%	3 / 50%	3 / 50%	6 / 67%	3 / 33%		

##### 3rd PERIOD

	GER	FRA	GER	FRA	GER	FRA	Total wins all zones			
	Def. zone	Att. zone	Neutral zone		Att. zone	Def. zone			GER	FRA
	+ 78	- 41	+ 29	- 41	+ 18	- 29	13 / 65%	7 / 35%		
	- 29	+ 24	+ 29	- 25	- 29	+ 25				
	- 78	+ 41	+ 78	- 41	+ 29	- 14				
	+ 29	- 3	+ 72	- 24	+ 29	- 14				
	- 29	+ 29			+ 29	- 41				
	+ 29	- 41			- 72	+ 14				
	- 72	+ 24			+ 29	- 29				
	- 72	+ 24			+ 18	- 24				
Total wins / period	3 / 38%	5 / 62%	4 / 100%	0 / 0%	6 / 75%	2 / 25%				



TOTAL

Total wins / game	GER	FRA	GER	FRA	GER	FRA	Total wins all zones	
	Def. zone	Att. zone	Neutral zone		Att. zone	Def. zone	GER	FRA
	8 / 44%	10 / 56%	9 / 56%	7 / 44%	15 / 58%	11 / 42%	32 / 53%	28 / 47%

HEAD TO HEAD

No.	FRA						Tot.	wins GER	Dz	Nz	Az
	3	14	24	25	29	41					
18			1 - 1		4 - 1		7	5 71%	1 50%	1 50%	3 100%
29	1 - 0	7 - 0	0 - 4	2 - 1	4 - 2	5 - 4	30	19 63%	5 63%	4 80%	10 59%
65			0 - 1			0 - 1	2	0 0%		0 0%	0 0%
72		1 - 2	1 - 3	1 - 1	0 - 1	0 - 2	12	3 25%	0 0%	2 40%	1 33%
78			2 - 1	0 - 1	1 - 1	2 - 1	9	5 56%	2 50%	2 67%	1 50%
<b>Tot.</b>	1	10	14	6	14	15	60	32 53%	8 44%	9 56%	15 58%
<b>wins FRA</b>	0 0%	2 20%	10 71%	3 50%	5 36%	8 53%	28 47%				
<b>Dz</b>		1 14%	3 60%	1 50%	2 33%	4 67%	11 42%				
<b>Nz</b>		0 0%	3 75%	1 33%	1 33%	2 50%	7 44%				
<b>Az</b>	0 0%	1 100%	4 80%	1 100%	2 40%	2 40%	10 56%				

<b>Legend:</b>	<b>Att.</b> Attacking	<b>Az</b> Attacking zone	<b>Def.</b> Defending	<b>Dz</b> Defending zone
<b>No.</b> Jersey number	<b>Nz</b> Neutral zone	<b>Tot.</b> Total face-offs played		



## Line-Ups

Formazioni / Composition des equipes

### SUI - ITA

#### Referees

97 HRIBIK Jan (CZE), 15 SCHRADER Andre (GER)

#### Goalkeepers

Team: SUI

No.	Name
20	BERRA Reto
63	GENONI Leonardo

#### Team Line-ups

Team: SUI (Red)

No.	Pos.	Name
86	D	MOSER Janis
90	D	JOSI Roman +C
13	F	HISCHIER Nico +A
23	F	KURASHEV Philipp
28	F	MEIER Timo
14	D	KUKAN Dean
71	D	SIEGENTHALER Jonas
22	F	NIEDERREITER Nino +A
44	F	SUTER Pius
85	F	ANDRIGHETTO Sven
45	D	FORA Michael
54	D	MARTI Christian
73	F	SCHMID Sandro
79	F	THURKAUF Calvin
88	F	BERTSCHY Christoph
43	D	GLAUSER Andrea
56	D	BERNI Tim
8	F	KNAK Simon
9	F	RIAT Damien
17	F	JAGER Ken

Head Coach: FISCHER Patrick

#### NOT DRESSED:

21 F FIALA Kevin

40 GK SCHMID Akira

62 F MALGIN Denis

#### Linespersons

60 SUCHANEK Libor (CZE), 80 WYONZEK Tarrington (CAN)

Team: ITA

No.	Name
20	CLARA Damian
35	FADANI Davide

Team: ITA (White)

No.	Pos.	Name
37	D	PIETRONIRO Phil
55	D	ZANATTA Luca +A
10	F	GAZLEY Dustin
13	F	BRADLEY Matt
36	F	DIGIACINTO Cristiano
27	D	LARKIN Thomas +C
53	D	TRIVELLATO Alex +A
18	F	SARACINO Nicholas
67	F	FRYCKLUND Mats
88	F	de LUCA Tommaso
21	D	GLIRA Daniel
77	D	di TOMASO Gregory
9	F	MANTENUTO Daniel
19	F	PETAN Alex
93	F	FRIGO Luca
6	D	SEED Jason
90	D	di PERNA Dylan
7	F	SEGAFFREDO Alessandro
11	F	ZANETTI Marco
23	F	MORINI Giovanni

Head Coach: JALONEN Jukka

#### NOT DRESSED:

22 F KOSTNER Diego

34 F PURDELLER Tommy

59 GK VALLINI Gianluca

#### Legend:

+A Alternate Captain

No. Jersey number

+C

Pos.

Captain

Position

D

Defender

F

Forward



## Graphical Line-ups

Schema grafico formazioni / Alignments

### SUI - ITA

**Referees**

97 HRIBIK Jan (CZE), 15 SCHRADER Andre (GER)

**Linespersons**

60 SUCHANEK Libor (CZE), 80 WYONZEK Tarrington (CAN)

**Team:** SUI - Switzerland (Red)

**Head Coach:** FISCHER Patrick

<b>S1</b> 63 GENONI Leonardo		
20 BERRA Reto		
23 KURASHEV Philipp	13 HISCHIER Nico +A	28 MEIER Timo
90 JOSI Roman +C	86 MOSER Janis	
85 ANDRIGHETTO Sven	44 SUTER Pius	22 NIEDERREITER Nino +A
<b>S3</b> 71 SIEGENTHALER Jonas	<b>S2</b> 14 KUKAN Dean	
73 SCHMID Sandro	79 THURKAUF Calvin	88 BERTSCHY Christoph
54 MARTI Christian	45 FORA Michael	
<b>S4</b> 8 KNAK Simon	<b>S6</b> 17 JAGER Ken	<b>S5</b> 9 RIAT Damien
56 BERNI Tim	43 GLAUSER Andrea	

**Team:** ITA - Italy (White)

**Head Coach:** JALONEN Jukka

<b>S1</b> 20 CLARA Damian		
35 FADANI Davide		
<b>S6</b> 36 DIGIACINTO Cristiano	<b>S5</b> 13 BRADLEY Matt	<b>S4</b> 10 GAZLEY Dustin
<b>S3</b> 55 ZANATTA Luca +A	<b>S2</b> 37 PIETRONIRO Phil	
18 SARACINO Nicholas	67 FRYCKLUND Mats	88 de LUCA Tommaso
53 TRIVELLATO Alex +A	27 LARKIN Thomas +C	
93 FRIGO Luca	9 MANTENUTO Daniel	19 PETAN Alex
21 GLIRA Daniel	77 di TOMASO Gregory	
7 SEGAFREDO Alessandro	23 MORINI Giovanni	11 ZANETTI Marco
90 di PERNA Dylan	6 SEED Jason	

**Legend:**

**+A** Alternate Captain      **+C** Captain      **Sn** Starting position



### Game Summary

Tabella riassuntiva partita / Resume du match

**SUI - ITA 3 - 0 (2 - 0 , 0 - 0 , 1 - 0)**

Spectators	Referees	Linespersons
3827	97 HRIBIK Jan (CZE) , 15 SCHRADER Andre (GER)	60 SUCHANEK Libor (CZE) , 80 WYONZEK Tarrington (CAN)

#### Team Statistics

Period	Score	SVS	SOG	PIM	TPP	PPG	SHG
1	2 : 0	2 : 16	18 : 2	2 : 2	0:24 : 2:00	1 : 0	0 : 0
2	0 : 0	10 : 14	14 : 10	4 : 6	4:00 : 2:00	0 : 0	0 : 0
3	1 : 0	8 : 18	19 : 8	0 : 4	2:06 : 0:00	1 : 0	0 : 0
<b>Total</b>	<b>3 : 0</b>	<b>20 : 48</b>	<b>51 : 20</b>	<b>6 : 12</b>	<b>6:30 : 4:00</b>	<b>2 : 0</b>	<b>0 : 0</b>

#### 1st Period

Action	Time	ET/Res	Team	Type	No.	Name	(G)	Name of Assistant(s) / Action Description
GK	00:00		ITA		20	CLARA D		- Goalkeeper in
GK	00:00		SUI		63	GENONI L		- Goalkeeper in
<b>Goal</b>	<b>01:19</b>	<b>1 : 0</b>	<b>SUI</b>	<b>EQ</b>	<b>23</b>	<b>KURASHEV P</b>	(1)	13 HISCHIER N On Ice SUI 63 13 23 28 86 90 28 MEIER T ITA 20 18 27 53 67 88
Penalty	10:01	10:25	ITA	2 min.	27	LARKIN T		- Holding the Stick
<b>Goal</b>	<b>10:25</b>	<b>2 : 0</b>	<b>SUI</b>	<b>PP1</b>	<b>90</b>	<b>JOSI R</b>	(2)	85 ANDRIGHETTO S On Ice SUI 63 9 13 28 85 90 13 HISCHIER N ITA 20 6 9 21 93 *
Penalty	11:55	13:55	SUI	2 min.	86	MOSER J		- Cross-Checking

#### 2nd Period

Action	Time	ET/Res	Team	Type	No.	Name	(G)	Name of Assistant(s) / Action Description
Penalty	22:37	24:37	SUI	2 min.	8	KNAK S		- Cross-Checking
Penalty	28:43	30:43	ITA	2 min.	77	di TOMASO G		- Slashing
Penalty	37:40	39:40	ITA	2 min.	67	FRYCKLUND M		- Hooking
Penalty	39:40	41:40	SUI	2 min.	23	KURASHEV P		- Roughing
Penalty	39:40	41:40	ITA	2 min.	9	MANTENUTO D		- Roughing

#### 3rd Period

Action	Time	ET/Res	Team	Type	No.	Name	(G)	Name of Assistant(s) / Action Description
Penalty	45:47	45:53	ITA	2 min.	67	FRYCKLUND M		- Roughing
Time-out	45:47		SUI					
<b>Goal</b>	<b>45:53</b>	<b>3 : 0</b>	<b>SUI</b>	<b>PP1</b>	<b>13</b>	<b>HISCHIER N</b>	(1)	9 RIAT D On Ice SUI 63 9 13 28 85 90 28 MEIER T ITA 20 10 23 27 55 *
Penalty	49:47	51:47	ITA	2 min.	27	LARKIN T		- Boarding
GK	60:00		SUI					63 GENONI L - Goalkeeper out
GK	60:00		ITA					20 CLARA D - Goalkeeper out

#### Goalkeeper Records

Team : SUI - Switzerland

Team : ITA - Italy

No.	Name	SOG	SVS	MIP	No.	Name	SOG	SVS	MIP
63	GENONI Leonardo	20	20	60:00	20	CLARA Damian	51	48	60:00
20	BERRA Reto				35	FADANI Davide			

#### Game Statistics

Team : SUI (Red)																						
Head Coach : FISCHER Patrick																						
No. Pos.	Name	G	A	P	PIM	FO+	FO-	FO+/-	FO%	Shots on Goal			+/-	Time on Ice			TOT	SHF	AVG			
										1	2	3		OT	TS	1				2	3	OT
13	F	HISCHIER Nico	+A	1	2	3	0	11	7	4	61.11	2	3	2	7	+1	7:00	7:40	3:47	18:27	22	0:50
23	F	KURASHEV Philipp		1	0	1	2	0	0	0	0.00	1	1	1	3	+1	5:55	5:48	4:06	15:49	17	0:55
28	F	MEIER Timo		0	2	2	0	0	0	0	0.00	0	1	0	1	+1	6:08	7:20	3:46	17:14	20	0:51
86	D	MOSER Janis		0	0	0	2	0	0	0	0.00	1	0	1	2	+1	6:18	6:07	5:13	17:38	21	0:50
90	D	JOSI Roman	+C	1	0	1	0	0	0	0	0.00	3	2	2	7	+1	6:56	7:29	5:23	19:48	21	0:56
14	D	KUKAN Dean		0	0	0	0	0	0	0	0.00	1	0	0	1	0	4:43	6:55	5:13	16:51	21	0:48
22	F	NIEDERREITER Nino	+A	0	0	0	0	0	0	0	0.00	2	1	2	5	0	5:10	4:24	7:28	17:02	22	0:46
44	F	SUTER Pius		0	0	0	0	10	5	5	66.67	0	1	1	2	0	5:55	5:45	6:08	17:48	25	0:42



Head Coach : FISCHER Patrick										Shots on Goal				Time on Ice									
No.	Pos.	Name	G	A	P	PIM	FO+	FO-	FO+/-	FO%	1	2	3	OT	TS	+/-	1	2	3	OT	TOT	SHF	AVG
71	D	SIEGENTHALER Jonas	0	0	0	0	0	0	0	0.00	0	0	0	0	0	0	7:06	5:05	5:17		17:28	22	0:47
85	F	ANDRIGHETTO Sven	0	1	1	0	0	0	0	0.00	1	0	2		3	0	5:16	6:27	4:54		16:37	20	0:49
45	D	FORA Michael	0	0	0	0	0	0	0	0.00	0	0	2		2	0	4:55	3:33	5:05		13:33	18	0:45
54	D	MARTI Christian	0	0	0	0	0	0	0	0.00	1	0	1		2	0	5:37	3:42	5:45		15:04	19	0:47
73	F	SCHMID Sandro	0	0	0	0	0	0	0	0.00	1	2	1		4	0	4:01	3:53	5:18		13:12	20	0:39
79	F	THURKAUF Calvin	0	0	0	0	5	5	0	50.00	1	0	0		1	0	4:04	3:59	5:39		13:42	18	0:45
88	F	BERTSCHY Christoph	0	0	0	0	0	0	0	0.00	1	1	0		2	0	4:12	3:45	5:50		13:47	18	0:45
8	F	KNAK Simon	0	0	0	2	0	0	0	0.00	0	0	0		0	0	3:25	2:46	4:39		10:50	17	0:38
9	F	RIAT Damien	0	1	1	0	0	0	0	0.00	2	0	2		4	0	3:30	5:21	4:34		13:25	22	0:36
17	F	JAGER Ken	0	0	0	0	9	6	3	60.00	0	1	2		3	0	3:41	4:55	5:48		14:24	22	0:39
43	D	GLAUSER Andrea	0	0	0	0	0	0	0	0.00	1	1	0		2	0	4:08	3:06	3:43		10:57	16	0:41
56	D	BERNI Tim	0	0	0	0	0	0	0	0.00	0	0	0		0	0	0:00	0:00	2:24		2:24	4	0:36
20	GK	BERRA Reto	0	0	0	0					0	0	0		0								
63	GK	GENONI Leonardo	0	0	0	0					0	0	0		0								
<b>Total</b>			<b>3</b>	<b>6</b>	<b>9</b>	<b>6</b>	<b>35</b>	<b>23</b>	<b>12</b>	<b>60.34</b>	<b>18</b>	<b>14</b>	<b>19</b>		<b>51</b>								

Team : ITA (White)

Head Coach : JALONEN Jukka										Shots on Goal				Time on Ice									
No.	Pos.	Name	G	A	P	PIM	FO+	FO-	FO+/-	FO%	1	2	3	OT	TS	+/-	1	2	3	OT	TOT	SHF	AVG
10	F	GAZLEY Dustin	0	0	0	0	0	0	0	0.00	0	0	0		0	0	7:30	7:08	5:08		19:46	22	0:53
13	F	BRADLEY Matt	0	0	0	0	2	3	-1	40.00	0	0	0		0	0	4:35	0:00	0:00		4:35	5	0:55
36	F	DIGIACINTO Cristiano	0	0	0	0	0	0	0	0.00	0	1	1		2	0	7:40	4:50	4:39		17:09	19	0:54
37	D	PIETRONIRO Phil	0	0	0	0	0	0	0	0.00	0	0	1		1	0	6:35	3:35	4:38		14:48	18	0:49
55	D	ZANATTA Luca +A	0	0	0	0	0	0	0	0.00	0	0	0		0	0	6:25	6:53	6:22		19:40	26	0:45
18	F	SARACINO Nicholas	0	0	0	0	0	0	0	0.00	0	0	0		0	-1	5:29	6:24	5:57		17:50	21	0:50
27	D	LARKIN Thomas +C	0	0	0	4	0	0	0	0.00	1	0	0		1	-1	5:55	7:19	5:43		18:57	23	0:49
53	D	TRIVELLATO Alex +A	0	0	0	0	0	0	0	0.00	0	2	0		2	-1	4:08	6:58	6:43		17:49	25	0:42
67	F	FRYCKLUND Mats	0	0	0	4	6	8	-2	42.86	1	1	0		2	-1	5:54	7:06	5:25		18:25	21	0:52
88	F	de LUCA Tommaso	0	0	0	0	0	0	0	0.00	0	1	2		3	-1	5:34	5:00	5:31		16:05	19	0:50
9	F	MANTENUTO Daniel	0	0	0	2	7	8	-1	46.67	0	1	1		2	0	4:41	3:50	4:08		12:39	21	0:36
19	F	PETAN Alex	0	0	0	0	1	8	-7	11.11	0	0	0		0	0	2:49	5:37	4:44		13:10	17	0:46
21	D	GLIRA Daniel	0	0	0	0	0	0	0	0.00	0	0	1		1	0	3:58	4:26	5:07		13:31	19	0:42
77	D	di TOMASO Gregory	0	0	0	2	0	0	0	0.00	0	1	0		1	0	5:32	6:11	2:44		14:27	19	0:45
93	F	FRIGO Luca	0	0	0	0	0	0	0	0.00	0	1	0		1	0	3:54	4:30	3:41		12:05	21	0:34
6	D	SEED Jason	0	0	0	0	0	0	0	0.00	0	0	0		0	0	3:51	4:45	7:17		15:53	21	0:45
7	F	SEGAFREDO Alessandro	0	0	0	0	0	0	0	0.00	0	0	0		0	0	4:39	2:19	4:39		11:37	16	0:43
11	F	ZANETTI Marco	0	0	0	0	0	0	0	0.00	0	2	1		3	0	4:44	0:55	4:48		10:27	15	0:41
23	F	MORINI Giovanni	0	0	0	0	7	8	-1	46.67	0	0	1		1	0	3:21	4:33	5:30		13:24	22	0:36
90	D	di PERNA Dylan	0	0	0	0	0	0	0	0.00	0	0	0		0	0	2:35	3:42	5:11		11:28	16	0:43
20	GK	CLARA Damian	0	0	0	0					0	0	0		0								
35	GK	FADANI Davide	0	0	0	0					0	0	0		0								
<b>Total</b>			<b>0</b>	<b>0</b>	<b>0</b>	<b>12</b>	<b>23</b>	<b>35</b>	<b>-12</b>	<b>39.66</b>	<b>2</b>	<b>10</b>	<b>8</b>		<b>20</b>								

Legend:

<b>(G)</b> Goals in tournament	<b>*</b> Does not count for Plus/minus	<b>+/-</b> Plus/minus net	<b>+A</b> Alternate Captain
<b>+C</b> Captain	<b>A</b> Assists	<b>AVG</b> Average time on ice / shift	<b>D</b> Defender
<b>EQ</b> Equal strength	<b>ET/Res</b> Penalty end time/Result of game	<b>F</b> Forward	<b>FO%</b> % Face-offs won
<b>FO+</b> Face-offs won	<b>FO-</b> Face-offs lost	<b>FO+/-</b> Face-offs net	<b>G</b> Goals
<b>GK</b> Goalkeeper	<b>MIP</b> Minutes in play (GK)	<b>No.</b> Jersey number	<b>OT</b> Overtime
<b>P</b> Points	<b>PIM</b> Penalties in minutes	<b>Pos.</b> Position	<b>PP1</b> Power play - 1 player
<b>PPG</b> Power play goals	<b>SHF</b> Number of shifts	<b>SHG</b> Shorthanded goals	<b>SOG</b> Shots on goal
<b>SVS</b> Saves	<b>TOT</b> Total	<b>TPP</b> Time on power play	<b>TS</b> Total shots




Shot Chart

Tabella azioni di tiro / Analyse des tirs

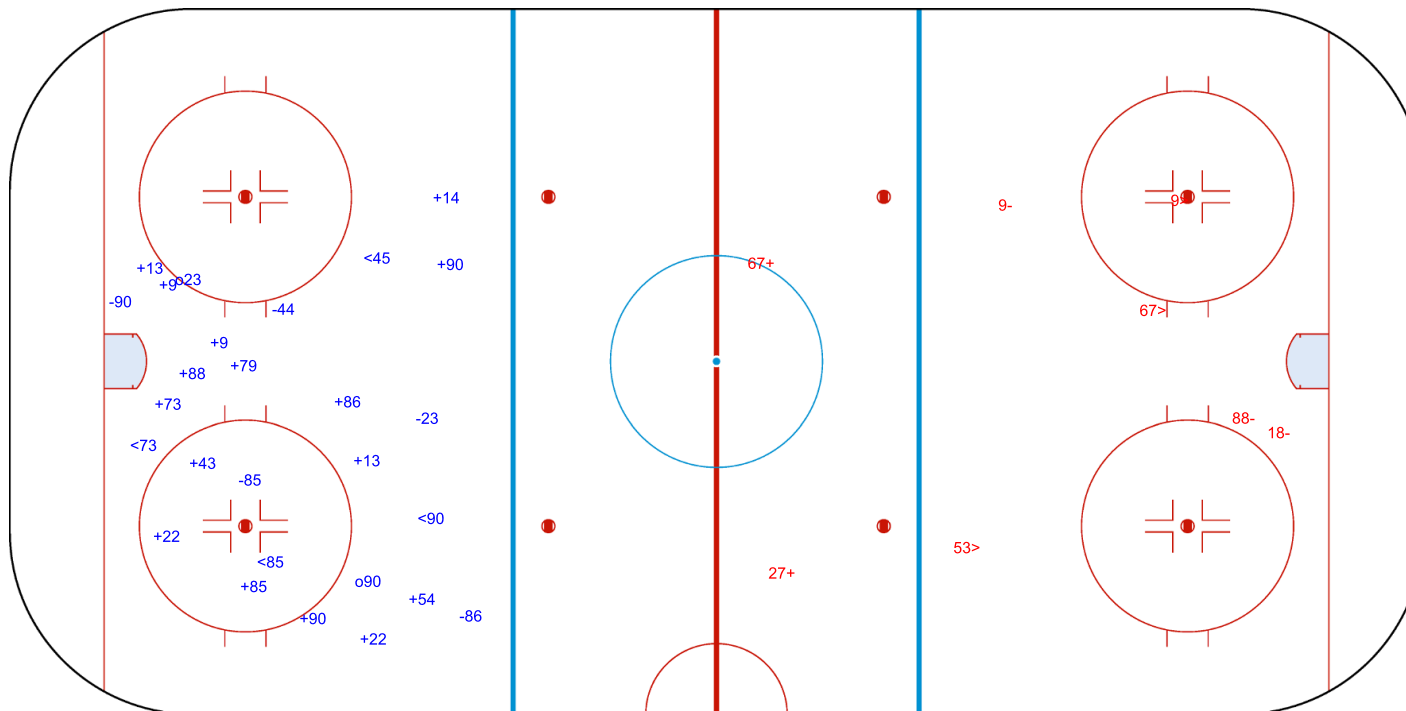
SUI - ITA



Shots by SUI  
Goal (o): 2  
Block (<): 4  
Save (+): 16  
Miss (-): 5



GK 20 of ITA



Shots by ITA  
Goal (o): 0  
Block (>): 3  
Save (+): 2  
Miss (-): 3



GK 63 of SUI



Shots by ITA

Goal (o): 0

Block (<): 2

Save (+): 10

Miss (-): 2



GK 63 of SUI



2nd Period



Shots by SUI

Goal (o): 0

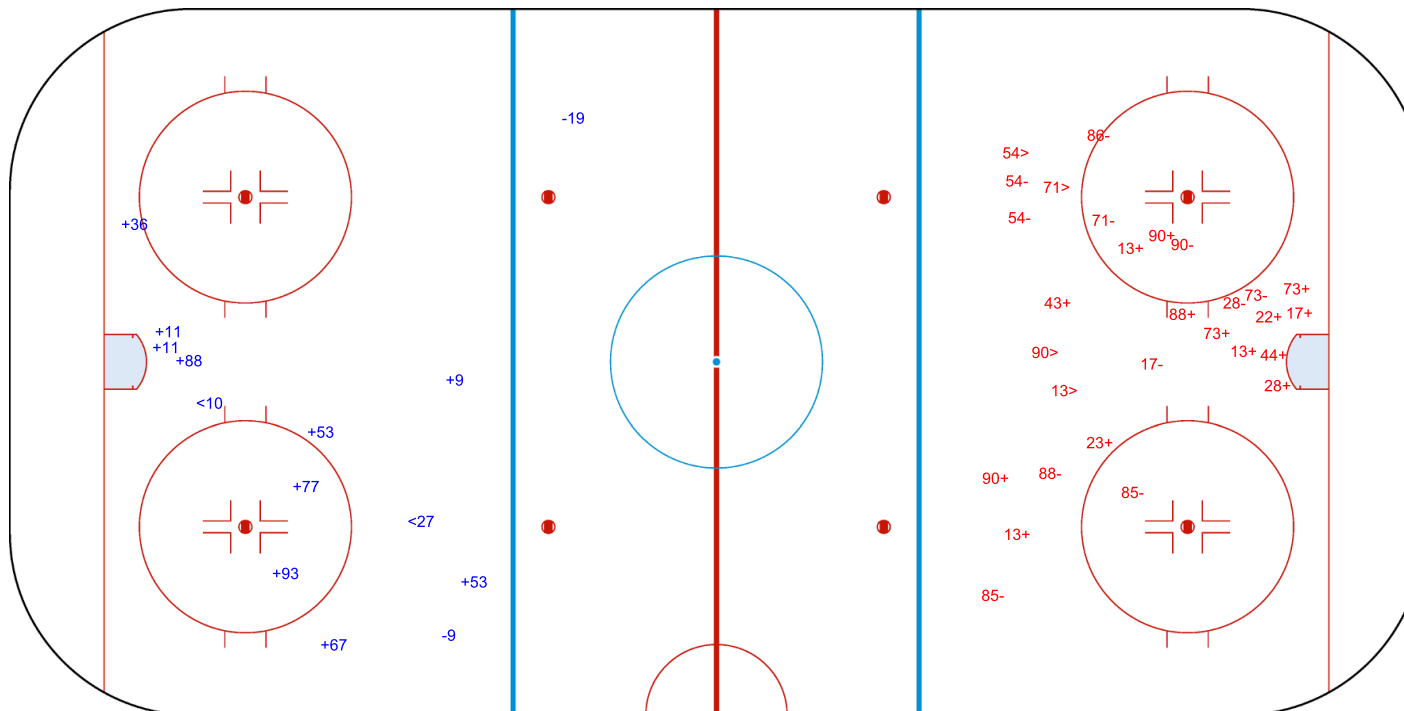
Block (>): 4

Save (+): 14

Miss (-): 11



GK 20 of ITA





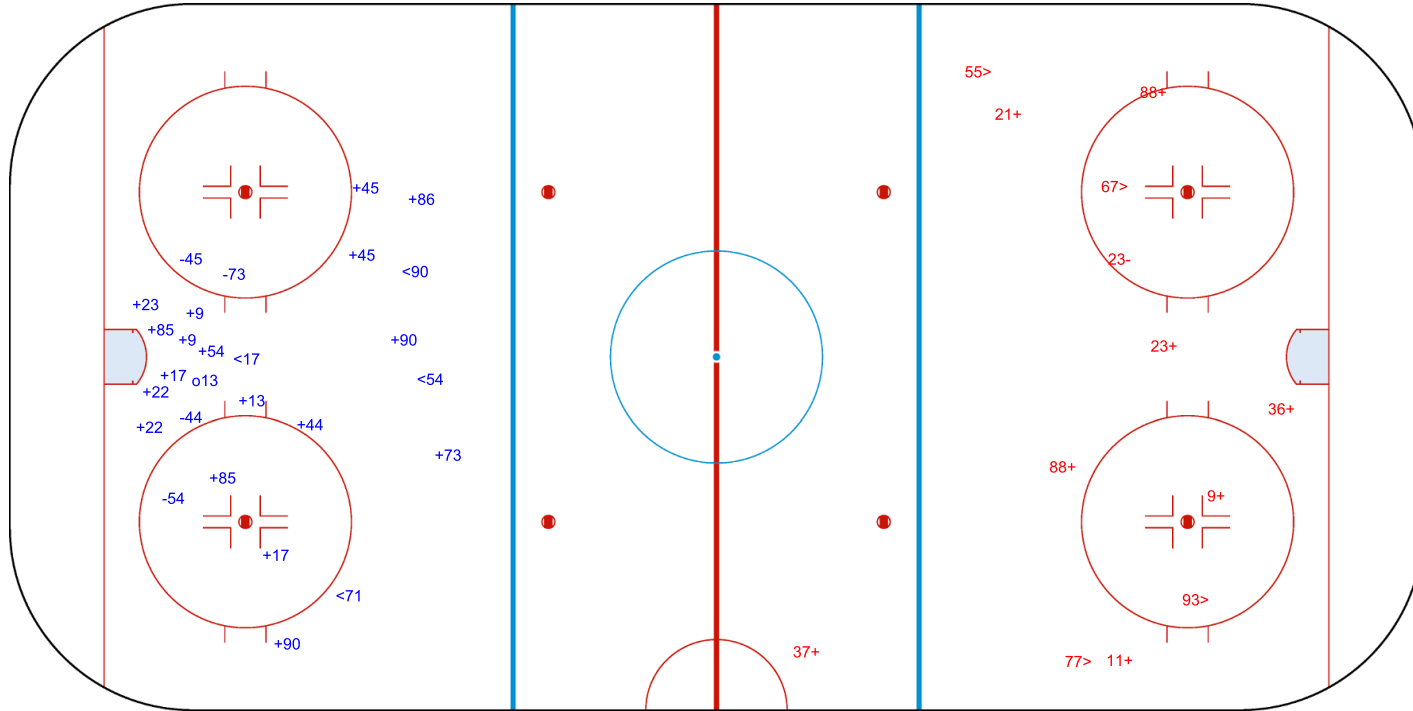
Shots by SUI  
Goal (o): 1  
Block (<): 4

Save (+): 18  
Miss (-): 4



GK 20 of ITA

ITA → 3rd Period ← SUI



Shots by ITA  
Goal (o): 0  
Block (>): 4

Save (+): 8  
Miss (-): 1



Legend: GK Goalkeeper



### Face-off Chart

Tabella ingaggi / Statistiques des mises en jeu

#### SUI - ITA

##### 1st PERIOD

	SUI		ITA		SUI		ITA			
	Def. zone	Att. zone	Neutral zone		Att. zone	Def. zone				
	+ 79	- 67	+ 17	- 13	- 17	+ 19				
	+ 44	- 13	- 17	+ 13	+ 13	- 67				
	+ 44	- 9	- 13	+ 67	+ 13	- 19				
			+ 44	- 9	- 17	+ 9				
			- 79	+ 23	- 79	+ 23				
			+ 44	- 9	+ 13	- 9				
			+ 44	- 13	- 13	+ 67				
					+ 17	- 23				
					- 13	+ 13				
					+ 44	- 67				
Total wins / period	3 / 100%	0 / 0%	4 / 57%	3 / 43%	5 / 50%	5 / 50%			Total wins all zones	
							SUI	ITA	12 / 60%	8 / 40%

##### 2nd PERIOD

	SUI		ITA		SUI		ITA			
	Def. zone	Att. zone	Neutral zone		Att. zone	Def. zone				
	- 44	+ 67	+ 17	- 19	+ 13	- 19				
	+ 44	- 19	+ 13	- 23	- 13	+ 67				
	- 44	+ 9			- 17	+ 9				
	- 13	+ 23			- 17	+ 67				
	- 13	+ 9			+ 44	- 23				
	+ 79	- 19			+ 13	- 67				
	+ 13	- 23			- 13	+ 23				
	+ 13	- 19			+ 17	- 9				
Total wins / period	4 / 50%	4 / 50%	2 / 100%	0 / 0%	4 / 50%	4 / 50%			Total wins all zones	
							SUI	ITA	10 / 56%	8 / 44%

##### 3rd PERIOD

	SUI		ITA		SUI		ITA			
	Def. zone	Att. zone	Neutral zone		Att. zone	Def. zone				
	- 44	+ 23	+ 17	- 19	+ 79	- 67				
	+ 79	- 19	+ 44	- 9	- 17	+ 9				
	+ 17	- 23	- 79	+ 9	+ 79	- 67				
					+ 13	- 23				
					- 44	+ 23				
					+ 44	- 23				
					+ 17	- 67				
					+ 13	- 9				
					+ 13	- 67				
					+ 17	- 9				
					- 79	+ 9				
					+ 17	- 23				
					- 79	+ 67				
					- 44	+ 23				
Total wins / period	2 / 67%	1 / 33%	2 / 67%	1 / 33%	9 / 64%	5 / 36%			Total wins all zones	
							SUI	ITA	13 / 65%	7 / 35%



TOTAL

Total wins / game	SUI		ITA		SUI		ITA		Total wins all zones	
	Def. zone	Att. zone	Neutral zone		Att. zone	Def. zone	SUI	ITA	SUI	ITA
	9 / 64%	5 / 36%	8 / 67%	4 / 33%	18 / 56%	14 / 44%	35 / 60%	23 / 40%		

HEAD TO HEAD

No.	ITA					Tot.	wins SUI	Dz	Nz	Az
	9	13	19	23	67					
13	2 - 1	0 - 1	3 - 0	3 - 2	3 - 3	18	11 61%	2 50%	1 50%	8 67%
17	2 - 3	1 - 1	2 - 1	3 - 0	1 - 1	15	9 60%	1 100%	3 75%	5 50%
44	4 - 1	2 - 0	1 - 0	2 - 3	1 - 1	15	10 67%	3 50%	4 100%	3 60%
79	0 - 2		2 - 0	0 - 2	3 - 1	10	5 50%	3 100%	0 0%	2 40%
<b>Tot.</b>	15	5	9	15	14	58	35 60%	9 64%	8 67%	18 56%
<b>wins ITA</b>	7 47%	2 40%	1 11%	7 47%	6 43%	23 40%				
<b>Dz</b>	4 50%	1 100%	1 33%	4 44%	4 36%	14 44%				
<b>Nz</b>	1 25%	1 33%	0 0%	1 50%	1 100%	4 33%				
<b>Az</b>	2 67%	0 0%	0 0%	2 50%	1 50%	5 36%				

<b>Legend:</b>	<b>Att.</b> Attacking	<b>Az</b> Attacking zone	<b>Def.</b> Defending	<b>Dz</b> Defending zone
<b>No.</b> Jersey number	<b>Nz</b> Neutral zone	<b>Tot.</b> Total face-offs played		



## Line-Ups

Formazioni / Composition des equipes

### CZE - DEN

#### Referees

9 O'ROURKE Dan (CAN), 10 REHMAN Kyle (USA)

#### Goalkeepers

Team: CZE

No.	Name
1	DOSTAL Lukas
80	VLADAR Daniel

#### Team Line-ups

Team: CZE (Red)

No.	Pos.	Name
17	D	HRONEK Filip
51	D	SIMEK Radim
14	F	CHLAPIK Filip
64	F	KAMPF David
98	F	NECAS Martin
3	D	GUDAS Radko +A
6	D	KEMPNY Michal
10	F	CERVENKA Roman +C
23	F	SEDLAK Lukas
88	F	PASTRNAK David +A
7	D	SPACEK David
44	D	RUTTA Jan
18	F	PALAT Ondrej
48	F	HERTL Tomas
73	F	KASE Ondrej
26	D	TICHACEK Jiri
19	F	FLEK Jakub
93	F	STRANSKY Matej
96	F	TOMASEK David
81	F	KUBALIK Dominik

Head Coach: RULIK Radim

#### NOT DRESSED:

12 F FAKSA Radek  
50 GK VEJMEJKA Karel  
84 D KUNDRATEK Tomas

#### Linespersons

58 BRIGANTI Nick (USA), 91 DAVIS Jake (USA)

Team: DEN

No.	Name
30	SOGAARD Mads
31	ANDERSEN Frederik

Team: DEN (White)

No.	Pos.	Name
15	D	LASSEN Matias
41	D	JENSEN AABO Jesper +C
24	F	EHLERS Nikolaj
27	F	BJORKSTRAND Oliver
63	F	RUSSELL Patrick +A
3	D	SETKOV Malte
48	D	JENSEN Nicholas B
17	F	JENSEN Nicklas
20	F	ELLER Lars
38	F	POULSEN Morten
25	D	LAURIDSEN Oliver +A
42	D	BRUGGISSER Phillip
12	F	MOELGAARD Oscar
29	F	AAGAARD Mikkel
95	F	OLESEN Nick
40	D	KOCH Anders
11	F	TRUE Alexander
65	F	WEJSE Christian
86	F	BLICHFELD Joachim
9	F	STORM Frederik

Head Coach: GATH Mikael

#### NOT DRESSED:

22 D LAURIDSEN Markus  
50 F BAU Mathias  
80 GK DICHOW Frederik

#### Legend:

<b>+A</b>	Alternate Captain	<b>+C</b>	Captain	<b>D</b>	Defender	<b>F</b>	Forward
<b>No.</b>	Jersey number	<b>Pos.</b>	Position				



## Graphical Line-ups

Schema grafico formazioni / Alignments

### CZE - DEN

#### Referees

9 O'ROURKE Dan (CAN), 10 REHMAN Kyle (USA)

#### Linespersons

58 BRIGANTI Nick (USA), 91 DAVIS Jake (USA)

Team: CZE - Czechia (Red)

Head Coach: RULIK Radim

S1 1 DOSTAL Lukas		
80 VLADAR Daniel		
S4 14 CHLAPIK Filip	S5 64 KAMPF David	S6 98 NECAS Martin
S3 51 SIMEK Radim	S2 17 HRONEK Filip	
10 CERVENKA Roman +C	23 SEDLAK Lukas	88 PASTRNAK David +A
6 KEMPNY Michal	3 GUDAS Radko +A	
18 PALAT Ondrej	48 HERTL Tomas	73 KASE Ondrej
7 SPACEK David	44 RUTTA Jan	
19 FLEK Jakub	96 TOMASEK David	93 STRANSKY Matej
26 TICHACEK Jiri		
81 KUBALIK Dominik		

Team: DEN - Denmark (White)

Head Coach: GATH Mikael

S1 31 ANDERSEN Frederik		
30 SOGAARD Mads		
27 BJORKSTRAND Oliver	63 RUSSELL Patrick +A	24 EHLERS Nikolaj
41 JENSEN AABO Jesper +C	15 LASSEN Matias	
38 POULSEN Morten	20 ELLER Lars	17 JENSEN Nicklas
48 JENSEN Nicholas B	3 SETKOV Malte	
S6 95 OLESEN Nick	S4 12 MOELGAARD Oscar	S5 29 AAGAARD Mikkel
S2 25 LAURIDSEN Oliver +A	S3 42 BRUGGISSEER Phillip	
86 BLICHFELD Joachim	11 TRUE Alexander	65 WEJSE Christian
40 KOCH Anders		
9 STORM Frederik		

#### Legend:

+A Alternate Captain

+C Captain

Sn

Starting position



### Game Summary

Tabella riassuntiva partita / Resume du match

**REVISED**  
17 FEB 19:24

**CZE - DEN 3 - 2 (0 - 0 , 3 - 2 , 0 - 0)**

Spectators	Referees	Linespersons
10364	9 O'ROURKE Dan (CAN) , 10 REHMAN Kyle (USA)	58 BRIGANTI Nick (USA) , 91 DAVIS Jake (USA)

#### Team Statistics

Period	Score	SVS	SOG	PIM	TPP	PPG	SHG
1	0 : 0	6 : 8	8 : 6	2 : 2	2:00 : 2:00	0 : 0	0 : 0
2	3 : 2	6 : 15	18 : 8	2 : 2	1:36 : 1:51	1 : 1	0 : 0
3	0 : 0	12 : 5	5 : 12	4 : 0	0:00 : 4:00	0 : 0	0 : 0
<b>Total</b>	<b>3 : 2</b>	<b>24 : 28</b>	<b>31 : 26</b>	<b>8 : 4</b>	<b>3:36 : 7:51</b>	<b>1 : 1</b>	<b>0 : 0</b>

#### 1st Period

Action	Time	ET/Res	Team	Type	No.	Name	(G) Name of Assistant(s) / Action Description
GK	00:00		CZE		1	DOSTAL L	- Goalkeeper in
GK	00:00		DEN		31	ANDERSEN F	- Goalkeeper in
Penalty	07:06	09:06	CZE	2 min.	44	RUTTA J	- Holding the Stick
Penalty	17:54	19:54	DEN	2 min.	25	LAURIDSEN O	- Tripping

#### 2nd Period

Action	Time	ET/Res	Team	Type	No.	Name	(G) Name of Assistant(s) / Action Description
Penalty	24:03	25:39	DEN	2 min.	20	ELLER L	- High Sticking
<b>Goal</b>	<b>25:39</b>	<b>1 : 0</b>	<b>CZE</b>	<b>PP1</b>	<b>98</b>	<b>NECAS M</b>	(3) 17 HRONEK F On Ice CZE 1 10 17 18 88 98 * 10 CERVENKA R DEN 31 11 25 48 63
<b>Goal</b>	<b>29:02</b>	<b>1 : 1</b>	<b>DEN</b>	<b>EQ</b>	<b>11</b>	<b>TRUE A</b>	(1) 86 BLICHFELD J On Ice CZE 1 3 6 10 23 88 DEN 31 3 11 41 65 86
<b>Goal</b>	<b>30:15</b>	<b>2 : 1</b>	<b>CZE</b>	<b>EQ</b>	<b>64</b>	<b>KAMPF D</b>	(1) 44 RUTTA J On Ice CZE 1 7 14 44 64 98 98 NECAS M DEN 31 15 17 20 38 41
<b>Goal</b>	<b>31:24</b>	<b>3 : 1</b>	<b>CZE</b>	<b>EQ</b>	<b>10</b>	<b>CERVENKA R</b>	(2) 88 PASTRNAK D On Ice CZE 1 3 6 10 23 88 DEN 31 11 15 41 65 86
Penalty	35:21	37:12	CZE	2 min.	48	HERTL T	- Tripping
<b>Goal</b>	<b>37:12</b>	<b>3 : 2</b>	<b>DEN</b>	<b>PP1</b>	<b>95</b>	<b>OLESEN N</b>	(4) 12 MOELGAARD O On Ice CZE 1 3 17 19 93 * 86 BLICHFELD J DEN 31 12 29 42 86 95

#### 3rd Period

Action	Time	ET/Res	Team	Type	No.	Name	(G) Name of Assistant(s) / Action Description
Penalty	48:13	50:13	CZE	2 min.	3	GUDAS R	- Interference on a Goalkeeper
Penalty	51:31	53:31	CZE	2 min.	48	HERTL T	- Elbowing
GK	58:08		DEN				31 ANDERSEN F - Goalkeeper out
GK	60:00		CZE				1 DOSTAL L - Goalkeeper out

#### Goalkeeper Records

Team : CZE - Czechia

No.	Name	SOG	SVS	MIP
1	DOSTAL Lukas	26	24	60:00
80	VLADAR Daniel			

Team : DEN - Denmark

No.	Name	SOG	SVS	MIP
31	ANDERSEN Frederik	31	28	58:08
30	SOGAARD Mads			

#### Game Statistics

Team : CZE (Red)										Shots on Goal					Time on Ice								
No.	Pos.	Name	G	A	P	PIM	FO+	FO-	FO+/-	FO%	1	2	3	OT	TS	+/-	1	2	3	OT	TOT	SHF	AVG
14	F	CHLAPIK Filip	0	0	0	0	0	0	0	0.00	2	0	0	2	+1	4:19	3:13	3:19		10:51	18	0:36	
17	D	HRONEK Filip	0	1	1	0	0	0	0	0.00	0	0	0	0	0	0	8:11	9:47	9:55		27:53	34	0:49
51	D	SIMEK Radim	0	0	0	0	0	0	0	0.00	1	1	0	2	0	5:24	6:08	8:25		19:57	30	0:39	
64	F	KAMPF David	1	0	1	0	6	10	-4	37.50	0	1	0	1	+1	4:41	4:37	5:50		15:08	24	0:37	
98	F	NECAS Martin	1	1	2	0	1	0	1	100.00	0	3	2	5	+1	5:30	5:41	4:07		15:18	19	0:48	
3	D	GUDAS Radko +A	0	0	0	2	0	0	0	0.00	0	1	1	2	0	5:47	6:52	3:37		16:16	25	0:39	
6	D	KEMPNY Michal	0	0	0	0	0	0	0	0.00	0	1	0	1	0	7:08	6:08	8:59		22:15	30	0:44	



Head Coach : RULIK Radim										Shots on Goal				Time on Ice									
No.	Pos.	Name	G	A	P	PIM	FO+	FO-	FO+/-	FO%	1	2	3	OT	TS	+/-	1	2	3	OT	TOT	SHF	AVG
10	F	CERVENKA Roman +C	1	1	2	0	0	0	0	0.00	1	1	0		2	0	6:14	5:57	6:50		19:01	20	0:57
23	F	SEDLAK Lukas	0	0	0	0	13	9	4	59.09	0	0	0		0	0	6:19	5:57	7:44		20:00	24	0:50
88	F	PASTRNAK David +A	0	1	1	0	0	0	0	0.00	1	2	1		4	0	6:32	6:14	6:42		19:28	20	0:58
7	D	SPACEK David	0	0	0	0	0	0	0	0.00	1	0	0		1	+1	5:53	4:05	2:43		12:41	16	0:47
18	F	PALAT Ondrej	0	0	0	0	0	1	-1	0.00	0	2	0		2	0	5:37	5:34	5:31		16:42	24	0:41
44	D	RUTTA Jan	0	1	1	2	0	0	0	0.00	0	1	0		1	+1	4:26	5:24	6:21		16:11	23	0:42
48	F	HERTL Tomas	0	0	0	4	9	5	4	64.29	0	1	1		2	0	4:44	5:44	4:16		14:44	20	0:44
73	F	KASE Ondrej	0	0	0	0	0	1	-1	0.00	0	1	0		1	0	5:02	5:40	5:11		15:53	23	0:41
19	F	FLEK Jakub	0	0	0	0	0	0	0	0.00	1	3	0		4	0	3:27	4:38	2:31		10:36	16	0:39
26	D	TICHACEK Jiri	0	0	0	0	0	0	0	0.00	0	0	0		0	0	1:28	0:00	0:00		1:28	2	0:44
93	F	STRANSKY Matej	0	0	0	0	0	0	0	0.00	1	0	0		1	0	3:41	3:33	2:13		9:27	17	0:33
96	F	TOMASEK David	0	0	0	0	3	3	0	50.00	0	0	0		0	0	3:36	2:57	1:41		8:14	13	0:38
81	F	KUBALIK Dominik	0	0	0	0	0	0	0	0.00	0	0	0		0	0	0:00	0:00	0:00		0:00	0	0:00
1	GK	DOSTAL Lukas	0	0	0	0					0	0	0		0								
80	GK	VLADAR Daniel	0	0	0	0					0	0	0		0								
<b>Total</b>			<b>3</b>	<b>5</b>	<b>8</b>	<b>8</b>	<b>32</b>	<b>29</b>	<b>3</b>	<b>52.46</b>	<b>8</b>	<b>18</b>	<b>5</b>		<b>31</b>								

Team : DEN (White)

Head Coach : GATH Mikael										Shots on Goal				Time on Ice									
No.	Pos.	Name	G	A	P	PIM	FO+	FO-	FO+/-	FO%	1	2	3	OT	TS	+/-	1	2	3	OT	TOT	SHF	AVG
15	D	LASSEN Matias	0	0	0	0	0	0	0	0.00	0	0	0		0	-2	5:42	6:03	1:25		13:10	19	0:41
24	F	EHLERS Nikolaj	0	0	0	0	0	0	0	0.00	0	1	1		2	0	6:01	6:53	8:25		21:19	25	0:51
27	F	BJORKSTRAND Oliver	0	0	0	0	0	0	0	0.00	0	1	3		4	0	5:58	6:13	8:05		20:16	25	0:48
41	D	JENSEN AABO Jesper +C	0	0	0	0	0	0	0	0.00	1	0	0		1	-1	8:49	6:23	9:36		24:48	33	0:45
63	F	RUSSELL Patrick +A	0	0	0	0	8	8	0	50.00	0	0	2		2	0	6:53	7:12	8:36		22:41	27	0:50
3	D	SETKOV Malte	0	0	0	0	0	0	0	0.00	0	1	0		1	+1	6:25	5:55	6:32		18:52	26	0:43
17	F	JENSEN Nicklas	0	0	0	0	0	0	0	0.00	0	0	0		0	-1	4:07	4:02	5:04		13:13	17	0:46
20	F	ELLER Lars	0	0	0	2	9	11	-2	45.00	0	0	2		2	-1	6:06	3:54	8:44		18:44	24	0:46
38	F	POULSEN Morten	0	0	0	0	0	0	0	0.00	0	0	0		0	-1	3:53	3:54	3:21		11:08	17	0:39
48	D	JENSEN Nicholas B	0	0	0	0	0	0	0	0.00	0	0	1		1	0	6:36	6:48	5:40		19:04	29	0:39
12	F	MOELGAARD Oscar	0	1	1	0	9	9	0	50.00	0	0	0		0	0	5:46	6:57	5:21		18:04	27	0:40
25	D	LAURIDSEN Oliver +A	0	0	0	2	0	0	0	0.00	0	0	0		0	0	3:56	6:36	3:13		13:45	24	0:34
29	F	AAGAARD Mikkel	0	0	0	0	0	0	0	0.00	0	1	1		2	0	5:11	5:54	6:16		17:21	22	0:47
42	D	BRUGGISSER Phillip	0	0	0	0	0	0	0	0.00	2	1	1		4	0	6:20	6:24	9:16		22:00	30	0:44
95	F	OLESEN Nick	1	0	1	0	0	0	0	0.00	0	1	0		1	0	5:52	6:09	4:25		16:26	21	0:46
11	F	TRUE Alexander	1	0	1	0	3	2	1	60.00	1	1	1		3	0	3:54	3:45	2:12		9:51	16	0:36
40	D	KOCH Anders	0	0	0	0	0	0	0	0.00	0	0	0		0	0	0:00	0:00	0:00		0:00	0	0:00
65	F	WEJSE Christian	0	0	0	0	0	2	-2	0.00	0	0	0		0	0	2:49	1:47	1:14		5:50	10	0:35
86	F	BLICHFELD Joachim	0	2	2	0	0	0	0	0.00	2	1	0		3	0	3:36	3:35	4:27		11:38	17	0:41
9	F	STORM Frederik	0	0	0	0	0	0	0	0.00	0	0	0		0	0	0:00	0:00	0:00		0:00	0	0:00
30	GK	SOGAARD Mads	0	0	0	0					0	0	0		0								
31	GK	ANDERSEN Frederik	0	0	0	0					0	0	0		0								
<b>Total</b>			<b>2</b>	<b>3</b>	<b>5</b>	<b>4</b>	<b>29</b>	<b>32</b>	<b>-3</b>	<b>47.54</b>	<b>6</b>	<b>8</b>	<b>12</b>		<b>26</b>								



Legend:					
<b>(G)</b> Goals in tournament	*	Does not count for Plus/minus	<b>+/-</b>	Plus/minus net	<b>+A</b> Alternate Captain
<b>+C</b> Captain	<b>A</b>	Assists	<b>AVG</b>	Average time on ice / shift	<b>D</b> Defender
<b>EQ</b> Equal strength	<b>ET/Res</b>	Penalty end time/Result of game	<b>F</b>	Forward	<b>FO%</b> % Face-offs won
<b>FO+</b> Face-offs won	<b>FO-</b>	Face-offs lost	<b>FO+/-</b>	Face-offs net	<b>G</b> Goals
<b>GK</b> Goalkeeper	<b>MIP</b>	Minutes in play (GK)	<b>No.</b>	Jersey number	<b>OT</b> Overtime
<b>P</b> Points	<b>PIM</b>	Penalties in minutes	<b>Pos.</b>	Position	<b>PP1</b> Power play - 1 player
<b>PPG</b> Power play goals	<b>SHF</b>	Number of shifts	<b>SHG</b>	Shorthanded goals	<b>SOG</b> Shots on goal
<b>SVS</b> Saves	<b>TOT</b>	Total	<b>TPP</b>	Time on power play	<b>TS</b> Total shots

**REVISED** Revised to update Time on Ice statistics for Team DEN.



### Shot Chart

Tabella azioni di tiro / Analyse des tirs

### CZE - DEN

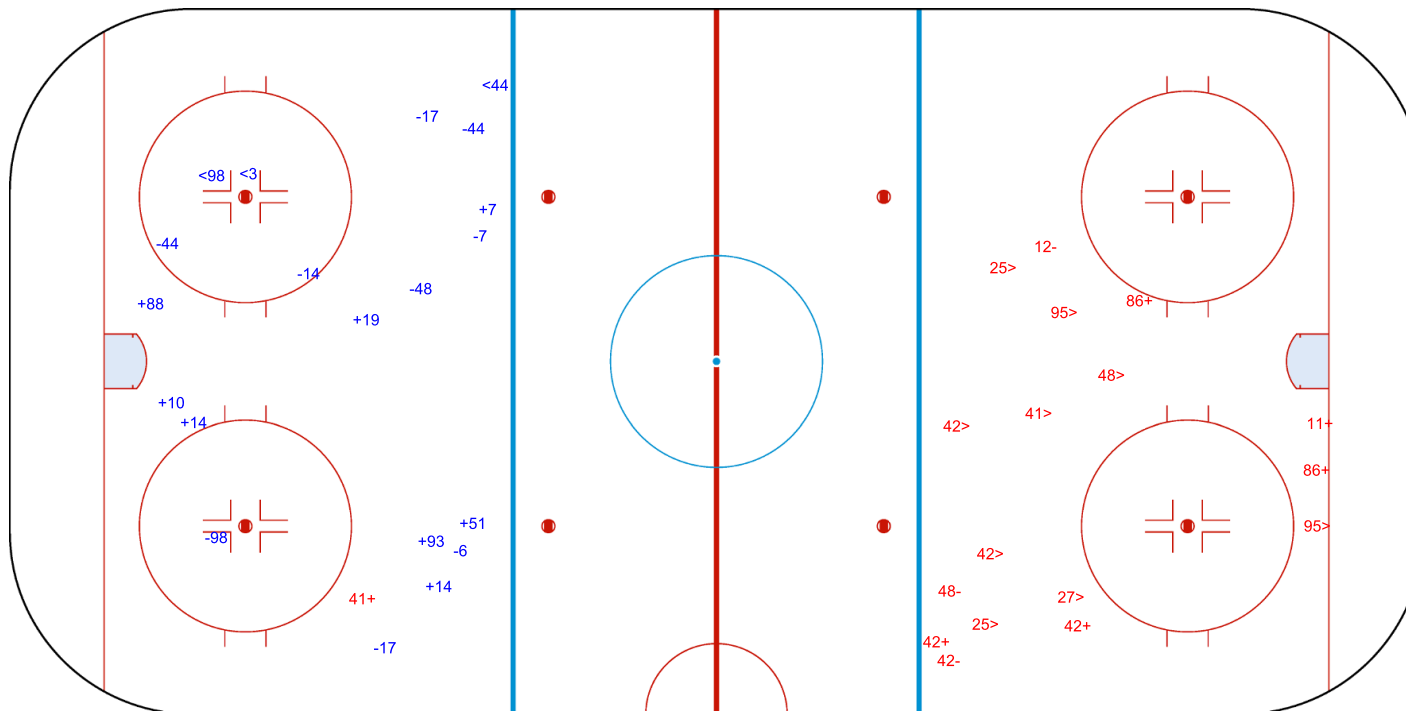
Shots by CZE  
Goal (o): 0  
Block (<): 3  
Save (+): 8  
Miss (-): 9



GK 31 of DEN



1st Period



Shots by DEN  
Goal (o): 0  
Block (>): 9  
Save (+): 6  
Miss (-): 3




GK 1 of CZE



Shots by DEN

Goal (o): 2      Save (+): 6

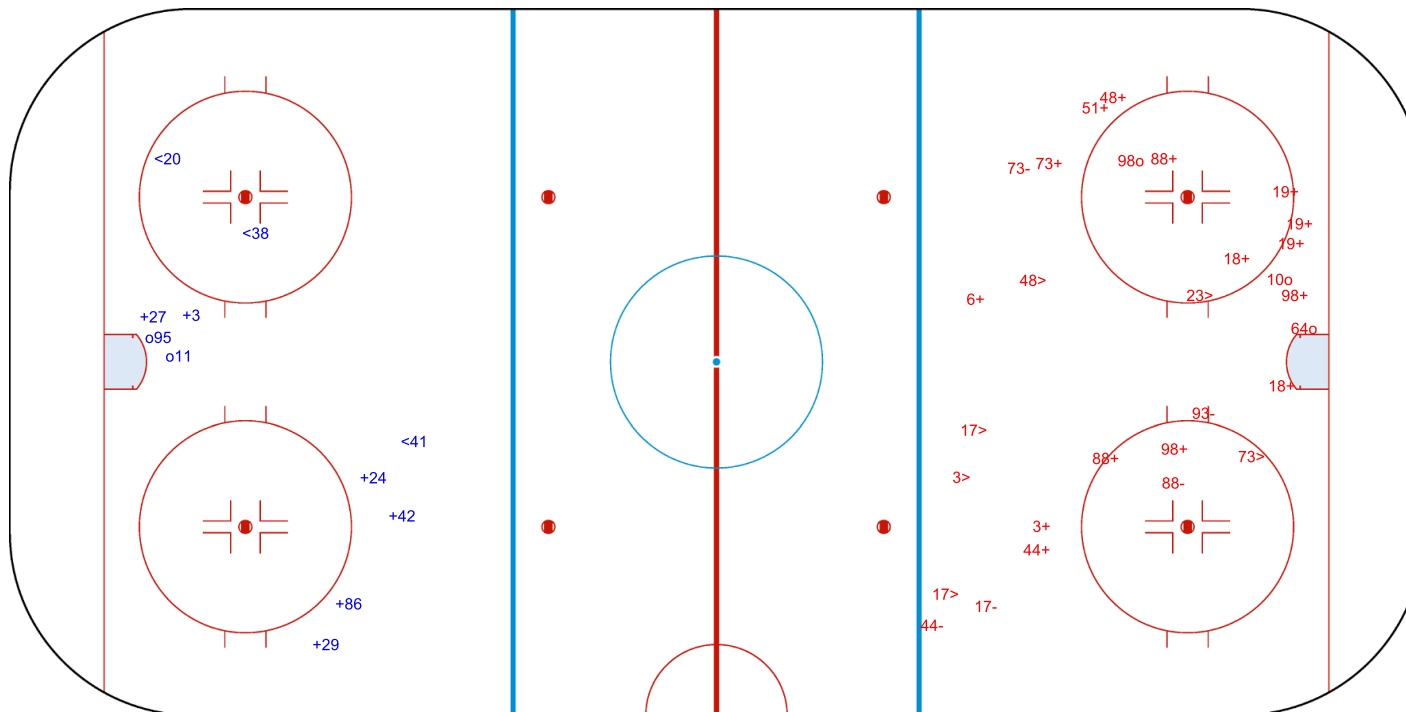
Block (<): 3      Miss (-): 0



GK 1 of CZE




2nd Period



Shots by CZE

Goal (o): 3      Save (+): 15

Block (>): 6      Miss (-): 5



GK 31 of DEN



Shots by CZE  
Goal (o): 0  
Block (<): 6  
Save (+): 5  
Miss (-): 2



GK 31 of DEN



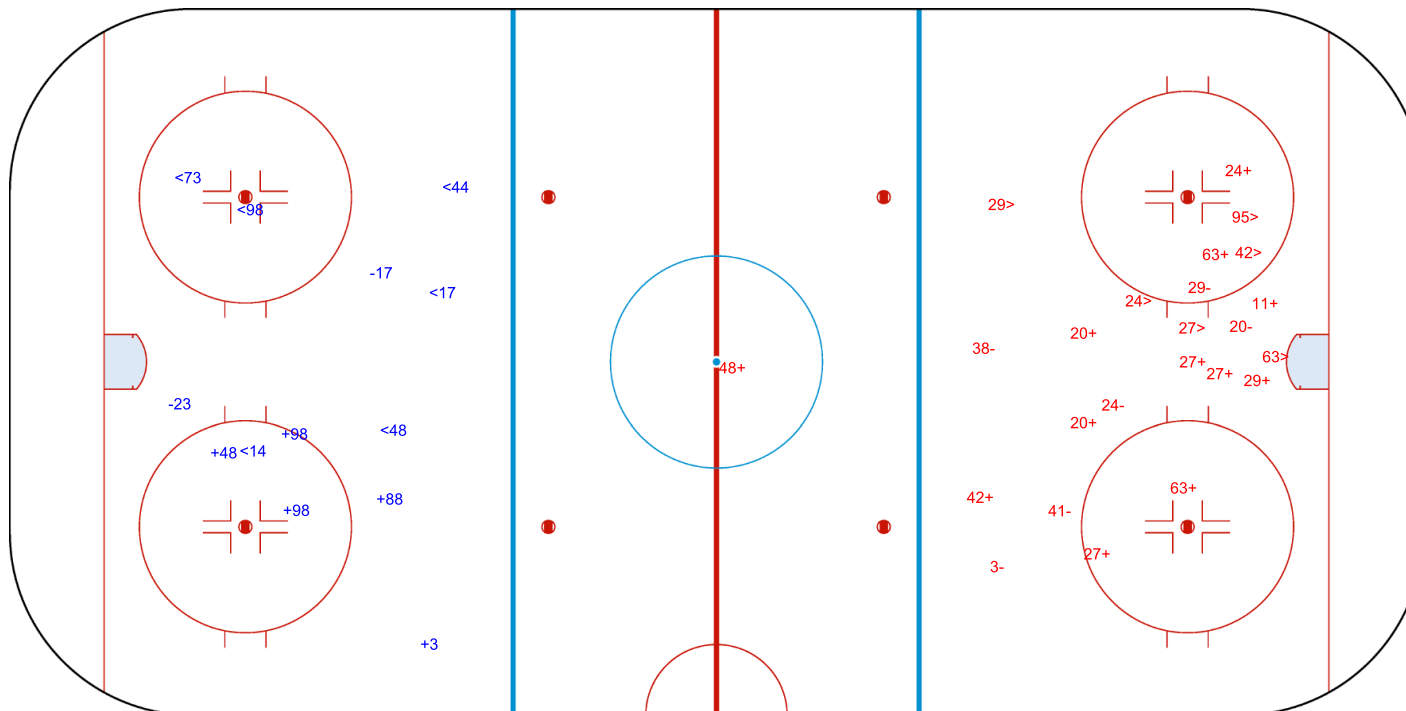
3rd Period



Shots by DEN  
Goal (o): 0  
Block (>): 6  
Save (+): 12  
Miss (-): 6



GK 1 of CZE



Legend: GK Goalkeeper





## Face-off Chart

Tabella ingaggi / Statistiques des mises en jeu

### CZE - DEN

#### 1st PERIOD

	CZE		DEN		CZE		DEN		
	Def. zone	Att. zone	Neutral zone	Neutral zone	Att. zone	Def. zone	Def. zone	Att. zone	
	- 23	+ 20	- 64	+ 12	- 23	+ 20			Total wins all zones
	- 23	+ 63	- 48	+ 63	- 18	+ 63			
	- 48	+ 63	+ 23	- 20	- 64	+ 12			
	+ 48	- 63	- 23	+ 11	- 64	+ 12			
	+ 64	- 63	- 96	+ 12	+ 23	- 20			
			- 96	+ 12	+ 23	- 20			
Total wins / period	2 / 40%	3 / 60%	1 / 17%	5 / 83%	2 / 33%	4 / 67%	Total wins all zones		
							CZE		DEN
							5 / 29%		12 / 71%

#### 2nd PERIOD

	CZE		DEN		CZE		DEN		
	Def. zone	Att. zone	Neutral zone	Neutral zone	Att. zone	Def. zone	Def. zone	Att. zone	
	- 23	+ 11	+ 23	- 12	- 48	+ 20			Total wins all zones
	+ 23	- 11	+ 23	- 12	- 23	+ 63			
	+ 48	- 63	+ 48	- 12	- 23	+ 63			
	- 64	+ 20	+ 48	- 12	- 48	+ 12			
	+ 48	- 12	+ 96	- 63	+ 98	- 12			
			+ 48	- 12	+ 64	- 20			
			- 96	+ 20	+ 23	- 65			
			- 73	+ 12	+ 64	- 20			
			+ 23	- 63					
			+ 96	- 63					
Total wins / period	3 / 60%	2 / 40%	8 / 80%	2 / 20%	4 / 50%	4 / 50%	Total wins all zones		
							CZE		DEN
							15 / 65%		8 / 35%

#### 3rd PERIOD

	CZE		DEN		CZE		DEN			
	Def. zone	Att. zone	Neutral zone	Neutral zone	Att. zone	Def. zone	Def. zone	Att. zone		
	- 64	+ 63	+ 23	- 12	+ 64	- 20			Total wins all zones	
	+ 96	- 20	- 23	+ 20	- 23	+ 12				
	- 64	+ 12			- 48	+ 63				
	+ 64	- 63			- 64	+ 20				
	+ 23	- 65			+ 23	- 20				
	- 64	+ 20			+ 23	- 20				
	- 64	+ 20			+ 48	- 12				
	- 64	+ 11			+ 48	- 20				
	+ 64	- 11								
	+ 23	- 63								
	+ 48	- 20								
Total wins / period	6 / 55%	5 / 45%	1 / 50%	1 / 50%	5 / 63%	3 / 37%	Total wins all zones			
							CZE			DEN
							12 / 57%		9 / 43%	



TOTAL

Total wins / game	CZE	DEN	CZE	DEN	CZE	DEN	Total wins all zones	
	Def. zone	Att. zone	Neutral zone		Att. zone	Def. zone	CZE	DEN
	11 / 52%	10 / 48%	10 / 56%	8 / 44%	11 / 50%	11 / 50%	32 / 52%	29 / 48%

HEAD TO HEAD

	No.	DEN					Tot.	wins CZE	Dz	Nz	Az
		11	12	20	63	65					
CZE	18				0 - 1		1	0 0%			0 0%
	23	1 - 2	3 - 1	5 - 3	2 - 3	2 - 0	22	13 59%	3 50%	5 71%	5 56%
	48		5 - 1	2 - 1	2 - 3		14	9 64%	4 80%	3 75%	2 40%
	64	1 - 1	0 - 4	3 - 4	2 - 1		16	6 38%	3 33%	0 0%	3 50%
	73		0 - 1				1	0 0%		0 0%	
	96		0 - 2	1 - 1	2 - 0		6	3 50%	1 100%	2 40%	
	98		1 - 0				1	1 100%			1 100%
	<b>Tot.</b>	5	18	20	16	2	61	32 52%	11 52%	10 56%	11 50%
<b>wins DEN</b>	3 60%	9 50%	9 45%	8 50%	0 0%	29 48%					
<b>Dz</b>		4 67%	3 27%	4 100%	0 0%	11 50%					
<b>Nz</b>	1 100%	4 40%	2 67%	1 25%		8 44%					
<b>Az</b>	2 50%	1 50%	4 67%	3 38%	0 0%	10 48%					

<b>Legend:</b>	<b>Att.</b> Attacking	<b>Az</b> Attacking zone	<b>Def.</b> Defending	<b>Dz</b> Defending zone
<b>No.</b> Jersey number	<b>Nz</b> Neutral zone	<b>Tot.</b> Total face-offs played		



## Line-Ups

Formazioni / Composition des équipes

### SWE - LAT

#### Referees

19 DWYER Gord (CAN), 17 MacFARLANE Sean (USA)

#### Goalkeepers

Team: SWE

##### No. Name

25 MARKSTROM Jacob  
30 WALLSTEDT Jesper

#### Team Line-ups

Team: SWE (Blue)

##### No. Pos. Name

3	D	EKMAN-LARSSON Oliver
77	D	HEDMAN Victor +A
14	F	ERIKSSON EK Joel
19	F	KEMPE Adrian
88	F	NYLANDER William
26	D	DAHLIN Rasmus
42	D	FORSLING Gustav
23	F	RAYMOND Lucas
92	F	LANDESKOG Gabriel +C
93	F	ZIBANEJAD Mika
6	D	BROBERG Philip
65	D	KARLSSON Erik +A
9	F	FORSBERG Filip
40	F	PETTERSSON Elias
67	F	RAKELL Rickard
27	D	LINDHOLM Hampus
10	F	WENNBERG Alexander
28	F	LINDHOLM Elias
29	F	HOLMBERG Pontus
90	F	JOHANSSON Marcus

Head Coach: HALLAM Sam

#### NOT DRESSED:

4 D ANDERSSON Rasmus  
32 GK GUSTAVSSON Filip  
63 F BRATT Jesper

#### Linespersons

64 HYNEK Daniel (CZE), 95 MURRAY Jonny (USA)

Team: LAT

##### No. Name

30 MERZLIKINS Elvis  
31 SILOVS Arturs

Team: LAT (White)

##### No. Pos. Name

26	D	BALINSKIS Uvis Janis +A
94	D	RUBINS Kristians
23	F	BLUGERS Teodors
28	F	GIRGENSONS Zemgus +A
34	F	TRALMAKS Eduards
29	D	FREIBERGS Ralfs
77	D	ZILE Kristaps Roberts
9	F	KRASTENBERGS Renars
11	F	LOCMELIS Dans
22	F	VILMANIS Sandis
3	D	SMITS Alberts
55	D	MAMCICS Roberts
16	F	DAUGAVINS Kaspars +C
43	F	RAVINSKIS Anri
97	F	EGLE Haralds
27	D	CIBULSKIS Oskars
13	F	BUKARTS Rihards
17	F	DZIERKALS Martins
95	F	BATNA Oskars
71	F	BUKARTS Roberts

Head Coach: VITOLINS Harijs

#### NOT DRESSED:

21 F BALCERS Rudolfs  
50 GK GUDLEVSKIS Kristers  
72 D JAKS Janis

#### Legend:

<b>+A</b>	Alternate Captain	<b>+C</b>	Captain	<b>D</b>	Defender	<b>F</b>	Forward
<b>No.</b>	Jersey number	<b>Pos.</b>	Position				



## Graphical Line-ups

Schema grafico formazioni / Alignments

### SWE - LAT

#### Referees

19 DWYER Gord (CAN), 17 MacFARLANE Sean (USA)

#### Linespersons

64 HYNEK Daniel (CZE), 95 MURRAY Jonny (USA)

Team: SWE - Sweden (Blue)

Head Coach: HALLAM Sam

S1 25 MARKSTROM Jacob		
30 WALLSTEDT Jesper		
19 KEMPE Adrian	14 ERIKSSON EK Joel	88 NYLANDER William
77 HEDMAN Victor +A		3 EKMAN-LARSSON Oliver
S5 92 LANDESKOG Gabriel +C	S6 93 ZIBANEJAD Miika	S4 23 RAYMOND Lucas
42 FORSLING Gustav		26 DAHLIN Rasmus
9 FORSBERG Filip	40 PETTERSSON Elias	67 RAKELL Rickard
S2 6 BROBERG Philip		S3 65 KARLSSON Erik +A
29 HOLMBERG Pontus	10 WENNBERG Alexander	28 LINDHOLM Elias
27 LINDHOLM Hampus		
90 JOHANSSON Marcus		

Team: LAT - Latvia (White)

Head Coach: VITOLINS Harijs

S1 30 MERZLIKINS Elvis		
31 SILOVS Arturs		
S5 28 GIRGENSONS Zemgus +A	S4 23 BLUGERS Teodors	S6 34 TRALMAKS Eduards
S3 94 RUBINS Kristians		S2 26 BALINSKIS Uvis Janis +A
22 VILMANIS Sandis	11 LOCMELIS Dans	9 KRASTENBERGS Renars
29 FREIBERGS Ralfs		77 ZILE Kristaps Roberts
43 RAVINSKIS Anri	97 EGLE Haralds	16 DAUGAVINS Kaspars +C
3 SMITS Alberts		55 MAMCICS Roberts
13 BUKARTS Rihards	95 BATNA Oskars	17 DZIERKALS Martins
27 CIBULSKIS Oskars		
71 BUKARTS Roberts		

#### Legend:

+A Alternate Captain      +C Captain      Sn Starting position



## Game Summary

Tabella riassuntiva partita / Resume du match

**SWE - LAT 5 - 1 (2 - 0, 1 - 1, 2 - 0)**

Spectators	Referees	Linespersons
11008	19 DWYER Gord (CAN) , 17 MacFARLANE Sean (USA)	64 HYNEK Daniel (CZE) , 95 MURRAY Jonny (USA)

### Team Statistics

Period	Score	SVS	SOG	PIM	TPP	PPG	SHG
1	2 : 0	6 : 8	10 : 6	2 : 2	0:52 : 2:00	0 : 0	0 : 0
2	1 : 1	7 : 8	9 : 8	2 : 0	1:08 : 2:00	0 : 0	0 : 0
3	2 : 0	7 : 7	9 : 7	2 : 2	2:00 : 2:00	0 : 0	0 : 0
<b>Total</b>	<b>5 : 1</b>	<b>20 : 23</b>	<b>28 : 21</b>	<b>6 : 4</b>	<b>4:00 : 6:00</b>	<b>0 : 0</b>	<b>0 : 0</b>

### 1st Period

Action	Time	ET/Res	Team	Type	No.	Name	(G)	Name of Assistant(s) / Action Description
GK	00:00		SWE		25	MARKSTROM J		- Goalkeeper in
GK	00:00		LAT		30	MERZLIKINS E		- Goalkeeper in
<b>Goal</b>	<b>10:55</b>	<b>1 : 0</b>	<b>SWE</b>	<b>EQ</b>	<b>19</b>	<b>KEMPE A</b>	(2)	14 ERIKSSON EK J On Ice SWE 25 6 14 19 65 88 88 NYLANDER W LAT 30 23 27 28 34 77
<b>Goal</b>	<b>11:36</b>	<b>2 : 0</b>	<b>SWE</b>	<b>EQ</b>	<b>92</b>	<b>LANDESKOG G</b>	(2)	23 RAYMOND L On Ice SWE 25 23 26 42 92 93 93 ZIBANEJAD M LAT 30 3 9 11 22 94
Penalty	16:54	18:54	SWE	2 min.	42	FORSLING G		- Delaying the Game
Penalty	19:08	21:08	LAT	2 min.	3	SMITS A		- Interference

### 2nd Period

Action	Time	ET/Res	Team	Type	No.	Name	(G)	Name of Assistant(s) / Action Description
<b>Goal</b>	<b>27:36</b>	<b>3 : 0</b>	<b>SWE</b>	<b>EQ</b>	<b>9</b>	<b>FORSBERG F</b>	(1)	65 KARLSSON E On Ice SWE 25 6 9 10 65 67 6 BROBERG P LAT 30 13 17 27 77 95
<b>Goal</b>	<b>30:47</b>	<b>3 : 1</b>	<b>LAT</b>	<b>EQ</b>	<b>34</b>	<b>TRALMAKS E</b>	(3)	3 SMITS A On Ice SWE 25 3 10 28 29 77 23 BLUGERS T LAT 30 3 23 26 28 34
Penalty	36:20	38:20	SWE	2 min.	77	HEDMAN V		- Cross-Checking

### 3rd Period

Action	Time	ET/Res	Team	Type	No.	Name	(G)	Name of Assistant(s) / Action Description
<b>Goal</b>	<b>45:54</b>	<b>4 : 1</b>	<b>SWE</b>	<b>EQ</b>	<b>93</b>	<b>ZIBANEJAD M</b>	(2)	23 RAYMOND L On Ice SWE 25 23 42 65 92 93 92 LANDESKOG G LAT 30 9 11 22 55 94
Penalty	46:35	48:35	SWE	2 min.	28	LINDHOLM E		- Tripping
Penalty	51:13	53:13	LAT	2 min.	23	BLUGERS T		- Slashing
<b>Goal</b>	<b>53:18</b>	<b>5 : 1</b>	<b>SWE</b>	<b>EQ</b>	<b>88</b>	<b>NYLANDER W</b>	(2)	23 RAYMOND L On Ice SWE 25 19 23 26 77 88 26 DAHLIN R LAT 30 9 22 23 55 94
GK	60:00		SWE					25 MARKSTROM J - Goalkeeper out
GK	60:00		LAT					30 MERZLIKINS E - Goalkeeper out

### Goalkeeper Records

Team : SWE - Sweden

No.	Name	SOG	SVS	MIP
25	MARKSTROM Jacob	21	20	60:00
30	WALLSTEDT Jesper			

Team : LAT - Latvia

No.	Name	SOG	SVS	MIP
30	MERZLIKINS Elvis	28	23	60:00
31	SILOVIS Arturs			

### Game Statistics

Team : SWE (Blue)

Head Coach : HALLAM Sam

No.	Pos.	Name	Shots on Goal							Time on Ice												
			G	A	P	PIM	FO+	FO-	FO+/-	FO%	1	2	3	OT	TS	+/-	1	2	3	OT	TOT	SHF
3	D	EKMAN-LARSSON Oliver	0	0	0	0	0	0	0	0.00	0	1	0	1	-1	5:33	6:09	4:48		16:30	23	0:43
14	F	ERIKSSON EK Joel	0	1	1	0	8	11	-3	42.11	1	0	0	1	+1	6:50	5:43	5:33		18:06	23	0:47
19	F	KEMPE Adrian	1	0	1	0	0	0	0	0.00	1	1	0	2	+2	7:22	6:10	5:00		18:32	22	0:50
77	D	HEDMAN Victor +A	0	0	0	2	0	0	0	0.00	0	0	0	0	0	6:52	6:09	6:39		19:40	24	0:49
88	F	NYLANDER William	1	1	2	0	0	0	0	0.00	2	1	1	4	+2	6:21	5:04	4:08		15:33	19	0:49



Head Coach : HALLAM Sam										Shots on Goal				Time on Ice									
No.	Pos.	Name	G	A	P	PIM	FO+	FO-	FO+/-	FO%	1	2	3	OT	TS	+/-	1	2	3	OT	TOT	SHF	AVG
23	F	RAYMOND Lucas	0	3	3	0	0	0	0	0.00	0	0	0	0	0	+3	5:19	6:30	5:05		16:54	21	0:48
26	D	DAHLIN Rasmus	0	1	1	0	0	0	0	0.00	1	0	1		2	+2	7:15	7:23	6:59		21:37	24	0:54
42	D	FORSLING Gustav	0	0	0	2	0	0	0	0.00	1	0	0		1	+2	6:15	6:19	7:29		20:03	23	0:52
92	F	LANDESKOG Gabriel +C	1	1	2	0	4	4	0	50.00	1	0	1		2	+2	4:21	5:09	6:26		15:56	22	0:43
93	F	ZIBANEJAD Mika	1	1	2	0	5	4	1	55.56	0	1	3		4	+2	4:17	6:13	5:59		16:29	23	0:43
6	D	BROBERG Philip	0	1	1	0	0	0	0	0.00	2	2	0		4	+2	6:33	6:03	5:52		18:28	24	0:46
9	F	FORSBERG Filip	1	0	1	0	0	0	0	0.00	0	1	1		2	+1	4:03	3:44	5:29		13:16	16	0:49
40	F	PETTERSSON Elias	0	0	0	0	5	2	3	71.43	0	0	1		1	0	3:36	3:20	4:01		10:57	17	0:38
65	D	KARLSSON Erik +A	0	1	1	0	0	0	0	0.00	0	1	1		2	+3	6:44	7:08	6:09		20:01	24	0:50
67	F	RAKELL Rickard	0	0	0	0	0	0	0	0.00	0	1	0		1	+1	4:18	2:54	5:43		12:55	16	0:48
10	F	WENNBERG Alexander	0	0	0	0	3	4	-1	42.86	1	0	0		1	0	5:17	5:21	4:25		15:03	21	0:43
27	D	LINDHOLM Hampus	0	0	0	0	0	0	0	0.00	0	0	0		0	0	0:00	0:00	0:00		0:00	0	0:00
28	F	LINDHOLM Elias	0	0	0	2	2	3	-1	40.00	0	0	0		0	-1	4:07	4:44	3:49		12:40	18	0:42
29	F	HOLMBERG Pontus	0	0	0	0	0	2	-2	0.00	0	0	0		0	-1	2:55	3:53	4:24		11:12	15	0:44
90	F	JOHANSSON Marcus	0	0	0	0	0	0	0	0.00	0	0	0		0	0	0:00	0:00	0:00		0:00	0	0:00
25	GK	MARKSTROM Jacob	0	0	0	0					0	0	0		0								
30	GK	WALLSTEDT Jesper	0	0	0	0					0	0	0		0								
<b>Total</b>			<b>5</b>	<b>10</b>	<b>15</b>	<b>6</b>	<b>27</b>	<b>30</b>	<b>-3</b>	<b>47.37</b>	<b>10</b>	<b>9</b>	<b>9</b>	<b>28</b>									

Team : LAT (White)

Head Coach : VITOLINS Harijs										Shots on Goal				Time on Ice									
No.	Pos.	Name	G	A	P	PIM	FO+	FO-	FO+/-	FO%	1	2	3	OT	TS	+/-	1	2	3	OT	TOT	SHF	AVG
23	F	BLUGERS Teodors	0	1	1	2	20	6	14	76.92	1	0	0		1	-1	7:12	8:37	7:18		23:07	25	0:55
26	D	BALINSKIS Uvis Janis +A	0	0	0	0	0	0	0	0.00	0	0	0		0	+1	8:16	8:25	7:09		23:50	23	1:02
28	F	GIRGENSONS Zemgus +A	0	0	0	0	0	0	0	0.00	3	1	1		5	0	6:24	8:52	7:54		23:10	27	0:51
34	F	TRALMAKS Eduards	1	0	1	0	0	0	0	0.00	0	2	0		2	0	5:58	6:24	6:11		18:33	23	0:48
94	D	RUBINS Kristians	0	0	0	0	0	0	0	0.00	1	1	0		2	-3	7:52	7:16	6:30		21:38	23	0:56
9	F	KRASTENBERGS Renars	0	0	0	0	0	0	0	0.00	1	1	4		6	-3	5:31	4:49	5:57		16:17	22	0:44
11	F	LOCMELIS Dans	0	0	0	0	3	10	-7	23.08	0	0	0		0	-2	5:46	5:13	5:34		16:33	20	0:49
22	F	VILMANIS Sandis	0	0	0	0	0	0	0	0.00	0	0	0		0	-3	3:40	4:53	6:07		14:40	21	0:41
29	D	FREIBERGS Ralfs	0	0	0	0	0	0	0	0.00	0	0	0		0	0	3:33	3:49	5:12		12:34	14	0:53
77	D	ZILE Kristaps Roberts	0	0	0	0	0	0	0	0.00	0	1	0		1	-2	5:41	5:28	4:44		15:53	20	0:47
3	D	SMITS Alberts	0	1	1	2	0	0	0	0.00	0	1	1		2	0	5:31	7:30	6:27		19:28	23	0:50
16	F	DAUGAVINS Kaspars +C	0	0	0	0	0	0	0	0.00	0	0	0		0	0	4:10	5:06	3:50		13:06	18	0:43
43	F	RAVINSKIS Anri	0	0	0	0	0	0	0	0.00	0	0	0		0	0	4:37	3:49	3:39		12:05	15	0:48
55	D	MAMCICS Roberts	0	0	0	0	0	0	0	0.00	0	0	0		0	-2	4:45	4:22	5:49		14:56	21	0:42
97	F	EGLE Haralds	0	0	0	0	4	3	1	57.14	0	0	0		0	0	4:33	3:22	0:00		7:55	13	0:36
13	F	BUKARTS Rihards	0	0	0	0	0	0	0	0.00	0	0	0		0	-1	1:56	0:42	0:00		2:38	4	0:39
17	F	DZIERKALS Martins	0	0	0	0	0	0	0	0.00	0	1	0		1	-1	4:26	4:12	6:31		15:09	22	0:41
27	D	CIBULSKIS Oskars	0	0	0	0	0	0	0	0.00	0	0	1		1	-2	2:40	1:48	2:27		6:55	10	0:41
95	F	BATNA Oskars	0	0	0	0	3	8	-5	27.27	0	0	0		0	-1	5:00	4:15	6:40		15:55	21	0:45
71	F	BUKARTS Roberts	0	0	0	0	0	0	0	0.00	0	0	0		0	0	1:37	0:00	0:00		1:37	2	0:48
30	GK	MERZLIKINS Elvis	0	0	0	0					0	0	0		0								
31	GK	SILOVŠ Arturs	0	0	0	0					0	0	0		0								
<b>Total</b>			<b>1</b>	<b>2</b>	<b>3</b>	<b>4</b>	<b>30</b>	<b>27</b>	<b>3</b>	<b>52.63</b>	<b>6</b>	<b>8</b>	<b>7</b>	<b>21</b>									



Legend:			
<b>(G)</b>	Goals in tournament	<b>+/-</b>	Plus/minus net
<b>A</b>	Assists	<b>AVG</b>	Average time on ice / shift
<b>ET/Res</b>	Penalty end time/Result of game	<b>F</b>	Forward
<b>FO-</b>	Face-offs lost	<b>FO+/-</b>	Face-offs net
<b>MIP</b>	Minutes in play (GK)	<b>No.</b>	Jersey number
<b>PIM</b>	Penalties in minutes	<b>Pos.</b>	Position
<b>SHG</b>	Shorthanded goals	<b>SOG</b>	Shots on goal
<b>TPP</b>	Time on power play	<b>TS</b>	Total shots
		<b>+A</b>	Alternate Captain
		<b>D</b>	Defender
		<b>FO%</b>	% Face-offs won
		<b>G</b>	Goals
		<b>OT</b>	Overtime
		<b>PPG</b>	Power play goals
		<b>SVS</b>	Saves
		<b>+C</b>	Captain
		<b>EQ</b>	Equal strength
		<b>FO+</b>	Face-offs won
		<b>GK</b>	Goalkeeper
		<b>P</b>	Points
		<b>SHF</b>	Number of shifts
		<b>TOT</b>	Total




Shot Chart

Tabella azioni di tiro / Analyse des tirs

SWE - LAT

Shots by SWE  
Goal (o): 2      Save (+): 8  
Block (<): 10    Miss (-): 8



GK 30 of LAT



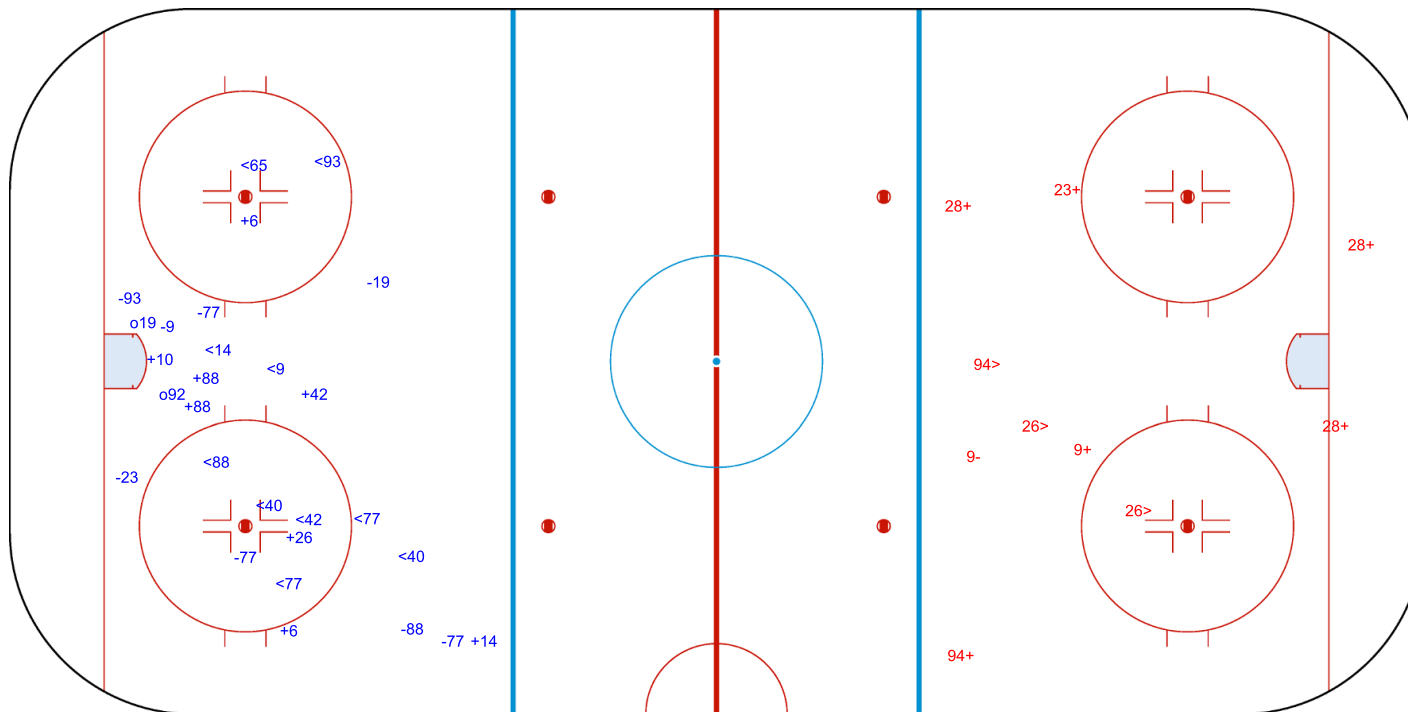
1st Period



Shots by LAT  
Goal (o): 0      Save (+): 6  
Block (>): 3    Miss (-): 1




GK 25 of SWE





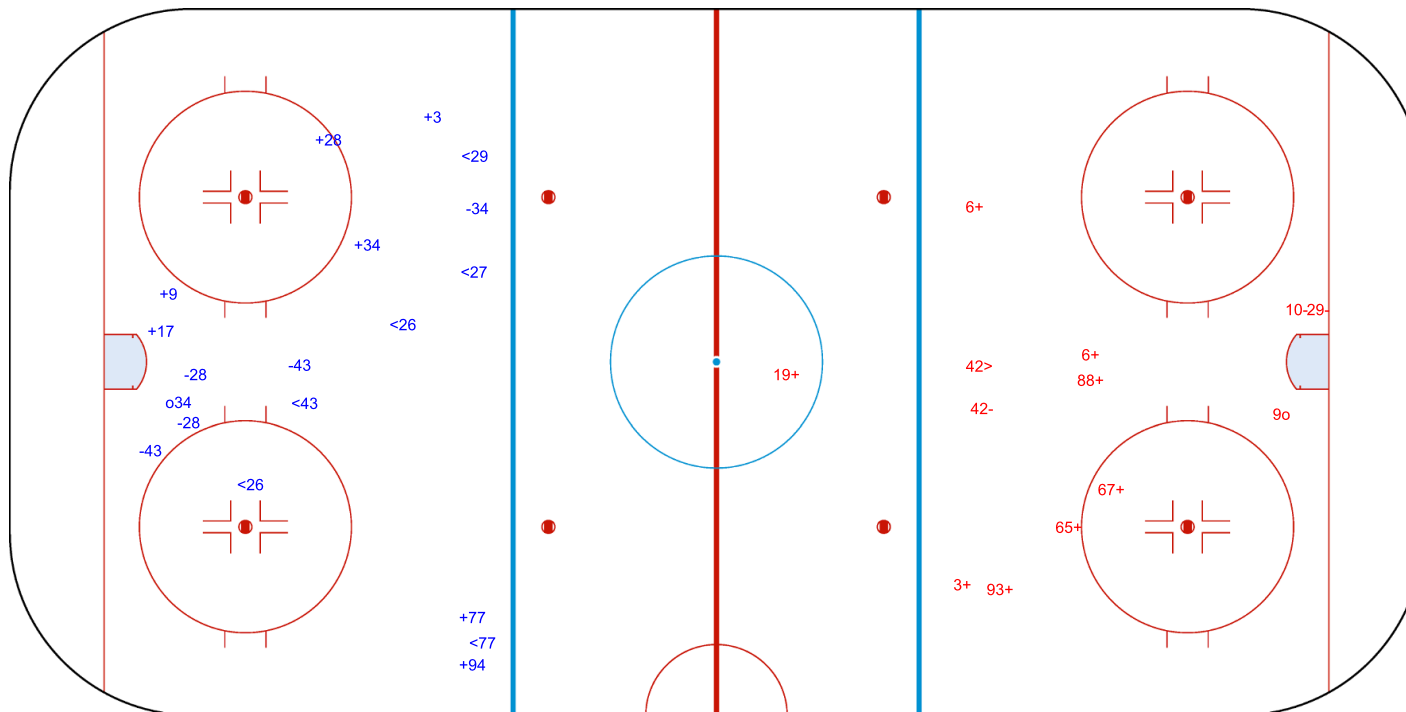
Shots by LAT  
Goal (o): 1  
Block (<): 6  
Save (+): 7  
Miss (-): 5




GK 25 of SWE



2nd Period



Shots by SWE  
Goal (o): 1  
Block (>): 1  
Save (+): 8  
Miss (-): 3




GK 30 of LAT



Shots by SWE

Goal (o): 2 Save (+): 7

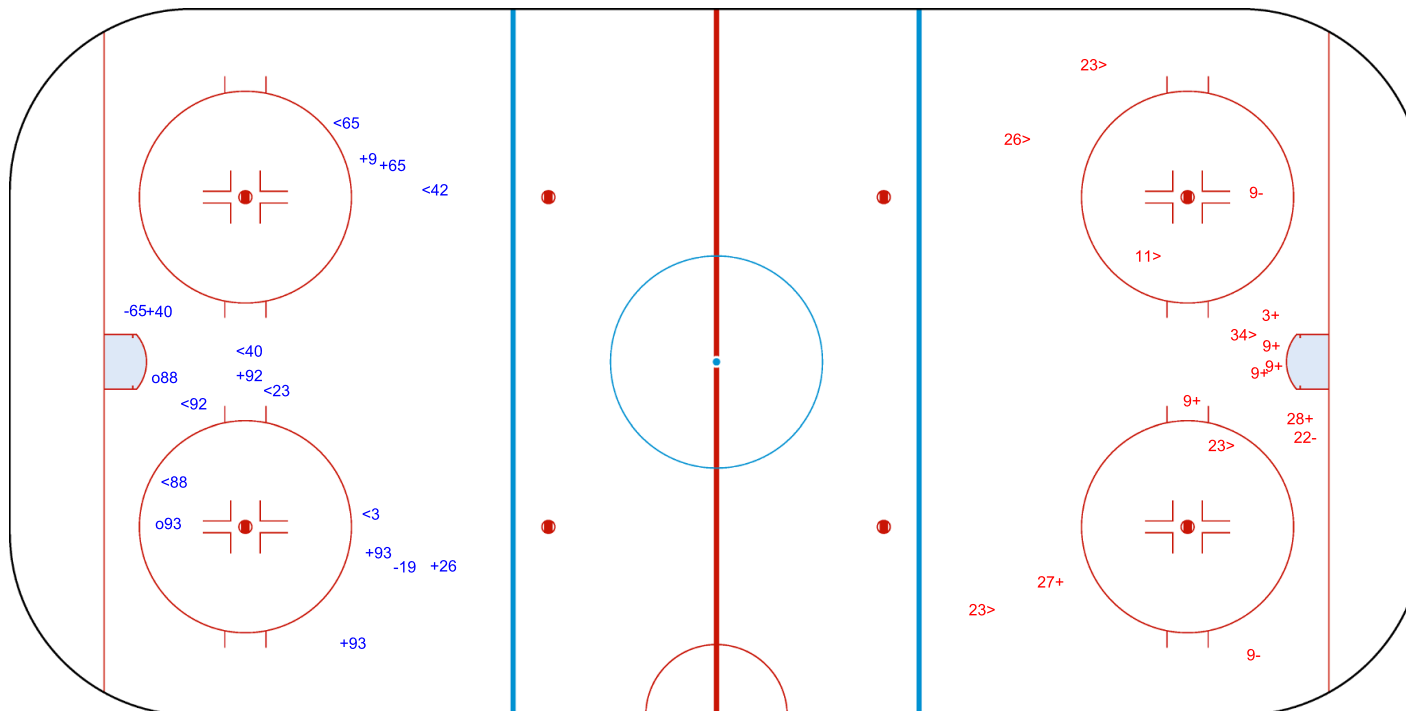
Block (<): 7 Miss (-): 2



GK 30 of LAT



3rd Period



Shots by LAT

Goal (o): 0 Save (+): 7

Block (>): 6 Miss (-): 3



GK 25 of SWE

Legend:

GK

Goalkeeper



### Face-off Chart

Tabella ingaggi / Statistiques des mises en jeu

#### SWE - LAT

##### 1st PERIOD

	SWE	LAT	Neutral zone		SWE	LAT	Total wins all zones				
	Def. zone	Att. zone	SWE	LAT	Att. zone	Def. zone					
	- 14	+ 23	+ 93	- 23	- 14	+ 23	<table border="1"> <tr> <th>SWE</th> <th>LAT</th> </tr> <tr> <td>10 / 56%</td> <td>8 / 44%</td> </tr> </table>	SWE	LAT	10 / 56%	8 / 44%
SWE	LAT										
10 / 56%	8 / 44%										
	- 28	+ 23	+ 28	- 95	- 40	+ 97					
	+ 10	- 23	+ 93	- 11	+ 92	- 97					
			+ 40	- 97	- 14	+ 23					
			+ 92	- 11	+ 40	- 11					
					- 14	+ 23					
					+ 14	- 11					
					- 14	+ 97					
					- 92	+ 97					
					+ 14	- 23					
Total wins / period	1 / 33%	2 / 67%	5 / 100%	0 / 0%	4 / 40%	6 / 60%					

##### 2nd PERIOD

	SWE	LAT	Neutral zone		SWE	LAT	Total wins all zones				
	Def. zone	Att. zone	SWE	LAT	Att. zone	Def. zone					
	- 14	+ 23	- 14	+ 23	- 40	+ 95	<table border="1"> <tr> <th>SWE</th> <th>LAT</th> </tr> <tr> <td>6 / 27%</td> <td>16 / 73%</td> </tr> </table>	SWE	LAT	6 / 27%	16 / 73%
SWE	LAT										
6 / 27%	16 / 73%										
	- 92	+ 11	- 10	+ 23	+ 93	- 11					
	- 10	+ 23	+ 14	- 11	- 93	+ 97					
	- 93	+ 11	+ 10	- 97	- 14	+ 23					
	- 29	+ 23	- 92	+ 23	+ 14	- 95					
	- 29	+ 23	+ 40	- 11							
	- 93	+ 23									
	- 93	+ 23									
	- 14	+ 23									
	+ 28	- 23									
	- 14	+ 23									
Total wins / period	1 / 9%	10 / 91%	3 / 50%	3 / 50%	2 / 40%	3 / 60%					

##### 3rd PERIOD

	SWE	LAT	Neutral zone		SWE	LAT	Total wins all zones				
	Def. zone	Att. zone	SWE	LAT	Att. zone	Def. zone					
	- 14	+ 23	+ 93	- 23	+ 14	- 11	<table border="1"> <tr> <th>SWE</th> <th>LAT</th> </tr> <tr> <td>11 / 65%</td> <td>6 / 35%</td> </tr> </table>	SWE	LAT	11 / 65%	6 / 35%
SWE	LAT										
11 / 65%	6 / 35%										
	- 10	+ 95	+ 10	- 11	+ 93	- 23					
	- 92	+ 11	+ 14	- 95	- 10	+ 23					
	+ 92	- 11	+ 14	- 95	+ 92	- 95					
	+ 14	- 95	- 28	+ 95							
			- 28	+ 23							
			+ 40	- 95							
			+ 40	- 95							
Total wins / period	2 / 40%	3 / 60%	6 / 75%	2 / 25%	3 / 75%	1 / 25%					



TOTAL

Total wins / game	SWE	LAT	SWE	LAT	SWE	LAT	Total wins all zones	
	Def. zone	Att. zone	Neutral zone		Att. zone	Def. zone	SWE	LAT
	4 / 21%	15 / 79%	14 / 74%	5 / 26%	9 / 47%	10 / 53%	27 / 47%	30 / 53%

HEAD TO HEAD

	No.	LAT				Tot.	wins SWE	Dz	Nz	Az
		11	23	95	97					
SWE	10	1 - 0	1 - 3	0 - 1	1 - 0	7	3 43%	1 33%	2 67%	0 0%
	14	3 - 0	1 - 10	4 - 0	0 - 1	19	8 42%	1 17%	3 75%	4 44%
	28		1 - 2	1 - 1		5	2 40%	1 50%	1 33%	
	29		0 - 2			2	0 0%	0 0%		
	40	2 - 0		2 - 1	1 - 1	7	5 71%		4 100%	1 33%
	92	2 - 2	0 - 1	1 - 0	1 - 1	8	4 50%	1 33%	1 50%	2 67%
	93	2 - 1	3 - 2		0 - 1	9	5 56%	0 0%	3 100%	2 67%
	<b>Tot.</b>	13	26	11	7	57	27 47%	4 21%	14 74%	9 47%
	<b>wins LAT</b>	3 23%	20 77%	3 27%	4 57%	30 53%				
	<b>Dz</b>	0 0%	5 71%	1 33%	4 80%	10 53%				
	<b>Nz</b>	0 0%	4 67%	1 17%	0 0%	5 26%				
	<b>Az</b>	3 75%	11 85%	1 50%		15 79%				

<b>Legend:</b>	<b>Att.</b> Attacking	<b>Az</b> Attacking zone	<b>Def.</b> Defending	<b>Dz</b> Defending zone
<b>No.</b> Jersey number	<b>Nz</b> Neutral zone	<b>Tot.</b> Total face-offs played		



## Line-Ups

Formazioni / Composition des equipes

### SVK - GER

#### Referees

9 O'ROURKE Dan (CAN), 10 REHMAN Kyle (USA)

#### Goalkeepers

Team: SVK

No.	Name
31	HLAVAJ Samuel
33	SKORVANEK Stanislav

#### Team Line-ups

Team: SVK (Blue)

No.	Pos.	Name
17	D	NEMEC Simon
42	D	FEHERVARY Martin +A
20	F	SLAFKOVSKY Juraj
21	F	RUZICKA Adam
90	F	TATAR Tomas +C
28	D	GERNAT Martin
81	D	CERNAK Erik +A
11	F	KELEMEN Milos
76	F	POSPISIL Martin
84	F	REGENDA Pavol
14	D	CERESNAK Peter
52	D	MARINCIN Martin
8	F	OKULIAR Oliver
15	F	DVORSKY Dalibor
79	F	HUDACEK Libor
64	D	KOCH Patrik
23	F	LISKA Adam
49	F	TAKAC Samuel
91	F	SUKEL Matus
6	F	CINGEL Lukas

Head Coach: ORSZAGH Vladimir

#### NOT DRESSED:

29	D	IVAN Michal
30	GK	GAJAN Adam
34	F	CEHLARIK Peter

#### Linespersons

98 ANKERSTJERNE Albert (DEN), 83 MacPHERSON Matt (CAN)

Team: GER

No.	Name
30	GRUBAUER Philipp
37	FRANZREB Maximilian

Team: GER (Yellow)

No.	Pos.	Name
38	D	WAGNER Fabio
53	D	SEIDER Moritz +A
29	F	DRAISAITL Leon +C
73	F	REICHEL Lukas
95	F	TIFFELS Frederik
6	D	WISSMANN Kai
41	D	MULLER Jonas
18	F	STUTZLE Tim +A
44	F	SAMANSKI Joshua
77	F	PETERKA John
9	D	GAWANKE Leon
49	D	KALBLE Lukas
62	F	TUOMIE Parker
65	F	MICHAELIS Marc
72	F	KAHUN Dominik
91	D	MULLER Moritz
8	F	RIEDER Tobias
40	F	EHL Alexander
78	F	STURM Nico
74	F	SCHUTZ Justin

Head Coach: KREIS Harold

#### NOT DRESSED:

11	D	GEIBEL Korbinian
19	F	STACHOWIAK Wojciech
35	GK	NIEDERBERGER Mathias

Legend:							
+A	Alternate Captain	+C	Captain	D	Defender	F	Forward
No.	Jersey number	Pos.	Position				



## Graphical Line-ups

Schema grafico formazioni / Alignments

### SVK - GER

**Referees**

9 O'ROURKE Dan (CAN), 10 REHMAN Kyle (USA)

**Linespersons**

98 ANKERSTJERNE Albert (DEN), 83 MacPHERSON Matt (CAN)

**Team:** SVK - Slovakia (Blue)

**Head Coach:** ORSZAGH Vladimir

S1 31 HLAVAJ Samuel		
33 SKORVANEK Stanislav		
S4 20 SLAFKOVSKY Juraj	S5 21 RUZICKA Adam	S6 90 TATAR Tomas +C
S3 42 FEHERVARY Martin +A	S2 17 NEMEC Simon	
11 KELEMEN Milos	76 POSPISIL Martin	84 REGENDA Pavol
28 GERNAT Martin		81 CERNAK Erik +A
8 OKULIAR Oliver	15 DVORSKY Dalibor	79 HUDACEK Libor
52 MARINCIN Martin		14 CERESNAK Peter
23 LISKA Adam	91 SUKEL Matus	49 TAKAC Samuel
64 KOCH Patrik		
	6 CINGEL Lukas	

**Team:** GER - Germany (Yellow)

**Head Coach:** KREIS Harold

S1 30 GRUBAUER Philipp		
37 FRANZREB Maximilian		
S5 73 REICHEL Lukas	S4 29 DRAISAITL Leon +C	S6 95 TIFFELS Frederik
S2 38 WAGNER Fabio	S3 53 SEIDER Moritz +A	
44 SAMANSKI Joshua	18 STUTZLE Tim +A	77 PETERKA John
41 MULLER Jonas		6 WISSMANN Kai
62 TUOMIE Parker	72 KAHUN Dominik	65 MICHAELIS Marc
49 KALBLE Lukas		9 GAWANKE Leon
8 RIEDER Tobias	78 STURM Nico	40 EHL Alexander
		91 MULLER Moritz
74 SCHUTZ Justin		

**Legend:**

+A Alternate Captain      +C Captain      Sn Starting position



## Game Summary

Tabella riassuntiva partita / Resume du match

### SVK - GER 6 - 2 (1 - 0, 3 - 1, 2 - 1)

Spectators	Referees	Linespersons
9532	9 O'ROURKE Dan (CAN) , 10 REHMAN Kyle (USA)	98 ANKERSTJERNE Albert (DEN) , 83 MacPHERSON Matt (CAN)

#### Team Statistics

Period	Score	SVS	SOG	PIM	TPP	PPG	SHG
1	1 : 0	5 : 17	18 : 5	2 : 2	2:00 : 2:00	0 : 0	0 : 0
2	3 : 1	8 : 2	5 : 9	2 : 0	0:00 : 2:00	0 : 0	0 : 0
3	2 : 1	12 : 10	12 : 13	4 : 2	0:00 : 1:48	0 : 1	0 : 0
<b>Total</b>	<b>6 : 2</b>	<b>25 : 29</b>	<b>35 : 27</b>	<b>8 : 4</b>	<b>2:00 : 5:48</b>	<b>0 : 1</b>	<b>0 : 0</b>

#### 1st Period

Action	Time	ET/Res	Team	Type	No.	Name	(G)	Name of Assistant(s) / Action Description
GK	00:00		SVK		31	HLAVAJ S		- Goalkeeper in
GK	00:00		GER		30	GRUBAUER P		- Goalkeeper in
Penalty	07:47	09:47	GER	2 min.	6	WISSMANN K		- Hooking
Penalty	10:27	12:27	SVK	2 min.	6	CINGEL L		- Holding
<b>Goal</b>	<b>18:06</b>	<b>1 : 0</b>	<b>SVK</b>	<b>EQ</b>	<b>84</b>	<b>REGENDA P</b>	(1)	81 CERNAK E On Ice SVK 31 11 42 76 81 84 42 FEHERVARY M GER 30 6 18 29 41 77

#### 2nd Period

Action	Time	ET/Res	Team	Type	No.	Name	(G)	Name of Assistant(s) / Action Description
<b>Goal</b>	<b>24:01</b>	<b>2 : 0</b>	<b>SVK</b>	<b>EQ</b>	<b>11</b>	<b>KELEMEN M</b>	(1)	84 REGENDA P On Ice SVK 31 11 17 42 76 84 GER 30 18 44 49 77 91
<b>Goal</b>	<b>24:34</b>	<b>3 : 0</b>	<b>SVK</b>	<b>EQ</b>	<b>8</b>	<b>OKULIAR O</b>	(1)	79 HUDACEK L On Ice SVK 31 8 14 15 64 79 15 DVORSKY D GER 30 6 41 62 65 72
Time-out	24:34		GER					
Penalty	25:55	27:55	SVK	2 min.	31	HLAVAJ S		- Tripping / Served by: 84 REGENDA P
<b>Goal</b>	<b>30:21</b>	<b>4 : 0</b>	<b>SVK</b>	<b>EQ</b>	<b>15</b>	<b>DVORSKY D</b>	(3)	8 OKULIAR O On Ice SVK 31 8 14 15 64 79 64 KOCH P GER 30 9 49 62 65 72
<b>Goal</b>	<b>34:59</b>	<b>4 : 1</b>	<b>GER</b>	<b>EQ</b>	<b>73</b>	<b>REICHEL L</b>	(2)	29 DRAISAITL L On Ice SVK 31 15 17 42 76 84 GER 30 29 53 73 91 95

#### 3rd Period

Action	Time	ET/Res	Team	Type	No.	Name	(G)	Name of Assistant(s) / Action Description
<b>Goal</b>	<b>40:58</b>	<b>5 : 1</b>	<b>SVK</b>	<b>EQ</b>	<b>84</b>	<b>REGENDA P</b>	(2)	64 KOCH P On Ice SVK 31 11 14 64 76 84 76 POSPISIL M GER 30 6 18 41 44 77
Penalty	46:03	48:03	SVK	2 min.	28	GERNAT M		- Tripping
Penalty	47:04	49:04	GER	2 min.	44	SAMANSKI J		- Illegal Equipment
Penalty	47:21	49:09	SVK	2 min.	42	FEHERVARY M		- Slashing
<b>Goal</b>	<b>49:09</b>	<b>5 : 2</b>	<b>GER</b>	<b>PP1</b>	<b>95</b>	<b>TIFFELS F</b>	(2)	73 REICHEL L On Ice SVK 31 8 11 17 64 91 MULLER M GER 30 9 44 73 91 95
GK	55:58		GER					30 GRUBAUER P - Goalkeeper out
<b>Goal</b>	<b>56:33</b>	<b>6 : 2</b>	<b>SVK</b>	<b>EQ</b>	<b>90</b>	<b>TATAR T</b>	(1)	21 RUZICKA A On Ice SVK 31 8 20 21 64 90 20 SLAFKOVSKY J GER 18 29 44 53 73 77
GK	56:33		GER		30	GRUBAUER P		- Goalkeeper in
GK	60:00		SVK					31 HLAVAJ S - Goalkeeper out
GK	60:00		GER					30 GRUBAUER P - Goalkeeper out

#### Goalkeeper Records

Team : SVK - Slovakia

No.	Name	SOG	SVS	MIP
31	HLAVAJ Samuel	27	25	60:00
33	SKORVANEK Stanislav			

Team : GER - Germany

No.	Name	SOG	SVS	MIP
30	GRUBAUER Philipp	34	29	59:25
37	FRANZREB Maximilian			

#### Game Statistics

Team : SVK (Blue)



Head Coach : ORSZAGH Vladimir										Shots on Goal				Time on Ice									
No.	Pos.	Name	G	A	P	PIM	FO+	FO-	FO+/-	FO%	1	2	3	OT	TS	+/-	1	2	3	OT	TOT	SHF	AVG
17	D	NEMEC Simon	0	0	0	0	0	0	0	0.00	1	0	0		1	0	8:08	7:29	6:14		21:51	27	0:48
20	F	SLAFKOVSKY Juraj	0	1	1	0	0	0	0	0.00	3	1	1		5	+1	7:02	6:36	6:02		19:40	22	0:53
21	F	RUZICKA Adam	0	1	1	0	8	14	-6	36.36	0	0	0		0	+1	5:41	6:49	5:58		18:28	25	0:44
42	D	FEHERVARY Martin +A	0	1	1	2	0	0	0	0.00	0	0	0		0	+1	8:02	7:55	6:04		22:01	29	0:45
90	F	TATAR Tomas +C	1	0	1	0	0	0	0	0.00	1	0	1		2	+1	5:46	5:01	5:15		16:02	23	0:41
11	F	KELEMEN Milos	1	0	1	0	0	0	0	0.00	0	1	2		3	+3	5:25	4:26	4:43		14:34	26	0:33
28	D	GERNAT Martin	0	0	0	2	0	0	0	0.00	4	0	1		5	0	5:23	5:59	5:56		17:18	29	0:35
76	F	POSPISIL Martin	0	1	1	0	10	9	1	52.63	1	0	2		3	+2	4:15	3:25	3:49		11:29	23	0:29
81	D	CERNAK Erik +A	0	1	1	0	0	1	-1	0.00	1	1	0		2	+1	5:56	7:44	8:15		21:55	30	0:43
84	F	REGENDA Pavol	2	1	3	0	0	0	0	0.00	2	0	1		3	+2	4:51	5:04	4:32		14:27	22	0:39
8	F	OKULIAR Oliver	1	1	2	0	0	0	0	0.00	0	1	0		1	+3	4:56	6:19	4:33		15:48	22	0:43
14	D	CERESNAK Peter	0	0	0	0	0	0	0	0.00	0	0	0		0	+3	4:56	6:29	6:01		17:26	26	0:40
15	F	DVORSKY Dalibor	1	1	2	0	8	7	1	53.33	1	1	1		3	+1	5:03	4:49	4:11		14:03	17	0:49
52	D	MARINCIN Martin	0	0	0	0	0	0	0	0.00	0	0	0		0	0	2:34	0:42	0:00		3:16	5	0:39
79	F	HUDACEK Libor	0	1	1	0	2	0	2	100.00	1	0	0		1	+2	4:53	4:59	4:06		13:58	18	0:46
23	F	LISKA Adam	0	0	0	0	0	0	0	0.00	1	0	0		1	0	3:41	3:14	3:25		10:20	16	0:38
49	F	TAKAC Samuel	0	0	0	0	0	0	0	0.00	2	0	0		2	0	2:00	2:00	1:34		5:34	8	0:41
64	D	KOCH Patrik	0	2	2	0	0	0	0	0.00	0	0	2		2	+4	3:38	3:42	7:54		15:14	22	0:41
91	F	SUKEL Matus	0	0	0	0	2	6	-4	25.00	0	0	0		0	0	4:29	3:32	4:21		12:22	19	0:39
6	F	CINGEL Lukas	0	0	0	2	0	1	-1	0.00	0	0	1		1	0	1:20	1:43	3:12		6:15	13	0:28
31	GK	HLAVAJ Samuel	0	0	0	2					0	0	0		0								
33	GK	SKORVANEK Stanislav	0	0	0	0					0	0	0		0								
<b>Total</b>			<b>6</b>	<b>11</b>	<b>17</b>	<b>8</b>	<b>30</b>	<b>38</b>	<b>-8</b>	<b>44.12</b>	<b>18</b>	<b>5</b>	<b>12</b>		<b>35</b>								

Team : GER (Yellow)

Head Coach : KREIS Harold										Shots on Goal				Time on Ice									
No.	Pos.	Name	G	A	P	PIM	FO+	FO-	FO+/-	FO%	1	2	3	OT	TS	+/-	1	2	3	OT	TOT	SHF	AVG
29	F	DRAISAITL Leon +C	0	1	1	0	18	14	4	56.25	0	0	2		2	-1	8:23	9:51	9:56		28:10	24	1:10
38	D	WAGNER Fabio	0	0	0	0	0	0	0	0.00	0	1	0		1	0	4:46	4:35	3:16		12:37	20	0:37
53	D	SEIDER Moritz +A	0	0	0	0	0	0	0	0.00	1	0	1		2	0	10:09	8:23	9:16		27:48	31	0:53
73	F	REICHEL Lukas	1	1	2	0	0	0	0	0.00	0	2	1		3	0	5:31	5:45	8:38		19:54	21	0:56
95	F	TIFFELS Frederik	1	0	1	0	0	0	0	0.00	0	0	1		1	+1	4:21	5:35	6:29		16:25	18	0:54
6	D	WISSMANN Kai	0	0	0	2	0	0	0	0.00	0	1	0		1	-3	5:50	6:35	6:07		18:32	30	0:37
18	F	STUTZLE Tim +A	0	0	0	0	4	6	-2	40.00	0	1	0		1	-4	7:14	7:14	7:59		22:27	21	1:04
41	D	MULLER Jonas	0	0	0	0	0	0	0	0.00	0	0	0		0	-3	3:37	7:02	3:45		14:24	25	0:34
44	F	SAMANSKI Joshua	0	0	0	2	3	0	3	100.00	0	1	1		2	-3	5:11	4:23	4:36		14:10	18	0:47
77	F	PETERKA John	0	0	0	0	0	0	0	0.00	0	0	0		0	-4	6:28	6:28	7:30		20:26	21	0:58
9	D	GAWANKE Leon	0	0	0	0	0	0	0	0.00	0	0	3		3	-1	3:16	3:32	4:55		11:43	17	0:41
49	D	KALBLE Lukas	0	0	0	0	0	0	0	0.00	0	0	0		0	-2	4:58	2:53	4:34		12:25	20	0:37
62	F	TUOMIE Parker	0	0	0	0	0	0	0	0.00	0	0	1		1	-2	3:29	4:40	3:00		11:09	18	0:37
65	F	MICHAELIS Marc	0	0	0	0	2	2	0	50.00	0	1	0		1	-2	2:30	3:40	3:15		9:25	15	0:37
72	F	KAHUN Dominik	0	0	0	0	2	7	-5	22.22	0	0	1		1	-2	3:19	4:04	2:54		10:17	17	0:36
8	F	RIEDER Tobias	0	0	0	0	0	0	0	0.00	2	0	0		2	0	3:48	4:04	1:53		9:45	15	0:39
40	F	EHL Alexander	0	0	0	0	0	0	0	0.00	1	0	0		1	0	4:51	2:57	1:55		9:43	14	0:41
78	F	STURM Nico	0	0	0	0	9	1	8	90.00	1	0	0		1	0	4:41	3:11	3:16		11:08	15	0:44
91	D	MULLER Moritz	0	1	1	0	0	0	0	0.00	0	2	2		4	0	5:35	5:08	5:21		16:04	21	0:45
74	F	SCHUTZ Justin	0	0	0	0	0	0	0	0.00	0	0	0		0	0	0:00	0:00	0:00		0:00	0	0:00
30	GK	GRUBAUER Philipp	0	0	0	0					0	0	0		0								
37	GK	FRANZREB Maximilian	0	0	0	0					0	0	0		0								
<b>Total</b>			<b>2</b>	<b>3</b>	<b>5</b>	<b>4</b>	<b>38</b>	<b>30</b>	<b>8</b>	<b>55.88</b>	<b>5</b>	<b>9</b>	<b>13</b>		<b>27</b>								



Legend:					
<b>(G)</b> Goals in tournament	*	Does not count for Plus/minus	<b>+/-</b>	Plus/minus net	<b>+A</b> Alternate Captain
<b>+C</b> Captain	<b>A</b>	Assists	<b>AVG</b>	Average time on ice / shift	<b>D</b> Defender
<b>ENG</b> Empty net goal	<b>EQ</b>	Equal strength	<b>ET/Res</b>	Penalty end time/Result of game	<b>F</b> Forward
<b>FO%</b> % Face-offs won	<b>FO+</b>	Face-offs won	<b>FO-</b>	Face-offs lost	<b>FO+/-</b> Face-offs net
<b>G</b> Goals	<b>GK</b>	Goalkeeper	<b>MIP</b>	Minutes in play (GK)	<b>No.</b> Jersey number
<b>OT</b> Overtime	<b>P</b>	Points	<b>PIM</b>	Penalties in minutes	<b>Pos.</b> Position
<b>PP1</b> Power play - 1 player	<b>PPG</b>	Power play goals	<b>SHF</b>	Number of shifts	<b>SHG</b> Shorthanded goals
<b>SOG</b> Shots on goal	<b>SVS</b>	Saves	<b>TOT</b>	Total	<b>TPP</b> Time on power play
<b>TS</b> Total shots					




Shot Chart

Tabella azioni di tiro / Analyse des tirs

SVK - GER

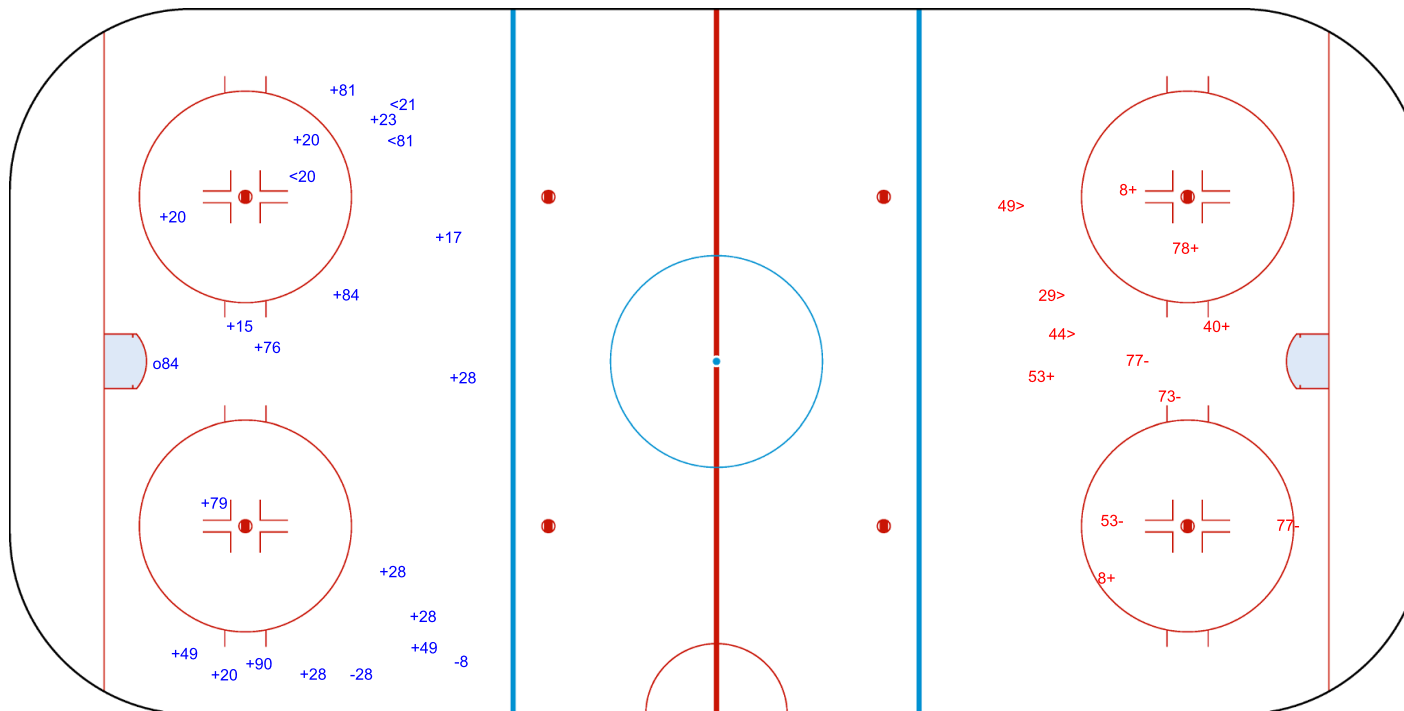
Shots by SVK  
Goal (o): 1  
Block (<): 3  
Save (+): 17  
Miss (-): 2



GK 30 of GER



1st Period



Shots by GER  
Goal (o): 0  
Block (>): 3  
Save (+): 5  
Miss (-): 4




GK 31 of SVK



Shots by GER

Goal (o): 1      Save (+): 8  
Block (<): 9      Miss (-): 4



GK 31 of SVK




2nd Period

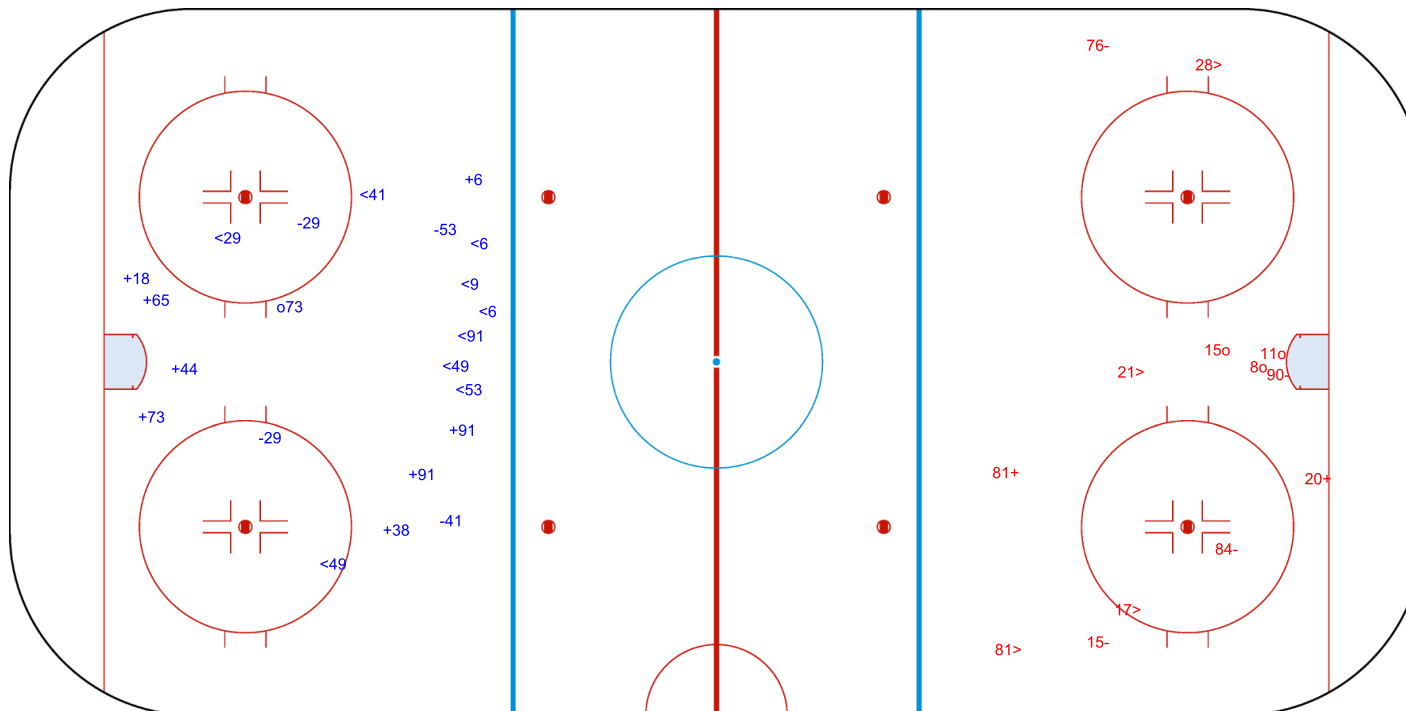


Shots by SVK

Goal (o): 3      Save (+): 2  
Block (>): 4      Miss (-): 4



GK 30 of GER

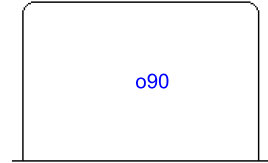




Shots by SVK  
Goal (o): 2    Save (+): 10  
Block (<): 3    Miss (-): 2

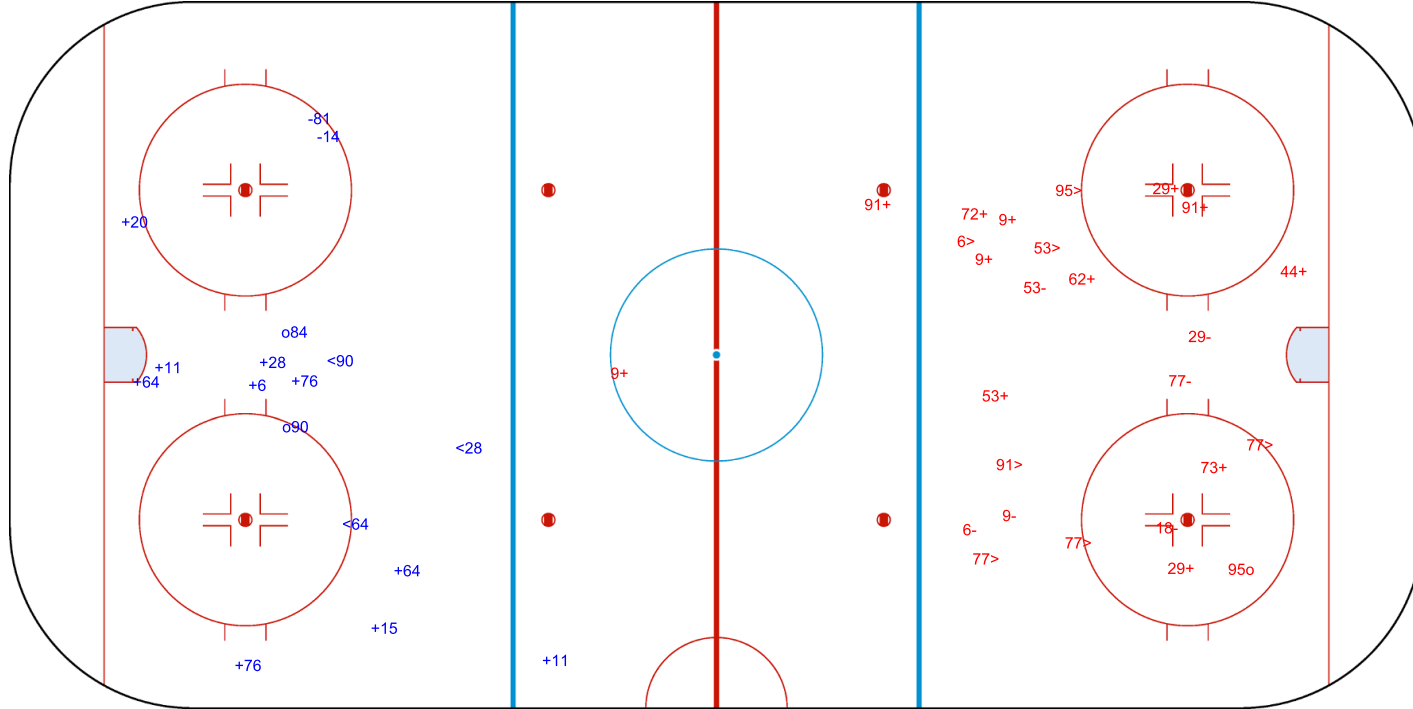


GK 30 of GER



ENG

GER → 3rd Period ← SVK



Shots by GER  
Goal (o): 1    Save (+): 12  
Block (>): 7    Miss (-): 6



GK 31 of SVK

<b>Legend:</b>			
ENG	Empty net goal	GK	Goalkeeper



## Face-off Chart

Tabella ingaggi / Statistiques des mises en jeu

### SVK - GER

#### 1st PERIOD

	SVK	GER	Neutral zone		SVK	GER	Total wins all zones				
	Def. zone	Att. zone	SVK	GER	Att. zone	Def. zone					
	+ 15	- 72	+ 21	- 29	+ 21	- 29	<table border="1"> <thead> <tr> <th>SVK</th> <th>GER</th> </tr> </thead> <tbody> <tr> <td>9 / 47%</td> <td>10 / 53%</td> </tr> </tbody> </table>	SVK	GER	9 / 47%	10 / 53%
SVK	GER										
9 / 47%	10 / 53%										
	+ 15	- 72	- 76	+ 18	- 15	+ 29					
	+ 15	- 29	- 91	+ 65	- 15	+ 78					
	- 91	+ 29			+ 15	- 78					
	+ 21	- 72			- 21	+ 44					
	- 91	+ 29			+ 21	- 72					
					+ 76	- 29					
					- 76	+ 29					
					- 76	+ 29					
					- 21	+ 78					
Total wins / period	4 / 67%	2 / 33%	1 / 33%	2 / 67%	4 / 40%	6 / 60%					

#### 2nd PERIOD

	SVK	GER	Neutral zone		SVK	GER	Total wins all zones				
	Def. zone	Att. zone	SVK	GER	Att. zone	Def. zone					
	- 21	+ 29	- 21	+ 29	+ 15	- 18	<table border="1"> <thead> <tr> <th>SVK</th> <th>GER</th> </tr> </thead> <tbody> <tr> <td>12 / 52%</td> <td>11 / 48%</td> </tr> </tbody> </table>	SVK	GER	12 / 52%	11 / 48%
SVK	GER										
12 / 52%	11 / 48%										
	+ 76	- 18	- 15	+ 78	+ 79	- 72					
	- 91	+ 29	- 76	+ 18	+ 91	- 72					
	+ 76	- 29	+ 15	- 65	+ 76	- 18					
	- 21	+ 29	- 81	+ 78	- 21	+ 18					
	- 21	+ 29	+ 21	- 29							
	+ 76	- 18	- 91	+ 78							
			+ 76	- 29							
			+ 21	- 29							
			+ 21	- 29							
			- 21	+ 29							
Total wins / period	3 / 43%	4 / 57%	5 / 45%	6 / 55%	4 / 80%	1 / 20%					

#### 3rd PERIOD

	SVK	GER	Neutral zone		SVK	GER	Total wins all zones				
	Def. zone	Att. zone	SVK	GER	Att. zone	Def. zone					
	+ 15	- 65	- 21	+ 29	+ 76	- 18	<table border="1"> <thead> <tr> <th>SVK</th> <th>GER</th> </tr> </thead> <tbody> <tr> <td>9 / 35%</td> <td>17 / 65%</td> </tr> </tbody> </table>	SVK	GER	9 / 35%	17 / 65%
SVK	GER										
9 / 35%	17 / 65%										
	- 91	+ 78	- 15	+ 65	- 15	+ 18					
	- 21	+ 29	+ 21	- 29	- 76	+ 29					
	- 21	+ 29	- 76	+ 29	+ 76	- 29					
	- 6	+ 29	- 76	+ 78	+ 76	- 29					
	+ 91	- 29	- 21	+ 78	- 15	+ 72					
	- 21	+ 44			+ 76	- 18					
	- 76	+ 44			+ 79	- 72					
	+ 15	- 29			- 15	+ 72					
	- 76	+ 29			- 21	+ 78					
Total wins / period	3 / 30%	7 / 70%	1 / 17%	5 / 83%	5 / 50%	5 / 50%					



TOTAL

Total wins / game	SVK	GER	SVK	GER	SVK	GER	Total wins all zones	
	Def. zone	Att. zone	Neutral zone		Att. zone	Def. zone	SVK	GER
	10 / 43%	13 / 57%	7 / 35%	13 / 65%	13 / 52%	12 / 48%	30 / 44%	38 / 56%

HEAD TO HEAD

	No.	GER					Tot.	wins SVK	Dz	Nz	Az		
		18	29	44	65	72						78	
SVK	6		0 - 1				1	0 0%	0 0%				
	15	1 - 1	2 - 1		2 - 1	2 - 2	1 - 2	15	8 53%	5 100%	1 33%	2 29%	
	21	0 - 1	6 - 8	0 - 2			2 - 0	0 - 3	22	8 36%	1 14%	5 56%	2 33%
	76	5 - 2	5 - 5	0 - 1				0 - 1	19	10 53%	3 60%	1 20%	6 67%
	79						2 - 0		2	2 100%			2 100%
	81							0 - 1	1	0 0%		0 0%	
	91		1 - 3		0 - 1	1 - 0		0 - 2	8	2 25%	1 20%	0 0%	1 100%
<b>Tot.</b>	10	32	3	4	9	10	68	30 44%	10 43%	7 35%	13 52%		
<b>wins GER</b>	4 40%	18 56%	3 100%	2 50%	2 22%	9 90%	38 56%						
<b>Dz</b>	2 33%	4 50%	1 100%		2 33%	3 75%	12 48%						
<b>Nz</b>	2 100%	4 40%		2 67%		5 100%	13 65%						
<b>Az</b>	0 0%	10 71%	2 100%	0 0%	0 0%	1 100%	13 57%						

<b>Legend:</b>	<b>Att.</b> Attacking	<b>Az</b> Attacking zone	<b>Def.</b> Defending	<b>Dz</b> Defending zone
<b>No.</b> Jersey number	<b>Nz</b> Neutral zone	<b>Tot.</b> Total face-offs played		



## Line-Ups

Formazioni / Composition des equipes

### CAN - CZE

#### Referees

28 HOLM Mikael (SWE), 5 ROONEY Chris (USA)

#### Goalkeepers

Team: CAN

##### No. Name

48 THOMPSON Logan  
50 BINNINGTON Jordan

#### Team Line-ups

Team: CAN (Red)

##### No. Pos. Name

7	D	TOEWS Devon
8	D	MAKAR Cale +A
17	F	CELEBRINI Macklin
43	F	WILSON Tom
97	F	McDAVID Connor +A
20	D	HARLEY Thomas
89	D	DOUGHTY Drew
10	F	SUZUKI Nick
29	F	MacKINNON Nathan
38	F	HAGEL Brandon
6	D	SANHEIM Travis
55	D	PARAYKO Colton
61	F	STONE Mark
87	F	CROSBY Sidney +C
93	F	MARNER Mitch
27	D	THEODORE Shea
13	F	REINHART Sam
14	F	HORVAT Bo
63	F	MARCHAND Brad
24	F	JARVIS Seth

Head Coach: COOPER Jon

#### NOT DRESSED:

9 F BENNETT Sam  
35 GK KUEMPER Darcy  
44 D MORRISSEY Josh

#### Linespersons

96 BRISEBOIS David (CAN), 95 MURRAY Jonny (USA)

Team: CZE

##### No. Name

1 DOSTAL Lukas  
80 VLADAR Daniel

Team: CZE (White)

##### No. Pos. Name

17	D	HRONEK Filip
51	D	SIMEK Radim
10	F	CERVENKA Roman +C
23	F	SEDLAK Lukas
88	F	PASTRNAK David +A
3	D	GUDAS Radko +A
6	D	KEMPNY Michal
14	F	CHLAPIK Filip
64	F	KAMPF David
98	F	NECAS Martin
7	D	SPACEK David
44	D	RUTTA Jan
18	F	PALAT Ondrej
48	F	HERTL Tomas
73	F	KASE Ondrej
84	D	KUNDRATEK Tomas
19	F	FLEK Jakub
93	F	STRANSKY Matej
96	F	TOMASEK David
81	F	KUBALIK Dominik

Head Coach: RULIK Radim

#### NOT DRESSED:

12 F FAKSA Radek  
26 D TICHACEK Jiri  
50 GK VEJMELKA Karel

#### Legend:

<b>+A</b>	Alternate Captain	<b>+C</b>	Captain	<b>D</b>	Defender	<b>F</b>	Forward
<b>No.</b>	Jersey number	<b>Pos.</b>	Position				



## Graphical Line-ups

Schema grafico formazioni / Alignments

### CAN - CZE

**Referees**

28 HOLM Mikael (SWE), 5 ROONEY Chris (USA)

**Linespersons**

96 BRISEBOIS David (CAN), 95 MURRAY Jonny (USA)

**Team:** CAN - Canada (Red)

**Head Coach:** COOPER Jon

S1 50 BINNINGTON Jordan		
48 THOMPSON Logan		
S4 17 CELEBRINI Macklin	S6 97 McDAVID Connor +A	S5 43 WILSON Tom
S2 7 TOEWS Devon	S3 8 MAKAR Cale +A	
38 HAGEL Brandon	29 MacKINNON Nathan	10 SUZUKI Nick
20 HARLEY Thomas		89 DOUGHTY Drew
93 MARNER Mitch	87 CROSBY Sidney +C	61 STONE Mark
6 SANHEIM Travis		55 PARAYKO Colton
63 MARCHAND Brad	14 HORVAT Bo	13 REINHART Sam
		27 THEODORE Shea
		24 JARVIS Seth

**Team:** CZE - Czechia (White)

**Head Coach:** RULIK Radim

S1 1 DOSTAL Lukas		
80 VLADAR Daniel		
S4 10 CERVENKA Roman +C	S5 23 SEDLAK Lukas	S6 88 PASTRNAK David +A
S3 51 SIMEK Radim	S2 17 HRONEK Filip	
14 CHLAPIK Filip	64 KAMPF David	98 NECAS Martin
6 KEMPNY Michal		3 GUDAS Radko +A
18 PALAT Ondrej	48 HERTL Tomas	73 KASE Ondrej
7 SPACEK David		44 RUTTA Jan
19 FLEK Jakub	96 TOMASEK David	93 STRANSKY Matej
		84 KUNDRATEK Tomas
81 KUBALIK Dominik		

**Legend:**

+A Alternate Captain      +C Captain      Sn Starting position



## Game Summary

Tabella riassuntiva partita / Resume du match

**CAN - CZE 4 - 3 (1 - 2, 1 - 0, 1 - 1, 1 - 0)**

Spectators	Referees	Linespersons
10984	28 HOLM Mikael (SWE) , 5 ROONEY Chris (USA)	96 BRISEBOIS David (CAN) , 95 MURRAY Jonny (USA)

### Team Statistics

Period	Score	SVS	SOG	PIM	TPP	PPG	SHG
1	1 : 2	8 : 10	11 : 10	4 : 2	2:00 : 3:00	0 : 1	0 : 0
2	1 : 0	5 : 16	17 : 5	0 : 4	2:04 : 0:00	1 : 0	0 : 0
3	1 : 1	7 : 10	11 : 8	0 : 0	0:48 : 0:00	0 : 0	0 : 0
OT	1 : 0	1 : 1	2 : 1	0 : 0	0:00 : 0:00	0 : 0	0 : 0
<b>Total</b>	<b>4 : 3</b>	<b>21 : 37</b>	<b>41 : 24</b>	<b>4 : 6</b>	<b>4:52 : 3:00</b>	<b>1 : 1</b>	<b>0 : 0</b>

### 1st Period

Action	Time	ET/Res	Team	Type	No.	Name	(G)	Name of Assistant(s) / Action Description
GK	00:00		CZE		1	DOSTAL L		- Goalkeeper in
GK	00:00		CAN		50	BINNINGTON J		- Goalkeeper in
<b>Goal</b>	<b>03:05</b>	<b>1 : 0</b>	<b>CAN</b>	<b>EQ</b>	<b>17</b>	<b>CELEBRINI M</b>	(5)	97 McDAVID C On Ice CAN 50 17 20 43 89 97 CZE 1 7 10 23 44 88
<b>Goal</b>	<b>08:34</b>	<b>1 : 1</b>	<b>CZE</b>	<b>EQ</b>	<b>23</b>	<b>SEDLAK L</b>	(1)	10 CERVENKA R On Ice CAN 50 8 20 29 38 63 3 GUDAS R CZE 1 3 6 10 23 88
Penalty	09:58	11:58	CZE	2 min.	44	RUTTA J		- Holding
Penalty	13:49	14:49	CAN	2 min.	17	CELEBRINI M		- Interference
<b>Goal</b>	<b>14:49</b>	<b>1 : 2</b>	<b>CZE</b>	<b>PP1</b>	<b>88</b>	<b>PASTRNAK D</b>	(2)	17 HRONEK F On Ice CAN 50 14 20 55 93 10 CERVENKA R CZE 1 10 17 23 88 98 *
Penalty	16:43	18:43	CAN	2 min.	43	WILSON T		- High Sticking

### 2nd Period

Action	Time	ET/Res	Team	Type	No.	Name	(G)	Name of Assistant(s) / Action Description
Penalty	31:24	32:16	CZE	2 min.	6	KEMPNY M		- Interference
<b>Goal</b>	<b>32:16</b>	<b>2 : 2</b>	<b>CAN</b>	<b>PP1</b>	<b>29</b>	<b>MacKINNON N</b>	(3)	97 McDAVID C On Ice CAN 50 8 13 17 29 97 17 CELEBRINI M CZE 1 17 18 23 51 *
Penalty	38:48	40:48	CZE	2 min.	3	GUDAS R		- Roughing

### 3rd Period

Action	Time	ET/Res	Team	Type	No.	Name	(G)	Name of Assistant(s) / Action Description
<b>Goal</b>	<b>52:18</b>	<b>2 : 3</b>	<b>CZE</b>	<b>EQ</b>	<b>18</b>	<b>PALAT O</b>	(1)	98 NECAS M On Ice CAN 50 10 20 61 89 93 48 HERTL T CZE 1 7 18 48 88 98
<b>Goal</b>	<b>56:33</b>	<b>3 : 3</b>	<b>CAN</b>	<b>EQ</b>	<b>10</b>	<b>SUZUKI N</b>	(2)	7 TOEWS D On Ice CAN 50 7 8 10 24 38 24 JARVIS S CZE 1 17 18 48 51 98

### Overtime

Action	Time	ET/Res	Team	Type	No.	Name	(G)	Name of Assistant(s) / Action Description
<b>Goal</b>	<b>61:22</b>	<b>4 : 3</b>	<b>CAN</b>	<b>EQ</b>	<b>93</b>	<b>MARNER M</b>	(1)	17 CELEBRINI M On Ice CAN 50 17 20 93 20 HARLEY T CZE 1 51 64 73
GK	61:22		CAN					50 BINNINGTON J - Goalkeeper out
GK	61:22		CZE					1 DOSTAL L - Goalkeeper out

### Goalkeeper Records

Team : CAN - Canada

No.	Name	SOG	SVS	MIP
50	BINNINGTON Jordan	24	21	61:22
48	THOMPSON Logan			

Team : CZE - Czechia

No.	Name	SOG	SVS	MIP
1	DOSTAL Lukas	41	37	61:22
80	VLADAR Daniel			

### Game Statistics

Team : CAN (Red)



Head Coach : COOPER Jon										Shots on Goal				Time on Ice							
No. Pos. Name	G	A	P	PIM	FO+	FO-	FO+/-	FO%	1	2	3	OT	TS	+/-	1	2	3	OT	TOT	SHF	AVG
7 D TOEWS Devon	0	1	1	0	0	0	0	0.00	1	1	0	0	2	+1	6:53	7:08	7:46	0:36	22:23	31	0:43
8 D MAKAR Cale +A	0	0	0	0	0	0	0	0.00	0	1	3	0	4	0	8:14	10:21	7:43	0:23	26:41	32	0:50
17 F CELEBRINI Macklin	1	2	3	2	0	0	0	0.00	1	2	1	0	4	+2	6:23	8:25	7:25	0:23	22:36	29	0:46
43 F WILSON Tom	0	0	0	2	0	0	0	0.00	0	0	0	0	0	+1	3:40	3:10	1:43	0:00	8:33	16	0:32
97 F McDAVID Connor +A	0	2	2	0	8	4	4	66.67	2	3	1	1	7	+1	5:24	8:21	7:04	0:59	21:48	29	0:45
10 F SUZUKI Nick	1	0	1	0	4	7	-3	36.36	0	0	2	0	2	0	4:32	3:28	6:16	0:00	14:16	19	0:45
20 D HARLEY Thomas	0	1	1	0	0	0	0	0.00	1	1	0	0	2	0	5:55	5:09	9:28	0:23	20:55	27	0:46
29 F MacKINNON Nathan	1	0	1	0	10	13	-3	43.48	0	3	1	0	4	-1	6:11	8:01	7:32	0:59	22:43	28	0:48
38 F HAGEL Brandon	0	0	0	0	0	0	0	0.00	0	0	0	0	0	0	6:49	4:54	4:08	0:00	15:51	23	0:41
89 D DOUGHTY Drew	0	0	0	0	0	0	0	0.00	0	0	0	0	0	0	4:59	5:00	4:19	0:00	14:18	20	0:42
6 D SANHEIM Travis	0	0	0	0	0	0	0	0.00	0	1	0	0	1	0	2:52	3:05	2:55	0:00	8:52	14	0:38
55 D PARAYKO Colton	0	0	0	0	0	0	0	0.00	0	1	0	0	1	0	3:48	3:43	2:46	0:00	10:17	16	0:38
61 F STONE Mark	0	0	0	0	0	0	0	0.00	1	1	0	0	2	-1	4:38	4:21	6:30	0:00	15:29	21	0:44
87 F CROSBY Sidney +C	0	0	0	0	3	1	2	75.00	2	0	0	0	2	0	4:41	1:14	0:00	0:00	5:55	9	0:39
93 F MARNER Mitch	1	0	1	0	0	0	0	0.00	1	0	0	1	2	0	5:22	4:10	6:45	0:23	16:40	22	0:45
13 F REINHART Sam	0	0	0	0	0	2	-2	0.00	1	0	0	0	1	0	3:03	4:15	2:19	0:00	9:37	13	0:44
14 F HORVAT Bo	0	0	0	0	5	6	-1	45.45	0	2	2	0	4	0	3:04	4:44	5:03	0:00	12:51	16	0:48
27 D THEODORE Shea	0	0	0	0	0	0	0	0.00	0	0	0	0	0	0	4:25	3:30	4:18	0:00	12:13	17	0:43
63 F MARCHAND Brad	0	0	0	0	0	0	0	0.00	0	1	0	0	1	-1	3:08	2:28	1:37	0:00	7:13	12	0:36
24 F JARVIS Seth	0	1	1	0	0	0	0	0.00	1	0	1	0	2	+1	2:35	4:43	4:02	0:00	11:20	14	0:48
48 GK THOMPSON Logan	0	0	0	0					0	0	0	0	0								
50 GK BINNINGTON Jordan	0	0	0	0					0	0	0	0	0								
<b>Total</b>	<b>4</b>	<b>7</b>	<b>11</b>	<b>4</b>	<b>30</b>	<b>33</b>	<b>-3</b>	<b>47.62</b>	<b>11</b>	<b>17</b>	<b>11</b>	<b>2</b>	<b>41</b>								

Team : CZE (White)

Head Coach : RULIK Radim										Shots on Goal				Time on Ice							
No. Pos. Name	G	A	P	PIM	FO+	FO-	FO+/-	FO%	1	2	3	OT	TS	+/-	1	2	3	OT	TOT	SHF	AVG
10 F CERVENKA Roman +C	0	2	2	0	0	0	0	0.00	0	0	0	0	0	0	5:17	5:45	7:19	0:00	18:21	23	0:47
17 D HRONEK Filip	0	1	1	0	0	0	0	0.00	0	1	0	0	1	-1	9:03	10:07	10:13	0:56	30:19	33	0:55
23 F SEDLAK Lukas	1	0	1	0	10	7	3	58.82	3	0	1	0	4	0	6:01	6:15	6:28	0:20	19:04	29	0:39
51 D SIMEK Radim	0	0	0	0	0	0	0	0.00	0	0	0	1	1	-2	6:57	8:39	7:50	0:26	23:52	31	0:46
88 F PASTRNAK David +A	1	0	1	0	0	0	0	0.00	2	1	0	0	3	+1	6:22	7:19	7:40	0:22	21:43	28	0:46
3 D GUDAS Radko +A	0	1	1	2	0	0	0	0.00	0	0	2	0	2	+1	5:48	6:02	8:07	0:00	19:57	28	0:42
6 D KEMPNY Michal	0	0	0	2	0	0	0	0.00	0	0	0	0	0	+1	6:14	7:27	9:15	0:00	22:56	28	0:49
14 F CHLAPIK Filip	0	0	0	0	0	0	0	0.00	1	1	0	0	2	0	5:16	4:00	2:08	0:00	11:24	17	0:40
64 F KAMPF David	0	0	0	0	15	11	4	57.69	1	0	0	0	1	-1	6:57	6:03	6:31	0:28	19:59	29	0:41
98 F NECAS Martin	0	1	1	0	0	0	0	0.00	0	0	4	0	4	0	7:53	6:42	7:19	0:44	22:38	27	0:50
7 D SPACEK David	0	0	0	0	0	0	0	0.00	0	1	0	0	1	0	4:21	4:05	1:17	0:00	9:43	17	0:34
18 F PALAT Ondrej	1	0	1	0	0	0	0	0.00	1	0	1	0	2	0	5:31	4:38	5:55	0:00	16:04	26	0:37
44 D RUTTA Jan	0	0	0	2	0	0	0	0.00	0	0	0	0	0	-1	4:57	3:40	3:21	0:00	11:58	22	0:32
48 F HERTL Tomas	0	1	1	0	6	11	-5	35.29	0	1	0	0	1	0	5:24	5:23	5:32	0:34	16:53	26	0:38
73 F KASE Ondrej	0	0	0	0	0	0	0	0.00	0	0	0	0	0	-1	5:16	3:39	5:19	0:16	14:30	24	0:36
19 F FLEK Jakub	0	0	0	0	0	0	0	0.00	0	0	0	0	0	0	2:37	2:43	0:50	0:00	6:10	11	0:33
84 D KUNDRATEK Tomas	0	0	0	0	0	0	0	0.00	0	0	0	0	0	0	0:00	0:00	0:00	0:00	0:00	0	0:00
93 F STRANSKY Matej	0	0	0	0	0	0	0	0.00	1	0	0	0	1	0	2:05	3:10	3:05	0:00	8:20	15	0:33
96 F TOMASEK David	0	0	0	0	2	1	1	66.67	1	0	0	0	1	0	2:02	2:19	0:59	0:00	5:20	8	0:40
81 F KUBALIK Dominik	0	0	0	0	0	0	0	0.00	0	0	0	0	0	0	0:00	0:00	0:00	0:00	0:00	0	0:00
1 GK DOSTAL Lukas	0	0	0	0					0	0	0	0	0								
80 GK VLADAR Daniel	0	0	0	0					0	0	0	0	0								
<b>Total</b>	<b>3</b>	<b>6</b>	<b>9</b>	<b>6</b>	<b>33</b>	<b>30</b>	<b>3</b>	<b>52.38</b>	<b>10</b>	<b>5</b>	<b>8</b>	<b>1</b>	<b>24</b>								



Legend:							
<b>(G)</b>	Goals in tournament	*	Does not count for Plus/minus	<b>+/-</b>	Plus/minus net	<b>+A</b>	Alternate Captain
<b>+C</b>	Captain	<b>A</b>	Assists	<b>AVG</b>	Average time on ice / shift	<b>D</b>	Defender
<b>EQ</b>	Equal strength	<b>ET/Res</b>	Penalty end time/Result of game	<b>F</b>	Forward	<b>FO%</b>	% Face-offs won
<b>FO+</b>	Face-offs won	<b>FO-</b>	Face-offs lost	<b>FO+/-</b>	Face-offs net	<b>G</b>	Goals
<b>GK</b>	Goalkeeper	<b>MIP</b>	Minutes in play (GK)	<b>No.</b>	Jersey number	<b>OT</b>	Overtime
<b>P</b>	Points	<b>PIM</b>	Penalties in minutes	<b>Pos.</b>	Position	<b>PP1</b>	Power play - 1 player
<b>PPG</b>	Power play goals	<b>SHF</b>	Number of shifts	<b>SHG</b>	Shorthanded goals	<b>SOG</b>	Shots on goal
<b>SVS</b>	Saves	<b>TOT</b>	Total	<b>TPP</b>	Time on power play	<b>TS</b>	Total shots



Shot Chart

Tabella azioni di tiro / Analyse des tirs

CAN - CZE

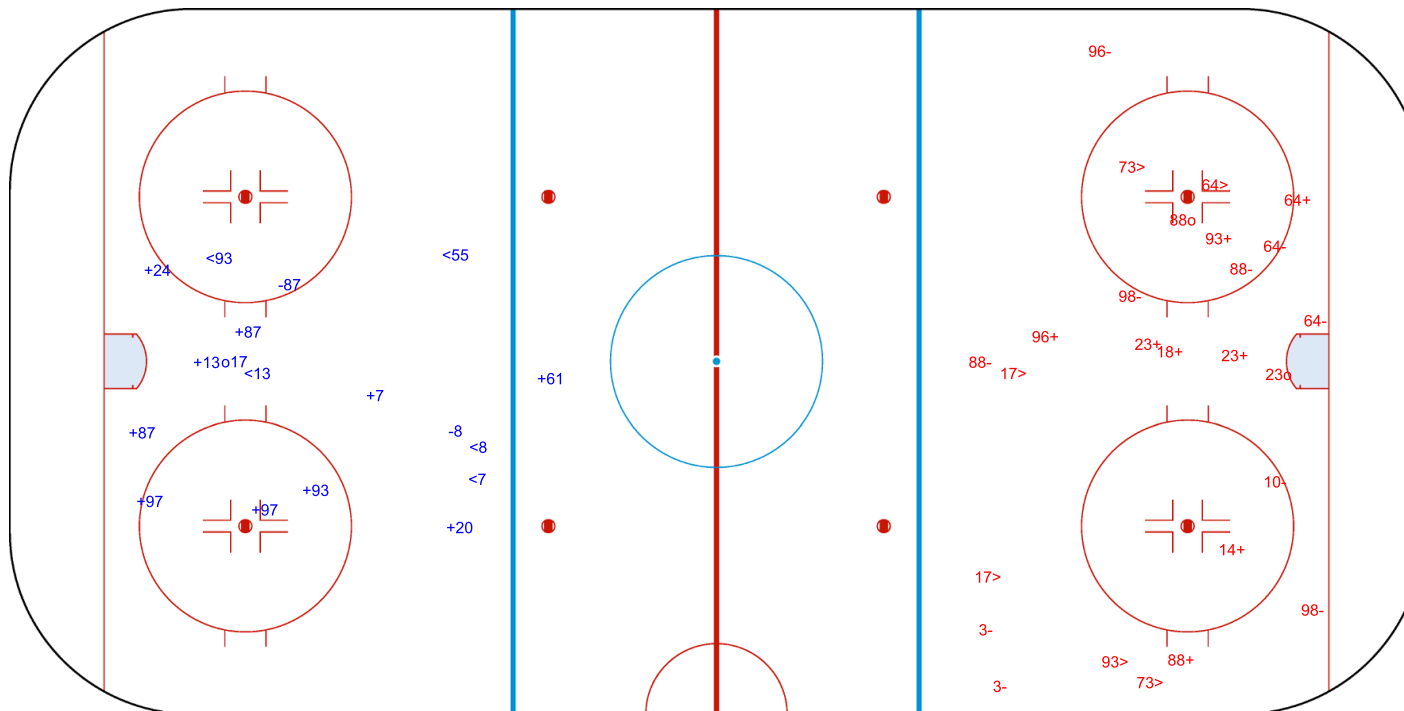
Shots by CAN  
Goal (o): 1  
Block (<): 5  
Save (+): 10  
Miss (-): 2




GK 1 of CZE



1st Period



Shots by CZE  
Goal (o): 2  
Block (>): 6  
Save (+): 8  
Miss (-): 10



GK 50 of CAN



Shots by CZE

Goal (o): 0      Save (+): 5  
Block (<): 4      Miss (-): 5



GK 50 of CAN



2nd Period

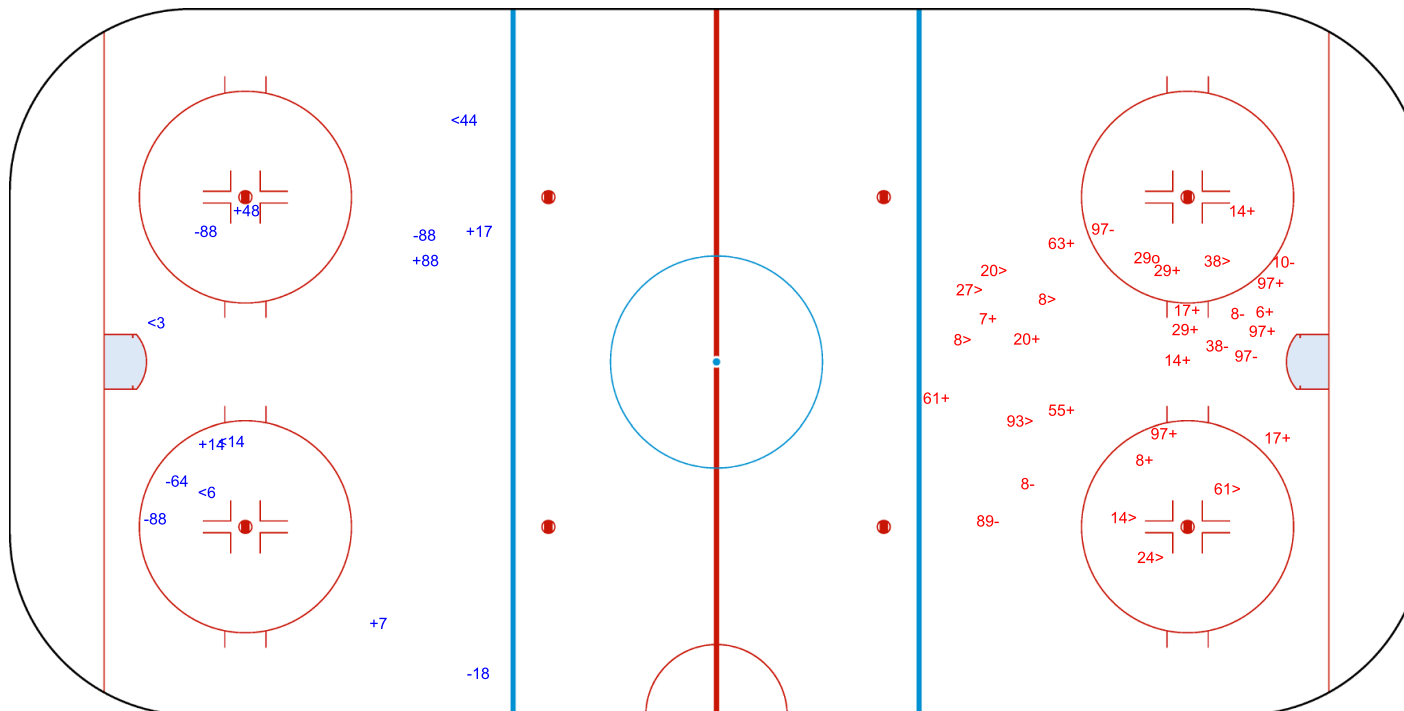


Shots by CAN

Goal (o): 1      Save (+): 16  
Block (>): 9      Miss (-): 7




GK 1 of CZE





Shots by CAN  
Goal (o): 1  
Block (<): 5  
Save (+): 10  
Miss (-): 0




GK 1 of CZE



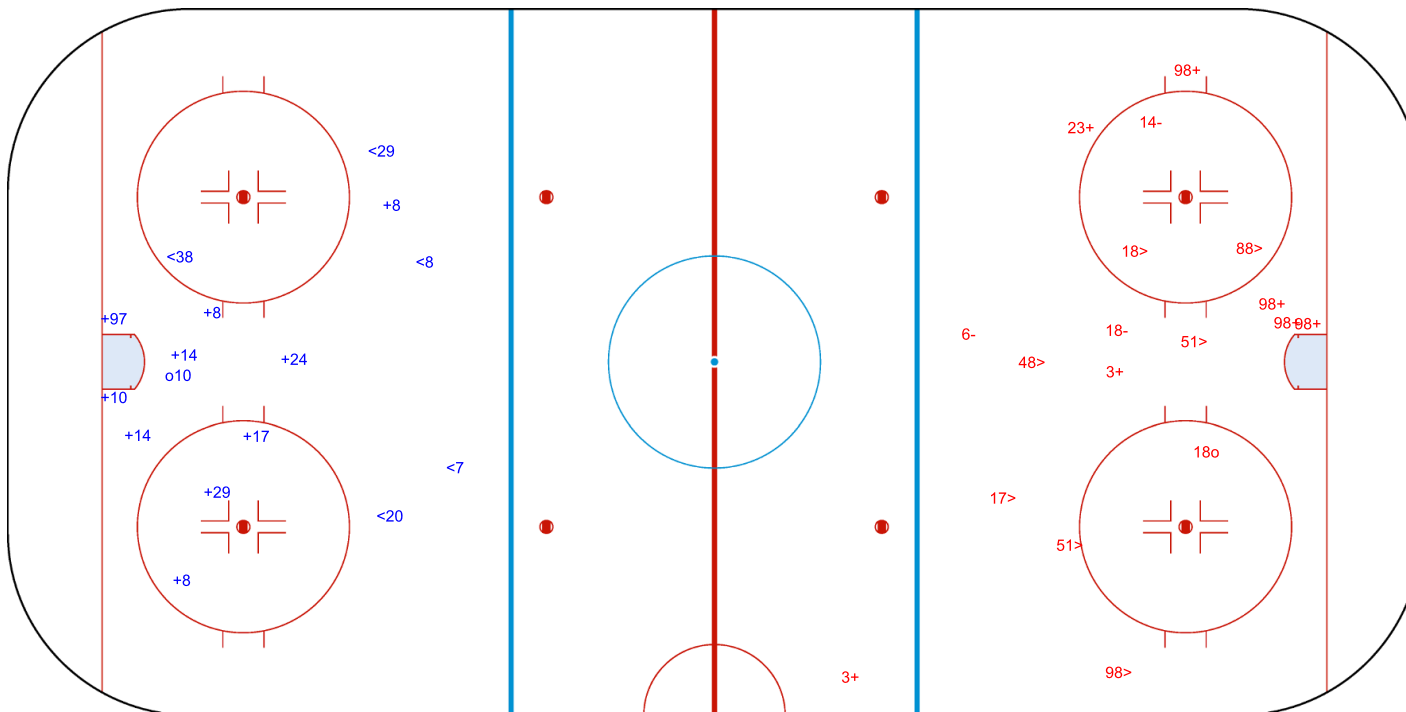
3rd Period



Shots by CZE  
Goal (o): 1  
Block (>): 7  
Save (+): 7  
Miss (-): 3



GK 50 of CAN



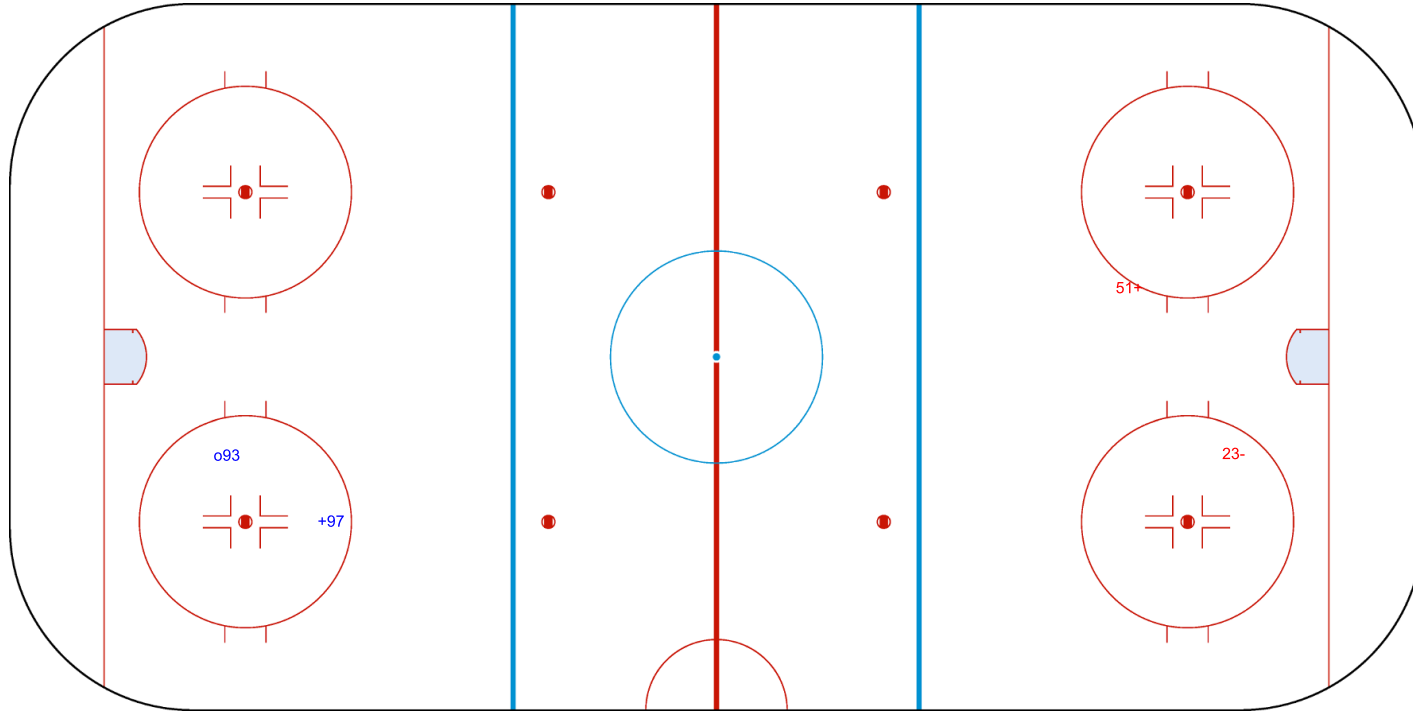


Shots by CAN  
Goal (o): 1  
Block (<): 0  
Save (+): 1  
Miss (-): 0



GK 1 of CZE

CZE → Overtime ← CAN



Shots by CZE  
Goal (o): 0  
Block (>): 0  
Save (+): 1  
Miss (-): 1



GK 50 of CAN

Legend: GK Goalkeeper



### Face-off Chart

Tabella ingaggi / Statistiques des mises en jeu

#### CAN - CZE

##### 1st PERIOD

	CAN		CZE		Neutral zone		Total wins all zones	
	Def. zone	Att. zone	Def. zone	Att. zone	Att. zone	Def. zone	CAN	CZE
	+ 29	- 64	- 97	+ 23	- 87	+ 64	Total wins all zones	
	+ 14	- 64	+ 97	- 23	- 97	+ 23		
	+ 10	- 23	- 29	+ 64	- 97	+ 48		
	- 14	+ 23	- 29	+ 64	- 29	+ 64		
	- 14	+ 23	+ 97	- 64	- 29	+ 64		
	+ 97	- 23	+ 29	- 64	+ 29	- 23		
	+ 10	- 48	+ 97	- 64	- 14	+ 64		
Total wins / period	5 / 71%	2 / 29%	4 / 57%	3 / 43%	1 / 14%	6 / 86%		

##### 2nd PERIOD

	CAN		CZE		Neutral zone		Total wins all zones	
	Def. zone	Att. zone	Def. zone	Att. zone	Att. zone	Def. zone	CAN	CZE
	+ 29	- 64	+ 97	- 23	+ 87	- 48	Total wins all zones	
	+ 29	- 64	+ 87	- 48	- 97	+ 64		
	+ 87	- 64	- 10	+ 64	+ 29	- 48		
	- 14	+ 48	- 29	+ 64	+ 29	- 64		
	+ 14	- 23			+ 14	- 48		
	- 14	+ 23			- 29	+ 96		
					+ 10	- 48		
Total wins / period	4 / 67%	2 / 33%	2 / 50%	2 / 50%	7 / 78%	2 / 22%		

##### 3rd PERIOD

	CAN		CZE		Neutral zone		Total wins all zones	
	Def. zone	Att. zone	Def. zone	Att. zone	Att. zone	Def. zone	CAN	CZE
	- 10	+ 64	- 29	+ 64	- 13	+ 64	Total wins all zones	
	- 10	+ 23	- 29	+ 64	- 29	+ 48		
	- 29	+ 48	- 10	+ 23	- 29	+ 48		
	+ 10	- 23	+ 14	- 48	+ 97	- 48		
	- 14	+ 48	- 13	+ 96	+ 97	- 64		
	- 10	+ 23	- 10	+ 64	+ 97	- 48		
			+ 14	- 96				
Total wins / period	1 / 17%	5 / 83%	3 / 30%	7 / 70%	3 / 50%	3 / 50%		



### OVERTIME

Total wins / period	CAN		CZE		Neutral zone		CAN		CZE		Total wins all zones			
	Def. zone	Att. zone	Def. zone	Att. zone			Att. zone	Def. zone			CAN	CZE		
					- 29	+ 23					0 / 0%	1 / 100%	0 / 0%	1 / 100%

### TOTAL

Total wins / game	CAN		CZE		Neutral zone		CAN		CZE		Total wins all zones	
	Def. zone	Att. zone	Def. zone	Att. zone			Att. zone	Def. zone			CAN	CZE
	10 / 53%	9 / 47%	9 / 41%	13 / 59%	11 / 50%	11 / 50%	30 / 48%	33 / 52%				

### HEAD TO HEAD

No.	CZE				Tot.	wins CAN	Dz	Nz	Az
	23	48	64	96					
10	2 - 4	2 - 0	0 - 3		11	4 36%	3 50%	0 0%	1 100%
13			0 - 1	0 - 1	2	0 0%		0 0%	0 0%
14	1 - 3	2 - 2	1 - 1	1 - 0	11	5 45%	2 29%	2 100%	1 50%
29	1 - 1	3 - 3	6 - 8	0 - 1	23	10 43%	3 75%	2 22%	5 50%
87		2 - 0	1 - 1		4	3 75%	1 100%	1 100%	1 50%
97	3 - 2	2 - 1	3 - 1		12	8 67%	1 100%	4 80%	3 50%
<b>Tot.</b>	17	17	26	3	63	30 48%	10 53%	9 41%	11 50%
<b>wins CZE</b>	10 59%	6 35%	15 58%	2 67%	33 52%				
<b>Dz</b>	1 50%	3 30%	6 67%	1 100%	11 50%				
<b>Nz</b>	4 67%	0 0%	8 73%	1 50%	13 59%				
<b>Az</b>	5 56%	3 75%	1 17%		9 47%				

**Legend:**

**Att.** Attacking      **Az** Attacking zone      **Def.** Defending      **Dz** Defending zone  
**No.** Jersey number      **Nz** Neutral zone      **Tot.** Total face-offs played



## Line-Ups

Formazioni / Composition des équipes

### FIN - SUI

#### Referees

18 CAMPBELL Michael (CAN), 19 DWYER Gord (CAN)

#### Goalkeepers

Team: FIN

##### No. Name

70 KORPISALO Joonas  
74 SAROS Juuse

#### Team Line-ups

Team: FIN (Blue)

##### No. Pos. Name

23	D	LINDELL Esa
41	D	HEISKANEN Miro
24	F	HINTZ Roope
64	F	GRANLUND Mikael +C
96	F	RANTANEN Mikko +A
55	D	RISTOLAINEN Rasmus
77	D	MIKKOLA Niko
20	F	AHO Sebastian +A
62	F	LEHKONEN Artturi
86	F	TERAVAINEN Teuvo
3	D	MAATTA Olli
33	D	MATINPALO Nikolas
15	F	LUNDELL Anton
27	F	LUOSTARINEN Eetu
84	F	KAKKO Kaapo
10	D	JOKIHARJU Henri
28	F	TOLVANEN Eeli
40	F	ARMIA Joel
56	F	HAULA Erik
94	F	KIVIRANTA Joel

Head Coach: PENNANEN Antti

#### NOT DRESSED:

4 D LEHTONEN Mikko  
32 GK LANKINEN Kevin  
91 F KAPANEN Oliver

#### Linespersons

81 DAISY Ryan (USA), 60 SUCHANEK Libor (CZE)

Team: SUI

##### No. Name

20 BERRA Reto  
63 GENONI Leonardo

Team: SUI (White)

##### No. Pos. Name

86	D	MOSER Janis
90	D	JOSI Roman +C
13	F	HISCHIER Nico +A
23	F	KURASHEV Philipp
28	F	MEIER Timo
14	D	KUKAN Dean
71	D	SIEGENTHALER Jonas
22	F	NIEDERREITER Nino
44	F	SUTER Pius
85	F	ANDRIGHETTO Sven
43	D	GLAUSER Andrea +A
54	D	MARTI Christian
73	F	SCHMID Sandro
79	F	THURKAUF Calvin
88	F	BERTSCHY Christoph
45	D	FORA Michael
56	D	BERNI Tim
8	F	KNAK Simon
9	F	RIAT Damien
17	F	JAGER Ken

Head Coach: FISCHER Patrick

#### NOT DRESSED:

21 F FIALA Kevin  
40 GK SCHMID Akira  
62 F MALGIN Denis

#### Legend:

<b>+A</b>	Alternate Captain	<b>+C</b>	Captain	<b>D</b>	Defender	<b>F</b>	Forward
<b>No.</b>	Jersey number	<b>Pos.</b>	Position				



## Graphical Line-ups

Schema grafico formazioni / Alignments

### FIN - SUI

#### Referees

18 CAMPBELL Michael (CAN), 19 DWYER Gord (CAN)

#### Linespersons

81 DAISY Ryan (USA), 60 SUCHANEK Libor (CZE)

Team: FIN - Finland (Blue)

Head Coach: PENNANEN Antti

S1 74 SAROS Juuse		
70 KORPISALO Joonas		
S5 64 GRANLUND Mikael +C	S4 24 HINTZ Roope	S6 96 RANTANEN Mikko +A
S3 41 HEISKANEN Miro	S2 23 LINDELL Esa	
62 LEHKONEN Artturi	20 AHO Sebastian +A	86 TERAVALAINEN Teuvo
77 MIKKOLA Niko		55 RISTOLAINEN Rasmus
27 LUOSTARINEN Eetu	15 LUNDELL Anton	84 KAKKO Kaapo
3 MAATTA Olli		33 MATINPALO Nikolas
28 TOLVANEN Eeli	56 HAULA Erik	40 ARMIA Joel
10 JOKIHARJU Henri		
		94 KIVIRANTA Joel

Team: SUI - Switzerland (White)

Head Coach: FISCHER Patrick

S1 63 GENONI Leonardo		
20 BERRA Reto		
23 KURASHEV Philipp	13 HISCHIER Nico +A	28 MEIER Timo
90 JOSI Roman +C		86 MOSER Janis
85 ANDRIGHETTO Sven	44 SUTER Pius	22 NIEDERREITER Nino
S3 71 SIEGENTHALER Jonas	S2 14 KUKAN Dean	
73 SCHMID Sandro	79 THURKAUF Calvin	88 BERTSCHY Christoph
54 MARTI Christian		43 GLAUSER Andrea +A
S4 8 KNAK Simon	S6 17 JAGER Ken	S5 9 RIAT Damien
56 BERNI Tim		45 FORA Michael

#### Legend:

+A Alternate Captain      +C Captain      Sn Starting position



## Game Summary

Tabella riassuntiva partita / Resume du match

**FIN - SUI 3 - 2 (0 - 2, 0 - 0, 2 - 0, 1 - 0)**

Spectators	Referees	Linespersons
3090	18 CAMPBELL Michael (CAN) , 19 DWYER Gord (CAN)	81 DAISY Ryan (USA) , 60 SUCHANEK Libor (CZE)

### Team Statistics

Period	Score	SVS	SOG	PIM	TPP	PPG	SHG
1	0 : 2	3 : 4	4 : 5	0 : 2	2:00 : 0:00	0 : 0	0 : 0
2	0 : 0	8 : 16	16 : 8	2 : 0	0:00 : 2:00	0 : 0	0 : 0
3	2 : 0	10 : 8	10 : 10	2 : 2	2:00 : 2:00	0 : 0	0 : 0
OT	1 : 0	0 : 0	1 : 0	0 : 0	0:00 : 0:00	0 : 0	0 : 0
<b>Total</b>	<b>3 : 2</b>	<b>21 : 28</b>	<b>31 : 23</b>	<b>4 : 4</b>	<b>4:00 : 4:00</b>	<b>0 : 0</b>	<b>0 : 0</b>

### 1st Period

Action	Time	ET/Res	Team	Type	No.	Name	(G)	Name of Assistant(s) / Action Description
GK	00:00		SUI		63	GENONI L		- Goalkeeper in
GK	00:00		FIN		74	SAROS J		- Goalkeeper in
Penalty	03:13	05:13	SUI	2 min.	9	RIAT D		- Interference
<b>Goal</b>	<b>14:14</b>	<b>0 : 1</b>	<b>SUI</b>	<b>EQ</b>	<b>9</b>	<b>RIAT D</b>	(2)	17 JAGER K On Ice FIN 74 15 27 55 77 84 SUI 63 8 9 17 43 54
<b>Goal</b>	<b>15:26</b>	<b>0 : 2</b>	<b>SUI</b>	<b>EQ</b>	<b>22</b>	<b>NIEDERREITER N</b>	(1)	44 SUTER P 23 KURASHEV P On Ice FIN 74 28 40 55 56 77 SUI 63 22 23 44 45 71
GK	19:58		SUI					63 GENONI L - Goalkeeper out

### 2nd Period

Action	Time	ET/Res	Team	Type	No.	Name	(G)	Name of Assistant(s) / Action Description
GK	20:00		SUI		63	GENONI L		- Goalkeeper in
Penalty	36:06	38:06	FIN	2 min.	62	LEHKONEN A		- Tripping

### 3rd Period

Action	Time	ET/Res	Team	Type	No.	Name	(G)	Name of Assistant(s) / Action Description
Penalty	41:09	43:09	FIN	2 min.	27	LUOSTARINEN E		- Boarding
Penalty	47:43	49:43	SUI	2 min.	86	MOSER J		- Interference
<b>Goal</b>	<b>53:54</b>	<b>1 : 2</b>	<b>FIN</b>	<b>EQ</b>	<b>20</b>	<b>AHO S</b>	(3)	27 LUOSTARINEN E 23 LINDELL E On Ice FIN 74 20 23 27 40 41 SUI 63 14 22 44 71 85
Time-out	57:33		FIN					
GK	57:33		FIN					74 SAROS J - Goalkeeper out
<b>Goal</b>	<b>58:48</b>	<b>2 : 2</b>	<b>FIN</b>	<b>EQ</b>	<b>41</b>	<b>HEISKANEN M</b>	(2)	24 HINTZ R 96 RANTANEN M On Ice FIN 20 24 41 62 64 96 SUI 63 43 44 71 73 79
GK	58:48		FIN		74	SAROS J		- Goalkeeper in

### Overtime

Action	Time	ET/Res	Team	Type	No.	Name	(G)	Name of Assistant(s) / Action Description
<b>Goal</b>	<b>63:23</b>	<b>3 : 2</b>	<b>FIN</b>	<b>EQ</b>	<b>62</b>	<b>LEHKONEN A</b>	(2)	15 LUNDELL A 23 LINDELL E On Ice FIN 74 15 62 77 SUI 63 14 44 85
GK	63:23		FIN					74 SAROS J - Goalkeeper out
GK	63:23		SUI					63 GENONI L - Goalkeeper out

### Goalkeeper Records

Team : FIN - Finland

No.	Name	SOG	SVS	MIP
74	SAROS Juuse	23	21	62:08
70	KORPISALO Joonas			

Team : SUI - Switzerland

No.	Name	SOG	SVS	MIP
63	GENONI Leonardo	31	28	63:21
20	BERRA Reto			

### Game Statistics

Team : FIN (Blue)



Head Coach : PENNANEN Antti										Shots on Goal					Time on Ice								
No.	Pos.	Name	G	A	P	PIM	FO+	FO-	FO+/-	FO%	1	2	3	OT	TS	+/-	1	2	3	OT	TOT	SHF	AVG
23	D	LINDELL Esa	0	2	2	0	0	0	0	0.00	0	0	1	0	1	+1	7:24	9:52	6:55	1:08	25:19	31	0:49
24	F	HINTZ Roope	0	1	1	0	8	13	-5	38.10	0	0	1	0	1	+1	6:21	4:31	6:28	1:15	18:35	23	0:48
41	D	HEISKANEN Miro	1	0	1	0	0	0	0	0.00	1	3	1	0	5	+2	7:47	10:20	9:34	1:38	29:19	33	0:53
64	F	GRANLUND Mikael +C	0	0	0	0	0	0	0	0.00	0	1	3	0	4	+1	6:34	5:41	6:51	1:06	20:12	22	0:55
96	F	RANTANEN Mikko +A	0	1	1	0	0	0	0	0.00	0	1	0	0	1	+1	7:09	5:40	8:51	1:10	22:50	27	0:50
20	F	AHO Sebastian +A	1	0	1	0	6	8	-2	42.86	0	2	1	0	3	+2	7:16	6:57	8:08	1:12	23:33	26	0:54
55	D	RISTOLAINEN Rasmus	0	0	0	0	0	0	0	0.00	0	0	0	0	0	-2	6:38	6:51	6:34	0:00	20:03	26	0:46
62	F	LEHKONEN Artturi	1	0	1	2	0	0	0	0.00	0	2	1	1	4	+2	5:00	5:51	7:11	0:12	18:14	27	0:40
77	D	MIKKOLA Niko	0	0	0	0	0	0	0	0.00	0	0	1	0	1	-1	7:08	5:40	6:55	0:37	20:20	29	0:42
86	F	TERAVAINEN Teuvo	0	0	0	0	0	0	0	0.00	0	1	0	0	1	0	4:32	5:38	1:48	0:00	11:58	17	0:42
3	D	MAATTA Olli	0	0	0	0	0	0	0	0.00	0	2	0	0	2	0	4:37	3:39	3:55	0:00	12:11	20	0:36
15	F	LUNDELL Anton	0	1	1	0	5	8	-3	38.46	0	1	0	0	1	0	3:53	4:41	4:46	1:07	14:27	28	0:30
27	F	LUOSTARINEN Eetu	0	1	1	2	0	0	0	0.00	0	1	0	0	1	0	4:20	4:24	3:42	0:44	13:10	25	0:31
33	D	MATINPALO Nikolas	0	0	0	0	0	0	0	0.00	0	0	0	0	0	0	2:08	2:16	0:00	0:00	4:24	9	0:29
84	F	KAKKO Kaapo	0	0	0	0	0	0	0	0.00	0	1	0	0	1	-1	4:03	3:56	3:53	0:00	11:52	18	0:39
10	D	JOKIHARJU Henri	0	0	0	0	0	0	0	0.00	0	1	0	0	1	0	2:15	1:22	3:12	0:00	6:49	12	0:34
28	F	TOLVANEN Eeli	0	0	0	0	0	0	0	0.00	1	0	0	0	1	-1	4:22	3:02	1:28	0:00	8:52	13	0:40
40	F	ARMIA Joel	0	0	0	0	0	1	-1	0.00	2	0	1	0	3	0	4:39	3:48	5:38	0:00	14:05	22	0:38
56	F	HAULA Erik	0	0	0	0	3	4	-1	42.86	0	0	0	0	0	-1	3:54	3:52	3:26	0:00	11:12	16	0:42
94	F	KIVIRANTA Joel	0	0	0	0	0	0	0	0.00	0	0	0	0	0	0	0:00	0:00	0:00	0:00	0:00	0	0:00
70	GK	KORPISALO Joonas	0	0	0	0					0	0	0	0	0								
74	GK	SAROS Juuse	0	0	0	0					0	0	0	0	0								
<b>Total</b>			<b>3</b>	<b>6</b>	<b>9</b>	<b>4</b>	<b>22</b>	<b>34</b>	<b>-12</b>	<b>39.29</b>	<b>4</b>	<b>16</b>	<b>10</b>	<b>1</b>	<b>31</b>								

Team : SUI (White)																							
Head Coach : FISCHER Patrick										Shots on Goal					Time on Ice								
No.	Pos.	Name	G	A	P	PIM	FO+	FO-	FO+/-	FO%	1	2	3	OT	TS	+/-	1	2	3	OT	TOT	SHF	AVG
13	F	HISCHIER Nico +A	0	0	0	0	16	4	12	80.00	0	1	0	0	1	0	6:11	7:10	7:53	1:23	22:37	30	0:45
23	F	KURASHEV Philipp	0	1	1	0	0	0	0	0.00	0	0	0	0	0	+1	5:01	6:24	6:11	1:15	18:51	28	0:40
28	F	MEIER Timo	0	0	0	0	0	0	0	0.00	1	3	2	0	6	0	5:17	8:16	6:04	1:20	20:57	27	0:46
86	D	MOSER Janis	0	0	0	2	0	0	0	0.00	0	0	1	0	1	0	7:12	7:57	6:42	1:30	23:21	28	0:50
90	D	JOSI Roman +C	0	0	0	0	0	0	0	0.00	1	1	0	0	2	0	5:57	7:19	5:58	1:23	20:37	29	0:42
14	D	KUKAN Dean	0	0	0	0	0	0	0	0.00	0	1	0	0	1	-2	5:15	5:07	6:14	0:30	17:06	27	0:38
22	F	NIEDERREITER Nino	1	0	1	0	0	0	0	0.00	1	0	0	0	1	0	5:13	4:45	5:13	0:00	15:11	20	0:45
44	F	SUTER Pius	0	1	1	0	5	5	0	50.00	0	0	0	0	0	-2	5:25	4:51	4:30	0:45	15:31	25	0:37
71	D	SIEGENTHALER Jonas	0	0	0	0	0	0	0	0.00	0	0	0	0	0	-1	6:52	5:58	8:23	0:00	21:13	26	0:48
85	F	ANDRIGHETTO Sven	0	0	0	0	0	0	0	0.00	0	1	1	0	2	-2	4:56	5:10	3:32	0:44	14:22	22	0:39
43	D	GLAUSER Andrea +A	0	0	0	0	0	0	0	0.00	0	0	0	0	0	0	6:41	6:40	5:43	0:00	19:04	25	0:45
54	D	MARTI Christian	0	0	0	0	0	0	0	0.00	0	0	0	0	0	+1	4:00	3:04	1:42	0:00	8:46	12	0:43
73	F	SCHMID Sandro	0	0	0	0	1	0	1	100.00	0	0	3	0	3	-1	4:29	2:24	4:43	0:45	12:21	17	0:43
79	F	THURKAUF Calvin	0	0	0	0	1	3	-2	25.00	0	0	0	0	0	-1	5:01	4:14	3:41	0:00	12:56	18	0:43
88	F	BERTSCHY Christoph	0	0	0	0	1	1	0	50.00	0	0	0	0	0	0	4:53	2:38	3:32	0:00	11:03	17	0:39
8	F	KNAK Simon	0	0	0	0	0	0	0	0.00	1	0	0	0	1	+1	3:51	4:39	3:26	0:00	11:56	19	0:37
9	F	RIAT Damien	1	0	1	2	0	0	0	0.00	1	1	0	0	2	+1	3:28	5:26	4:02	0:00	12:56	21	0:36
17	F	JAGER Ken	0	1	1	0	10	9	1	52.63	0	0	2	0	2	+1	4:16	5:44	7:48	0:34	18:22	25	0:44
45	D	FORA Michael	0	0	0	0	0	0	0	0.00	0	0	1	0	1	+1	4:05	2:14	2:43	0:00	9:02	13	0:41
56	D	BERNI Tim	0	0	0	0	0	0	0	0.00	0	0	0	0	0	0	0:00	0:00	0:00	0:00	0:00	0	0:00
20	GK	BERRA Reto	0	0	0	0					0	0	0	0	0								
63	GK	GENONI Leonardo	0	0	0	0					0	0	0	0	0								
<b>Total</b>			<b>2</b>	<b>3</b>	<b>5</b>	<b>4</b>	<b>34</b>	<b>22</b>	<b>12</b>	<b>60.71</b>	<b>5</b>	<b>8</b>	<b>10</b>	<b>0</b>	<b>23</b>								



Legend:							
<b>(G)</b>	Goals in tournament	<b>+/-</b>	Plus/minus net	<b>+A</b>	Alternate Captain	<b>+C</b>	Captain
<b>A</b>	Assists	<b>AVG</b>	Average time on ice / shift	<b>D</b>	Defender	<b>EA</b>	Extra attacker
<b>EQ</b>	Equal strength	<b>ET/Res</b>	Penalty end time/Result of game	<b>F</b>	Forward	<b>FO%</b>	% Face-offs won
<b>FO+</b>	Face-offs won	<b>FO-</b>	Face-offs lost	<b>FO+/-</b>	Face-offs net	<b>G</b>	Goals
<b>GK</b>	Goalkeeper	<b>MIP</b>	Minutes in play (GK)	<b>No.</b>	Jersey number	<b>OT</b>	Overtime
<b>P</b>	Points	<b>PIM</b>	Penalties in minutes	<b>Pos.</b>	Position	<b>PPG</b>	Power play goals
<b>SHF</b>	Number of shifts	<b>SHG</b>	Shorthanded goals	<b>SOG</b>	Shots on goal	<b>SVS</b>	Saves
<b>TOT</b>	Total	<b>TPP</b>	Time on power play	<b>TS</b>	Total shots		



Shot Chart

Tabella azioni di tiro / Analyse des tirs

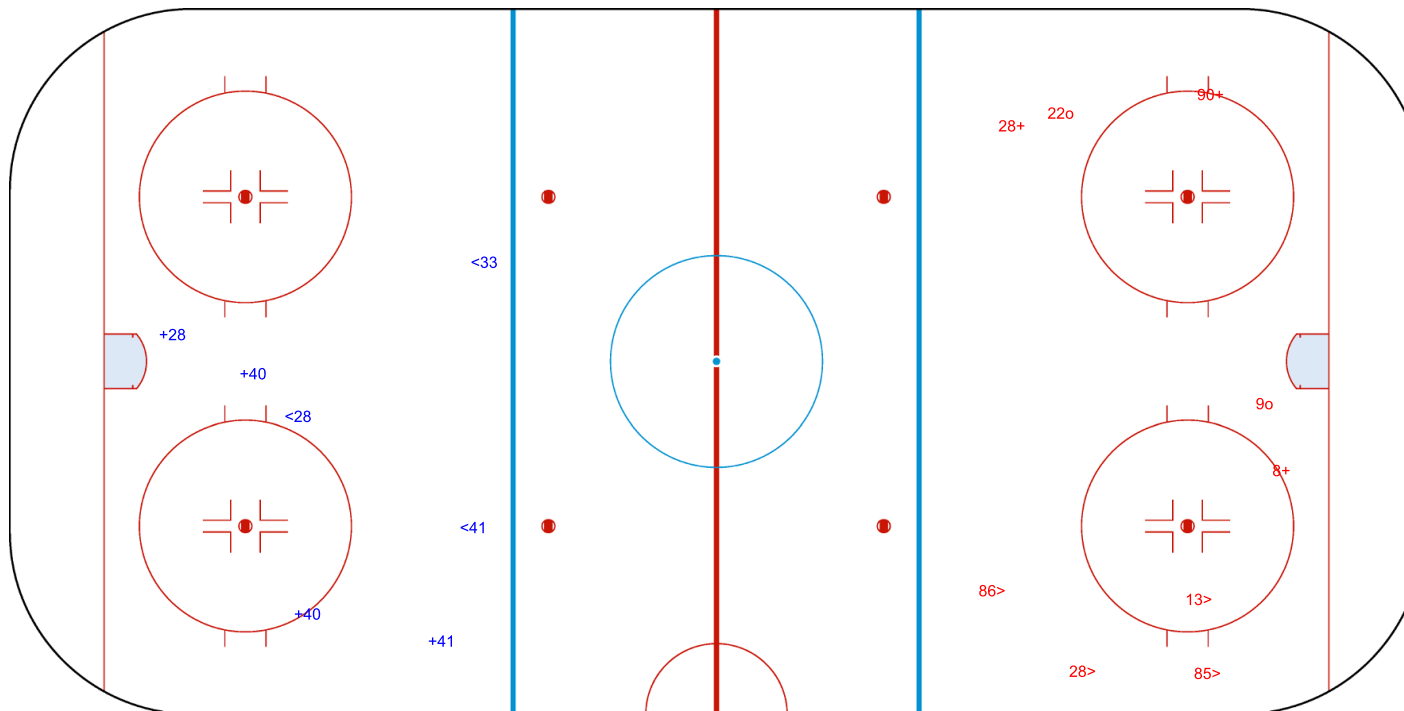
FIN - SUI



Shots by FIN  
Goal (o): 0  
Block (<): 3  
Save (+): 4  
Miss (-): 0



GK 63 of SUI



Shots by SUI  
Goal (o): 2  
Block (>): 4  
Save (+): 3  
Miss (-): 0



GK 74 of FIN



Milano Rho Ice Hockey

WED 18 FEB 2026  
Start Time 18:10

Ice Hockey  
Hockey su ghiaccio / Hockey sur glace

Men  
Uomini / Hommes

Play-offs Quarterfinals, Game 25

Quarti di finale play off, Partita 25 / Phase finale, quarts de finale, Match 25

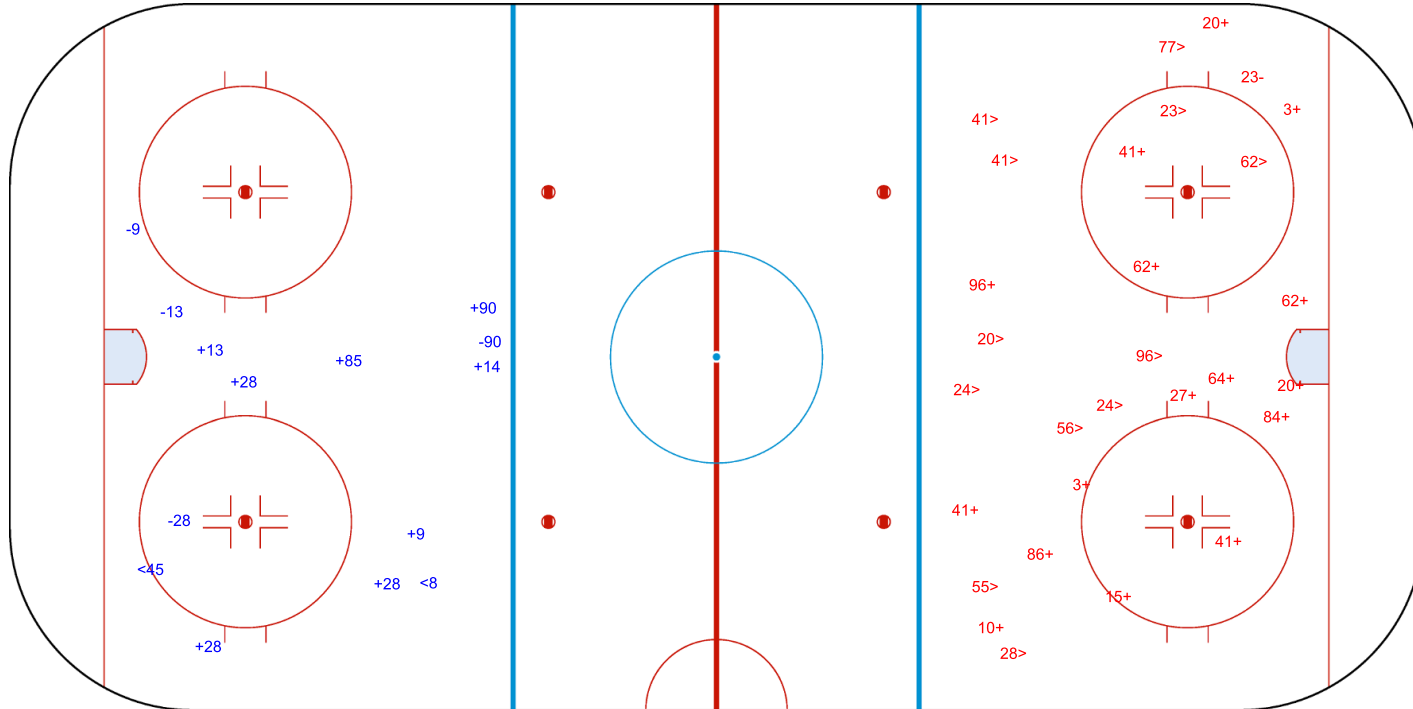


Shots by SUI  
Goal (o): 0  
Block (<): 2  
Save (+): 8  
Miss (-): 4



GK 74 of FIN

FIN → 2nd Period ← SUI



Shots by FIN  
Goal (o): 0  
Block (>): 12  
Save (+): 16  
Miss (-): 1



GK 63 of SUI




Shots by FIN  
Goal (o): 2  
Block (<): 4  
Save (+): 8  
Miss (-): 6



GK 63 of SUI

SUI → 3rd Period ← FIN



Shots by SUI  
Goal (o): 0  
Block (>): 5  
Save (+): 10  
Miss (-): 2



GK 74 of FIN



Milano Rho Ice Hockey

WED 18 FEB 2026

Start Time 18:10

Ice Hockey  
Hockey su ghiaccio / Hockey sur glace

Men  
Uomini / Hommes

Play-offs Quarterfinals, Game 25

Quarti di finale play off, Partita 25 / Phase finale, quarts de finale, Match 25




Shots by FIN

Goal (o): 1

Block (<): 0

Save (+): 0

Miss (-): 1



o62

GK 63 of SUI



Overtime



Shots by SUI

Goal (o): 0

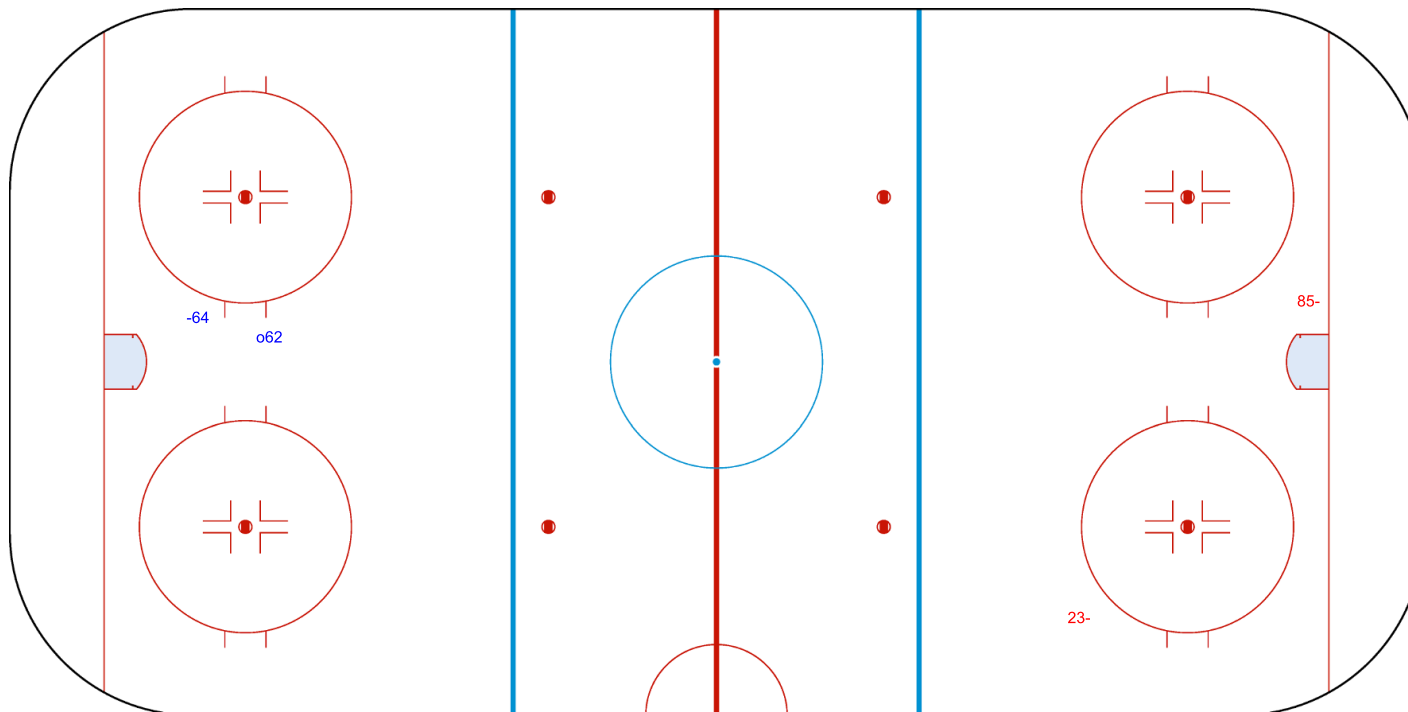
Block (>): 0

Save (+): 0

Miss (-): 2



GK 74 of FIN



Legend: GK Goalkeeper





## Face-off Chart

Tabella ingaggi / Statistiques des mises en jeu

### FIN - SUI

#### 1st PERIOD

	FIN		SUI		FIN		SUI		Total wins all zones
	Def. zone	Att. zone	Neutral zone	Neutral zone	Att. zone	Def. zone	Def. zone	Att. zone	
	- 15	+ 13	- 24	+ 17	+ 24	- 17			
	- 20	+ 13	+ 56	- 44	+ 15	- 88			
	+ 15	- 79	- 56	+ 13	+ 24	- 79			
	+ 56	- 13	- 20	+ 44	- 24	+ 17			
	- 24	+ 13	- 20	+ 44	- 24	+ 17			
					- 15	+ 13			
					+ 20	- 44			
					+ 24	- 79			
					- 56	+ 17			
Total wins / period	2 / 40%	3 / 60%	1 / 20%	4 / 80%	5 / 56%	4 / 44%			8 / 42%    11 / 58%

#### 2nd PERIOD

	FIN		SUI		FIN		SUI		Total wins all zones
	Def. zone	Att. zone	Neutral zone	Neutral zone	Att. zone	Def. zone	Def. zone	Att. zone	
	- 20	+ 79	- 24	+ 17	- 24	+ 13			
	- 24	+ 13	- 56	+ 44	- 24	+ 13			
	- 15	+ 13	- 15	+ 13	+ 24	- 17			
	+ 20	- 44			- 20	+ 13			
	- 15	+ 13			+ 20	- 44			
	+ 20	- 44			+ 20	- 13			
	- 15	+ 13			- 20	+ 17			
Total wins / period	2 / 29%	5 / 71%	0 / 0%	3 / 100%	3 / 43%	4 / 57%			5 / 29%    12 / 71%

#### 3rd PERIOD

	FIN		SUI		FIN		SUI		Total wins all zones
	Def. zone	Att. zone	Neutral zone	Neutral zone	Att. zone	Def. zone	Def. zone	Att. zone	
	- 56	+ 44	+ 20	- 17	- 40	+ 17			
	- 24	+ 13	+ 24	- 17	- 24	+ 88			
	- 24	+ 13	+ 56	- 13	- 20	+ 17			
	+ 15	- 17	- 20	+ 17	+ 24	- 13			
	- 15	+ 73	+ 15	- 17	- 24	+ 17			
	- 15	+ 13			+ 24	- 17			
	+ 24	- 17			- 24	+ 44			
Total wins / period	2 / 29%	5 / 71%	4 / 80%	1 / 20%	2 / 29%	5 / 71%			8 / 42%    11 / 58%

#### OVERTIME

	FIN		SUI		FIN		SUI		Total wins all zones
	Def. zone	Att. zone	Neutral zone	Neutral zone	Att. zone	Def. zone	Def. zone	Att. zone	
			+ 15	- 17					
Total wins / period			1 / 100%	0 / 0%					1 / 100%    0 / 0%



TOTAL

Total wins / game	FIN		SUI		FIN		SUI		Total wins all zones	
	Def. zone	Att. zone	Neutral zone		Att. zone	Def. zone	FIN	SUI	FIN	SUI
	6 / 32%	13 / 68%	6 / 43%	8 / 57%	10 / 43%	13 / 57%	22 / 39%	34 / 61%		

HEAD TO HEAD

	No.	SUI					Tot.	wins FIN	Dz	Nz	Az	
		13	17	44	73	79						88
FIN	15	0 - 7	3 - 0		0 - 1	1 - 0	1 - 0	13	5 38%	2 25%	2 67%	1 50%
	20	1 - 2	1 - 3	4 - 2		0 - 1		14	6 43%	2 50%	1 25%	3 50%
	24	1 - 6	5 - 5	0 - 1		2 - 0	0 - 1	21	8 38%	1 20%	1 33%	6 46%
	40		0 - 1					1	0 0%			0 0%
	56	2 - 1	0 - 1	1 - 2				7	3 43%	1 50%	2 50%	0 0%
	Tot.	20	19	10	1	4	2	56	22 39%	6 32%	6 43%	10 43%
wins SUI	16 80%	10 53%	5 50%	1 100%	1 25%	1 50%	34 61%					
Dz	4 67%	7 70%	1 33%		0 0%	1 50%	13 57%					
Nz	2 67%	3 43%	3 75%				8 57%					
Az	10 91%	0 0%	1 33%	1 100%	1 50%		13 68%					

<b>Legend:</b>	<b>Att.</b> Attacking	<b>Az</b> Attacking zone	<b>Def.</b> Defending	<b>Dz</b> Defending zone
<b>No.</b> Jersey number	<b>Nz</b> Neutral zone	<b>Tot.</b> Total face-offs played		



## Line-Ups

Formazioni / Composition des equipes

### USA - SWE

#### Referees

27 FURLATT Eric (CAN), 4 McCAULEY Wes (CAN)

#### Goalkeepers

Team: USA

##### No. Name

30 OETTINGER Jake  
37 HELLEBUYCK Connor

#### Team Line-ups

Team: USA (Blue)

##### No. Pos. Name

25 D	McAVOY Charlie	+A
43 D	HUGHES Quinn	
7 F	TKACHUK Brady	
9 F	EICHEL Jack	
19 F	TKACHUK Matthew	+A
14 D	FABER Brock	
74 D	SLAVIN Jaccob	
12 F	BOLDY Matt	
34 F	MATTHEWS Auston	+C
59 F	GUENTZEL Jake	
8 D	WERENSKI Zach	
85 D	SANDERSON Jake	
21 F	LARKIN Dylan	
72 F	THOMPSON Tage	
91 F	KELLER Clayton	
15 D	HANIFIN Noah	
10 F	MILLER JT	
29 F	NELSON Brock	
86 F	HUGHES Jack	
16 F	TROCHECK Vincent	

Head Coach: SULLIVAN Mike

#### NOT DRESSED:

1 GK SWAYMAN Jeremy  
2 D LaCOMBE Jackson  
81 F CONNOR Kyle

#### Linespersons

50 CHERREY Scott (CAN), 66 HAUTAMAKI Onni (FIN)

Team: SWE

##### No. Name

25 MARKSTROM Jacob  
30 WALLSTEDT Jesper

Team: SWE (Yellow)

##### No. Pos. Name

3 D	EKMAN-LARSSON Oliver	
77 D	HEDMAN Victor	+A
14 F	ERIKSSON EK Joel	
19 F	KEMPE Adrian	
88 F	NYLANDER William	
26 D	DAHLIN Rasmus	
42 D	FORSLING Gustav	
23 F	RAYMOND Lucas	
92 F	LANDESKOG Gabriel	+C
93 F	ZIBANEJAD Mika	
6 D	BROBERG Philip	
65 D	KARLSSON Erik	+A
9 F	FORSBERG Filip	
40 F	PETTERSSON Elias	
67 F	RAKELL Rickard	
27 D	LINDHOLM Hampus	
10 F	WENNERBERG Alexander	
28 F	LINDHOLM Elias	
29 F	HOLMBERG Pontus	
63 F	BRATT Jesper	

Head Coach: HALLAM Sam

#### NOT DRESSED:

4 D ANDERSSON Rasmus  
32 GK GUSTAVSSON Filip  
90 F JOHANSSON Marcus

Legend:					
+A	Alternate Captain	+C	Captain	D	Defender
No.	Jersey number	Pos.	Position	F	Forward



**Graphical Line-ups**  
Schema grafico formazioni / Alignments

**REVISED**  
18 FEB 21:04

**USA - SWE**

**Referees**

27 FURLATT Eric (CAN), 4 McCAULEY Wes (CAN)

**Linespersons**

50 CHERREY Scott (CAN), 66 HAUTAMAKI Onni (FIN)

**Team:** USA - United States of America (Blue)

**Head Coach:** SULLIVAN Mike

S1 37 HELLEBUYCK Connor		
30 OETTINGER Jake		
S4 7 TKACHUK Brady	S5 9 EICHEL Jack	S6 19 TKACHUK Matthew +A
S3 43 HUGHES Quinn	S2 25 McAVOY Charlie +A	
59 GUENTZEL Jake	34 MATTHEWS Auston +C	12 BOLDY Matt
74 SLAVIN Jaccob		14 FABER Brock
91 KELLER Clayton	21 LARKIN Dylan	72 THOMPSON Tage
8 WERENSKI Zach		85 SANDERSON Jake
10 MILLER JT	29 NELSON Brock	86 HUGHES Jack
15 HANIFIN Noah		
	16 TROCHECK Vincent	

**Team:** SWE - Sweden (Yellow)

**Head Coach:** HALLAM Sam

S1 25 MARKSTROM Jacob		
30 WALLSTEDT Jesper		
19 KEMPE Adrian	14 ERIKSSON EK Joel	88 NYLANDER William
77 HEDMAN Victor +A		3 EKMAN-LARSSON Oliver
S5 92 LANDESKOG Gabriel +C	S6 93 ZIBANEJAD Mika	S4 23 RAYMOND Lucas
42 FORSLING Gustav		26 DAHLIN Rasmus
9 FORSBERG Filip	40 PETTERSSON Elias	67 RAKELL Rickard
S2 6 BROBERG Phillip	S3 65 KARLSSON Erik +A	
29 HOLMBERG Pontus	10 WENNBERG Alexander	28 LINDHOLM Elias
27 LINDHOLM Hampus		
63 BRATT Jesper		

**Legend:**

+A Alternate Captain      +C Captain      Sn Starting position

**REVISED**

Revised to correct Starting six on request of Team SWE.



### Game Summary

Tabella riassuntiva partita / Resume du match

REVISED  
19 FEB 20:24

USA - SWE 2 - 1 (0 - 0 , 1 - 0 , 0 - 1 , 1 - 0)

Spectators	Referees	Linespersons
11097	27 FURLATT Eric (CAN) , 4 McCAULEY Wes (CAN)	50 CHERREY Scott (CAN) , 66 HAUTAMAKI Onni (FIN)

#### Team Statistics

Period	Score	SVS	SOG	PIM	TPP	PPG	SHG
1	0 : 0	11 : 10	10 : 11	0 : 2	2:00 : 0:00	0 : 0	0 : 0
2	1 : 0	8 : 19	20 : 8	0 : 2	2:00 : 0:00	0 : 0	0 : 0
3	0 : 1	9 : 4	4 : 10	2 : 0	0:00 : 2:00	0 : 0	0 : 0
OT	1 : 0	0 : 5	6 : 0	0 : 0	0:00 : 0:00	0 : 0	0 : 0
<b>Total</b>	<b>2 : 1</b>	<b>28 : 38</b>	<b>40 : 29</b>	<b>2 : 4</b>	<b>4:00 : 2:00</b>	<b>0 : 0</b>	<b>0 : 0</b>

#### 1st Period

Action	Time	ET/Res	Team	Type	No.	Name	(G)	Name of Assistant(s) / Action Description
GK	00:00		USA		37	HELLEBUYCK C		- Goalkeeper in
GK	00:00		SWE		25	MARKSTROM J		- Goalkeeper in
Penalty	03:21	05:21	SWE	2 min.	42	FORSLING G		- Slashing

#### 2nd Period

Action	Time	ET/Res	Team	Type	No.	Name	(G)	Name of Assistant(s) / Action Description
Goal	31:03	1 : 0	USA	EQ	21	LARKIN D	(1)	86 HUGHES J 43 HUGHES Q On Ice USA 37 21 25 43 72 86 SWE 25 10 26 28 29 42
Penalty	37:28	39:28	SWE	2 min.	27	LINDHOLM H		- Tripping

#### 3rd Period

Action	Time	ET/Res	Team	Type	No.	Name	(G)	Name of Assistant(s) / Action Description
Penalty	42:35	44:35	USA	2 min.	16	TROCHECK V		- Tripping
GK	58:22		SWE					25 MARKSTROM J - Goalkeeper out
Goal	58:29	1 : 1	SWE	EQ EA	93	ZIBANEJAD M	(3)	23 RAYMOND L 92 LANDESKOG G On Ice USA 37 10 16 25 29 43 SWE 9 23 26 88 92 93
GK	58:29		SWE		25	MARKSTROM J		- Goalkeeper in

#### Overtime

Action	Time	ET/Res	Team	Type	No.	Name	(G)	Name of Assistant(s) / Action Description
Goal	63:27	2 : 1	USA	EQ	43	HUGHES Q	(1)	12 BOLDY M 34 MATTHEWS A On Ice USA 37 12 34 43 SWE 25 23 65 92
GK	63:27		USA					37 HELLEBUYCK C - Goalkeeper out
GK	63:27		SWE					25 MARKSTROM J - Goalkeeper out

#### Goalkeeper Records

Team : USA - United States of America

Team : SWE - Sweden

No.	Name	SOG	SVS	MIP
37	HELLEBUYCK Connor	29	28	63:27
30	OETTINGER Jake			
No.	Name	SOG	SVS	MIP
25	MARKSTROM Jacob	40	38	63:20
30	WALLSTEDT Jesper			

#### Game Statistics

Team : USA (Blue)																							
Head Coach : SULLIVAN Mike																							
										Shots on Goal		Time on Ice											
No.	Pos.	Name	G	A	P	PIM	FO+	FO-	FO+/-	FO%	1	2	3	OT	TS	+/-	1	2	3	OT	TOT	SHF	AVG
7	F	TKACHUK Brady	0	0	0	0	1	0	1	100.00	1	1	0	0	2	0	5:19	4:59	5:18	0:00	15:36	24	0:39
9	F	EICHEL Jack	0	0	0	0	7	11	-4	38.89	2	2	0	1	5	0	6:17	6:01	7:50	1:16	21:24	30	0:42
19	F	TKACHUK Matthew +A	0	0	0	0	0	0	0	0.00	0	1	1	0	2	0	5:31	5:24	6:30	0:00	17:25	22	0:47
25	D	McAVOY Charlie +A	0	0	0	0	0	0	0	0.00	0	1	0	0	1	0	5:48	6:37	6:57	0:00	19:22	27	0:43
43	D	HUGHES Quinn	1	1	2	0	0	0	0	0.00	1	2	1	2	6	+1	9:13	8:03	8:12	2:03	27:31	29	0:56



Head Coach : SULLIVAN Mike											Shots on Goal			Time on Ice									
No.	Pos.	Name	G	A	P	PIM	FO+	FO-	FO+/-	FO%	1	2	3	OT	TS	+/-	1	2	3	OT	TOT	SHF	AVG
12	F	BOLDY Matt	0	1	1	0	0	0	0	0.00	0	3	1	0	4	+1	5:01	6:24	5:43	1:28	18:36	24	0:46
14	D	FABER Brock	0	0	0	0	0	0	0	0.00	0	0	0	0	0	0	5:48	6:04	7:28	0:00	19:20	26	0:44
34	F	MATTHEWS Auston +C	0	1	1	0	7	8	-1	46.67	0	0	0	1	1	+1	4:50	5:56	5:40	1:33	17:59	24	0:44
59	F	GUENTZEL Jake	0	0	0	0	0	0	0	0.00	0	1	0	1	2	0	4:34	5:41	6:12	0:43	17:10	24	0:42
74	D	SLAVIN Jaccob	0	0	0	0	0	0	0	0.00	1	1	0	0	2	0	5:14	5:45	7:11	0:00	18:10	20	0:54
8	D	WERENSKI Zach	0	0	0	0	0	0	0	0.00	1	2	0	0	3	0	7:11	5:23	4:23	0:48	17:45	24	0:44
21	F	LARKIN Dylan	1	0	1	0	6	0	6	100.00	1	2	0	0	3	+1	4:53	5:04	3:55	1:06	14:58	18	0:49
72	F	THOMPSON Tage	0	0	0	0	1	2	-1	33.33	1	3	0	0	4	+1	5:34	5:28	2:32	0:00	13:34	19	0:42
85	D	SANDERSON Jake	0	0	0	0	0	0	0	0.00	0	0	1	0	1	0	2:59	2:58	4:31	0:36	11:04	19	0:34
91	F	KELLER Clayton	0	0	0	0	0	0	0	0.00	0	0	0	0	0	0	4:34	0:10	0:00	0:00	4:44	6	0:47
10	F	MILLER JT	0	0	0	0	0	0	0	0.00	0	0	0	0	0	-1	4:12	4:29	4:16	0:00	12:57	18	0:43
15	D	HANIFIN Noah	0	0	0	0	0	0	0	0.00	1	0	0	0	1	0	2:01	2:27	1:18	0:00	5:46	12	0:28
29	F	NELSON Brock	0	0	0	0	3	1	2	75.00	0	0	0	0	0	-1	4:22	4:00	4:10	0:00	12:32	18	0:41
86	F	HUGHES Jack	0	1	1	0	0	0	0	0.00	1	1	0	1	3	+1	3:40	5:55	3:03	0:36	13:14	18	0:44
16	F	TROCHECK Vincent	0	0	0	2	6	2	4	75.00	0	0	0	0	0	-1	2:59	2:36	2:46	0:12	8:33	15	0:34
30	GK	OETTINGER Jake	0	0	0	0					0	0	0	0	0								
37	GK	HELLEBUYCK Connor	0	0	0	0					0	0	0	0	0								
<b>Total</b>			<b>2</b>	<b>4</b>	<b>6</b>	<b>2</b>	<b>31</b>	<b>24</b>	<b>7</b>	<b>56.36</b>	<b>10</b>	<b>20</b>	<b>4</b>	<b>6</b>	<b>40</b>								

Team : SWE (Yellow)

Head Coach : HALLAM Sam											Shots on Goal			Time on Ice									
No.	Pos.	Name	G	A	P	PIM	FO+	FO-	FO+/-	FO%	1	2	3	OT	TS	+/-	1	2	3	OT	TOT	SHF	AVG
3	D	EKMAN-LARSSON Oliver	0	0	0	0	0	0	0	0.00	0	0	1	0	1	0	6:08	4:49	3:31	0:00	14:28	22	0:39
14	F	ERIKSSON EK Joel	0	0	0	0	11	15	-4	42.31	1	0	1	0	2	0	5:42	5:25	7:34	0:43	19:24	29	0:40
19	F	KEMPE Adrian	0	0	0	0	0	0	0	0.00	0	1	0	0	1	0	5:09	5:38	6:34	0:44	18:05	25	0:43
77	D	HEDMAN Victor +A	0	0	0	0	0	0	0	0.00	0	0	0	0	0	0	0:00	0:00	0:00	0:00	0:00	0	0:00
88	F	NYLANDER William	0	0	0	0	0	0	0	0.00	0	0	0	0	0	+1	4:28	4:22	7:39	1:13	17:42	27	0:39
23	F	RAYMOND Lucas	0	1	1	0	0	0	0	0.00	3	2	1	0	6	0	5:37	5:55	7:59	1:37	21:08	29	0:43
26	D	DAHLIN Rasmus	0	0	0	0	0	0	0	0.00	1	0	2	0	3	0	5:00	7:18	7:01	0:00	19:19	24	0:48
42	D	FORSLING Gustav	0	0	0	2	0	0	0	0.00	0	1	0	0	1	-1	5:02	8:00	5:25	1:15	19:42	25	0:47
92	F	LANDESKOG Gabriel +C	0	1	1	0	1	2	-1	33.33	0	1	1	0	2	0	6:15	6:20	7:15	0:38	20:28	27	0:45
93	F	ZIBANEJAD Mika	1	0	1	0	6	6	0	50.00	0	0	2	0	2	+1	5:18	6:07	7:36	0:43	19:44	29	0:40
6	D	BROBERG Philip	0	0	0	0	0	0	0	0.00	0	0	0	0	0	0	8:46	7:57	7:23	0:51	24:57	32	0:46
9	F	FORSBERG Filip	0	0	0	0	0	0	0	0.00	0	0	0	0	0	+1	4:27	3:10	5:30	0:37	13:44	19	0:43
40	F	PETTERSSON Elias	0	0	0	0	0	4	-4	0.00	2	0	0	0	2	0	4:45	4:15	0:00	0:00	9:00	12	0:45
65	D	KARLSSON Erik +A	0	0	0	0	0	0	0	0.00	2	1	2	0	5	-1	10:00	7:08	8:57	1:21	27:26	31	0:53
67	F	RAKELL Rickard	0	0	0	0	0	0	0	0.00	0	1	0	0	1	0	4:16	4:14	1:23	0:00	9:53	13	0:45
10	F	WENNBERG Alexander	0	0	0	0	2	2	0	50.00	0	0	0	0	0	-1	4:33	4:15	4:34	0:00	13:22	20	0:40
27	D	LINDHOLM Hampus	0	0	0	2	0	0	0	0.00	2	0	0	0	2	0	5:08	4:59	5:41	0:00	15:48	25	0:37
28	F	LINDHOLM Elias	0	0	0	0	4	2	2	66.67	0	1	0	0	1	-1	4:40	4:56	0:00	0:00	9:36	14	0:41
29	F	HOLMBERG Pontus	0	0	0	0	0	0	0	0.00	0	0	0	0	0	-1	2:44	3:11	0:16	0:00	6:11	11	0:33
63	F	BRATT Jesper	0	0	0	0	0	0	0	0.00	0	0	0	0	0	0	0:00	0:00	5:46	0:39	6:25	10	0:38
25	GK	MARKSTROM Jacob	0	0	0	0					0	0	0	0	0								
30	GK	WALLSTEDT Jesper	0	0	0	0					0	0	0	0	0								
<b>Total</b>			<b>1</b>	<b>2</b>	<b>3</b>	<b>4</b>	<b>24</b>	<b>31</b>	<b>-7</b>	<b>43.64</b>	<b>11</b>	<b>8</b>	<b>10</b>	<b>0</b>	<b>29</b>								



Legend:							
<b>(G)</b>	Goals in tournament	<b>+/-</b>	Plus/minus net	<b>+A</b>	Alternate Captain	<b>+C</b>	Captain
<b>A</b>	Assists	<b>AVG</b>	Average time on ice / shift	<b>D</b>	Defender	<b>EA</b>	Extra attacker
<b>EQ</b>	Equal strength	<b>ET/Res</b>	Penalty end time/Result of game	<b>F</b>	Forward	<b>FO%</b>	% Face-offs won
<b>FO+</b>	Face-offs won	<b>FO-</b>	Face-offs lost	<b>FO+/-</b>	Face-offs net	<b>G</b>	Goals
<b>GK</b>	Goalkeeper	<b>MIP</b>	Minutes in play (GK)	<b>No.</b>	Jersey number	<b>OT</b>	Overtime
<b>P</b>	Points	<b>PIM</b>	Penalties in minutes	<b>Pos.</b>	Position	<b>PPG</b>	Power play goals
<b>SHF</b>	Number of shifts	<b>SHG</b>	Shorthanded goals	<b>SOG</b>	Shots on goal	<b>SVS</b>	Saves
<b>TOT</b>	Total	<b>TPP</b>	Time on power play	<b>TS</b>	Total shots		

**REVISED** Goalkeeper Records updated for Team SWE.



Shot Chart

Tabella azioni di tiro / Analyse des tirs

USA - SWE

Shots by USA  
Goal (o): 0  
Block (<): 4  
Save (+): 10  
Miss (-): 3



GK 25 of SWE



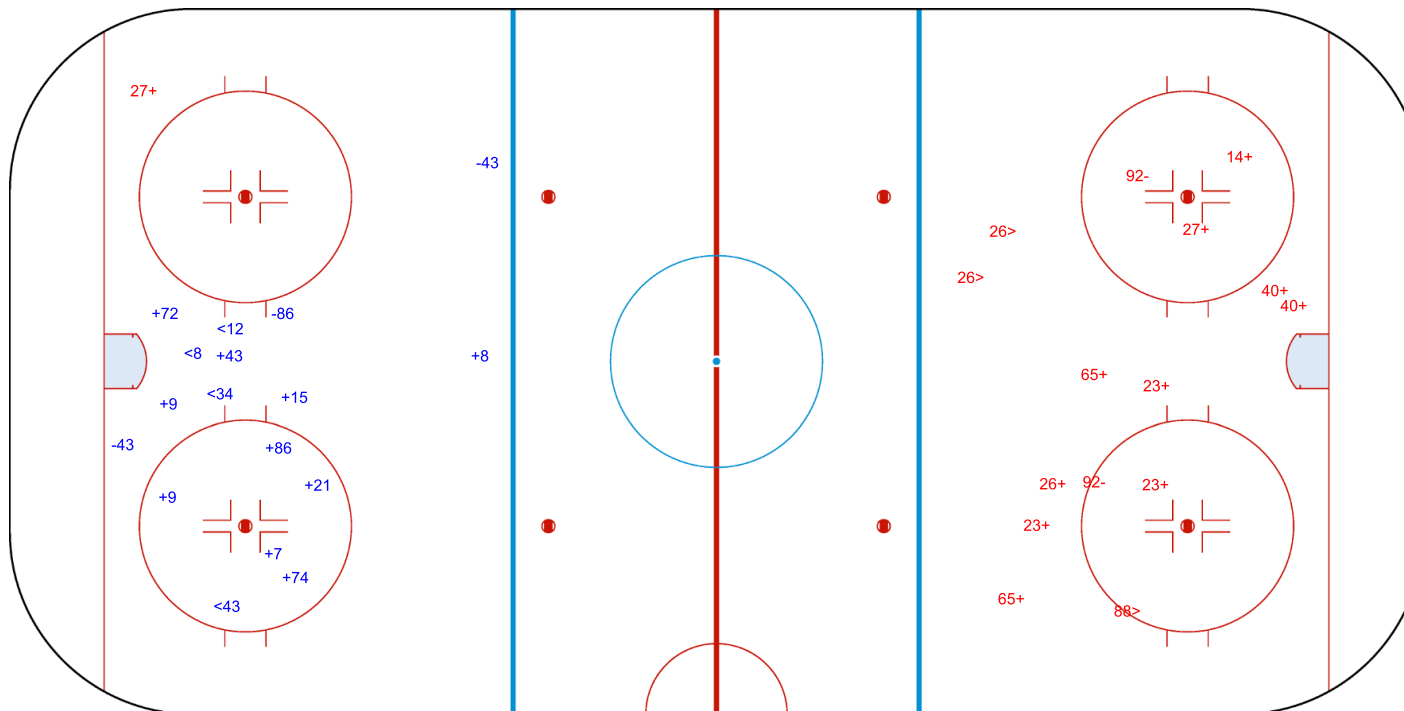
1st Period



Shots by SWE  
Goal (o): 0  
Block (>): 3  
Save (+): 11  
Miss (-): 2



GK 37 of USA





Shots by SWE

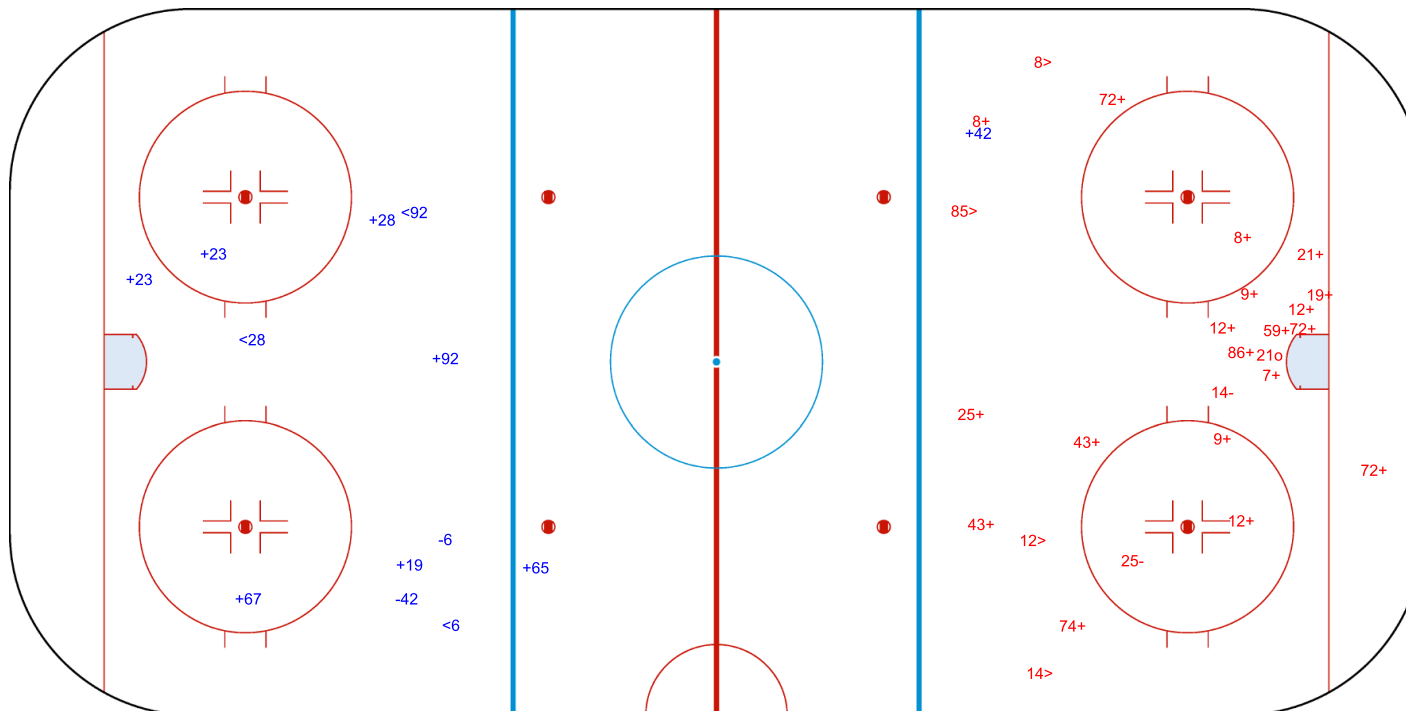
Goal (o): 0      Save (+): 8  
Block (<): 3      Miss (-): 2



GK 37 of USA



2nd Period



Shots by USA

Goal (o): 1      Save (+): 19  
Block (>): 4      Miss (-): 2



GK 25 of SWE



Shots by USA

Goal (o): 0

Save (+): 4

Block (<): 2

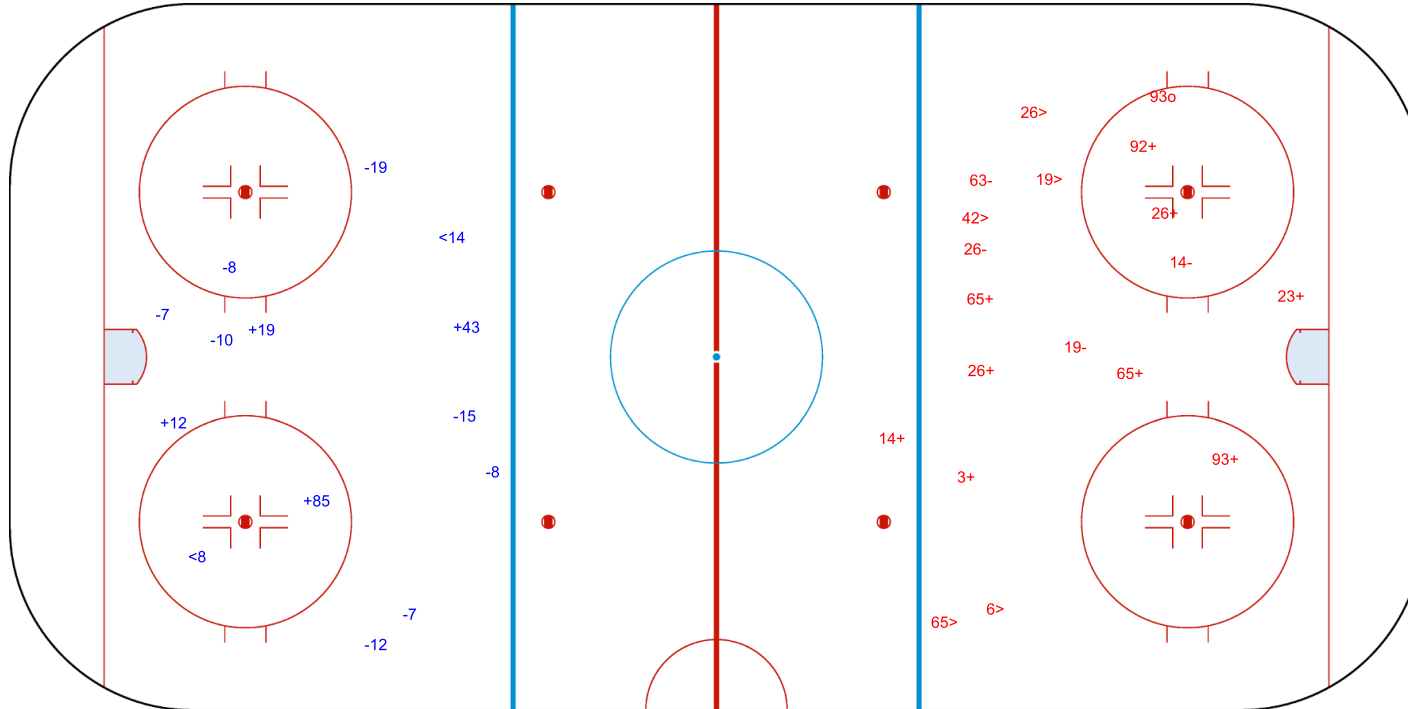
Miss (-): 8



GK 25 of SWE



3rd Period



Shots by SWE

Goal (o): 1

Save (+): 9

Block (>): 5

Miss (-): 4



GK 37 of USA



Shots by USA

Goal (o): 1

Block (<): 0

Save (+): 5

Miss (-): 0



GK 25 of SWE



Overtime



Shots by SWE

Goal (o): 0

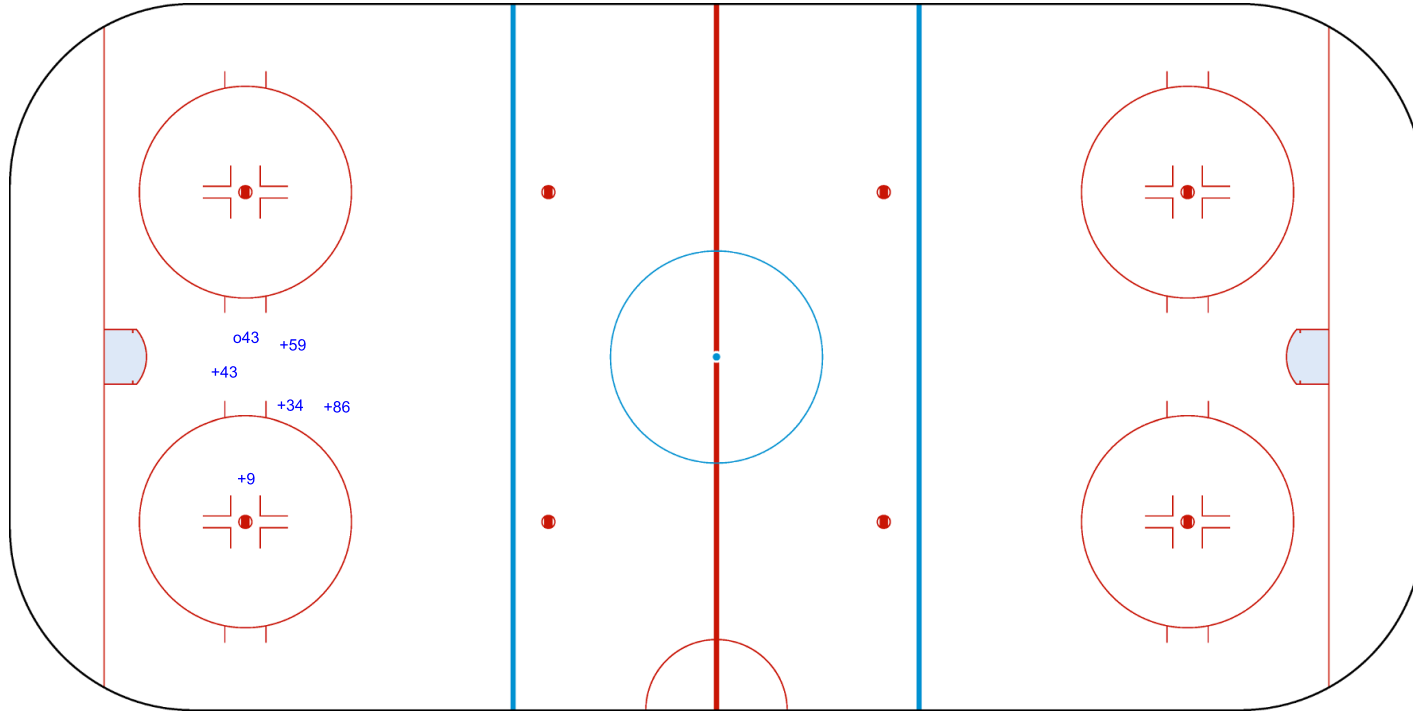
Block (>): 0

Save (+): 0

Miss (-): 0



GK 37 of USA



Legend: GK Goalkeeper



### Face-off Chart

Tabella ingaggi / Statistiques des mises en jeu

### USA - SWE

#### 1st PERIOD

	USA		SWE		USA		SWE		Total wins all zones	
	Def. zone	Att. zone	Neutral zone	Neutral zone	Att. zone	Def. zone	Att. zone	Def. zone	USA	SWE
	+ 34	- 14	+ 9	- 93	- 9	+ 14				
	+ 34	- 40	+ 9	- 14	- 34	+ 28				
	+ 29	- 93			+ 16	- 14				
					+ 29	- 14				
					+ 9	- 93				
					- 9	+ 93				
					- 9	+ 28				
					- 34	+ 14				
					- 9	+ 92				
Total wins / period	3 / 100%	0 / 0%	2 / 100%	0 / 0%	3 / 33%	6 / 67%			8 / 57%	6 / 43%

#### 2nd PERIOD

	USA		SWE		USA		SWE		Total wins all zones	
	Def. zone	Att. zone	Neutral zone	Neutral zone	Att. zone	Def. zone	Att. zone	Def. zone	USA	SWE
	+ 16	- 14	- 9	+ 93	- 34	+ 14				
	+ 16	- 14	+ 72	- 10	- 29	+ 28				
	+ 9	- 92	+ 21	- 40	- 34	+ 14				
			+ 34	- 14	+ 21	- 28				
			+ 21	- 28	+ 34	- 14				
			+ 29	- 40	+ 34	- 14				
			+ 21	- 40	- 9	+ 93				
					- 34	+ 28				
					+ 7	- 93				
Total wins / period	3 / 100%	0 / 0%	6 / 86%	1 / 14%	4 / 44%	5 / 56%			13 / 68%	6 / 32%

#### 3rd PERIOD

	USA		SWE		USA		SWE		Total wins all zones	
	Def. zone	Att. zone	Neutral zone	Neutral zone	Att. zone	Def. zone	Att. zone	Def. zone	USA	SWE
	- 9	+ 14	- 9	+ 93	- 34	+ 14				
	- 9	+ 14	+ 9	- 93	+ 34	- 14				
	- 72	+ 14	- 9	+ 10	+ 21	- 14				
	+ 16	- 92			- 72	+ 10				
	- 34	+ 14			+ 9	- 93				
	+ 16	- 14			- 9	+ 93				
	- 16	+ 14			+ 9	- 10				
					+ 34	- 14				
Total wins / period	2 / 29%	5 / 71%	1 / 33%	2 / 67%	5 / 63%	3 / 37%			8 / 44%	10 / 56%



OVERTIME

	USA		SWE		USA		SWE		Total wins all zones	
	Def. zone	Att. zone	Neutral zone		Att. zone	Def. zone			USA	SWE
Total wins / period			- 16	+ 14	+ 16	- 14			2 / 50%	2 / 50%
					+ 21	- 14				
					- 34	+ 93				
			0 / 0%	1 / 100%	2 / 67%	1 / 33%				

TOTAL

	USA		SWE		USA		SWE		Total wins all zones	
	Def. zone	Att. zone	Neutral zone		Att. zone	Def. zone			USA	SWE
Total wins / game	8 / 62%	5 / 38%	9 / 69%	4 / 31%	14 / 48%	15 / 52%			31 / 56%	24 / 44%

HEAD TO HEAD

	No.	SWE					Tot.	wins USA	Dz	Nz	Az
		10	14	28	40	92					
USA	7						1 - 0	1 100%			1 100%
	9	1 - 1	1 - 3	0 - 1		1 - 1	4 - 5	7 39%	1 33%	3 50%	3 33%
	16		5 - 2			1 - 0		6 75%	4 80%	0 0%	2 100%
	21		2 - 0	2 - 0	2 - 0			6 100%		3 100%	3 100%
	29		1 - 0	0 - 1	1 - 0		1 - 0	3 75%	1 100%	1 100%	1 50%
	34		6 - 5	0 - 2	1 - 0		0 - 1	7 47%	2 67%	1 100%	4 36%
	72	1 - 1	0 - 1					1 33%	0 0%	1 100%	0 0%
<b>Tot.</b>	4	26	6	4	3	12	55	31 56%	8 62%	9 69%	14 48%
<b>wins SWE</b>	2 50%	11 42%	4 67%	0 0%	1 33%	6 50%	24 44%				
<b>Dz</b>	1 50%	5 36%	4 80%		1 100%	4 57%	15 52%				
<b>Nz</b>	1 50%	1 33%	0 0%	0 0%		2 50%	4 31%				
<b>Az</b>		5 56%		0 0%	0 0%	0 0%	5 38%				

**Legend:**

<b>Att.</b> Attacking	<b>Az</b> Attacking zone	<b>Def.</b> Defending	<b>Dz</b> Defending zone
<b>No.</b> Jersey number	<b>Nz</b> Neutral zone	<b>Tot.</b> Total face-offs played	



## Line-Ups

Formazioni / Composition des equipes

### CAN - FIN

#### Referees

27 FURLATT Eric (CAN), 9 O'ROURKE Dan (CAN)

#### Goalkeepers

Team: CAN

##### No. Name

48 THOMPSON Logan  
50 BINNINGTON Jordan

#### Team Line-ups

Team: CAN (Red)

##### No. Pos. Name

7	D	TOEWS Devon
8	D	MAKAR Cale +A
17	F	CELEBRINI Macklin
43	F	WILSON Tom
97	F	McDAVID Connor +C
20	D	HARLEY Thomas
55	D	PARAYKO Colton
14	F	HORVAT Bo
24	F	JARVIS Seth
29	F	MacKINNON Nathan +A
6	D	SANHEIM Travis
89	D	DOUGHTY Drew
10	F	SUZUKI Nick
61	F	STONE Mark
93	F	MARNER Mitch
27	D	THEODORE Shea
9	F	BENNETT Sam
38	F	HAGEL Brandon
63	F	MARCHAND Brad
13	F	REINHART Sam

Head Coach: COOPER Jon

#### NOT DRESSED:

35 GK KUEMPER Darcy  
44 D MORRISSEY Josh  
87 F CROSBY Sidney

#### Linespersons

98 ANKERSTJERNE Albert (DEN), 81 DAISY Ryan (USA)

Team: FIN

##### No. Name

70 KORPISALO Joonas  
74 SAROS Juuse

Team: FIN (White)

##### No. Pos. Name

23	D	LINDELL Esa
41	D	HEISKANEN Miro
20	F	AHO Sebastian +A
62	F	LEHKONEN Artturi
96	F	RANTANEN Mikko +A
55	D	RISTOLAINEN Rasmus
77	D	MIKKOLA Niko
24	F	HINTZ Roope
64	F	GRANLUND Mikael +C
86	F	TERAVAINEN Teuvo
3	D	MAATTA Olli
33	D	MATINPALO Nikolas
15	F	LUNDELL Anton
27	F	LUOSTARINEN Eetu
84	F	KAKKO Kaapo
10	D	JOKIHARJU Henri
40	F	ARMIA Joel
56	F	HAULA Erik
94	F	KIVIRANTA Joel
91	F	KAPANEN Oliver

Head Coach: PENNANEN Antti

#### NOT DRESSED:

4 D LEHTONEN Mikko  
28 F TOLVANEN Eeli  
32 GK LANKINEN Kevin

#### Legend:

+A	Alternate Captain	+C	Captain	D	Defender	F	Forward
No.	Jersey number	Pos.	Position				



## Graphical Line-ups

Schema grafico formazioni / Alignments

### CAN - FIN

#### Referees

27 FURLATT Eric (CAN), 9 O'ROURKE Dan (CAN)

#### Linespersons

98 ANKERSTJERNE Albert (DEN), 81 DAISY Ryan (USA)

Team: CAN - Canada (Red)

Head Coach: COOPER Jon

<b>S1</b> 50 BINNINGTON Jordan		
48 THOMPSON Logan		
17 CELEBRINI Macklin	97 McDAVID Connor +C	43 WILSON Tom
7 TOEWS Devon	8 MAKAR Cale +A	
14 HORVAT Bo	29 MacKINNON Nathan +A	24 JARVIS Seth
<b>S2</b> 20 HARLEY Thomas	<b>S3</b> 55 PARAYKO Colton	
93 MARNER Mitch	10 SUZUKI Nick	61 STONE Mark
6 SANHEIM Travis	89 DOUGHTY Drew	
<b>S5</b> 38 HAGEL Brandon	<b>S4</b> 9 BENNETT Sam	<b>S6</b> 63 MARCHAND Brad
	27 THEODORE Shea	
	13 REINHART Sam	

Team: FIN - Finland (White)

Head Coach: PENNANEN Antti

<b>S1</b> 74 SAROS Juuse		
70 KORPISALO Joonas		
62 LEHKONEN Artturi	20 AHO Sebastian +A	96 RANTANEN Mikko +A
23 LINDELL Esa	41 HEISKANEN Miro	
64 GRANLUND Mikael +C	24 HINTZ Roope	86 TERAVALAINEN Teuvo
<b>S3</b> 77 MIKKOLA Niko	<b>S2</b> 55 RISTOLAINEN Rasmus	
<b>S5</b> 27 LUOSTARINEN Eetu	<b>S4</b> 15 LUNDELL Anton	<b>S6</b> 84 KAKKO Kaapo
3 MAATTA Olli	33 MATINPALO Nikolas	
94 KIVIRANTA Joel	56 HAULA Erik	40 ARMIA Joel
10 JOKIHARJU Henri		
	91 KAPANEN Oliver	

#### Legend:

+A Alternate Captain      +C Captain      Sn Starting position



### Game Summary

Tabella riassuntiva partita / Resume du match

**CAN - FIN 3 - 2 (0 - 1 , 1 - 1 , 2 - 0)**

Spectators	Referees	Linespersons
11155	27 FURLATT Eric (CAN) , 9 O'ROURKE Dan (CAN)	98 ANKERSTJERNE Albert (DEN) , 81 DAISY Ryan (USA)

#### Team Statistics

Period	Score	SVS	SOG	PIM	TPP	PPG	SHG
1	0 : 1	7 : 8	8 : 8	4 : 0	0:00 : 2:03	0 : 1	0 : 0
2	1 : 1	2 : 13	14 : 3	0 : 4	2:45 : 0:00	1 : 0	0 : 1
3	2 : 0	6 : 15	17 : 6	0 : 4	2:35 : 0:00	1 : 0	0 : 0
<b>Total</b>	<b>3 : 2</b>	<b>15 : 36</b>	<b>39 : 17</b>	<b>4 : 8</b>	<b>5:20 : 2:03</b>	<b>2 : 1</b>	<b>0 : 1</b>

#### 1st Period

Action	Time	ET/Res	Team	Type	No.	Name	(G) Name of Assistant(s) / Action Description
GK	00:00		FIN		74	SAROS J	- Goalkeeper in
GK	00:00		CAN		50	BINNINGTON J	- Goalkeeper in
Penalty	09:51	11:51	CAN	2 min.	-	Team penalty	- Too Many Players / Served by: 9 BENNETT S
Penalty	16:52	16:55	CAN	2 min.	9	BENNETT S	- Interference on a Goalkeeper
<b>Goal</b>	<b>16:55</b>	<b>0 : 1</b>	<b>FIN</b>	<b>PP1</b>	<b>96</b>	<b>RANTANEN M</b>	(2) 20 AHO S On Ice CAN 50 7 8 14 38 FIN 74 20 40 41 64 96 *

#### 2nd Period

Action	Time	ET/Res	Team	Type	No.	Name	(G) Name of Assistant(s) / Action Description
Penalty	23:03	25:03	FIN	2 min.	20	AHO S	- Interference
<b>Goal</b>	<b>23:26</b>	<b>0 : 2</b>	<b>FIN</b>	<b>SH1</b>	<b>56</b>	<b>HAULA E</b>	(1) 40 ARMIA J On Ice CAN 50 8 13 17 29 97 FIN 74 40 55 56 77
Penalty	33:35	34:20	FIN	2 min.	15	LUNDELL A	- High Sticking
<b>Goal</b>	<b>34:20</b>	<b>1 : 2</b>	<b>CAN</b>	<b>PP1</b>	<b>13</b>	<b>REINHART S</b>	(1) 8 MAKAR C On Ice CAN 50 8 13 17 29 97 97 McDAVID C FIN 74 23 40 41 56 *

#### 3rd Period

Action	Time	ET/Res	Team	Type	No.	Name	(G) Name of Assistant(s) / Action Description
<b>Goal</b>	<b>50:34</b>	<b>2 : 2</b>	<b>CAN</b>	<b>EQ</b>	<b>27</b>	<b>THEODORE S</b>	(1) 6 SANHEIM T On Ice CAN 50 6 9 27 43 63 43 WILSON T FIN 74 23 27 40 41 56
Penalty	57:25	59:24	FIN	2 min.	77	MIKKOLA N	- High Sticking
<b>Goal</b>	<b>59:24</b>	<b>3 : 2</b>	<b>CAN</b>	<b>PP1</b>	<b>29</b>	<b>MacKINNON N</b>	(4) 97 McDAVID C On Ice CAN 50 8 13 17 29 97 17 CELEBRINI M FIN 74 3 24 55 86 *
Penalty	59:24	60:00	FIN	2 min.	-	Team penalty	- Delaying the Game / Served by: 84 KAKKO K
GK	59:30		FIN				74 SAROS J - Goalkeeper out
Time-out	59:40		FIN				
GK	60:00		CAN				50 BINNINGTON J - Goalkeeper out

#### Goalkeeper Records

Team : CAN - Canada

No.	Name	SOG	SVS	MIP
50	BINNINGTON Jordan	17	15	60:00
48	THOMPSON Logan			

Team : FIN - Finland

No.	Name	SOG	SVS	MIP
74	SAROS Juuse	39	36	59:30
70	KORPISALO Joonas			

#### Game Statistics

Team : CAN (Red)

Head Coach : COOPER Jon

No.	Pos.	Name	G	A	P	PIM	FO+	FO-	FO+/-	FO%	Shots on Goal					+/-	Time on Ice					
											1	2	3	OT	TS		1	2	3	OT	TOT	SHF
7	D	TOEWS Devon	0	0	0	0	0	0	0	0.00	0	1	1	2	0	8:08	6:26	7:40		22:14	28	0:47
8	D	MAKAR Cale +A	0	1	1	0	0	0	0	0.00	0	0	2	2	-1	7:49	8:25	9:00		25:14	29	0:52
17	F	CELEBRINI Macklin	0	1	1	0	0	0	0	0.00	2	4	2	8	-1	7:51	9:03	8:59		25:53	28	0:55
43	F	WILSON Tom	0	1	1	0	0	0	0	0.00	0	1	0	1	+1	5:28	3:27	3:52		12:47	21	0:36
97	F	McDAVID Connor +C	0	2	2	0	6	7	-1	46.15	2	1	1	4	-1	6:47	8:39	9:54		25:20	30	0:50
14	F	HORVAT Bo	0	0	0	0	2	4	-2	33.33	0	0	0	0	0	4:02	3:57	2:01		10:00	15	0:40



Head Coach : COOPER Jon										Shots on Goal				Time on Ice									
No.	Pos.	Name	G	A	P	PIM	FO+	FO-	FO+/-	FO%	1	2	3	OT	TS	+/-	1	2	3	OT	TOT	SHF	AVG
20	D	HARLEY Thomas	0	0	0	0	0	0	0	0.00	0	3	0		3	0	7:19	6:14	7:11		20:44	29	0:42
24	F	JARVIS Seth	0	0	0	0	0	0	0	0.00	0	1	0		1	0	4:12	2:54	1:42		8:48	11	0:48
29	F	MackINNON Nathan +A	1	0	1	0	10	10	0	50.00	1	1	2		4	-1	5:24	8:04	8:23		21:51	27	0:48
55	D	PARAYKO Colton	0	0	0	0	0	0	0	0.00	0	0	0		0	0	6:01	4:39	4:32		15:12	28	0:32
6	D	SANHEIM Travis	0	1	1	0	0	0	0	0.00	2	0	1		3	+1	4:40	3:42	4:16		12:38	21	0:36
10	F	SUZUKI Nick	0	0	0	0	5	5	0	50.00	0	0	0		0	0	5:31	3:44	5:21		14:36	21	0:41
61	F	STONE Mark	0	0	0	0	0	0	0	0.00	0	0	0		0	0	4:31	4:58	4:43		14:12	19	0:44
89	D	DOUGHTY Drew	0	0	0	0	0	0	0	0.00	0	1	0		1	0	3:43	2:44	1:26		7:53	12	0:39
93	F	MARNER Mitch	0	0	0	0	0	0	0	0.00	0	0	2		2	0	4:39	4:19	4:53		13:51	20	0:41
9	F	BENNETT Sam	0	0	0	2	5	7	-2	41.67	1	0	1		2	+1	3:04	3:55	3:32		10:31	21	0:30
27	D	THEODORE Shea	1	0	1	0	0	0	0	0.00	0	0	2		2	+1	2:20	5:02	3:55		11:17	15	0:45
38	F	HAGEL Brandon	0	0	0	0	0	0	0	0.00	0	0	1		1	0	2:06	2:38	2:44		7:28	12	0:37
63	F	MARCHAND Brad	0	0	0	0	0	0	0	0.00	0	0	1		1	+1	2:42	5:04	3:23		11:09	20	0:33
13	F	REINHART Sam	1	0	1	0	0	0	0	0.00	0	1	1		2	-1	1:41	2:10	2:33		6:24	13	0:29
48	GK	THOMPSON Logan	0	0	0	0					0	0	0		0								
50	GK	BINNINGTON Jordan	0	0	0	0					0	0	0		0								
<b>Total</b>			<b>3</b>	<b>6</b>	<b>9</b>	<b>2</b>	<b>28</b>	<b>33</b>	<b>-5</b>	<b>45.90</b>	<b>8</b>	<b>14</b>	<b>17</b>		<b>39</b>								

Team : FIN (White)																							
Head Coach : PENNANEN Antti										Shots on Goal				Time on Ice									
No.	Pos.	Name	G	A	P	PIM	FO+	FO-	FO+/-	FO%	1	2	3	OT	TS	+/-	1	2	3	OT	TOT	SHF	AVG
20	F	AHO Sebastian +A	0	1	1	2	8	8	0	50.00	0	0	2		2	0	5:29	5:40	5:42		16:51	25	0:40
23	D	LINDELL Esa	0	0	0	0	0	0	0	0.00	0	0	0		0	-1	7:28	10:25	7:28		25:21	27	0:56
41	D	HEISKANEN Miro	0	0	0	0	0	0	0	0.00	0	0	1		1	-1	8:42	9:59	8:52		27:33	28	0:59
62	F	LEHKONEN Artturi	0	0	0	0	0	0	0	0.00	1	0	0		1	0	5:55	4:40	5:40		16:15	25	0:39
96	F	RANTANEN Mikko +A	1	0	1	0	0	0	0	0.00	2	0	0		2	0	5:43	4:40	5:46		16:09	25	0:38
24	F	HINTZ Roope	0	0	0	0	8	7	1	53.33	1	0	0		1	0	5:22	6:18	6:15		17:55	24	0:44
55	D	RISTOLAINEN Rasmus	0	0	0	0	0	0	0	0.00	0	0	0		0	+1	5:37	5:19	9:41		20:37	28	0:44
64	F	GRANLUND Mikael +C	0	0	0	0	0	0	0	0.00	0	0	0		0	0	5:34	5:53	6:17		17:44	23	0:46
77	D	MIKKOLA Niko	0	0	0	2	0	0	0	0.00	0	0	0		0	+1	6:20	5:57	6:21		18:38	27	0:41
86	F	TERAVAINEN Teuvo	0	0	0	0	0	0	0	0.00	0	0	0		0	0	5:53	6:00	6:53		18:46	25	0:45
3	D	MAATTA Olli	0	0	0	0	0	0	0	0.00	0	0	0		0	0	4:50	4:26	4:12		13:28	20	0:40
15	F	LUNDELL Anton	0	0	0	2	12	9	3	57.14	2	1	2		5	0	4:52	4:22	6:53		16:07	23	0:42
27	F	LUOSTARINEN Eetu	0	0	0	0	0	0	0	0.00	0	0	0		0	-1	5:01	5:38	6:22		17:01	25	0:40
33	D	MATINPALO Nikolas	0	0	0	0	0	0	0	0.00	0	0	0		0	0	1:39	0:00	0:00		1:39	4	0:24
84	F	KAKKO Kaapo	0	0	0	0	0	0	0	0.00	0	0	1		1	0	5:06	3:57	4:09		13:12	23	0:34
10	D	JOKIHARJU Henri	0	0	0	0	0	0	0	0.00	2	1	0		3	0	3:34	3:54	2:51		10:19	16	0:38
40	F	ARMIA Joel	0	1	1	0	0	0	0	0.00	0	0	0		0	0	4:50	4:33	2:19		11:42	20	0:35
56	F	HAULA Erik	1	0	1	0	5	4	1	55.56	0	1	0		1	0	4:03	4:02	1:11		9:16	17	0:32
94	F	KIVIRANTA Joel	0	0	0	0	0	0	0	0.00	0	0	0		0	0	3:56	1:27	1:00		6:23	10	0:38
91	F	KAPANEN Oliver	0	0	0	0	0	0	0	0.00	0	0	0		0	0	0:00	0:00	0:00		0:00	0	0:00
70	GK	KORPISALO Joonas	0	0	0	0					0	0	0		0								
74	GK	SAROS Juuse	0	0	0	0					0	0	0		0								
<b>Total</b>			<b>2</b>	<b>2</b>	<b>4</b>	<b>6</b>	<b>33</b>	<b>28</b>	<b>5</b>	<b>54.10</b>	<b>8</b>	<b>3</b>	<b>6</b>		<b>17</b>								



Legend:							
<b>(G)</b>	Goals in tournament	*	Does not count for Plus/minus	<b>+/-</b>	Plus/minus net	<b>+A</b>	Alternate Captain
<b>+C</b>	Captain	<b>A</b>	Assists	<b>AVG</b>	Average time on ice / shift	<b>D</b>	Defender
<b>EQ</b>	Equal strength	<b>ET/Res</b>	Penalty end time/Result of game	<b>F</b>	Forward	<b>FO%</b>	% Face-offs won
<b>FO+</b>	Face-offs won	<b>FO-</b>	Face-offs lost	<b>FO+/-</b>	Face-offs net	<b>G</b>	Goals
<b>GK</b>	Goalkeeper	<b>MIP</b>	Minutes in play (GK)	<b>No.</b>	Jersey number	<b>OT</b>	Overtime
<b>P</b>	Points	<b>PIM</b>	Penalties in minutes	<b>Pos.</b>	Position	<b>PP1</b>	Power play - 1 player
<b>PPG</b>	Power play goals	<b>SH1</b>	Shorthanded - 1 player	<b>SHF</b>	Number of shifts	<b>SHG</b>	Shorthanded goals
<b>SOG</b>	Shots on goal	<b>SVS</b>	Saves	<b>TOT</b>	Total	<b>TPP</b>	Time on power play
<b>TS</b>	Total shots						



Shot Chart

Tabella azioni di tiro / Analyse des tirs

CAN - FIN

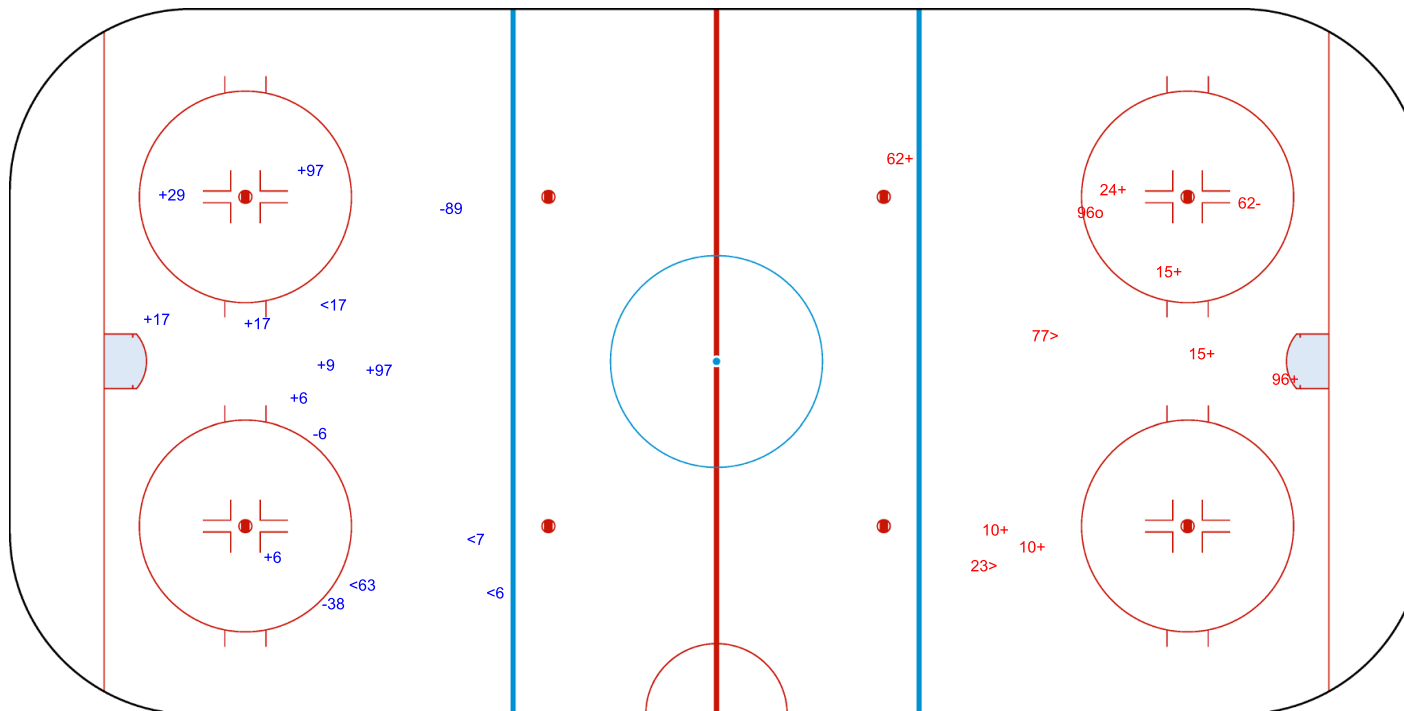
Shots by CAN  
Goal (o): 0  
Block (<): 4  
Save (+): 8  
Miss (-): 3



GK 74 of FIN



1st Period



Shots by FIN  
Goal (o): 1  
Block (>): 2  
Save (+): 7  
Miss (-): 1



GK 50 of CAN



# Milano Santagiulia Ice Hockey

FRI 20 FEB 2026

Start Time 16:40

Ice Hockey  
Hockey su ghiaccio / Hockey sur glace

Men  
Uomini / Hommes

## Play-offs Semifinals, Game 27

Semifinali play off, Partita 27 / Phase finale, demi-finales, Match 27



Shots by FIN  
Goal (o): 1  
Block (<): 0  
Save (+): 2  
Miss (-): 2



GK 50 of CAN



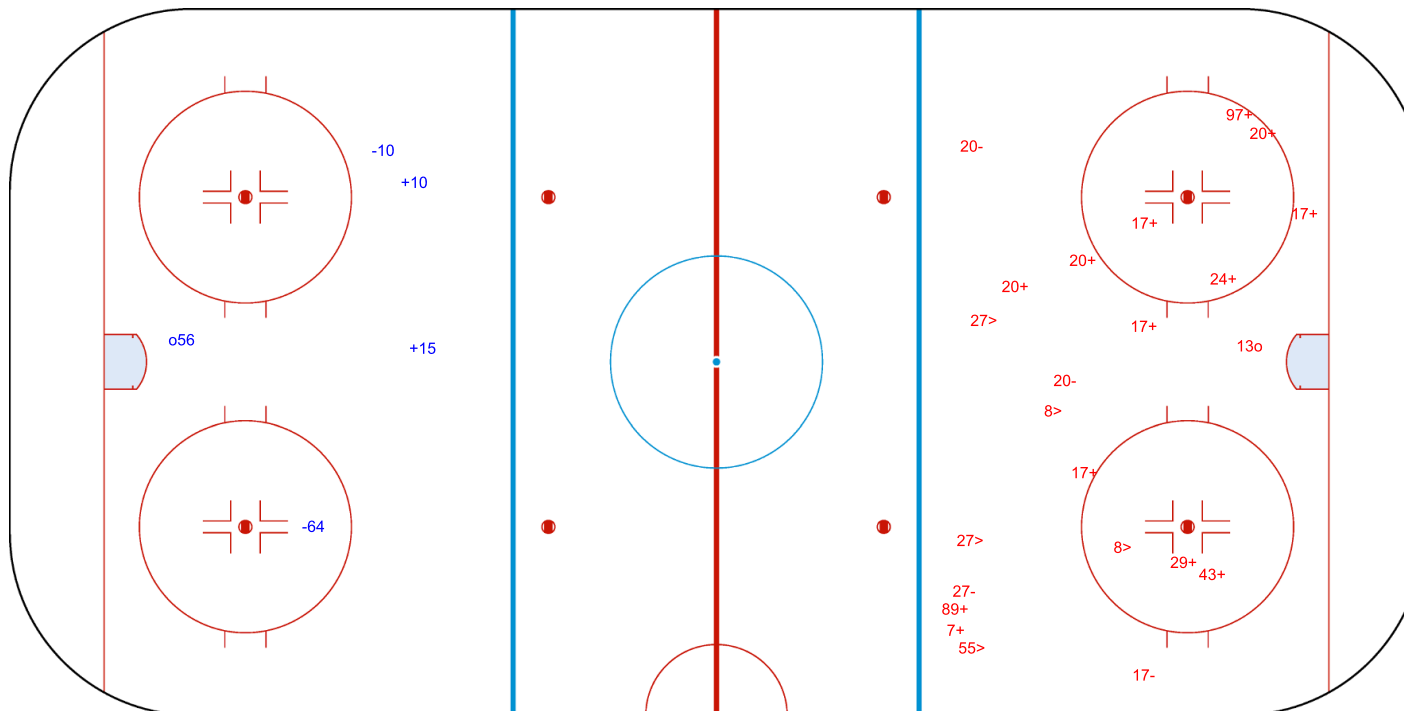
2nd Period



Shots by CAN  
Goal (o): 1  
Block (>): 5  
Save (+): 13  
Miss (-): 4




GK 74 of FIN



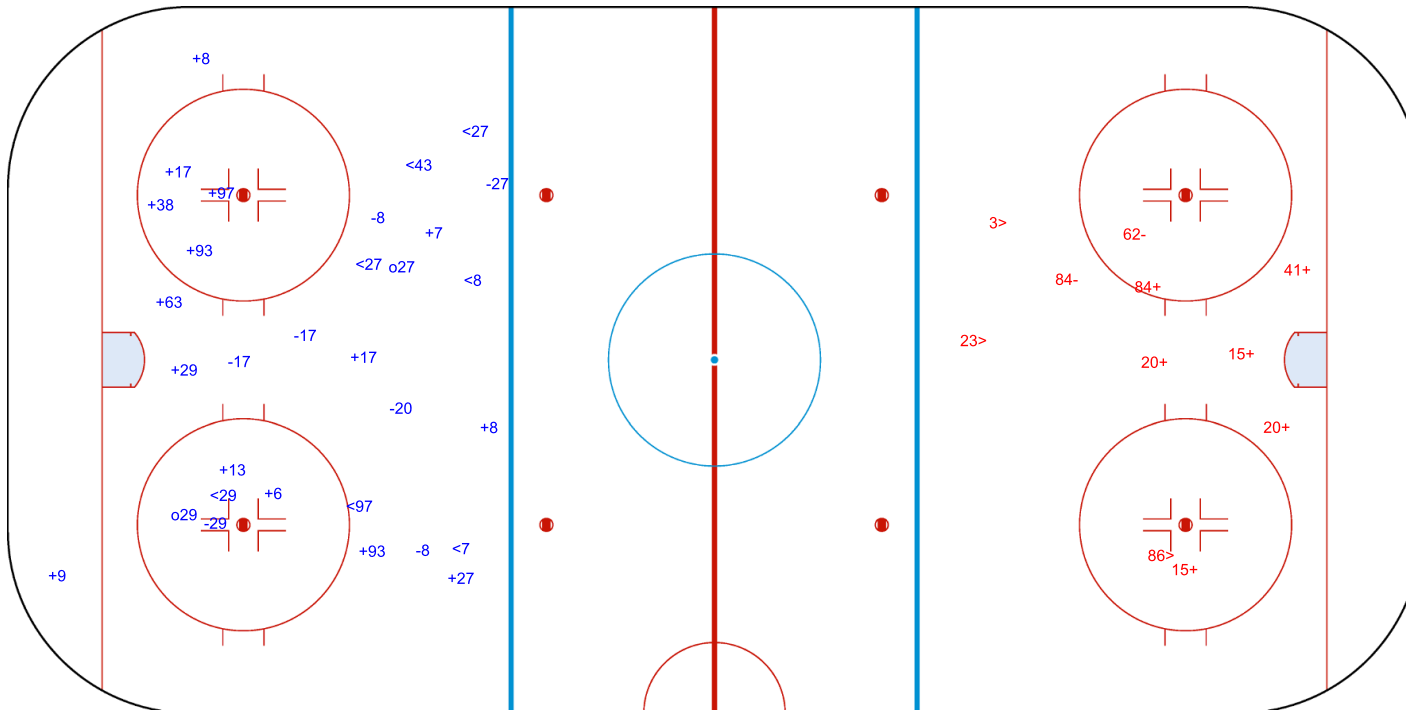


Shots by CAN  
Goal (o): 2  
Block (<): 7  
Save (+): 15  
Miss (-): 7



GK 74 of FIN

FIN → 3rd Period ← CAN



Shots by FIN  
Goal (o): 0  
Block (>): 3  
Save (+): 6  
Miss (-): 2



GK 50 of CAN

Legend: GK Goalkeeper



### Face-off Chart

Tabella ingaggi / Statistiques des mises en jeu

#### CAN - FIN

##### 1st PERIOD

	CAN		FIN		CAN		FIN		Total wins all zones	
	Def. zone	Att. zone	Neutral zone	Neutral zone	Att. zone	Def. zone	Att. zone	Def. zone		
	+ 97	- 24	- 9	+ 15	- 29	+ 24				
	+ 29	- 20	- 10	+ 56	- 9	+ 15				
	- 10	+ 20	- 97	+ 20	- 97	+ 15				
	- 14	+ 20	- 97	+ 56	+ 29	- 56				
	+ 97	- 24	+ 97	- 24						
			- 97	+ 24						
Total wins / period	3 / 60%	2 / 40%	1 / 17%	5 / 83%	1 / 25%	3 / 75%	5 / 33%	10 / 67%		

##### 2nd PERIOD

	CAN		FIN		CAN		FIN		Total wins all zones	
	Def. zone	Att. zone	Neutral zone	Neutral zone	Att. zone	Def. zone	Att. zone	Def. zone		
	- 29	+ 20	+ 9	- 15	+ 9	- 15				
	- 14	+ 20	- 14	+ 15	- 97	+ 56				
	+ 97	- 15	- 10	+ 56	+ 29	- 56				
	+ 10	- 20	+ 10	- 20	- 29	+ 15				
			+ 10	- 20	- 9	+ 20				
					+ 97	- 15				
					- 97	+ 24				
					+ 29	- 24				
					+ 29	- 56				
					+ 14	- 20				
					- 29	+ 56				
					- 29	+ 24				
					- 10	+ 15				
Total wins / period	2 / 50%	2 / 50%	3 / 60%	2 / 40%	6 / 46%	7 / 54%	11 / 50%	11 / 50%		

##### 3rd PERIOD

	CAN		FIN		CAN		FIN		Total wins all zones	
	Def. zone	Att. zone	Neutral zone	Neutral zone	Att. zone	Def. zone	Att. zone	Def. zone		
	+ 10	- 20	- 9	+ 15	+ 29	- 24				
	- 14	+ 24	- 29	+ 24	+ 29	- 20				
	- 29	+ 15	+ 14	- 15	+ 10	- 15				
	+ 9	- 15	+ 97	- 24	+ 29	- 15				
	- 29	+ 20	- 9	+ 15	+ 9	- 56				
	+ 9	- 20	- 9	+ 15	- 29	+ 24				
			- 10	+ 20	- 9	+ 15				
					+ 29	- 24				
					- 97	+ 24				
					- 29	+ 15				
					+ 29	- 15				
Total wins / period	3 / 50%	3 / 50%	2 / 29%	5 / 71%	7 / 64%	4 / 36%	12 / 50%	12 / 50%		



TOTAL

Total wins / game	CAN		FIN		CAN		FIN		Total wins all zones	
	Def. zone	Att. zone	Neutral zone		Att. zone	Def. zone	CAN	FIN	CAN	FIN
	8 / 53%	7 / 47%	6 / 33%	12 / 67%	14 / 50%	14 / 50%	28 / 46%	33 / 54%		

HEAD TO HEAD

	No.	FIN				Tot.	wins CAN	Dz	Nz	Az
		15	20	24	56					
CAN	9	3 - 6	1 - 1		1 - 0	12	5 42%	2 100%	1 20%	2 40%
	10	1 - 1	4 - 2		0 - 2	10	5 50%	2 67%	2 40%	1 50%
	14	1 - 1	1 - 2	0 - 1		6	2 33%	0 0%	1 50%	1 100%
	29	2 - 3	2 - 2	3 - 4	3 - 1	20	10 50%	1 25%	0 0%	9 60%
	97	2 - 1	0 - 1	4 - 3	0 - 2	13	6 46%	3 100%	2 40%	1 20%
	<b>Tot.</b>		21	16	15	9	28 46%	8 53%	6 33%	14 50%
<b>wins FIN</b>		12 57%	8 50%	8 53%	5 56%	33 54%				
<b>Dz</b>		6 55%	1 33%	5 63%	2 33%	14 50%				
<b>Nz</b>		5 71%	2 50%	2 50%	3 100%	12 67%				
<b>Az</b>		1 33%	5 56%	1 33%		7 47%				

<b>Legend:</b>	<b>Att.</b> Attacking	<b>Az</b> Attacking zone	<b>Def.</b> Defending	<b>Dz</b> Defending zone
<b>No.</b> Jersey number	<b>Nz</b> Neutral zone	<b>Tot.</b> Total face-offs played		



## Line-Ups

Formazioni / Composition des equipes

### USA - SVK

#### Referees

19 DWYER Gord (CAN), 5 ROONEY Chris (USA)

#### Goalkeepers

Team: USA

No.	Name
30	OETTINGER Jake
37	HELLEBUYCK Connor

#### Team Line-ups

Team: USA (White)

No.	Pos.	Name
25	D	McAVOY Charlie +A
43	D	HUGHES Quinn
7	F	TKACHUK Brady
9	F	EICHEL Jack
19	F	TKACHUK Matthew +A
14	D	FABER Brock
74	D	SLAVIN Jaccob
12	F	BOLDY Matt
34	F	MATTHEWS Auston +C
59	F	GUENTZEL Jake
8	D	WERENSKI Zach
85	D	SANDERSON Jake
21	F	LARKIN Dylan
72	F	THOMPSON Tage
86	F	HUGHES Jack
15	D	HANIFIN Noah
10	F	MILLER JT
16	F	TROCHECK Vincent
29	F	NELSON Brock
91	F	KELLER Clayton

Head Coach: SULLIVAN Mike

#### NOT DRESSED:

1	GK	SWAYMAN Jeremy
2	D	LaCOMBE Jackson
81	F	CONNOR Kyle

#### Linespersons

50 CHERREY Scott (CAN), 66 HAUTAMAKI Onni (FIN)

Team: SVK

No.	Name
31	HLAVAJ Samuel
33	SKORVANEK Stanislav

Team: SVK (Blue)

No.	Pos.	Name
17	D	NEMEC Simon
42	D	FEHERVARY Martin +A
20	F	SLAFKOVSKY Juraj
21	F	RUZICKA Adam
90	F	TATAR Tomas +C
28	D	GERNAT Martin
81	D	CERNAK Erik +A
11	F	KELEMEN Milos
76	F	POSPISIL Martin
84	F	REGENDA Pavol
14	D	CERESNAK Peter
52	D	MARINCIN Martin
8	F	OKULIAR Oliver
15	F	DVORSKY Dalibor
79	F	HUDACEK Libor
64	D	KOCH Patrik
23	F	LISKA Adam
49	F	TAKAC Samuel
91	F	SUKEL Matus
6	F	CINGEL Lukas

Head Coach: ORSZAGH Vladimir

#### NOT DRESSED:

29	D	IVAN Michal
30	GK	GAJAN Adam
34	F	CEHLARIK Peter

#### Legend:

<b>+A</b>	Alternate Captain	<b>+C</b>	Captain	<b>D</b>	Defender	<b>F</b>	Forward
<b>No.</b>	Jersey number	<b>Pos.</b>	Position				



## Graphical Line-ups

Schema grafico formazioni / Alignments

### USA - SVK

**Referees**

19 DWYER Gord (CAN), 5 ROONEY Chris (USA)

**Linespersons**

50 CHERREY Scott (CAN), 66 HAUTAMAKI Onni (FIN)

**Team:** USA - United States of America (White)

**Head Coach:** SULLIVAN Mike

S1 37 HELLEBUYCK Connor		
30 OETTINGER Jake		
S4 7 TKACHUK Brady	S5 9 EICHEL Jack	S6 19 TKACHUK Matthew +A
S3 43 HUGHES Quinn	S2 25 McAVOY Charlie +A	
59 GUENTZEL Jake	34 MATTHEWS Auston +C	12 BOLDY Matt
74 SLAVIN Jaccob		14 FABER Brock
86 HUGHES Jack	21 LARKIN Dylan	72 THOMPSON Tage
8 WERENSKI Zach		85 SANDERSON Jake
10 MILLER JT	29 NELSON Brock	16 TROCHECK Vincent
15 HANIFIN Noah		
91 KELLER Clayton		

**Team:** SVK - Slovakia (Blue)

**Head Coach:** ORSZAGH Vladimir

S1 31 HLAVAJ Samuel		
33 SKORVANEK Stanislav		
S4 20 SLAFKOVSKY Juraj	S5 21 RUZICKA Adam	S6 90 TATAR Tomas +C
S3 42 FEHERVARY Martin +A	S2 17 NEMEC Simon	
11 KELEMEN Milos	76 POSPISIL Martin	84 REGENDA Pavol
28 GERNAT Martin		81 CERNAK Erik +A
8 OKULIAR Oliver	15 DVORSKY Dalibor	79 HUDACEK Libor
52 MARINCIN Martin		14 CERESNAK Peter
23 LISKA Adam	91 SUKEL Matus	49 TAKAC Samuel
64 KOCH Patrik		
	6 CINGEL Lukas	

**Legend:**

+A Alternate Captain      +C Captain      Sn Starting position



## Game Summary

Tabella riassuntiva partita / Resume du match

**USA - SVK 6 - 2 (2 - 0 , 3 - 0 , 1 - 2)**

Spectators	Referees	Linespersons
11240	19 DWYER Gord (CAN) , 5 ROONEY Chris (USA)	50 CHERREY Scott (CAN) , 66 HAUTAMAKI Onni (FIN)

### Team Statistics

Period	Score	SVS	SOG	PIM	TPP	PPG	SHG
1	2 : 0	8 : 9	11 : 8	4 : 2	0:17 : 4:00	1 : 0	0 : 0
2	3 : 0	5 : 12	15 : 5	4 : 8	5:01 : 2:38	0 : 0	0 : 0
3	1 : 2	9 : 12	13 : 11	22 : 10	1:37 : 1:43	0 : 0	0 : 0
<b>Total</b>	<b>6 : 2</b>	<b>22 : 33</b>	<b>39 : 24</b>	<b>30 : 20</b>	<b>6:55 : 8:21</b>	<b>1 : 0</b>	<b>0 : 0</b>

### 1st Period

Action	Time	ET/Res	Team	Type	No.	Name	(G)	Name of Assistant(s) / Action Description
GK	00:00		SVK		31	HLAVAJ S		- Goalkeeper in
GK	00:00		USA		37	HELLEBUYCK C		- Goalkeeper in
<b>Goal</b>	<b>04:19</b>	<b>1 : 0</b>	<b>USA</b>	<b>EQ</b>	<b>21</b>	<b>LARKIN D</b>	(2)	8 WERENSKI Z On Ice USA 37 8 21 72 74 86 72 THOMPSON T SVK 31 14 23 49 64 91
Penalty	08:51	10:51	USA	2 min.	25	McAVOY C		- Interference on a Goalkeeper
Penalty	11:58	13:58	USA	2 min.	8	WERENSKI Z		- Delaying the Game
Penalty	19:02	19:19	SVK	2 min.	11	KELEMEN M		- Tripping
<b>Goal</b>	<b>19:19</b>	<b>2 : 0</b>	<b>USA</b>	<b>PP1</b>	<b>72</b>	<b>THOMPSON T</b>	(3)	9 EICHEL J On Ice USA 37 9 19 34 43 72 43 HUGHES Q SVK 31 42 49 81 91 *

### 2nd Period

Action	Time	ET/Res	Team	Type	No.	Name	(G)	Name of Assistant(s) / Action Description
Penalty	20:31	22:31	SVK	2 min.	42	FEHERVARY M		- Roughing
Penalty	21:09	23:09	USA	2 min.	34	MATTHEWS A		- Hooking
Penalty	25:28	27:28	USA	2 min.	25	McAVOY C		- High Sticking
Penalty	28:29	30:29	SVK	2 min.	42	FEHERVARY M		- Holding
<b>Goal</b>	<b>32:14</b>	<b>3 : 0</b>	<b>USA</b>	<b>EQ</b>	<b>86</b>	<b>HUGHES J</b>	(2)	8 WERENSKI Z On Ice USA 37 8 9 10 14 86 SVK 31 20 21 42 52 90
<b>Goal</b>	<b>32:33</b>	<b>4 : 0</b>	<b>USA</b>	<b>EQ</b>	<b>9</b>	<b>EICHEL J</b>	(2)	7 TKACHUK B On Ice USA 37 7 9 14 19 74 19 TKACHUK M SVK 31 8 15 28 79 81
GK	32:33		SVK		33	SKORVANEK S		- Goalkeeper in
Penalty	36:20	38:20	SVK	2 min.	8	OKULIAR O		- Cross-Checking
<b>Goal</b>	<b>38:24</b>	<b>5 : 0</b>	<b>USA</b>	<b>EQ</b>	<b>86</b>	<b>HUGHES J</b>	(3)	8 WERENSKI Z On Ice USA 37 7 8 12 59 86 12 BOLDY M SVK 33 8 14 52 84 91
Penalty	39:37	41:37	SVK	2 min.	64	KOCH P		- Interference

### 3rd Period

Action	Time	ET/Res	Team	Type	No.	Name	(G)	Name of Assistant(s) / Action Description
<b>Goal</b>	<b>44:55</b>	<b>5 : 1</b>	<b>SVK</b>	<b>EQ</b>	<b>20</b>	<b>SLAFKOVSKY J</b>	(4)	21 RUZICKA A On Ice USA 37 7 9 19 25 43 42 FEHERVARY M SVK 33 14 20 21 42 90
<b>Goal</b>	<b>50:52</b>	<b>6 : 1</b>	<b>USA</b>	<b>EQ</b>	<b>7</b>	<b>TKACHUK B</b>	(3)	16 TROCHECK V On Ice USA 37 7 9 14 15 16 15 HANIFIN N SVK 33 17 20 21 42 90
<b>Goal</b>	<b>53:17</b>	<b>6 : 2</b>	<b>SVK</b>	<b>EQ</b>	<b>84</b>	<b>REGENDA P</b>	(3)	11 KELEMEN M On Ice USA 37 21 43 85 86 91 42 FEHERVARY M SVK 33 11 21 42 52 84
Penalty	58:17	60:00	USA	10 min.	19	TKACHUK M		- Unsportsmanlike Conduct
Penalty	58:17	60:00	SVK	10 min.	81	CERNAK E		- Unsportsmanlike Conduct
Penalty	58:17	60:00	USA	2 min.	7	TKACHUK B		- Roughing / Served by: 91 KELLER C
Penalty	58:17	60:00	USA	10 min.	7	TKACHUK B		- Unsportsmanlike Conduct
GK	60:00		USA					37 HELLEBUYCK C - Goalkeeper out
GK	60:00		SVK					33 SKORVANEK S - Goalkeeper out





Head Coach : ORSZAGH Vladimir										Shots on Goal				Time on Ice									
No.	Pos.	Name	G	A	P	PIM	FO+	FO-	FO+/-	FO%	1	2	3	OT	TS	+/-	1	2	3	OT	TOT	SHF	AVG
31	GK	HLAVAJ Samuel	0	0	0	0					0	0	0		0								
33	GK	SKORVANEK Stanislav	0	0	0	0					0	0	0		0								
<b>Total</b>			<b>2</b>	<b>4</b>	<b>6</b>	<b>20</b>	<b>19</b>	<b>37</b>	<b>-18</b>	<b>33.93</b>	<b>8</b>	<b>5</b>	<b>11</b>		<b>24</b>								

Legend:							
<b>(G)</b>	Goals in tournament	*	Does not count for Plus/minus	<b>+/-</b>	Plus/minus net	<b>+A</b>	Alternate Captain
<b>+C</b>	Captain	<b>A</b>	Assists	<b>AVG</b>	Average time on ice / shift	<b>D</b>	Defender
<b>EQ</b>	Equal strength	<b>ET/Res</b>	Penalty end time/Result of game	<b>F</b>	Forward	<b>FO%</b>	% Face-offs won
<b>FO+</b>	Face-offs won	<b>FO-</b>	Face-offs lost	<b>FO+/-</b>	Face-offs net	<b>G</b>	Goals
<b>GK</b>	Goalkeeper	<b>MIP</b>	Minutes in play (GK)	<b>No.</b>	Jersey number	<b>OT</b>	Overtime
<b>P</b>	Points	<b>PIM</b>	Penalties in minutes	<b>Pos.</b>	Position	<b>PP1</b>	Power play - 1 player
<b>PPG</b>	Power play goals	<b>SHF</b>	Number of shifts	<b>SHG</b>	Shorthanded goals	<b>SOG</b>	Shots on goal
<b>SVS</b>	Saves	<b>TOT</b>	Total	<b>TPP</b>	Time on power play	<b>TS</b>	Total shots



Shot Chart

Tabella azioni di tiro / Analyse des tirs

USA - SVK




1st Period



Shots by USA

Goal (o): 2 Save (+): 9

Block (<): 5 Miss (-): 4



GK 31 of SVK

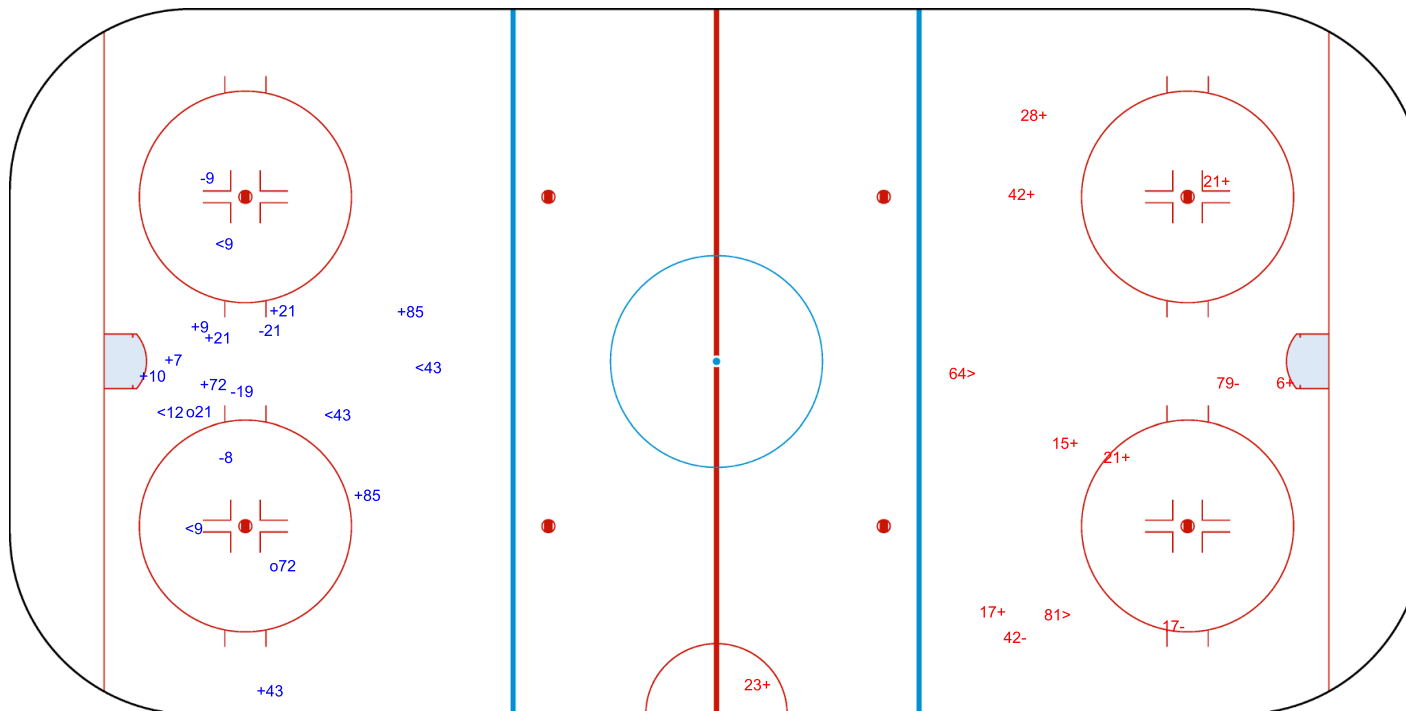
Shots by SVK

Goal (o): 0 Save (+): 8

Block (>): 2 Miss (-): 3



GK 37 of USA





Milano Santagiulia Ice Hockey

FRI 20 FEB 2026

Start Time 21:10

Ice Hockey  
Hockey su ghiaccio / Hockey sur glace

Men  
Uomini / Hommes

Play-offs Semifinals, Game 28

Semifinali play off, Partita 28 / Phase finale, demi-finales, Match 28



Shots by SVK

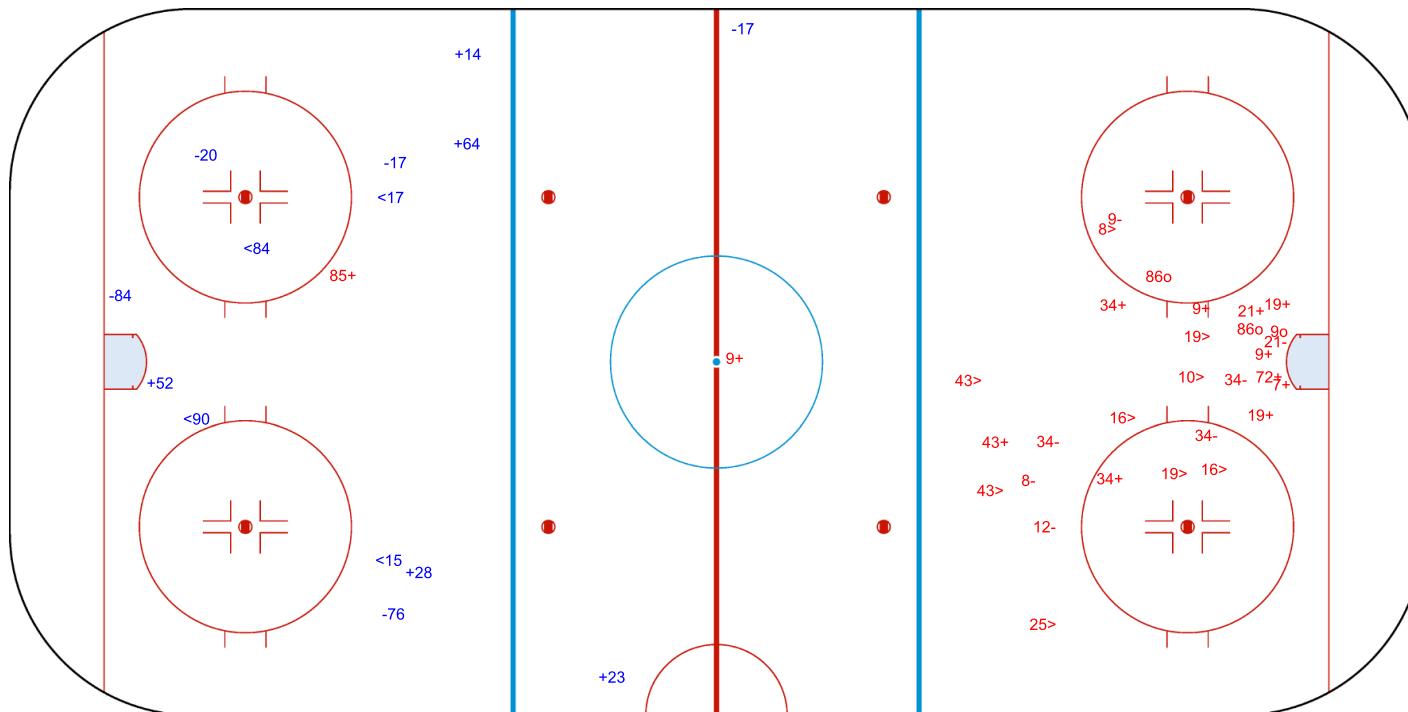
Goal (o): 0      Save (+): 5  
Block (<): 4      Miss (-): 5



GK 37 of USA



2nd Period




Shots by USA

Goal (o): 3      Save (+): 12  
Block (>): 9      Miss (-): 7



GK 31 of SVK



GK 33 of SVK



Shots by USA

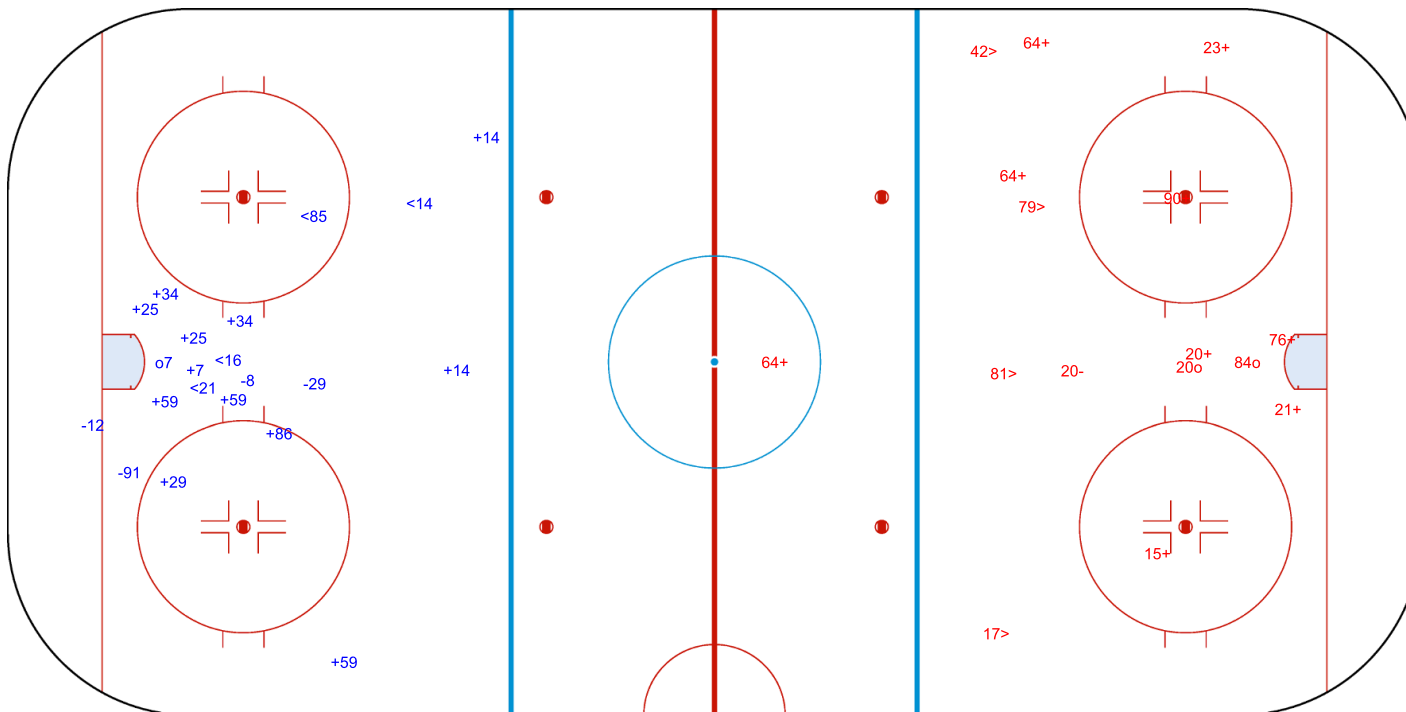
Goal (o): 1      Save (+): 12  
Block (<): 4      Miss (-): 4



GK 33 of SVK



3rd Period



Shots by SVK

Goal (o): 2      Save (+): 9  
Block (>): 4      Miss (-): 1



GK 37 of USA

Legend: GK Goalkeeper



### Face-off Chart

Tabella ingaggi / Statistiques des mises en jeu

#### USA - SVK

#### 1st PERIOD

	USA		SVK		USA		SVK		Total wins all zones	
	Def. zone	Att. zone	Neutral zone	Neutral zone	Att. zone	Def. zone	Att. zone	Def. zone	USA	SVK
	- 34	+ 21	- 9	+ 21	+ 7	- 76				
	+ 29	- 15	- 21	+ 15	+ 9	- 76				
	+ 34	- 21	+ 21	- 21	+ 21	- 21				
	- 29	+ 15	+ 9	- 15	- 21	+ 76				
	- 29	+ 79	+ 34	- 21	+ 72	- 76				
	+ 16	- 15			- 34	+ 21				
	+ 16	- 15			+ 34	- 91				
	+ 16	- 15								
	+ 10	- 21								
Total wins / period	6 / 67%	3 / 33%	3 / 60%	2 / 40%	5 / 71%	2 / 29%			14 / 67%	7 / 33%

#### 2nd PERIOD

	USA		SVK		USA		SVK		Total wins all zones	
	Def. zone	Att. zone	Neutral zone	Neutral zone	Att. zone	Def. zone	Att. zone	Def. zone	USA	SVK
	- 16	+ 91	- 9	+ 21	+ 34	- 6				
	- 21	+ 76	- 9	+ 15	- 21	+ 21				
	+ 34	- 21	+ 29	- 76	+ 34	- 6				
	- 16	+ 21	- 9	+ 15	+ 34	- 6				
	+ 7	- 91	+ 34	- 21	- 34	+ 6				
			+ 29	- 21						
Total wins / period	2 / 40%	3 / 60%	3 / 50%	3 / 50%	3 / 60%	2 / 40%			8 / 50%	8 / 50%

#### 3rd PERIOD

	USA		SVK		USA		SVK		Total wins all zones	
	Def. zone	Att. zone	Neutral zone	Neutral zone	Att. zone	Def. zone	Att. zone	Def. zone	USA	SVK
	+ 34	- 15	+ 21	- 6	+ 29	- 76				
	+ 16	- 21	+ 9	- 6	- 34	+ 21				
	+ 16	- 15	+ 21	- 76	+ 34	- 21				
	+ 16	- 21	- 34	+ 91	+ 34	- 91				
	+ 16	- 15	+ 9	- 91	+ 34	- 91				
			+ 16	- 21	- 16	+ 21				
			+ 9	- 91						
			- 9	+ 91						
Total wins / period	5 / 100%	0 / 0%	6 / 75%	2 / 25%	4 / 67%	2 / 33%			15 / 79%	4 / 21%

#### TOTAL

	USA		SVK		USA		SVK		Total wins all zones	
	Def. zone	Att. zone	Neutral zone	Neutral zone	Att. zone	Def. zone	Att. zone	Def. zone	USA	SVK
Total wins / game	13 / 68%	6 / 32%	12 / 63%	7 / 37%	12 / 67%	6 / 33%			37 / 66%	19 / 34%



HEAD TO HEAD

		SVK									
No.	6	15	21	76	79	91	Tot.	wins USA	Dz	Nz	Az
USA	7			1 - 0		1 - 0	2	2 100%	1 100%		1 100%
	9	1 - 0	1 - 2	0 - 2	1 - 0		10	5 50%		4 44%	1 100%
	10			1 - 0			1	1 100%	1 100%		
	16		5 - 0	3 - 2			11	8 73%	7 78%	1 100%	0 0%
	21	1 - 0	0 - 1	2 - 1	1 - 2		8	4 50%	0 0%	3 75%	1 33%
	29		1 - 1	1 - 0	2 - 0	0 - 1	6	4 67%	1 33%	2 100%	1 100%
	34	3 - 1	1 - 0	5 - 3			17	12 71%	3 75%	2 67%	7 70%
	72				1 - 0		1	1 100%			1 100%
<b>Tot.</b>	6	12	20	8	1	9	56	37 66%	13 68%	12 63%	12 67%
<b>wins SVK</b>	1 17%	4 33%	8 40%	2 25%	1 100%	3 33%	19 34%				
<b>Dz</b>	1 25%		4 67%	1 20%		0 0%	6 33%				
<b>Nz</b>	0 0%	3 75%	2 29%	0 0%		2 50%	7 37%				
<b>Az</b>		1 13%	2 29%	1 100%	1 100%	1 50%	6 32%				

Legend:

<b>Att.</b>	Attacking	<b>Az</b>	Attacking zone	<b>Def.</b>	Defending	<b>Dz</b>	Defending zone
<b>No.</b>	Jersey number	<b>Nz</b>	Neutral zone	<b>Tot.</b>	Total face-offs played		



## Line-Ups

Formazioni / Composition des equipes

### SVK - FIN

#### Referees

18 CAMPBELL Michael (CAN), 28 HOLM Mikael (SWE)

#### Goalkeepers

Team: SVK

No.	Name
31	HLAVAJ Samuel
33	SKORVANEK Stanislav

#### Team Line-ups

Team: SVK (Blue)

No.	Pos.	Name
17	D	NEMEC Simon
42	D	FEHERVARY Martin +A
20	F	SLAFKOVSKY Juraj
21	F	RUZICKA Adam
90	F	TATAR Tomas +C
28	D	GERNAT Martin
81	D	CERNAK Erik +A
6	F	CINGEL Lukas
11	F	KELEMEN Milos
84	F	REGENDA Pavol
14	D	CERESNAK Peter
52	D	MARINCIN Martin
8	F	OKULIAR Oliver
15	F	DVORSKY Dalibor
79	F	HUDACEK Libor
64	D	KOCH Patrik
23	F	LISKA Adam
34	F	CEHLARIK Peter
91	F	SUKEL Matus
49	F	TAKAC Samuel

Head Coach: ORSZAGH Vladimir

#### NOT DRESSED:

29	D	IVAN Michal
30	GK	GAJAN Adam
76	F	POSPISIL Martin

#### Linespersons

64 HYNEK Daniel (CZE), 60 SUCHANEK Libor (CZE)

Team: FIN

No.	Name
32	LANKINEN Kevin
74	SAROS Juuse

Team: FIN (White)

No.	Pos.	Name
23	D	LINDELL Esa
41	D	HEISKANEN Miro +A
20	F	AHO Sebastian +A
62	F	LEHKONEN Artturi
91	F	KAPANEN Oliver
55	D	RISTOLAINEN Rasmus
77	D	MIKKOLA Niko
24	F	HINTZ Roope
64	F	GRANLUND Mikael +C
86	F	TERAVAINEN Teuvo
3	D	MAATTA Olli
10	D	JOKIHARJU Henri
15	F	LUNDELL Anton
27	F	LUOSTARINEN Eetu
84	F	KAKKO Kaapo
33	D	MATINPALO Nikolas
28	F	TOLVANEN Eeli
40	F	ARMIA Joel
56	F	HAULA Erik
94	F	KIVIRANTA Joel

Head Coach: PENNANEN Antti

#### NOT DRESSED:

4	D	LEHTONEN Mikko
70	GK	KORPISALO Joonas
96	F	RANTANEN Mikko

#### Legend:

<b>+A</b>	Alternate Captain	<b>+C</b>	Captain	<b>D</b>	Defender	<b>F</b>	Forward
<b>No.</b>	Jersey number	<b>Pos.</b>	Position				



## Graphical Line-ups

Schema grafico formazioni / Alignments

### SVK - FIN

**Referees**

18 CAMPBELL Michael (CAN), 28 HOLM Mikael (SWE)

**Linespersons**

64 HYNEK Daniel (CZE), 60 SUCHANEK Libor (CZE)

**Team:** SVK - Slovakia (Blue)

**Head Coach:** ORSZAGH Vladimir

S1 31 HLAVAJ Samuel		
33 SKORVANEK Stanislav		
S4 20 SLAFKOVSKY Juraj	S5 21 RUZICKA Adam	S6 90 TATAR Tomas +C
S3 42 FEHERVARY Martin +A	S2 17 NEMEC Simon	
11 KELEMEN Milos	6 CINGEL Lukas	84 REGENDA Pavol
28 GERNAT Martin	81 CERNAK Erik +A	
8 OKULIAR Oliver	15 DVORSKY Dalibor	79 HUDACEK Libor
52 MARINCIN Martin	14 CERESNAK Peter	
23 LISKA Adam	91 SUKEL Matus	34 CEHLARIK Peter
64 KOCH Patrik		
49 TAKAC Samuel		

**Team:** FIN - Finland (White)

**Head Coach:** PENNANEN Antti

S1 74 SAROS Juuse		
32 LANKINEN Kevin		
62 LEHKONEN Artturi	20 AHO Sebastian +A	91 KAPANEN Oliver
23 LINDELL Esa	41 HEISKANEN Miro +A	
64 GRANLUND Mikael +C	24 HINTZ Roope	86 TERAVALAINEN Teuvo
77 MIKKOLA Niko	55 RISTOLAINEN Rasmus	
S5 27 LUOSTARINEN Eetu	S4 15 LUNDELL Anton	S6 84 KAKKO Kaapo
S2 3 MAATTA Olli	S3 10 JOKIHARJU Henri	
28 TOLVANEN Eeli	56 HAULA Erik	40 ARMIA Joel
	33 MATINPALO Nikolas	
94 KIVIRANTA Joel		

**Legend:**

+A Alternate Captain

+C Captain

Sn Starting position



SAT 21 FEB 2026

Start Time 20:40  
End Time 22:56

## Game Summary

Tabella riassuntiva partita / Resume du match

**SVK - FIN 1 - 6 (0 - 1 , 1 - 1 , 0 - 4)**

Spectators	Referees	Linespersons
10522	18 CAMPBELL Michael (CAN) , 28 HOLM Mikael (SWE)	64 HYNEK Daniel (CZE) , 60 SUCHANEK Libor (CZE)

### Team Statistics

Period	Score	SVS	SOG	PIM	TPP	PPG	SHG
1	0 : 1	9 : 6	6 : 10	2 : 0	0:00 : 0:26	0 : 0	0 : 0
2	1 : 1	11 : 14	15 : 12	0 : 4	4:00 : 1:34	0 : 0	0 : 0
3	0 : 4	9 : 10	10 : 13	4 : 0	0:00 : 2:40	0 : 1	0 : 0
<b>Total</b>	<b>1 : 6</b>	<b>29 : 30</b>	<b>31 : 35</b>	<b>6 : 4</b>	<b>4:00 : 4:40</b>	<b>0 : 1</b>	<b>0 : 0</b>

### 1st Period

Action	Time	ET/Res	Team	Type	No.	Name	(G)	Name of Assistant(s) / Action Description
GK	00:00		FIN		74	SAROS J		- Goalkeeper in
GK	00:00		SVK		31	HLAVAJ S		- Goalkeeper in
<b>Goal</b>	<b>07:27</b>	<b>0 : 1</b>	<b>FIN</b>	<b>EQ</b>	<b>20</b>	<b>AHO S</b>	(4)	62 LEHKONEN A On Ice SVK 31 20 21 28 81 90 41 HEISKANEN M FIN 74 10 20 41 62 91
Penalty	19:34	21:34	SVK	2 min.	8	OKULIAR O		- Holding

### 2nd Period

Action	Time	ET/Res	Team	Type	No.	Name	(G)	Name of Assistant(s) / Action Description
Penalty	23:08	25:08	FIN	2 min.	56	HAULA E		- Delaying the Game
<b>Goal</b>	<b>28:05</b>	<b>0 : 2</b>	<b>FIN</b>	<b>EQ</b>	<b>56</b>	<b>HAULA E</b>	(2)	40 ARMIA J On Ice SVK 31 8 15 17 42 84 28 TOLVANEN E FIN 74 28 40 41 56 77
Penalty	30:55	32:55	FIN	2 min.	62	LEHKONEN A		- Interference on a Goalkeeper
<b>Goal</b>	<b>39:30</b>	<b>1 : 2</b>	<b>SVK</b>	<b>EQ</b>	<b>90</b>	<b>TATAR T</b>	(2)	42 FEHERVARY M On Ice SVK 31 17 34 42 90 91 FIN 74 23 41 56 64 86

### 3rd Period

Action	Time	ET/Res	Team	Type	No.	Name	(G)	Name of Assistant(s) / Action Description
Penalty	40:39	42:39	SVK	2 min.	84	REGENDA P		- Slashing
Penalty	47:47	48:27	SVK	2 min.	21	RUZICKA A		- Tripping
<b>Goal</b>	<b>48:27</b>	<b>1 : 3</b>	<b>FIN</b>	<b>PP1</b>	<b>24</b>	<b>HINTZ R</b>	(1)	41 HEISKANEN M On Ice SVK 31 6 11 42 81 28 TOLVANEN E FIN 74 24 28 41 86 91 *
<b>Goal</b>	<b>49:09</b>	<b>1 : 4</b>	<b>FIN</b>	<b>EQ</b>	<b>84</b>	<b>KAKKO K</b>	(3)	On Ice SVK 31 8 15 17 28 79 FIN 74 10 15 55 64 84
GK	55:11		SVK					31 HLAVAJ S - Goalkeeper out
<b>Goal</b>	<b>55:32</b>	<b>1 : 5</b>	<b>FIN</b>	<b>EQ</b>	<b>40</b>	<b>ARMIA J</b>	(3)	24 HINTZ R On Ice SVK 8 15 17 20 42 84 FIN 74 23 24 40 41 56
GK	55:32		SVK		31	HLAVAJ S		- Goalkeeper in
GK	56:04		SVK					31 HLAVAJ S - Goalkeeper out
<b>Goal</b>	<b>58:42</b>	<b>1 : 6</b>	<b>FIN</b>	<b>EQ</b>	<b>56</b>	<b>HAULA E</b>	(3)	40 ARMIA J On Ice SVK 8 17 20 28 34 90 55 RISTOLAINEN R FIN 74 24 40 55 56 77
GK	58:42		SVK		31	HLAVAJ S		- Goalkeeper in
GK	60:00		SVK					31 HLAVAJ S - Goalkeeper out
GK	60:00		FIN					74 SAROS J - Goalkeeper out

### Goalkeeper Records

Team : SVK - Slovakia

No.	Name	SOG	SVS	MIP
31	HLAVAJ Samuel	33	29	57:01
33	SKORVANEK Stanislav			

Team : FIN - Finland

No.	Name	SOG	SVS	MIP
74	SAROS Juuse	31	30	60:00
32	LANKINEN Kevin			

### Game Statistics

Team : SVK (Blue)

Head Coach : ORSZAGH Vladimir										Shots on Goal				Time on Ice									
No.	Pos.	Name	G	A	P	PIM	FO+	FO-	FO+/-	FO%	1	2	3	OT	TS	+/-	1	2	3	OT	TOT	SHF	AVG
17	D	NEMEC Simon	0	0	0	0	0	0	0	0.00	0	0	1		1	-3	6:30	7:32	9:55		23:57	25	0:57



SAT 21 FEB 2026

Start Time 20:40  
End Time 22:56

Bronze Medal Game, Game 29

Partita per la medaglia di bronzo, Partita 29 / Match medaille de bronze, Match 29

Head Coach : ORSZAGH Vladimir										Shots on Goal				Time on Ice									
No.	Pos.	Name	G	A	P	PIM	FO+	FO-	FO+/-	FO%	1	2	3	OT	TS	+/-	1	2	3	OT	TOT	SHF	AVG
20	F	SLAFKOVSKY Juraj	0	0	0	0	0	0	0	0.00	1	1	3		5	-3	5:58	9:11	7:30		22:39	22	1:01
21	F	RUZICKA Adam	0	0	0	2	9	8	1	52.94	0	0	0		0	-1	5:51	7:57	6:38		20:26	22	0:55
42	D	FEHERVARY Martin +A	0	1	1	0	0	0	0	0.00	0	0	2		2	-1	6:48	4:33	6:22		17:43	27	0:39
90	F	TATAR Tomas +C	1	0	1	0	0	1	-1	0.00	0	3	0		3	-1	5:35	4:48	3:47		14:10	20	0:42
6	F	CINGEL Lukas	0	0	0	0	4	7	-3	36.36	0	0	1		1	0	4:32	4:24	3:51		12:47	22	0:34
11	F	KELEMEN Milos	0	0	0	0	0	0	0	0.00	0	0	1		1	0	4:49	3:59	5:11		13:59	22	0:38
28	D	GERNAT Martin	0	0	0	0	0	0	0	0.00	0	2	0		2	-3	6:57	5:43	5:09		17:49	25	0:42
81	D	CERNAK Erik +A	0	0	0	0	0	0	0	0.00	0	1	0		1	-1	7:27	5:34	3:54		16:55	26	0:39
84	F	REGENDA Pavol	0	0	0	2	1	0	1	100.00	1	0	0		1	-2	5:06	6:22	7:21		18:49	21	0:53
8	F	OKULIAR Oliver	0	0	0	2	0	0	0	0.00	0	2	0		2	-4	5:04	4:56	4:38		14:38	20	0:43
14	D	CERESNAK Peter	0	0	0	0	0	0	0	0.00	0	1	0		1	0	5:44	7:12	5:46		18:42	23	0:48
15	F	DVORSKY Dalibor	0	0	0	0	3	6	-3	33.33	0	1	0		1	-3	4:58	5:30	5:04		15:32	16	0:58
52	D	MARINCIN Martin	0	0	0	0	0	0	0	0.00	0	0	0		0	0	3:08	2:35	1:56		7:39	9	0:51
79	F	HUDACEK Libor	0	0	0	0	0	2	-2	0.00	0	2	0		2	-1	4:43	3:36	4:48		13:07	18	0:43
23	F	LISKA Adam	0	0	0	0	0	0	0	0.00	0	1	1		2	0	4:50	4:09	4:53		13:52	22	0:37
34	F	CEHLARIK Peter	0	0	0	0	0	0	0	0.00	1	0	1		2	0	3:29	2:38	3:55		10:02	15	0:40
64	D	KOCH Patrik	0	0	0	0	0	0	0	0.00	0	1	0		1	0	3:26	4:06	4:42		12:14	17	0:43
91	F	SUKEL Matus	0	0	0	0	6	2	4	75.00	3	0	0		3	+1	4:39	3:41	4:58		13:18	19	0:42
49	F	TAKAC Samuel	0	0	0	0	0	0	0	0.00	0	0	0		0	0	0:00	0:00	0:00		0:00	0	0:00
31	GK	HLAVAJ Samuel	0	0	0	0					0	0	0		0								
33	GK	SKORVANEK Stanislav	0	0	0	0					0	0	0		0								
<b>Total</b>			<b>1</b>	<b>1</b>	<b>2</b>	<b>6</b>	<b>23</b>	<b>26</b>	<b>-3</b>	<b>46.94</b>	<b>6</b>	<b>15</b>	<b>10</b>		<b>31</b>								

Team : FIN (White)																							
Head Coach : PENNANEN Antti										Shots on Goal				Time on Ice									
No.	Pos.	Name	G	A	P	PIM	FO+	FO-	FO+/-	FO%	1	2	3	OT	TS	+/-	1	2	3	OT	TOT	SHF	AVG
20	F	AHO Sebastian +A	1	0	1	0	7	7	0	50.00	1	0	0		1	+1	6:18	6:38	7:05		20:01	20	1:00
23	D	LINDELL Esa	0	0	0	0	0	0	0	0.00	0	0	1		1	0	6:59	10:27	7:21		24:47	26	0:57
41	D	HEISKANEN Miro +A	0	2	2	0	0	0	0	0.00	2	0	0		2	+2	8:22	9:14	7:56		25:32	26	0:58
62	F	LEHKONEN Artturi	0	1	1	2	0	0	0	0.00	1	2	2		5	+1	6:04	5:48	6:00		17:52	21	0:51
91	F	KAPANEN Oliver	0	0	0	0	3	4	-1	42.86	1	0	0		1	+1	5:10	4:10	7:03		16:23	20	0:49
24	F	HINTZ Roope	1	1	2	0	8	2	6	80.00	0	0	2		2	+2	3:52	3:17	6:09		13:18	20	0:39
55	D	RISTOLAINEN Rasmus	0	1	1	0	0	0	0	0.00	0	0	0		0	+2	7:29	5:22	6:50		19:41	25	0:47
64	F	GRANLUND Mikael +C	0	0	0	0	0	0	0	0.00	0	0	0		0	0	4:55	5:19	3:53		14:07	20	0:42
77	D	MIKKOLA Niko	0	0	0	0	0	0	0	0.00	0	2	0		2	+2	6:14	5:55	6:35		18:44	26	0:43
86	F	TERAVAINEN Teuvo	0	0	0	0	0	0	0	0.00	0	1	1		2	-1	4:53	4:09	2:14		11:16	17	0:39
3	D	MAATTA Olli	0	0	0	0	0	0	0	0.00	0	1	0		1	0	5:21	4:12	3:58		13:31	18	0:45
10	D	JOKIHARJU Henri	0	0	0	0	0	0	0	0.00	0	0	0		0	+2	3:50	1:48	4:54		10:32	13	0:48
15	F	LUNDELL Anton	0	0	0	0	6	5	1	54.55	0	1	1		2	+1	6:00	6:19	6:11		18:30	24	0:46
27	F	LUOSTARINEN Eetu	0	0	0	0	0	0	0	0.00	1	1	0		2	0	4:42	5:35	6:22		16:39	24	0:41
84	F	KAKKO Kaapo	1	0	1	0	0	0	0	0.00	2	0	2		4	+1	5:20	4:17	7:17		16:54	21	0:48
28	F	TOLVANEN Eeli	0	2	2	0	0	0	0	0.00	1	1	0		2	+1	4:32	3:12	1:49		9:33	15	0:38
33	D	MATINPALO Nikolas	0	0	0	0	0	0	0	0.00	0	0	0		0	0	1:23	1:28	0:00		2:51	5	0:34
40	F	ARMIA Joel	1	2	3	0	0	0	0	0.00	0	1	3		4	+3	4:49	4:55	4:58		14:42	20	0:44
56	F	HAULA Erik	2	0	2	2	2	5	-3	28.57	1	2	1		4	+2	3:47	3:55	3:25		11:07	16	0:41
94	F	KIVIRANTA Joel	0	0	0	0	0	0	0	0.00	0	0	0		0	0	0:00	0:00	0:00		0:00	0	0:00
32	GK	LANKINEN Kevin	0	0	0	0					0	0	0		0								
74	GK	SAROS Juuse	0	0	0	0					0	0	0		0								
<b>Total</b>			<b>6</b>	<b>9</b>	<b>15</b>	<b>4</b>	<b>26</b>	<b>23</b>	<b>3</b>	<b>53.06</b>	<b>10</b>	<b>12</b>	<b>13</b>		<b>35</b>								



Legend:					
<b>(G)</b> Goals in tournament	<b>*</b> Does not count for Plus/minus	<b>+/-</b> Plus/minus net	<b>+A</b> Alternate Captain		
<b>+C</b> Captain	<b>A</b> Assists	<b>AVG</b> Average time on ice / shift	<b>D</b> Defender		
<b>ENG</b> Empty net goal	<b>EQ</b> Equal strength	<b>ET/Res</b> Penalty end time/Result of game	<b>F</b> Forward		
<b>FO%</b> % Face-offs won	<b>FO+</b> Face-offs won	<b>FO-</b> Face-offs lost	<b>FO+/-</b> Face-offs net		
<b>G</b> Goals	<b>GK</b> Goalkeeper	<b>MIP</b> Minutes in play (GK)	<b>No.</b> Jersey number		
<b>OT</b> Overtime	<b>P</b> Points	<b>PIM</b> Penalties in minutes	<b>Pos.</b> Position		
<b>PP1</b> Power play - 1 player	<b>PPG</b> Power play goals	<b>SHF</b> Number of shifts	<b>SHG</b> Shorthanded goals		
<b>SOG</b> Shots on goal	<b>SVS</b> Saves	<b>TOT</b> Total	<b>TPP</b> Time on power play		
<b>TS</b> Total shots					



Shot Chart

Tabella azioni di tiro / Analyse des tirs

SVK - FIN

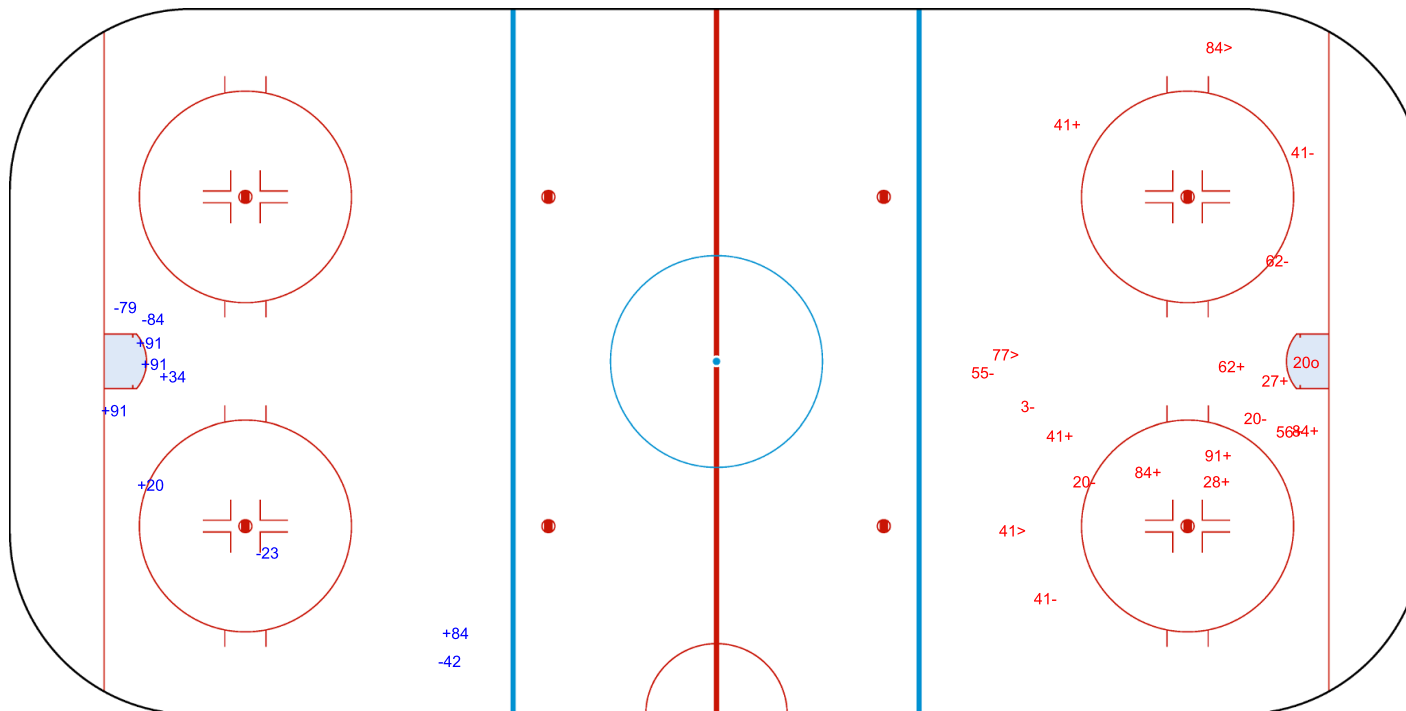
Shots by SVK  
Goal (o): 0  
Block (<): 0  
Save (+): 6  
Miss (-): 4




GK 74 of FIN



1st Period



Shots by FIN  
Goal (o): 1  
Block (>): 3  
Save (+): 9  
Miss (-): 7



GK 31 of SVK



Shots by FIN  
Goal (o): 1  
Block (<): 8  
Save (+): 11  
Miss (-): 3



GK 31 of SVK



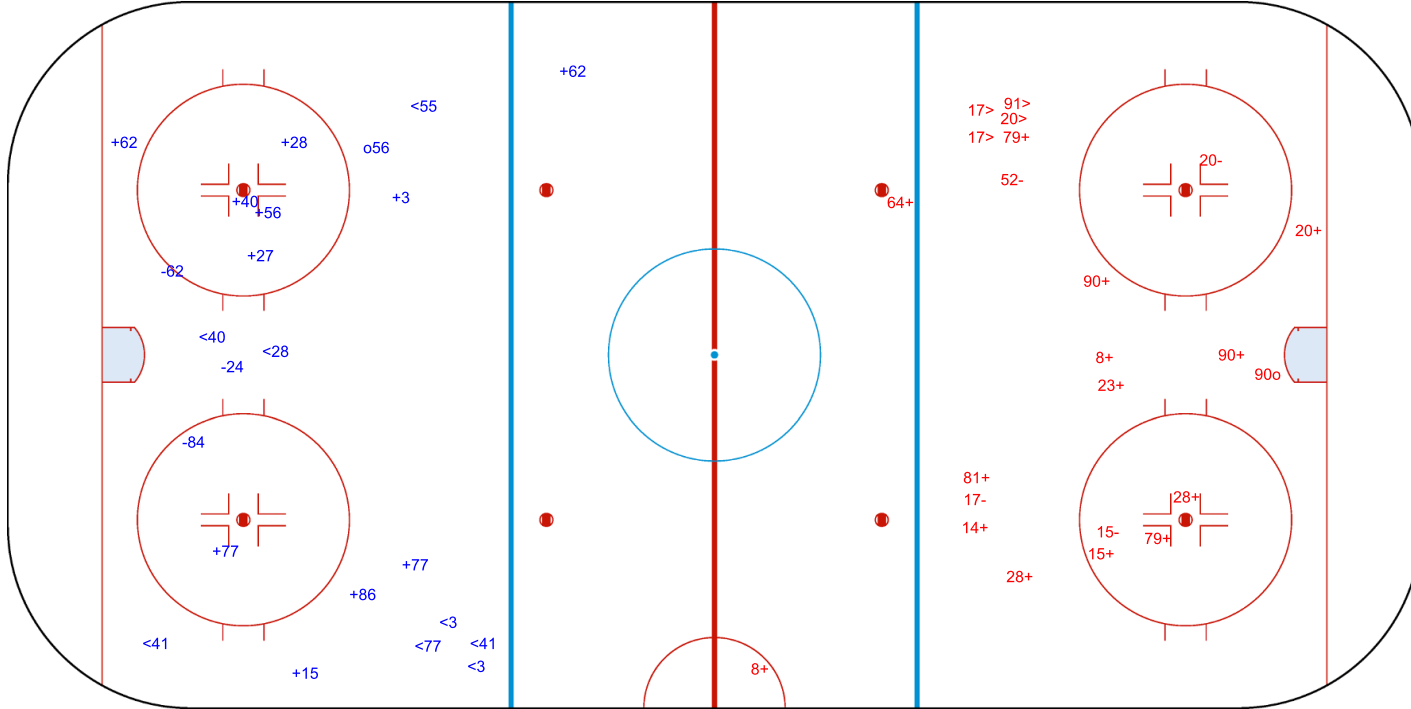
2nd Period



Shots by SVK  
Goal (o): 1  
Block (>): 4  
Save (+): 14  
Miss (-): 4



GK 74 of FIN



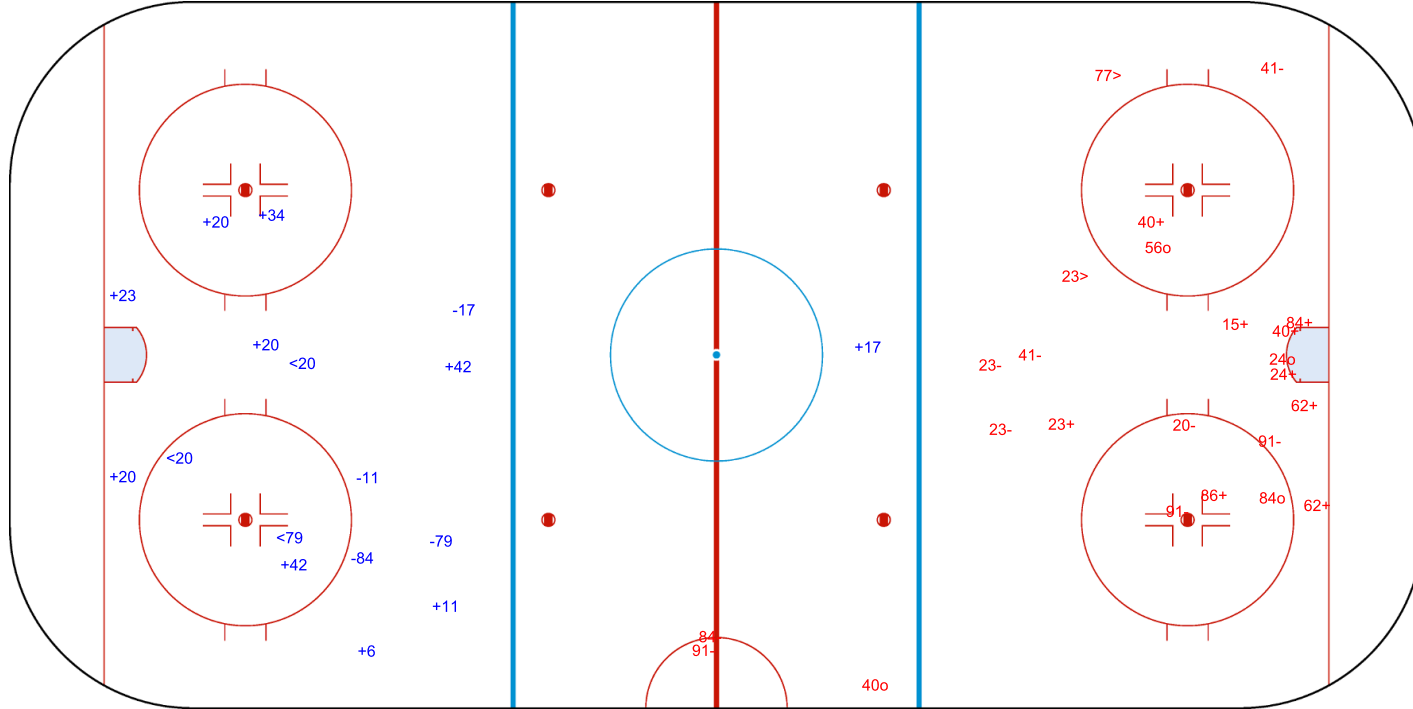


Shots by SVK  
Goal (o): 0  
Block (<): 3  
Save (+): 10  
Miss (-): 4




GK 74 of FIN

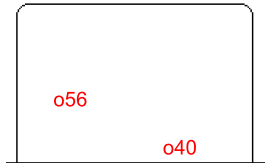
FIN → 3rd Period ← SVK



Shots by FIN  
Goal (o): 4  
Block (>): 2  
Save (+): 9  
Miss (-): 9



GK 31 of SVK



ENG

Legend:	Empty net goal	GK	Goalkeeper
ENG			



### Face-off Chart

Tabella ingaggi / Statistiques des mises en jeu

### SVK - FIN

#### 1st PERIOD

	SVK		FIN		Neutral zone		SVK		FIN		Total wins all zones
	Def. zone	Att. zone	Def. zone	Att. zone	Att. zone	Def. zone	Att. zone	Def. zone	Att. zone	Def. zone	
	- 6	+ 91	- 21	+ 15	- 6	+ 56	- 6	+ 56	- 21	+ 15	
	+ 91	- 56	- 15	+ 24	- 21	+ 15	- 21	+ 15	- 79	+ 20	
	+ 21	- 91	+ 6	- 56							
	+ 15	- 20									
	+ 6	- 20									
Total wins / period	4 / 80%	1 / 20%	1 / 33%	2 / 67%	0 / 0%	3 / 100%	5 / 45%	6 / 55%			

#### 2nd PERIOD

	SVK		FIN		Neutral zone		SVK		FIN		Total wins all zones
	Def. zone	Att. zone	Def. zone	Att. zone	Att. zone	Def. zone	Att. zone	Def. zone	Att. zone	Def. zone	
	- 21	+ 15	- 6	+ 20	+ 21	- 20	+ 21	- 20	- 79	+ 20	
	+ 91	- 24	+ 15	- 91	+ 21	+ 20	+ 21	+ 20	+ 21	- 15	
	- 15	+ 91	- 91	+ 24	+ 21	- 15	+ 21	- 15	+ 21	- 15	
	+ 91	- 56			+ 21	- 24	+ 84	- 24	- 15	+ 56	
	+ 6	- 91			- 15	+ 56	+ 6	- 56			
Total wins / period	3 / 50%	3 / 50%	1 / 25%	3 / 75%	6 / 75%	2 / 25%	10 / 56%	8 / 44%			

#### 3rd PERIOD

	SVK		FIN		Neutral zone		SVK		FIN		Total wins all zones
	Def. zone	Att. zone	Def. zone	Att. zone	Att. zone	Def. zone	Att. zone	Def. zone	Att. zone	Def. zone	
	- 21	+ 15	- 21	+ 15	- 21	+ 91	- 21	+ 91	- 21	+ 20	
	- 6	+ 20	+ 21	- 20	+ 21	+ 20	+ 21	+ 20	+ 21	- 20	
	+ 91	- 20	+ 15	- 15	- 6	+ 24	- 15	+ 24	- 15	+ 15	
	+ 91	- 91	- 6	+ 24	+ 21	- 15	+ 21	- 15	+ 21	- 20	
	- 15	+ 20	+ 91	- 56	- 6	+ 24	+ 21	- 15	+ 21	- 20	
	- 6	+ 24	- 6	+ 24			- 90	+ 24			
Total wins / period	2 / 33%	4 / 67%	3 / 50%	3 / 50%	3 / 38%	5 / 62%	8 / 40%	12 / 60%			

#### TOTAL

	SVK		FIN		Neutral zone		SVK		FIN		Total wins all zones
	Def. zone	Att. zone	Def. zone	Att. zone	Att. zone	Def. zone	Att. zone	Def. zone	Att. zone	Def. zone	
Total wins / game	9 / 53%	8 / 47%	5 / 38%	8 / 62%	9 / 47%	10 / 53%	23 / 47%	26 / 53%			



HEAD TO HEAD

		FIN									
No.	15	20	24	56	91	Tot.	wins SVK	Dz	Nz	Az	
SVK	6	1 - 2	0 - 3	2 - 1	1 - 1	11	4 36%	2 40%	1 25%	1 50%	
	15	1 - 0	1 - 2	0 - 2	0 - 1	9	3 33%	1 33%	2 50%	0 0%	
	21	4 - 6	4 - 1			17	9 53%	1 33%	1 33%	7 64%	
	79		0 - 2			2	0 0%			0 0%	
	84			1 - 0		1	1 100%			1 100%	
	90			0 - 1		1	0 0%			0 0%	
	91		1 - 0	1 - 2	3 - 0	1 - 0	8	6 75%	5 83%	1 50%	
<b>Tot.</b>	11	14	10	7	7	49	23 47%	9 53%	5 38%	9 47%	
<b>wins FIN</b>	6 55%	7 50%	8 80%	2 29%	3 43%	26 53%					
<b>Dz</b>	2 33%	3 50%	2 67%	2 67%	1 100%	10 53%					
<b>Nz</b>	2 67%	2 67%	4 100%	0 0%	0 0%	8 62%					
<b>Az</b>	2 100%	2 40%	2 67%	0 0%	2 40%	8 47%					

<b>Legend:</b>	<b>Att.</b> Attacking	<b>Az</b> Attacking zone	<b>Def.</b> Defending	<b>Dz</b> Defending zone
<b>No.</b> Jersey number	<b>Nz</b> Neutral zone	<b>Tot.</b> Total face-offs played		



## Line-Ups

Formazioni / Composition des equipes

### CAN - USA

#### Referees

19 DWYER Gord (CAN), 5 ROONEY Chris (USA)

#### Goalkeepers

Team: CAN

No.	Name
48	THOMPSON Logan
50	BINNINGTON Jordan

#### Team Line-ups

Team: CAN (Red)

No.	Pos.	Name
7	D	TOEWS Devon
8	D	MAKAR Cale +A
17	F	CELEBRINI Macklin
29	F	MacKINNON Nathan +A
97	F	McDAVID Connor +C
20	D	HARLEY Thomas
55	D	PARAYKO Colton
10	F	SUZUKI Nick
61	F	STONE Mark
93	F	MARNER Mitch
6	D	SANHEIM Travis
89	D	DOUGHTY Drew
9	F	BENNETT Sam
43	F	WILSON Tom
63	F	MARCHAND Brad
27	D	THEODORE Shea
14	F	HORVAT Bo
24	F	JARVIS Seth
38	F	HAGEL Brandon
13	F	REINHART Sam

Head Coach: COOPER Jon

#### NOT DRESSED:

35 GK KUEMPER Darcy  
44 D MORRISSEY Josh  
87 F CROSBY Sidney

#### Linespersons

50 CHERREY Scott (CAN), 66 HAUTAMAKI Onni (FIN)

Team: USA

No.	Name
30	OETTINGER Jake
37	HELLEBUYCK Connor

Team: USA (White)

No.	Pos.	Name
25	D	McAVOY Charlie +A
43	D	HUGHES Quinn
7	F	TKACHUK Brady
9	F	EICHEL Jack
19	F	TKACHUK Matthew +A
14	D	FABER Brock
74	D	SLAVIN Jaccob
12	F	BOLDY Matt
34	F	MATTHEWS Auston +C
59	F	GUENTZEL Jake
8	D	WERENSKI Zach
85	D	SANDERSON Jake
21	F	LARKIN Dylan
72	F	THOMPSON Tage
86	F	HUGHES Jack
15	D	HANIFIN Noah
10	F	MILLER JT
16	F	TROCHECK Vincent
29	F	NELSON Brock
91	F	KELLER Clayton

Head Coach: SULLIVAN Mike

#### NOT DRESSED:

1 GK SWAYMAN Jeremy  
2 D LaCOMBE Jackson  
81 F CONNOR Kyle

#### Legend:

<b>+A</b>	Alternate Captain	<b>+C</b>	Captain	<b>D</b>	Defender	<b>F</b>	Forward
<b>No.</b>	Jersey number	<b>Pos.</b>	Position				



## Graphical Line-ups

Schema grafico formazioni / Alignments

### CAN - USA

**Referees**

19 DWYER Gord (CAN), 5 ROONEY Chris (USA)

**Linespersons**

50 CHERREY Scott (CAN), 66 HAUTAMAKI Onni (FIN)

**Team:** CAN - Canada (Red)

**Head Coach:** COOPER Jon

S1 50 BINNINGTON Jordan		
48 THOMPSON Logan		
S4 17 CELEBRINI Macklin	S6 97 McDAVID Connor +C	S5 29 MacKINNON Nathan +A
7 TOEWS Devon		8 MAKAR Cale +A
93 MARNER Mitch	10 SUZUKI Nick	61 STONE Mark
S2 20 HARLEY Thomas		S3 55 PARAYKO Colton
63 MARCHAND Brad	9 BENNETT Sam	43 WILSON Tom
6 SANHEIM Travis		89 DOUGHTY Drew
38 HAGEL Brandon	14 HORVAT Bo	24 JARVIS Seth
		27 THEODORE Shea
		13 REINHART Sam

**Team:** USA - United States of America (White)

**Head Coach:** SULLIVAN Mike

S1 37 HELLEBUYCK Connor		
30 OETTINGER Jake		
S4 7 TKACHUK Brady	S5 9 EICHEL Jack	S6 19 TKACHUK Matthew +A
43 HUGHES Quinn		25 McAVOY Charlie +A
59 GUENTZEL Jake	34 MATTHEWS Auston +C	12 BOLDY Matt
S3 74 SLAVIN Jaccob		S2 14 FABER Brock
86 HUGHES Jack	21 LARKIN Dylan	72 THOMPSON Tage
8 WERENSKI Zach		85 SANDERSON Jake
10 MILLER JT	29 NELSON Brock	16 TROCHECK Vincent
15 HANIFIN Noah		
91 KELLER Clayton		

**Legend:**

+A Alternate Captain      +C Captain      Sn Starting position



Game Summary

Tabella riassuntiva partita / Resume du match

REVISED  
22 FEB 17:00

CAN - USA 1 - 2 (0 - 1, 1 - 0, 0 - 0, 0 - 1)

Spectators	Referees	Linespersons
11289	19 DWYER Gord (CAN) , 5 ROONEY Chris (USA)	50 CHERREY Scott (CAN) , 66 HAUTAMAKI Onni (FIN)

Team Statistics

Period	Score	SVS	SOG	PIM	TPP	PPG	SHG
1	0 : 1	7 : 8	8 : 8	2 : 0	0:00 : 2:00	0 : 0	0 : 0
2	1 : 0	8 : 18	19 : 8	0 : 4	2:28 : 0:00	0 : 0	0 : 0
3	0 : 0	10 : 14	14 : 10	4 : 2	1:11 : 3:11	0 : 0	0 : 0
OT	0 : 1	1 : 1	1 : 2	0 : 0	0:00 : 0:00	0 : 0	0 : 0
<b>Total</b>	<b>1 : 2</b>	<b>26 : 41</b>	<b>42 : 28</b>	<b>6 : 6</b>	<b>3:39 : 5:11</b>	<b>0 : 0</b>	<b>0 : 0</b>

1st Period

Action	Time	ET/Res	Team	Type	No.	Name	(G)	Name of Assistant(s) / Action Description
GK	00:00		USA		37	HELLEBUYCK C		- Goalkeeper in
GK	00:00		CAN		50	BINNINGTON J		- Goalkeeper in
Goal	06:00	0 : 1	USA	EQ	12	BOLDY M	(2)	34 MATTHEWS A On Ice CAN 50 7 8 17 29 97 43 HUGHES Q USA 37 12 14 34 59 74
Penalty	17:03	19:03	CAN	2 min.	27	THEODORE S		- Hooking

2nd Period

Action	Time	ET/Res	Team	Type	No.	Name	(G)	Name of Assistant(s) / Action Description
Penalty	29:27	31:27	USA	2 min.	59	GUENTZEL J		- Holding
Penalty	29:55	31:55	USA	2 min.	25	McAVOY C		- Hooking
Goal	38:16	1 : 1	CAN	EQ	8	MAKAR C	(2)	7 TOEWS D On Ice CAN 50 7 8 10 14 38 USA 37 12 34 43 59 85

3rd Period

Action	Time	ET/Res	Team	Type	No.	Name	(G)	Name of Assistant(s) / Action Description
Penalty	53:26	55:26	CAN	2 min.	9	BENNETT S		- High Sticking
Penalty	53:26	57:26	CAN	2 min.	9	BENNETT S		- High Sticking
Penalty	56:37	58:37	USA	2 min.	86	HUGHES J		- High Sticking

Overtime

Action	Time	ET/Res	Team	Type	No.	Name	(G)	Name of Assistant(s) / Action Description
Goal	61:41	1 : 2	USA	EQ	86	HUGHES J	(4)	8 WERENSKI Z On Ice CAN 50 8 29 97 37 HELLEBUYCK C USA 37 8 21 86
GK	61:41		CAN					50 BINNINGTON J - Goalkeeper out
GK	61:41		USA					37 HELLEBUYCK C - Goalkeeper out

Goalkeeper Records

Team : CAN - Canada

Team : USA - United States of America

No.	Name	SOG	SVS	MIP
50	BINNINGTON Jordan	28	26	61:41
48	THOMPSON Logan			

No.	Name	SOG	SVS	MIP
37	HELLEBUYCK Connor	42	41	61:41
30	OETTINGER Jake			

Game Statistics

Team : CAN (Red)

Head Coach : COOPER Jon

No.	Pos.	Name	Shots on Goal							Time on Ice													
			G	A	P	PIM	FO+	FO-	FO+/-	FO%	1	2	3	OT	TS	+/-	1	2	3	OT	TOT	SHF	AVG
7	D	TOEWS Devon	0	1	1	0	0	0	0	0.00	0	1	4	0	5	0	7:50	5:41	7:56	0:37	22:04	27	0:49
8	D	MAKAR Cale +A	1	0	1	0	0	0	0	0.00	1	2	0	0	3	-1	7:03	8:32	7:53	1:04	24:32	30	0:49
17	F	CELEBRINI Macklin	0	0	0	0	0	0	0	0.00	2	2	2	0	6	-1	7:07	7:25	6:30	0:50	21:52	26	0:50
29	F	MacKINNON Nathan +A	0	0	0	0	8	7	1	53.33	1	1	3	1	6	-2	7:49	7:36	5:00	0:56	21:21	26	0:49
97	F	McDAVID Connor +C	0	0	0	0	1	3	-2	25.00	0	2	0	0	2	-2	7:23	9:27	6:13	0:58	24:01	28	0:51



Head Coach : COOPER Jon										Shots on Goal					Time on Ice								
No.	Pos.	Name	G	A	P	PIM	FO+	FO-	FO+/-	FO%	1	2	3	OT	TS	+/-	1	2	3	OT	TOT	SHF	AVG
10	F	SUZUKI Nick	0	0	0	0	1	6	-5	14.29	0	1	1	0	2	+1	4:53	2:05	3:33	0:00	10:31	15	0:42
20	D	HARLEY Thomas	0	0	0	0	0	0	0	0.00	0	1	0	0	1	0	6:24	7:23	6:46	0:00	20:33	27	0:45
55	D	PARAYKO Colton	0	0	0	0	0	0	0	0.00	0	1	2	0	3	0	5:30	6:43	5:47	0:00	18:00	25	0:43
61	F	STONE Mark	0	0	0	0	0	0	0	0.00	1	0	0	0	1	0	4:05	5:12	5:36	0:00	14:53	19	0:47
93	F	MARNER Mitch	0	0	0	0	0	1	-1	0.00	0	1	0	0	1	0	4:52	6:29	5:51	0:33	17:45	24	0:44
6	D	SANHEIM Travis	0	0	0	0	0	0	0	0.00	1	2	0	0	3	0	6:31	3:54	5:03	0:00	15:28	23	0:40
9	F	BENNETT Sam	0	0	0	4	6	5	1	54.55	1	1	0	0	2	0	3:58	4:40	3:17	0:00	11:55	18	0:39
43	F	WILSON Tom	0	0	0	0	0	0	0	0.00	0	0	0	0	0	0	4:01	4:40	4:19	0:00	13:00	22	0:35
63	F	MARCHAND Brad	0	0	0	0	0	0	0	0.00	0	3	0	0	3	0	3:30	3:31	3:12	0:00	10:13	21	0:29
89	D	DOUGHTY Drew	0	0	0	0	0	0	0	0.00	0	0	0	0	0	0	3:42	1:59	3:04	0:00	8:45	14	0:37
14	F	HORVAT Bo	0	0	0	0	11	3	8	78.57	0	0	0	0	0	+1	3:19	2:25	4:32	0:05	10:21	17	0:36
24	F	JARVIS Seth	0	0	0	0	0	0	0	0.00	0	0	0	0	0	0	1:59	3:07	2:53	0:00	7:59	11	0:43
27	D	THEODORE Shea	0	0	0	2	0	0	0	0.00	0	0	1	0	1	0	3:13	3:25	2:20	0:00	8:58	15	0:35
38	F	HAGEL Brandon	0	0	0	0	0	0	0	0.00	1	0	1	0	2	+1	3:01	2:35	4:37	0:00	10:13	15	0:40
13	F	REINHART Sam	0	0	0	0	0	0	0	0.00	0	1	0	0	1	0	1:52	3:11	1:54	0:00	6:57	8	0:52
48	GK	THOMPSON Logan	0	0	0	0					0	0	0	0	0								
50	GK	BINNINGTON Jordan	0	0	0	0					0	0	0	0	0								
<b>Total</b>			<b>1</b>	<b>1</b>	<b>2</b>	<b>6</b>	<b>27</b>	<b>25</b>	<b>2</b>	<b>51.92</b>	<b>8</b>	<b>19</b>	<b>14</b>	<b>1</b>	<b>42</b>								

Team : USA (White)

Head Coach : SULLIVAN Mike										Shots on Goal					Time on Ice								
No.	Pos.	Name	G	A	P	PIM	FO+	FO-	FO+/-	FO%	1	2	3	OT	TS	+/-	1	2	3	OT	TOT	SHF	AVG
7	F	TKACHUK Brady	0	0	0	0	0	0	0	0.00	1	0	1	0	2	0	5:24	4:28	6:04	0:00	15:56	24	0:39
9	F	EICHEL Jack	0	0	0	0	6	4	2	60.00	0	2	1	0	3	0	5:49	5:56	7:50	0:39	20:14	26	0:46
19	F	TKACHUK Matthew +A	0	0	0	0	0	0	0	0.00	1	0	2	0	3	0	6:16	4:03	4:50	0:00	15:09	24	0:37
25	D	McAVOY Charlie +A	0	0	0	2	0	0	0	0.00	0	0	0	0	0	0	7:10	7:41	7:20	0:34	22:45	28	0:48
43	D	HUGHES Quinn	0	1	1	0	0	0	0	0.00	0	1	0	1	2	-1	8:08	7:45	9:11	0:36	25:40	26	0:59
12	F	BOLDY Matt	1	0	1	0	0	0	0	0.00	2	1	0	0	3	0	5:41	5:59	6:12	0:36	18:28	24	0:46
14	D	FABER Brock	0	0	0	0	0	0	0	0.00	0	0	0	0	0	+1	5:57	6:45	5:51	0:00	18:33	26	0:42
34	F	MATTHEWS Auston +C	0	1	1	0	7	7	0	50.00	0	1	0	0	1	0	6:13	4:50	5:43	0:32	17:18	25	0:41
59	F	GUENTZEL Jake	0	0	0	2	0	0	0	0.00	0	0	2	0	2	0	5:47	5:32	5:43	0:35	17:37	24	0:44
74	D	SLAVIN Jaccob	0	0	0	0	0	0	0	0.00	1	0	0	0	1	+1	7:28	5:52	5:13	0:00	18:33	24	0:46
8	D	WERENSKI Zach	0	1	1	0	0	0	0	0.00	0	0	0	0	0	+1	3:53	3:12	4:35	0:30	12:10	15	0:48
21	F	LARKIN Dylan	0	0	0	0	3	5	-2	37.50	0	0	0	0	0	+1	3:27	5:15	7:13	0:29	16:24	20	0:49
72	F	THOMPSON Tage	0	0	0	0	0	0	0	0.00	1	2	1	0	4	0	4:12	2:48	3:02	0:00	10:02	14	0:43
85	D	SANDERSON Jake	0	0	0	0	0	0	0	0.00	0	0	0	0	0	-1	2:42	5:31	3:26	0:00	11:39	18	0:38
86	F	HUGHES Jack	1	0	1	2	0	0	0	0.00	0	0	2	1	3	+1	4:44	2:49	5:28	0:17	13:18	20	0:39
10	F	MILLER JT	0	0	0	0	0	1	-1	0.00	2	0	0	0	2	0	4:13	5:44	2:23	0:00	12:20	18	0:41
15	D	HANIFIN Noah	0	0	0	0	0	0	0	0.00	0	0	0	0	0	0	2:37	1:56	1:30	0:00	6:03	10	0:36
16	F	TROCHECK Vincent	0	0	0	0	6	5	1	54.55	0	0	1	0	1	0	4:41	4:17	2:12	0:12	11:22	21	0:32
29	F	NELSON Brock	0	0	0	0	3	5	-2	37.50	0	1	0	0	1	0	5:00	5:36	4:14	0:00	14:50	21	0:42
91	F	KELLER Clayton	0	0	0	0	0	0	0	0.00	0	0	0	0	0	0	0:38	0:00	0:00	0:00	0:38	1	0:38
30	GK	OETTINGER Jake	0	0	0	0					0	0	0	0	0								
37	GK	HELLEBUYCK Connor	0	1	1	0					0	0	0	0	0								
<b>Total</b>			<b>2</b>	<b>4</b>	<b>6</b>	<b>6</b>	<b>25</b>	<b>27</b>	<b>-2</b>	<b>48.08</b>	<b>8</b>	<b>8</b>	<b>10</b>	<b>2</b>	<b>28</b>								



Legend:			
<b>(G)</b>	Goals in tournament	<b>+/-</b>	Plus/minus net
<b>A</b>	Assists	<b>AVG</b>	Average time on ice / shift
<b>ET/Res</b>	Penalty end time/Result of game	<b>F</b>	Forward
<b>FO-</b>	Face-offs lost	<b>FO+/-</b>	Face-offs net
<b>MIP</b>	Minutes in play (GK)	<b>No.</b>	Jersey number
<b>PIM</b>	Penalties in minutes	<b>Pos.</b>	Position
<b>SHG</b>	Shorthanded goals	<b>SOG</b>	Shots on goal
<b>TPP</b>	Time on power play	<b>TS</b>	Total shots
		<b>+A</b>	Alternate Captain
		<b>D</b>	Defender
		<b>FO%</b>	% Face-offs won
		<b>G</b>	Goals
		<b>OT</b>	Overtime
		<b>PPG</b>	Power play goals
		<b>SVS</b>	Saves
		<b>+C</b>	Captain
		<b>EQ</b>	Equal strength
		<b>FO+</b>	Face-offs won
		<b>GK</b>	Goalkeeper
		<b>P</b>	Points
		<b>SHF</b>	Number of shifts
		<b>TOT</b>	Total

**REVISED** Revised to award assist for #37 HELLEBUYCK on Team USA goal 1:2 at 61:41.



Shot Chart

Tabella azioni di tiro / Analyse des tirs

CAN - USA

Shots by CAN  
Goal (o): 0  
Block (<): 5  
Save (+): 8  
Miss (-): 3




GK 37 of USA



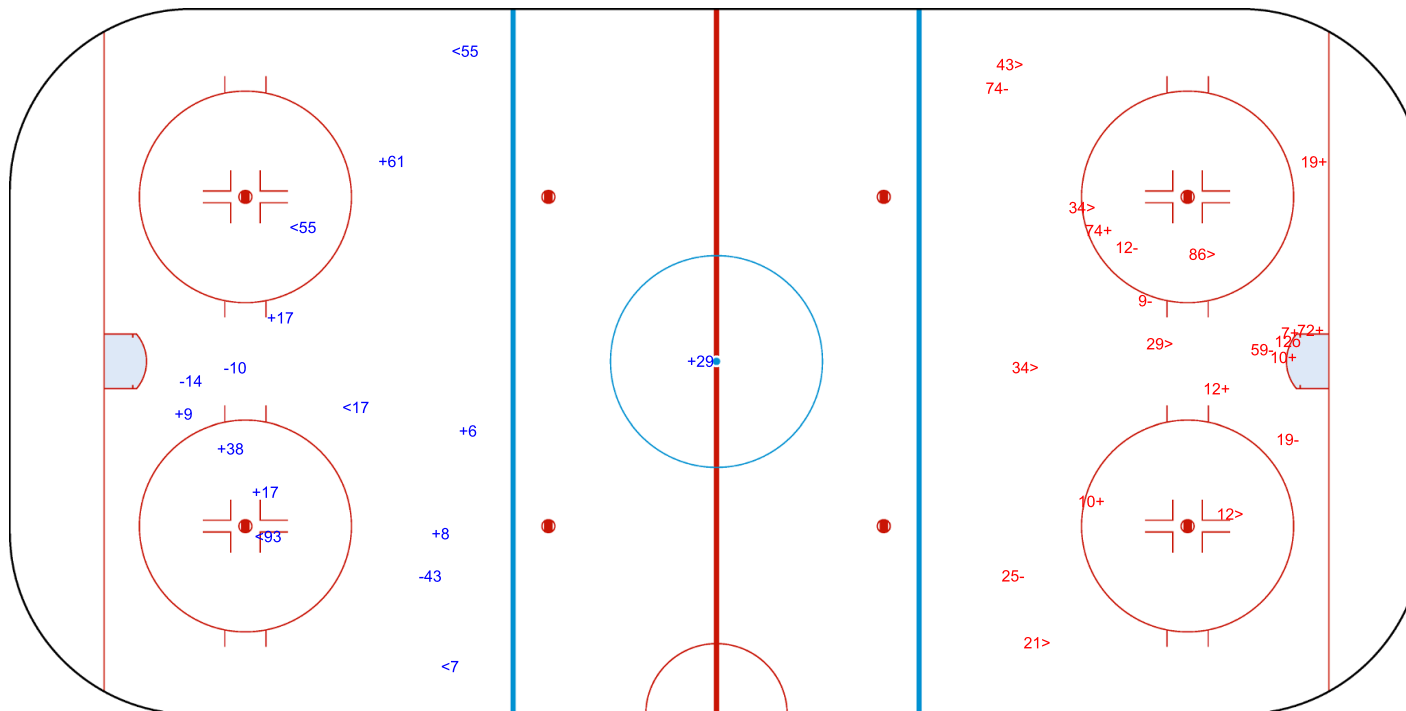
1st Period



Shots by USA  
Goal (o): 1  
Block (>): 7  
Save (+): 7  
Miss (-): 6



GK 50 of CAN





Shots by USA

Goal (o): 0 Save (+): 8

Block (<): 6 Miss (-): 3



GK 50 of CAN




2nd Period



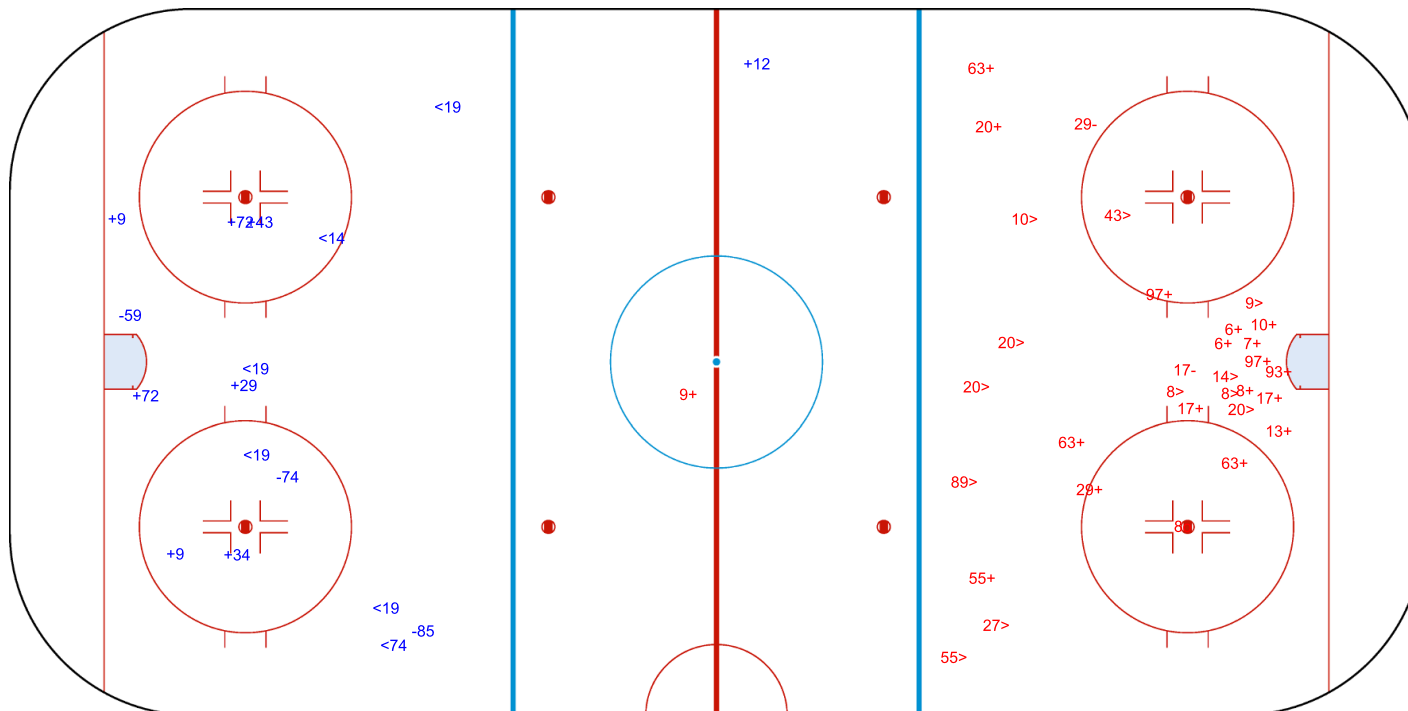
Shots by CAN

Goal (o): 1 Save (+): 18

Block (>): 12 Miss (-): 2



GK 37 of USA





Shots by CAN  
Goal (o): 0  
Block (<): 5  
Save (+): 14  
Miss (-): 7



GK 37 of USA



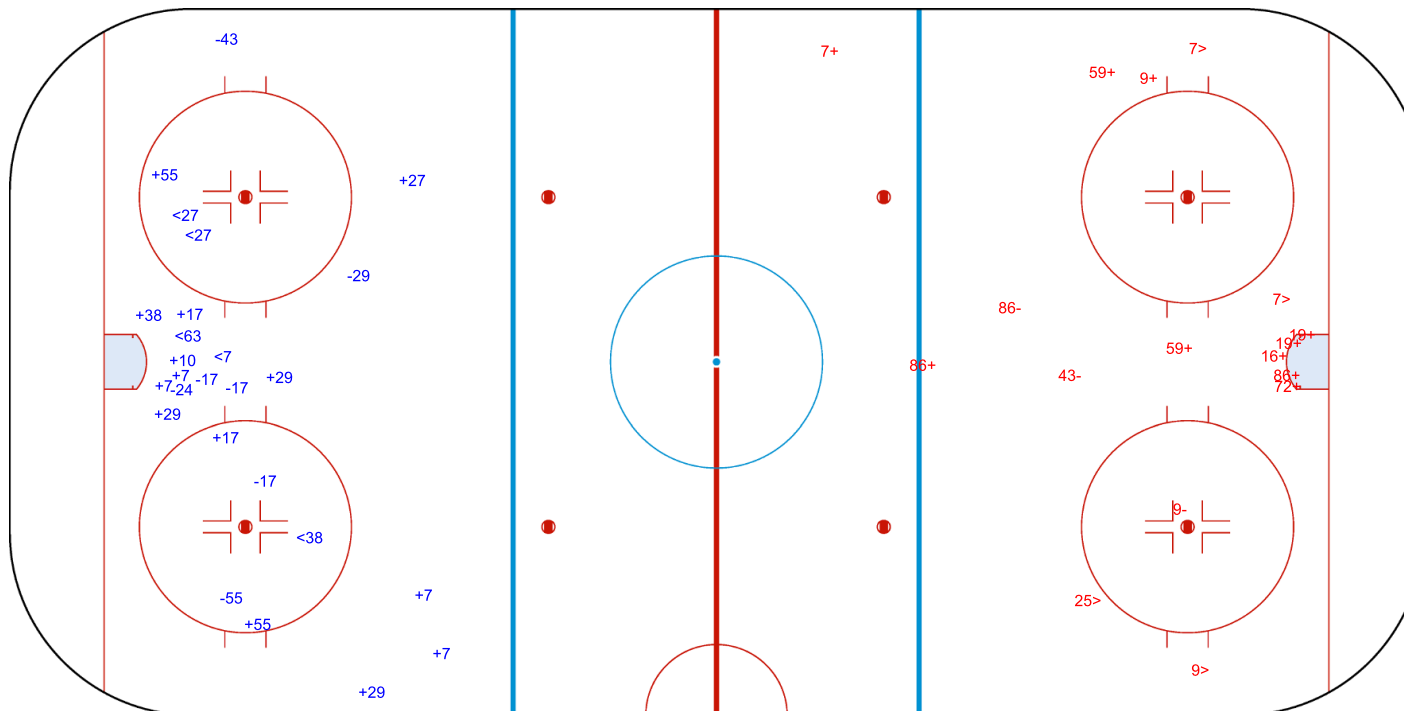
3rd Period



Shots by USA  
Goal (o): 0  
Block (>): 4  
Save (+): 10  
Miss (-): 3



GK 50 of CAN





# Milano Santagiulia Ice Hockey

SUN 22 FEB 2026  
Start Time 14:10

Ice Hockey  
Hockey su ghiaccio / Hockey sur glace

Men  
Uomini / Hommes

Gold Medal Game, Game 30

Partita per la medaglia d'oro, Partita 30 / Finale, Match 30



Shots by CAN  
Goal (o): 0  
Block (<): 2

Save (+): 1  
Miss (-): 0



GK 37 of USA



Overtime

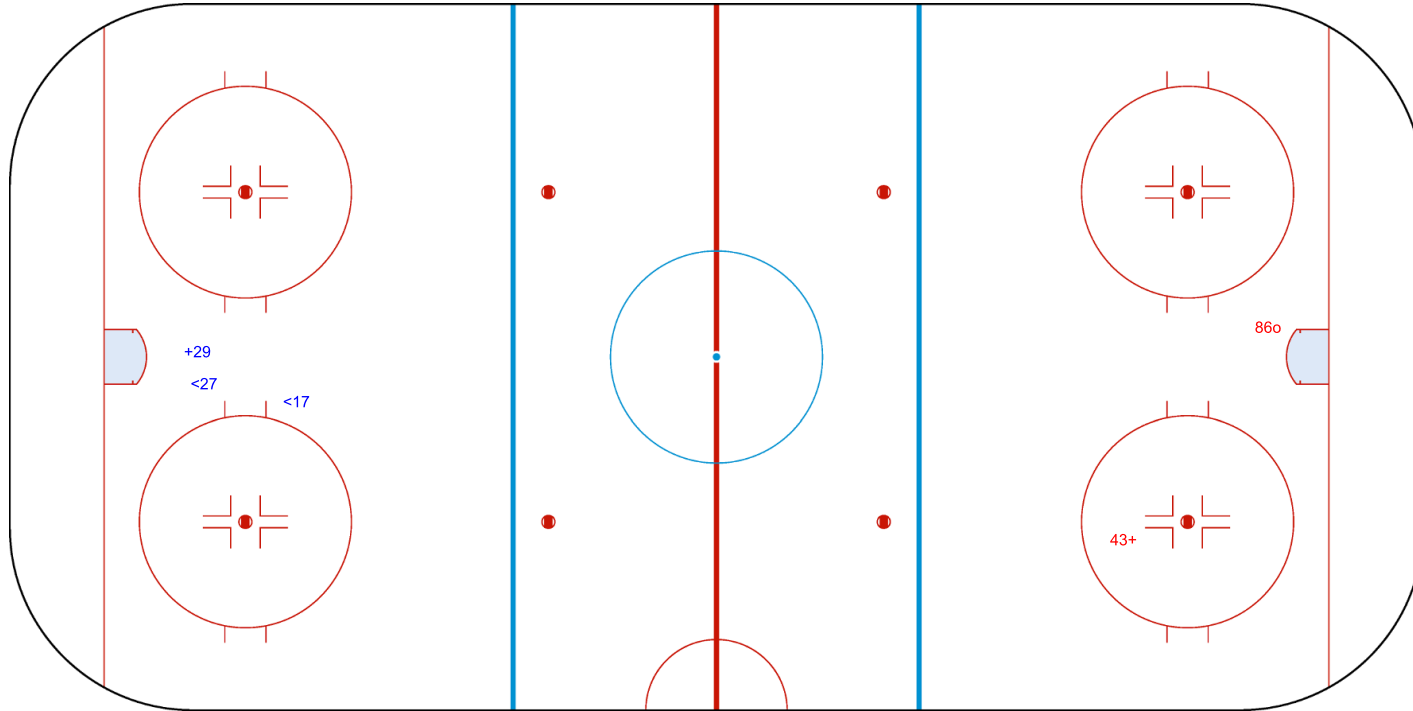


Shots by USA  
Goal (o): 1  
Block (>): 0

Save (+): 1  
Miss (-): 0



GK 50 of CAN



Legend: GK Goalkeeper





### Face-off Chart

Tabella ingaggi / Statistiques des mises en jeu

#### CAN - USA

#### 1st PERIOD

	CAN		USA		CAN		USA		
	Def. zone	Att. zone	Neutral zone		Att. zone	Def. zone			
	+ 14	- 34	+ 29	- 9	+ 14	- 16			Total wins all zones
	+ 14	- 34	+ 29	- 9	- 10	+ 9			
	- 9	+ 34			- 10	+ 29			
	- 29	+ 34			- 9	+ 29			
	+ 14	- 21			+ 10	- 29			
	- 10	+ 34			- 14	+ 9			
	- 93	+ 16			- 97	+ 16			
	- 14	+ 16			+ 9	- 16			
					- 29	+ 21			
Total wins / period	3 / 38%	5 / 62%	2 / 100%	0 / 0%	3 / 33%	6 / 67%	Total wins all zones		
							CAN	USA	
							8 / 42%	11 / 58%	

#### 2nd PERIOD

	CAN		USA		CAN		USA		
	Def. zone	Att. zone	Neutral zone		Att. zone	Def. zone			
	+ 9	- 21	- 29	+ 9	+ 9	- 9			Total wins all zones
	+ 14	- 9	- 97	+ 16	+ 29	- 29			
	+ 9	- 34	- 9	+ 9	+ 29	- 10			
			+ 97	- 29	- 29	+ 21			
			- 9	+ 16	+ 14	- 21			
					- 9	+ 16			
					- 10	+ 29			
					+ 14	- 16			
					+ 29	- 34			
					+ 29	- 29			
Total wins / period	3 / 100%	0 / 0%	1 / 20%	4 / 80%	8 / 67%	4 / 33%	Total wins all zones		
							CAN	USA	
							12 / 60%	8 / 40%	

#### 3rd PERIOD

	CAN		USA		CAN		USA		
	Def. zone	Att. zone	Neutral zone		Att. zone	Def. zone			
	+ 14	- 34	- 97	+ 9	- 10	+ 21			Total wins all zones
			+ 9	- 34	+ 29	- 21			
			+ 9	- 29	- 29	+ 34			
					+ 14	- 16			
					- 29	+ 34			
					+ 29	- 21			
					- 10	+ 34			
Total wins / period	1 / 100%	0 / 0%	2 / 67%	1 / 33%	3 / 43%	4 / 57%	Total wins all zones		
							CAN	USA	
							6 / 55%	5 / 45%	



OVERTIME

Total wins / period	CAN		USA		CAN		USA		Total wins all zones	
	Def. zone	Att. zone	Neutral zone		Att. zone	Def. zone	Neutral zone		CAN	USA
			- 29	+ 34	+ 14	- 16			1 / 50%	1 / 50%
			0 / 0%	1 / 100%	1 / 100%	0 / 0%				

TOTAL

Total wins / game	CAN		USA		CAN		USA		Total wins all zones	
	Def. zone	Att. zone	Neutral zone		Att. zone	Def. zone	Neutral zone		CAN	USA
	7 / 58%	5 / 42%	5 / 45%	6 / 55%	15 / 52%	14 / 48%			27 / 52%	25 / 48%

HEAD TO HEAD

No.	USA						Tot.	wins CAN	Dz	Nz	Az	
	9	10	16	21	29	34						
CAN	9	1 - 1		1 - 2	1 - 0	1 - 1	2 - 1	11	6 55%	2 67%	2 50%	2 50%
	10	0 - 1			0 - 1	1 - 2	0 - 2	7	1 14%	0 0%		1 17%
	14	1 - 2		4 - 1	2 - 0		4 - 0	14	11 79%	5 83%		6 75%
	29	2 - 1	1 - 0		2 - 2	2 - 0	1 - 4	15	8 53%	0 0%	2 50%	6 60%
	93			0 - 1				1	0 0%	0 0%		
	97	0 - 1		0 - 2		1 - 0		4	1 25%		1 33%	0 0%
<b>Tot.</b>	10	1	11	8	8	14	52	27 52%	7 58%	5 45%	15 52%	
<b>wins USA</b>	6 60%	0 0%	6 55%	3 38%	3 38%	7 50%	25 48%					
<b>Dz</b>	3 75%	0 0%	2 29%	3 50%	3 50%	3 60%	14 48%					
<b>Nz</b>	3 60%		2 100%		0 0%	1 50%	6 55%					
<b>Az</b>	0 0%		2 100%	0 0%		3 43%	5 42%					

<b>Legend:</b>	<b>Att.</b> Attacking	<b>Az</b> Attacking zone	<b>Def.</b> Defending	<b>Dz</b> Defending zone
	<b>No.</b> Jersey number	<b>Nz</b> Neutral zone	<b>Tot.</b> Total face-offs played	



## Player Statistics by Team

Statistiche giocatori per squadra / Statistiques des joueurs par equipe

As of SUN 22 FEB 2026

Including Game 30

### CAN - Canada

#### Playing Statistics

No.	Name	Pos.	GP	G	A	PTS	PIM	+/-	GWG	PPG	SHG	SOG	SG%	TM	M/G	TSh	AT/S
6	SANHEIM Travis	D	5	0	1	1	2	+6	0	0	0	9	0.00	66:08	13:13	102	0:38
7	TOEWS Devon	D	6	1	2	3	0	+9	0	0	0	12	8.33	119:47	19:57	164	0:43
8	MAKAR Cale	D	6	2	4	6	2	+5	0	1	0	20	10.00	135:02	22:30	176	0:46
9	BENNETT Sam	F	5	0	1	1	6	+2	0	0	0	8	0.00	49:37	9:55	80	0:37
10	SUZUKI Nick	F	6	2	0	2	2	+2	0	0	0	13	15.38	80:21	13:23	114	0:42
13	REINHART Sam	F	6	1	1	2	0	+1	0	1	0	9	11.11	60:48	10:08	86	0:42
14	HORVAT Bo	F	6	2	0	2	2	+3	0	0	0	12	16.67	64:02	10:40	94	0:40
17	CELEBRINI Macklin	F	6	5	5	10	4	+6	1	1	0	28	17.86	118:39	19:46	150	0:47
20	HARLEY Thomas	D	6	1	3	4	0	+1	1	0	0	13	7.69	118:14	19:42	163	0:43
24	JARVIS Seth	F	5	0	1	1	0	+1	0	0	0	6	0.00	48:01	9:36	62	0:46
27	THEODORE Shea	D	6	1	1	2	4	+3	0	0	0	6	16.67	79:46	13:17	115	0:41
29	MacKINNON Nathan	F	6	4	3	7	2	-2	1	3	0	23	17.39	114:03	19:00	150	0:45
35	KUEMPER Darcy	GK	1	0	0	0	0		0	0	0	0	0.00				
38	HAGEL Brandon	F	6	1	0	1	0	+2	0	0	0	7	14.29	80:03	13:20	112	0:42
43	WILSON Tom	F	6	1	3	4	29	+5	0	0	0	5	20.00	71:40	11:56	113	0:38
44	MORRISSEY Josh	D	1	0	0	0	0	0	0	0	0	0	0.00	7:10	7:10	13	0:33
48	THOMPSON Logan	GK	6	0	0	0	0		0	0	0	0	0.00				
50	BINNINGTON Jordan	GK	5	0	0	0	0		0	0	0	0	0.00				
55	PARAYKO Colton	D	6	0	0	0	0	0	0	0	0	5	0.00	93:13	15:32	147	0:38
61	STONE Mark	F	6	2	2	4	0	+3	1	0	1	11	18.18	91:22	15:13	124	0:44
63	MARCHAND Brad	F	4	0	1	1	0	+1	0	0	0	7	0.00	38:04	9:31	68	0:33
87	CROSBY Sidney	F	4	2	4	6	0	+3	0	0	0	10	20.00	51:23	12:50	68	0:45
89	DOUGHTY Drew	D	6	0	1	1	0	+3	0	0	0	3	0.00	79:44	13:17	119	0:40
93	MARNER Mitch	F	6	1	4	5	0	+5	1	0	0	10	10.00	95:33	15:55	131	0:43
97	McDAVID Connor	F	6	2	11	13	0	+5	0	1	0	26	7.69	121:25	20:14	149	0:48

#### Goalkeeping Statistics

No.	Name	GPT	GKD	GPI	MIP	MIP%	GA	SVS	SOG	SVS%	GAA	SO	W	L
35	KUEMPER Darcy		6	1	0	0:00	0.00	0	0	0	0.00	0	0	0
48	THOMPSON Logan		6	6	1	60:00	16.53	1	24	25	96.00	1.00	0	1
50	BINNINGTON Jordan		6	5	5	303:03	83.47	9	109	109	91.74	1.78	1	4

#### Legend:

<b>+/-</b> Plus/minus net	<b>A</b> Assists	<b>AT/S</b> Average time per shift
<b>D</b> Defender	<b>F</b> Forward	<b>G</b> Goals
<b>GA</b> Goals against	<b>GAA</b> Goals against as average per 60 minutes	<b>GK</b> Goalkeeper
<b>GKD</b> Goalkeeper dressed	<b>GP</b> Games played	<b>GPI</b> Games played in
<b>GPT</b> Games played by team	<b>GWG</b> Game winning goals	<b>L</b> Number of games lost
<b>MIP</b> Minutes and seconds played	<b>MIP%</b> MIP as percentage	<b>M/G</b> Minutes per game
<b>No.</b> Jersey number	<b>PIM</b> Penalties in minutes	<b>Pos.</b> Position on team
<b>PPG</b> Power play goals	<b>PTS</b> Points	<b>SG%</b> Percentage of goals from total shots
<b>SHG</b> Shorthanded goals	<b>SO</b> Shutouts	<b>SOG</b> Shots on goal
<b>SVS</b> Saves	<b>SVS%</b> SVS as percentage of total SOG	<b>TM</b> Total minutes played
<b>TSh</b> Total shifts played	<b>W</b> Number of games won	



## Player Statistics by Team

Statistiche giocatori per squadra / Statistiques des joueurs par equipe

As of WED 18 FEB 2026

Including Game 24

### CZE - Czechia

#### Playing Statistics

No.	Name	Pos.	GP	G	A	PTS	PIM	+/-	GWG	PPG	SHG	SOG	SG%	TM	M/G	TSh	AT/S
1	DOSTAL Lukas	GK	4	0	0	0	0		0	0	0	0	0.00				
3	GUDAS Radko	D	5	0	1	1	4	+3	0	0	0	9	0.00	86:15	17:15	117	0:44
6	KEMPNY Michal	D	5	1	1	2	6	+3	0	0	0	8	12.50	105:37	21:07	138	0:45
7	SPACEK David	D	5	0	1	1	0	-2	0	0	0	4	0.00	72:46	14:33	98	0:44
10	CERVENKA Roman	F	5	2	3	5	2	0	1	0	0	9	22.22	81:09	16:13	102	0:47
12	FAKSA Radek	F	3	0	2	2	0	+2	0	0	0	2	0.00	35:56	11:58	56	0:38
14	CHLAPIK Filip	F	4	2	1	3	0	+3	0	0	0	9	22.22	38:49	9:42	63	0:36
17	HRONEK Filip	D	5	0	5	5	0	0	0	0	0	5	0.00	125:34	25:06	152	0:49
18	PALAT Ondrej	F	5	1	1	2	0	0	0	0	0	9	11.11	89:25	17:53	121	0:44
19	FLEK Jakub	F	5	0	0	0	0	-1	0	0	0	6	0.00	37:59	7:35	57	0:39
23	SEDLAK Lukas	F	5	1	1	2	2	-3	0	0	0	5	20.00	79:32	15:54	114	0:41
26	TICHACEK Jiri	D	3	0	0	0	0	0	0	0	0	2	0.00	23:23	7:47	28	0:50
44	RUTTA Jan	D	3	0	1	1	4	-1	0	0	0	2	0.00	37:35	12:31	58	0:38
48	HERTL Tomas	F	5	0	1	1	6	+1	0	0	0	12	0.00	90:05	18:01	115	0:47
50	VEJMELKA Karel	GK	1	0	0	0	0		0	0	0	0	0.00				
51	SIMEK Radim	D	5	1	0	1	0	-3	0	0	0	10	10.00	99:47	19:57	142	0:42
64	KAMPF David	F	5	1	2	3	0	+2	0	0	0	4	25.00	81:11	16:14	122	0:39
73	KASE Ondrej	F	5	0	0	0	0	-3	0	0	0	6	0.00	72:57	14:35	110	0:39
80	VLADAR Daniel	GK	5	0	0	0	0		0	0	0	0	0.00				
81	KUBALIK Dominik	F	4	0	0	0	4	-1	0	0	0	1	0.00	21:06	5:16	31	0:40
84	KUNDRATEK Tomas	D	4	0	0	0	0	-2	0	0	0	3	0.00	31:49	7:57	41	0:46
88	PASTRNAK David	F	5	2	3	5	0	+1	0	1	0	16	12.50	102:13	20:26	118	0:51
93	STRANSKY Matej	F	5	1	1	2	0	0	1	0	1	4	25.00	55:08	11:01	90	0:36
96	TOMASEK David	F	4	0	0	0	0	-1	0	0	0	2	0.00	28:42	7:10	45	0:38
98	NECAS Martin	F	5	3	5	8	2	+1	0	2	0	23	13.04	91:55	18:23	111	0:49

#### Goalkeeping Statistics

No.	Name	GPT	GKD	GPI	MIP	MIP%	GA	SVS	SOG	SVS%	GAA	SO	W	L	
1	DOSTAL Lukas		5	4	4	242:06	80.14	15	117	132	88.64	3.72	0	1	3
50	VEJMELKA Karel		5	1	0	0:00	0.00	0	0	0	0.00	0.00	0	0	0
80	VLADAR Daniel		5	5	1	60:00	19.86	3	9	12	75.00	3.00	0	1	0

#### Legend:

<b>+/-</b> Plus/minus net	<b>A</b> Assists	<b>AT/S</b> Average time per shift
<b>D</b> Defender	<b>F</b> Forward	<b>G</b> Goals
<b>GA</b> Goals against	<b>GAA</b> Goals against as average per 60 minutes	<b>GK</b> Goalkeeper
<b>GKD</b> Goalkeeper dressed	<b>GP</b> Games played	<b>GPI</b> Games played in
<b>GPT</b> Games played by team	<b>GWG</b> Game winning goals	<b>L</b> Number of games lost
<b>MIP</b> Minutes and seconds played	<b>MIP%</b> MIP as percentage	<b>M/G</b> Minutes per game
<b>No.</b> Jersey number	<b>PIM</b> Penalties in minutes	<b>Pos.</b> Position on team
<b>PPG</b> Power play goals	<b>PTS</b> Points	<b>SG%</b> Percentage of goals from total shots
<b>SHG</b> Shorthanded goals	<b>SO</b> Shutouts	<b>SOG</b> Shots on goal
<b>SVS</b> Saves	<b>SVS%</b> SVS as percentage of total SOG	<b>TM</b> Total minutes played
<b>TSh</b> Total shifts played	<b>W</b> Number of games won	



**Player Statistics by Team**  
Statistiche giocatori per squadra / Statistiques des joueurs par equipe

**REVISED**  
17 FEB 19:26

As of TUE 17 FEB 2026  
Including Game 21

**DEN - Denmark**

**Playing Statistics**

No.	Name	Pos.	GP	G	A	PTS	PIM	+/-	GWG	PPG	SHG	SOG	SG%	TM	M/G	TSh	AT/S
3	SETKOV Malte	D	4	0	1	1	2	-2	0	0	0	5	0.00	62:18	15:34	95	0:39
9	STORM Frederik	F	4	0	0	0	0	-4	0	0	0	2	0.00	31:17	7:49	46	0:40
11	TRUE Alexander	F	4	1	1	2	0	+2	0	0	0	8	12.50	62:04	15:31	81	0:45
12	MOELGAARD Oscar	F	4	1	2	3	4	0	0	0	0	2	50.00	66:16	16:34	88	0:45
15	LASSEN Matias	D	4	0	0	0	0	-2	0	0	0	1	0.00	17:20	4:20	28	0:37
17	JENSEN Nicklas	F	4	0	0	0	0	-2	0	0	0	3	0.00	51:17	12:49	74	0:41
20	ELLER Lars	F	4	0	1	1	6	-3	0	0	0	7	0.00	73:03	18:15	91	0:48
22	LAURIDSEN Markus	D	3	0	1	1	0	-1	0	0	0	5	0.00	67:33	22:31	81	0:50
24	EHLERS Nikolaj	F	4	1	2	3	0	+3	1	0	0	9	11.11	80:52	20:13	94	0:51
25	LAURIDSEN Oliver	D	4	0	1	1	4	+1	0	0	0	3	0.00	65:41	16:25	103	0:38
27	BJORKSTRAND Oliver	F	4	0	1	1	0	+1	0	0	0	13	0.00	82:48	20:42	91	0:54
29	AAGAARD Mikkel	F	4	1	2	3	0	0	0	1	0	6	16.67	54:48	13:42	77	0:42
30	SOGAARD Mads	GK	3	0	0	0	0		0	0	0	0	0.00				
31	ANDERSEN Frederik	GK	3	0	0	0	0		0	0	0	0	0.00				
38	POULSEN Morten	F	4	0	0	0	0	-1	0	0	0	0	0.00	17:27	4:21	28	0:37
40	KOCH Anders	D	1	0	0	0	0	0	0	0	0	0	0.00	0:00	0:00	0	0:00
41	JENSEN AABO Jesper	D	4	0	1	1	0	-2	0	0	0	4	0.00	91:43	22:55	116	0:47
42	BRUGGISSE Phillip	D	4	1	0	1	2	+2	0	0	0	8	12.50	69:05	17:16	102	0:40
48	JENSEN Nicholas B	D	4	1	0	1	0	-4	0	0	0	7	14.29	73:00	18:15	109	0:40
50	BAU Mathias	F	0	0	0	0	0	0	0	0	0	0	0.00	0:00	0:00	0	0:00
63	RUSSELL Patrick	F	4	0	0	0	2	-3	0	0	0	8	0.00	75:15	18:48	88	0:51
65	WEJSE Christian	F	4	0	1	1	2	-3	0	0	0	2	0.00	41:51	10:27	59	0:42
80	DICHOW Frederik	GK	2	0	0	0	0		0	0	0	0	0.00				
86	BLICHFELD Joachim	F	4	0	2	2	0	-2	0	0	0	4	0.00	44:18	11:04	62	0:42
95	OLESEN Nick	F	4	4	1	5	0	0	0	1	0	9	44.44	62:49	15:42	89	0:42

**Goalkeeping Statistics**

No.	Name	GPT	GKD	GPI	MIP	MIP%	GA	SVS	SOG	SVS%	GAA	SO	W	L
30	SOGAARD Mads		4	3	1	51:07	21.79	5	32	37	86.49	5.87	0	0
31	ANDERSEN Frederik		4	3	3	174:34	74.42	8	84	92	91.30	2.75	0	1
80	DICHOW Frederik		4	2	1	8:53	3.79	1	9	10	90.00	6.75	0	0

**Legend:**

<b>+/-</b> Plus/minus net	<b>A</b> Assists	<b>AT/S</b> Average time per shift
<b>D</b> Defender	<b>F</b> Forward	<b>G</b> Goals
<b>GA</b> Goals against	<b>GAA</b> Goals against as average per 60 minutes	<b>GK</b> Goalkeeper
<b>GKD</b> Goalkeeper dressed	<b>GP</b> Games played	<b>GPI</b> Games played in
<b>GPT</b> Games played by team	<b>GWG</b> Game winning goals	<b>L</b> Number of games lost
<b>MIP</b> Minutes and seconds played	<b>MIP%</b> MIP as percentage	<b>M/G</b> Minutes per game
<b>No.</b> Jersey number	<b>PIM</b> Penalties in minutes	<b>Pos.</b> Position on team
<b>PPG</b> Power play goals	<b>PTS</b> Points	<b>SG%</b> Percentage of goals from total shots
<b>SHG</b> Shorthanded goals	<b>SO</b> Shutouts	<b>SOG</b> Shots on goal
<b>SVS</b> Saves	<b>SVS%</b> SVS as percentage of total SOG	<b>TM</b> Total minutes played
<b>TSh</b> Total shifts played	<b>W</b> Number of games won	

**REVISED** Revised to correct Time on Ice statistics for player #40 KOCH Anders.



## Player Statistics by Team

Statistiche giocatori per squadra / Statistiques des joueurs par equipe

As of SAT 21 FEB 2026

Including Game 29

### FIN - Finland

#### Playing Statistics

No.	Name	Pos.	GP	G	A	PTS	PIM	+/-	GWG	PPG	SHG	SOG	SG%	TM	M/G	TSh	AT/S
3	MAATTA Olli	D	6	0	1	1	0	+2	0	0	0	4	0.00	78:11	13:01	113	0:41
4	LEHTONEN Mikko	D	2	0	0	0	0	0	0	0	0	0	0.00	7:23	3:41	18	0:24
10	JOKIHARJU Henri	D	6	0	1	1	0	+2	0	0	0	6	0.00	46:20	7:43	71	0:39
15	LUNDELL Anton	F	5	1	1	2	4	+3	1	0	0	10	10.00	84:07	16:49	119	0:42
20	AHO Sebastian	F	6	4	2	6	2	+4	1	0	0	15	26.67	117:04	19:30	143	0:49
23	LINDELL Esa	D	6	0	3	3	0	+3	0	0	0	9	0.00	146:59	24:29	170	0:51
24	HINTZ Roope	F	6	1	3	4	2	+3	0	1	0	14	7.14	100:42	16:47	136	0:44
27	LUOSTARINEN Eetu	F	6	0	4	4	2	+4	0	0	0	4	0.00	95:55	15:59	137	0:42
28	TOLVANEN Eeli	F	5	1	2	3	0	+2	0	0	0	9	11.11	53:33	10:42	81	0:39
32	LANKINEN Kevin	GK	2	0	0	0	0		0	0	0	0	0.00				
33	MATINPALO Nikolas	D	5	1	0	1	0	+2	0	0	0	4	25.00	23:00	4:36	48	0:28
40	ARMIA Joel	F	6	3	5	8	2	+7	0	0	1	19	15.79	77:19	12:53	118	0:39
41	HEISKANEN Miro	D	6	2	3	5	4	+3	0	1	0	16	12.50	158:29	26:24	166	0:57
55	RISTOLAINEN Rasmus	D	6	0	3	3	2	+9	0	0	0	7	0.00	118:30	19:45	156	0:45
56	HAULA Erik	F	6	3	3	6	6	+4	1	0	1	9	33.33	62:56	10:29	98	0:38
62	LEHKONEN Artturi	F	6	2	4	6	4	+5	1	0	0	20	10.00	99:03	16:30	138	0:43
64	GRANLUND Mikael	F	6	2	1	3	0	+3	0	1	0	14	14.29	103:35	17:15	126	0:49
70	KORPISALO Joonas	GK	4	0	0	0	0		0	0	0	0	0.00				
74	SAROS Juuse	GK	6	0	0	0	0		0	0	0	0	0.00				
77	MIKKOLA Niko	D	6	0	3	3	4	+9	0	0	0	11	0.00	115:59	19:19	158	0:44
84	KAKKO Kaapo	F	6	3	2	5	2	+5	0	0	0	15	20.00	80:52	13:28	116	0:41
86	TERAVAINEN Teuvo	F	6	0	1	1	0	+1	0	0	0	8	0.00	88:34	14:45	122	0:43
91	KAPANEN Oliver	F	3	0	0	0	0	+1	0	0	0	1	0.00	16:23	5:27	20	0:49
94	KIVIRANTA Joel	F	5	2	0	2	0	+3	0	0	0	2	100.00	17:17	3:27	26	0:39
96	RANTANEN Mikko	F	5	2	4	6	2	+1	0	1	0	12	16.67	91:13	18:14	115	0:47

#### Goalkeeping Statistics

No.	Name	GPT	GKD	GPI	MIP	MIP%	GA	SVS	SOG	SVS%	GAA	SO	W	L
32	LANKINEN Kevin		6	2	0	0:00	0.00	0	0	0	0.00	0.00	0	0
70	KORPISALO Joonas		6	4	0	0:00	0.00	0	0	0	0.00	0.00	0	0
74	SAROS Juuse		6	6	6	360:27	100.00	10	157	167	94.01	1.66	1	4

#### Legend:

<b>+/-</b> Plus/minus net	<b>A</b> Assists	<b>AT/S</b> Average time per shift
<b>D</b> Defender	<b>F</b> Forward	<b>G</b> Goals
<b>GA</b> Goals against	<b>GAA</b> Goals against as average per 60 minutes	<b>GK</b> Goalkeeper
<b>GKD</b> Goalkeeper dressed	<b>GP</b> Games played	<b>GPI</b> Games played in
<b>GPT</b> Games played by team	<b>GWG</b> Game winning goals	<b>L</b> Number of games lost
<b>MIP</b> Minutes and seconds played	<b>MIP%</b> MIP as percentage	<b>M/G</b> Minutes per game
<b>No.</b> Jersey number	<b>PIM</b> Penalties in minutes	<b>Pos.</b> Position on team
<b>PPG</b> Power play goals	<b>PTS</b> Points	<b>SG%</b> Percentage of goals from total shots
<b>SHG</b> Shorthanded goals	<b>SO</b> Shutouts	<b>SOG</b> Shots on goal
<b>SVS</b> Saves	<b>SVS%</b> SVS as percentage of total SOG	<b>TM</b> Total minutes played
<b>TSh</b> Total shifts played	<b>W</b> Number of games won	



## Player Statistics by Team

Statistiche giocatori per squadra / Statistiques des joueurs par equipe

As of TUE 17 FEB 2026

Including Game 19

### FRA - France

#### Playing Statistics

No.	Name	Pos.	GP	G	A	PTS	PIM	+/-	GWG	PPG	SHG	SOG	SG%	TM	M/G	TSh	AT/S
3	BERTRAND Charles	F	4	0	2	2	0	-5	0	0	0	6	0.00	57:19	14:19	80	0:42
5	GUEBEY Enzo	D	4	0	0	0	2	-3	0	0	0	5	0.00	65:34	16:23	87	0:45
7	CRINON Pierre	D	3	0	1	1	33	-1	0	0	0	1	0.00	45:16	15:05	63	0:43
8	GALLET Hugo	D	4	1	0	1	2	-6	0	0	0	1	100.00	87:33	21:53	112	0:46
14	da COSTA Stephane	F	4	0	1	1	2	-6	0	0	0	7	0.00	76:34	19:08	93	0:49
18	AUVITU Yohann	D	3	0	1	1	4	-3	0	0	0	5	0.00	56:05	18:41	73	0:46
19	CANTAGALLO Enzo	D	3	0	0	0	2	0	0	0	0	1	0.00	21:45	7:15	36	0:36
24	ADDAMO Justin	F	4	0	2	2	0	0	0	0	0	5	0.00	60:17	15:04	89	0:40
25	RITZ Nicolas	F	3	0	0	0	2	-2	0	0	0	2	0.00	27:13	9:04	45	0:36
27	BOSCQ Jules	D	4	0	0	0	0	-8	0	0	0	6	0.00	82:17	20:34	104	0:47
29	BOUDON Louis	F	4	2	1	3	0	-5	0	1	0	5	40.00	63:20	15:50	84	0:45
30	KELLER Antoine	GK	3	0	0	0	0		0	0	0	0	0.00				
33	JUNCA Julian	GK	3	0	0	0	0		0	0	0	0	0.00				
36	NECKAR Martin	GK	2	0	0	0	0		0	0	0	0	0.00				
41	BELLEMARE Pierre-Edouard	F	4	1	0	1	2	-4	0	0	0	6	16.67	73:34	18:23	98	0:45
62	CHAKIACHVILI Florian	D	4	0	0	0	0	0	0	0	0	4	0.00	64:12	16:03	86	0:44
72	PERRET Jordann	F	3	0	1	1	0	-2	0	0	0	5	0.00	49:41	16:33	76	0:39
74	THIRY Thomas	D	3	0	0	0	0	-3	0	0	0	2	0.00	35:44	11:54	54	0:39
77	TREILLE Sacha	F	4	1	0	1	0	0	0	0	0	5	20.00	61:29	15:22	77	0:47
78	FABRE Dylan	F	4	0	0	0	0	-5	0	0	0	8	0.00	56:16	14:04	86	0:39
81	RECH Anthony	F	4	0	0	0	2	-2	0	0	0	0	0.00	27:51	6:57	44	0:37
85	TEXIER Alexandre	F	4	0	0	0	0	-10	0	0	0	8	0.00	81:39	20:24	97	0:50
90	DAIR Aurelien	F	2	0	0	0	0	0	0	0	0	0	0.00	3:46	1:53	6	0:37
91	DOUAY Florian	F	4	1	0	1	2	0	0	0	0	1	100.00	46:58	11:44	70	0:40
95	BOZON Kevin	F	4	0	0	0	4	-1	0	0	0	1	0.00	32:17	8:04	53	0:36

#### Goalkeeping Statistics

No.	Name	GPT	GKD	GPI	MIP	MIP%	GA	SVS	SOG	SVS%	GAA	SO	W	L	
30	KELLER Antoine		4	3	3	117:49	49.54	9	69	78	88.46	4.58	0	0	1
33	JUNCA Julian		4	3	3	78:07	32.85	9	49	58	84.48	6.91	0	0	2
36	NECKAR Martin		4	2	1	41:53	17.61	6	20	26	76.92	8.60	0	0	1

#### Legend:

<b>+/-</b> Plus/minus net	<b>A</b> Assists	<b>AT/S</b> Average time per shift
<b>D</b> Defender	<b>F</b> Forward	<b>G</b> Goals
<b>GA</b> Goals against	<b>GAA</b> Goals against as average per 60 minutes	<b>GK</b> Goalkeeper
<b>GKD</b> Goalkeeper dressed	<b>GP</b> Games played	<b>GPI</b> Games played in
<b>GPT</b> Games played by team	<b>GWG</b> Game winning goals	<b>L</b> Number of games lost
<b>MIP</b> Minutes and seconds played	<b>MIP%</b> MIP as percentage	<b>M/G</b> Minutes per game
<b>No.</b> Jersey number	<b>PIM</b> Penalties in minutes	<b>Pos.</b> Position on team
<b>PPG</b> Power play goals	<b>PTS</b> Points	<b>SG%</b> Percentage of goals from total shots
<b>SHG</b> Shorthanded goals	<b>SO</b> Shutouts	<b>SOG</b> Shots on goal
<b>SVS</b> Saves	<b>SVS%</b> SVS as percentage of total SOG	<b>TM</b> Total minutes played
<b>TSh</b> Total shifts played	<b>W</b> Number of games won	



## Player Statistics by Team

Statistiche giocatori per squadra / Statistiques des joueurs par equipe

As of WED 18 FEB 2026

Including Game 23

### GER - Germany

#### Playing Statistics

No.	Name	Pos.	GP	G	A	PTS	PIM	+/-	GWG	PPG	SHG	SOG	SG%	TM	M/G	TSh	AT/S
6	WISSMANN Kai	D	5	0	0	0	4	-6	0	0	0	8	0.00	103:16	20:39	135	0:45
8	RIEDER Tobias	F	5	0	1	1	2	-1	0	0	0	5	0.00	47:15	9:27	77	0:36
9	GAWANKE Leon	D	5	0	0	0	0	-1	0	0	0	5	0.00	57:03	11:24	85	0:40
11	GEIBEL Korbinian	D	0	0	0	0	0	0	0	0	0	0	0.00	0:00	0:00	0	0:00
18	STUTZLE Tim	F	5	4	2	6	0	-2	1	1	0	15	26.67	109:35	21:55	101	1:05
19	STACHOWIAK Wojciech	F	2	0	1	1	2	+2	0	0	0	0	0.00	21:16	10:38	27	0:47
29	DRAISAITL Leon	F	5	2	5	7	0	+2	0	1	0	19	10.53	122:27	24:29	120	1:01
30	GRUBAUER Philipp	GK	5	0	0	0	0		0	0	0	0	0.00				
35	NIEDERBERGER Mathias	GK	0	0	0	0	0		0	0	0	0	0.00				
37	FRANZREB Maximilian	GK	5	0	0	0	0		0	0	0	0	0.00				
38	WAGNER Fabio	D	5	0	1	1	0	+1	0	0	0	7	0.00	86:07	17:13	126	0:41
40	EHL Alexander	F	5	0	0	0	0	-1	0	0	0	4	0.00	44:58	8:59	70	0:38
41	MULLER Jonas	D	5	0	0	0	4	-6	0	0	0	1	0.00	88:34	17:42	118	0:45
44	SAMANSKI Joshua	F	5	1	1	2	2	-3	0	1	0	6	16.67	87:52	17:34	101	0:52
49	KALBLE Lukas	D	5	1	1	2	2	0	0	0	0	9	11.11	61:01	12:12	98	0:37
53	SEIDER Moritz	D	5	0	2	2	0	+2	0	0	0	15	0.00	131:22	26:16	144	0:54
62	TUOMIE Parker	F	3	0	0	0	0	-2	0	0	0	2	0.00	36:31	12:10	51	0:42
65	MICHAELIS Marc	F	5	0	0	0	2	-1	0	0	0	2	0.00	60:03	12:00	81	0:44
72	KAHUN Dominik	F	5	0	1	1	0	-3	0	0	0	4	0.00	69:20	13:52	88	0:47
73	REICHEL Lukas	F	5	2	1	3	0	-1	0	0	0	10	20.00	81:12	16:14	99	0:49
74	SCHUTZ Justin	F	2	0	0	0	0	0	0	0	0	0	0.00	0:00	0:00	0	0:00
77	PETERKA John	F	5	1	3	4	2	-2	0	0	0	11	9.09	104:20	20:52	101	1:01
78	STURM Nico	F	5	1	0	1	0	-1	0	0	0	3	33.33	51:46	10:21	79	0:39
91	MULLER Moritz	D	5	0	1	1	0	+2	0	0	0	6	0.00	46:31	9:18	65	0:42
95	TIFFELS Frederik	F	5	2	2	4	0	+1	1	1	0	10	20.00	77:09	15:25	97	0:47

#### Goalkeeping Statistics

No.	Name	GPT	GKD	GPI	MIP	MIP%	GA	SVS	SOG	SVS%	GAA	SO	W	L
30	GRUBAUER Philipp		5	5	4	236:40	79.78	11	114	125	91.20	2.79	0	2
35	NIEDERBERGER Mathias		5	0	0	0:00	0.00	0	0	0	0.00	0.00	0	0
37	FRANZREB Maximilian		5	5	1	60:00	20.22	5	32	37	86.49	5.00	0	1

#### Legend:

<b>+/-</b> Plus/minus net	<b>A</b> Assists	<b>AT/S</b> Average time per shift
<b>D</b> Defender	<b>F</b> Forward	<b>G</b> Goals
<b>GA</b> Goals against	<b>GAA</b> Goals against as average per 60 minutes	<b>GK</b> Goalkeeper
<b>GKD</b> Goalkeeper dressed	<b>GP</b> Games played	<b>GPI</b> Games played in
<b>GPT</b> Games played by team	<b>GWG</b> Game winning goals	<b>L</b> Number of games lost
<b>MIP</b> Minutes and seconds played	<b>MIP%</b> MIP as percentage	<b>M/G</b> Minutes per game
<b>No.</b> Jersey number	<b>PIM</b> Penalties in minutes	<b>Pos.</b> Position on team
<b>PPG</b> Power play goals	<b>PTS</b> Points	<b>SG%</b> Percentage of goals from total shots
<b>SHG</b> Shorthanded goals	<b>SO</b> Shutouts	<b>SOG</b> Shots on goal
<b>SVS</b> Saves	<b>SVS%</b> SVS as percentage of total SOG	<b>TM</b> Total minutes played
<b>TSh</b> Total shifts played	<b>W</b> Number of games won	



## Player Statistics by Team

Statistiche giocatori per squadra / Statistiques des joueurs par equipe

As of TUE 17 FEB 2026

Including Game 20

### ITA - Italy

#### Playing Statistics

No.	Name	Pos.	GP	G	A	PTS	PIM	+/-	GWG	PPG	SHG	SOG	SG%	TM	M/G	TSh	AT/S
6	SEED Jason	D	4	0	0	0	2	-8	0	0	0	0	0.00	55:31	13:52	74	0:45
7	SEGAFREDO Alessandro	F	2	0	0	0	0	-1	0	0	0	3	0.00	28:12	14:06	36	0:47
9	MANTENUTO Daniel	F	4	0	0	0	2	-4	0	0	0	5	0.00	54:38	13:39	81	0:40
10	GAZLEY Dustin	F	4	1	2	3	2	-3	0	0	0	4	25.00	72:56	18:14	93	0:47
11	ZANETTI Marco	F	3	0	0	0	4	-2	0	0	0	6	0.00	40:10	13:23	49	0:49
13	BRADLEY Matt	F	4	2	0	2	0	-5	0	1	0	8	25.00	57:43	14:25	69	0:50
18	SARACINO Nicholas	F	3	0	0	0	0	-3	0	0	0	2	0.00	48:16	16:05	62	0:46
19	PETAN Alex	F	3	0	0	0	0	-3	0	0	0	3	0.00	44:30	14:50	54	0:49
20	CLARA Damian	GK	4	0	0	0	0		0	0	0	0	0.00				
21	GLIRA Daniel	D	4	0	0	0	2	-3	0	0	0	2	0.00	51:52	12:58	71	0:43
22	KOSTNER Diego	F	3	0	0	0	0	-1	0	0	0	0	0.00	27:18	9:06	38	0:43
23	MORINI Giovanni	F	4	0	0	0	0	-1	0	0	0	3	0.00	51:49	12:57	78	0:39
27	LARKIN Thomas	D	4	0	2	2	6	-2	0	0	0	3	0.00	70:54	17:43	86	0:49
34	PURDELLER Tommy	F	3	0	0	0	2	-2	0	0	0	2	0.00	39:32	13:10	53	0:44
35	FADANI Davide	GK	4	0	0	0	0		0	0	0	0	0.00				
36	DIGIACINTO Cristiano	F	3	0	0	0	2	-1	0	0	0	4	0.00	54:17	18:05	63	0:51
37	PIETRONIRO Phil	D	4	0	2	2	0	-1	0	0	0	5	0.00	64:02	16:00	77	0:49
53	TRIVELLATO Alex	D	4	0	0	0	0	-3	0	0	0	4	0.00	70:10	17:32	87	0:48
55	ZANATTA Luca	D	4	0	0	0	0	+1	0	0	0	2	0.00	65:52	16:28	84	0:47
59	VALLINI Gianluca	GK	0	0	0	0	0		0	0	0	0	0.00				
67	FRYCKLUND Mats	F	4	0	0	0	6	-4	0	0	0	5	0.00	71:00	17:45	90	0:47
77	di TOMASO Gregory	D	4	0	0	0	2	-2	0	0	0	3	0.00	59:51	14:57	70	0:51
88	de LUCA Tommaso	F	4	0	0	0	0	-6	0	0	0	8	0.00	59:30	14:52	74	0:48
90	di PERNA Dylan	D	4	0	0	0	2	-8	0	0	0	2	0.00	46:00	11:30	65	0:42
93	FRIGO Luca	F	4	1	0	1	2	-3	0	0	0	5	20.00	49:56	12:29	75	0:39

#### Goalkeeping Statistics

No.	Name	GPT	GKD	GPI	MIP	MIP%	GA	SVS	SOG	SVS%	GAA	SO	W	L	
20	CLARA Damian		4	4	4	152:07	64.60	13	133	146	91.10	5.13	0	0	4
35	FADANI Davide		4	4	3	83:22	35.40	8	56	64	87.50	5.76	0	0	0
59	VALLINI Gianluca		4	0	0	0:00	0.00	0	0	0	0.00	0.00	0	0	0

#### Legend:

<b>+/-</b> Plus/minus net	<b>A</b> Assists	<b>AT/S</b> Average time per shift
<b>D</b> Defender	<b>F</b> Forward	<b>G</b> Goals
<b>GA</b> Goals against	<b>GAA</b> Goals against as average per 60 minutes	<b>GK</b> Goalkeeper
<b>GKD</b> Goalkeeper dressed	<b>GP</b> Games played	<b>GPI</b> Games played in
<b>GPT</b> Games played by team	<b>GWG</b> Game winning goals	<b>L</b> Number of games lost
<b>MIP</b> Minutes and seconds played	<b>MIP%</b> MIP as percentage	<b>M/G</b> Minutes per game
<b>No.</b> Jersey number	<b>PIM</b> Penalties in minutes	<b>Pos.</b> Position on team
<b>PPG</b> Power play goals	<b>PTS</b> Points	<b>SG%</b> Percentage of goals from total shots
<b>SHG</b> Shorthanded goals	<b>SO</b> Shutouts	<b>SOG</b> Shots on goal
<b>SVS</b> Saves	<b>SVS%</b> SVS as percentage of total SOG	<b>TM</b> Total minutes played
<b>TSh</b> Total shifts played	<b>W</b> Number of games won	



### Player Statistics by Team

Statistiche giocatori per squadra / Statistiques des joueurs par equipe

As of TUE 17 FEB 2026

Including Game 22

### LAT - Latvia

#### Playing Statistics

No.	Name	Pos.	GP	G	A	PTS	PIM	+/-	GWG	PPG	SHG	SOG	SG%	TM	M/G	TSh	AT/S
3	SMITS Alberts	D	4	0	2	2	2	-2	0	0	0	7	0.00	74:59	18:44	93	0:48
9	KRASTENBERGS Renars	F	4	2	1	3	2	-2	1	0	0	16	12.50	70:25	17:36	86	0:49
11	LOCMELIS Dans	F	4	2	0	2	0	-4	0	2	0	5	40.00	64:18	16:04	82	0:47
13	BUKARTS Rihards	F	4	0	0	0	0	-2	0	0	0	2	0.00	24:59	6:14	39	0:38
16	DAUGAVINS Kaspars	F	4	0	1	1	2	-2	0	0	0	1	0.00	54:12	13:33	75	0:43
17	DZIERKALS Martins	F	4	0	0	0	2	-2	0	0	0	5	0.00	56:01	14:00	83	0:40
21	BALCERS Rudolfs	F	3	0	1	1	0	-3	0	0	0	4	0.00	45:37	15:12	56	0:48
22	VILMANIS Sandis	F	4	0	0	0	2	-4	0	0	0	6	0.00	63:26	15:51	90	0:42
23	BLUGERS Teodors	F	4	0	1	1	2	-3	0	0	0	2	0.00	71:49	17:57	96	0:44
26	BALINSKIS Uvis Janis	D	4	0	1	1	2	0	0	0	0	6	0.00	98:45	24:41	104	0:56
27	CIBULSKIS Oskars	D	3	0	0	0	0	-2	0	0	0	1	0.00	20:02	6:40	32	0:37
28	GIRGENSONS Zemgus	F	4	0	4	4	0	0	0	0	0	6	0.00	86:41	21:40	101	0:51
29	FREIBERGS Ralfs	D	2	0	0	0	0	0	0	0	0	1	0.00	16:57	8:28	22	0:46
30	MERZLIKINS Elvis	GK	4	0	0	0	0		0	0	0	0	0.00				
31	SILOVS Arturs	GK	4	0	0	0	0		0	0	0	0	0.00				
34	TRALMAKS Eduards	F	4	3	1	4	6	+1	0	0	0	13	23.08	71:42	17:55	92	0:46
43	RAVINSKIS Anri	F	4	0	0	0	0	-1	0	0	0	2	0.00	25:56	6:29	35	0:44
50	GUDLEVSKIS Kristers	GK	0	0	0	0	0		0	0	0	0	0.00				
55	MAMCICS Roberts	D	4	0	0	0	4	-4	0	0	0	1	0.00	55:35	13:53	84	0:39
71	BUKARTS Roberts	F	3	0	0	0	0	-1	0	0	0	0	0.00	6:51	2:17	9	0:45
72	JAKS Janis	D	3	0	2	2	0	+1	0	0	0	6	0.00	54:51	18:17	72	0:45
77	ZILE Kristaps Roberts	D	4	1	1	2	2	-4	0	0	0	5	20.00	67:05	16:46	96	0:41
94	RUBINS Kristians	D	4	0	0	0	2	-4	0	0	0	6	0.00	79:37	19:54	106	0:45
95	BATNA Oskars	F	4	0	0	0	2	-2	0	0	0	1	0.00	54:01	13:30	70	0:46
97	EGLE Haralds	F	2	0	0	0	0	0	0	0	0	0	0.00	14:52	7:26	18	0:49

#### Goalkeeping Statistics

No.	Name	GPT	GKD	GPI	MIP	MIP%	GA	SVS	SOG	SVS%	GAA	SO	W	L	
30	MERZLIKINS Elvis		4	4	2	100:00	41.71	9	51	60	85.00	5.40	0	0	2
31	SILOVS Arturs		4	4	3	139:44	58.29	7	48	55	87.27	3.01	0	1	1
50	GUDLEVSKIS Kristers		4	0	0	0:00	0.00	0	0	0	0.00	0.00	0	0	0

#### Legend:

<b>+/-</b> Plus/minus net	<b>A</b> Assists	<b>AT/S</b> Average time per shift
<b>D</b> Defender	<b>F</b> Forward	<b>G</b> Goals
<b>GA</b> Goals against	<b>GAA</b> Goals against as average per 60 minutes	<b>GK</b> Goalkeeper
<b>GKD</b> Goalkeeper dressed	<b>GP</b> Games played	<b>GPI</b> Games played in
<b>GPT</b> Games played by team	<b>GWG</b> Game winning goals	<b>L</b> Number of games lost
<b>MIP</b> Minutes and seconds played	<b>MIP%</b> MIP as percentage	<b>M/G</b> Minutes per game
<b>No.</b> Jersey number	<b>PIM</b> Penalties in minutes	<b>Pos.</b> Position on team
<b>PPG</b> Power play goals	<b>PTS</b> Points	<b>SG%</b> Percentage of goals from total shots
<b>SHG</b> Shorthanded goals	<b>SO</b> Shutouts	<b>SOG</b> Shots on goal
<b>SVS</b> Saves	<b>SVS%</b> SVS as percentage of total SOG	<b>TM</b> Total minutes played
<b>TSh</b> Total shifts played	<b>W</b> Number of games won	



## Player Statistics by Team

Statistiche giocatori per squadra / Statistiques des joueurs par equipe

As of WED 18 FEB 2026

Including Game 25

### SUI - Switzerland

#### Playing Statistics

No.	Name	Pos.	GP	G	A	PTS	PIM	+/-	GWG	PPG	SHG	SOG	SG%	TM	M/G	TSh	AT/S
8	KNAK Simon	F	3	0	0	0	2	0	0	0	0	3	0.00	34:47	11:35	57	0:36
9	RIAT Damien	F	5	2	1	3	4	-2	1	1	0	11	18.18	60:40	12:08	98	0:37
13	HISCHIER Nico	F	5	1	3	4	0	+1	0	1	0	18	5.56	102:10	20:26	131	0:46
14	KUKAN Dean	D	5	1	2	3	2	-2	1	0	0	7	14.29	88:22	17:40	120	0:44
17	JAGER Ken	F	5	0	2	2	0	-2	0	0	0	7	0.00	69:32	13:54	105	0:39
20	BERRA Reto	GK	2	0	0	0	0		0	0	0	0	0.00				
21	FIALA Kevin	F	2	0	1	1	0	+2	0	0	0	6	0.00	39:20	19:40	50	0:47
22	NIEDERREITER Nino	F	5	1	0	1	2	-3	0	0	0	10	10.00	76:45	15:21	105	0:43
23	KURASHEV Philipp	F	5	1	2	3	2	+3	1	0	0	8	12.50	82:17	16:27	110	0:44
28	MEIER Timo	F	5	3	4	7	0	+6	0	1	0	21	14.29	92:47	18:33	113	0:49
40	SCHMID Akira	GK	3	0	0	0	0		0	0	0	0	0.00				
43	GLAUSER Andrea	D	4	0	0	0	0	0	0	0	0	2	0.00	53:01	13:15	71	0:44
44	SUTER Pius	F	5	2	1	3	0	-1	0	1	0	9	22.22	82:31	16:30	123	0:40
45	FORA Michael	D	5	0	1	1	6	+3	0	0	0	5	0.00	66:19	13:15	93	0:42
54	MARTI Christian	D	5	0	0	0	2	0	0	0	0	3	0.00	60:06	12:01	82	0:43
56	BERNI Tim	D	3	0	0	0	0	-1	0	0	0	0	0.00	4:16	1:25	7	0:36
62	MALGIN Denis	F	2	0	0	0	2	+1	0	0	0	1	0.00	20:20	10:10	27	0:45
63	GENONI Leonardo	GK	5	0	0	0	0		0	0	0	0	0.00				
71	SIEGENTHALER Jonas	D	5	0	0	0	4	-2	0	0	0	2	0.00	99:32	19:54	121	0:49
73	SCHMID Sandro	F	5	0	0	0	0	-2	0	0	0	8	0.00	46:00	9:12	72	0:38
79	THURKAUF Calvin	F	5	0	0	0	0	-1	0	0	0	4	0.00	71:16	14:15	105	0:40
85	ANDRIGHETTO Sven	F	5	0	3	3	0	-3	0	0	0	18	0.00	75:44	15:08	109	0:41
86	MOSER Janis	D	5	1	3	4	4	0	0	0	0	9	11.11	96:03	19:12	121	0:47
88	BERTSCHY Christoph	F	5	0	0	0	2	-2	0	0	0	2	0.00	54:33	10:54	84	0:38
90	JOSI Roman	D	5	2	2	4	0	0	0	1	0	17	11.76	110:24	22:04	130	0:50

#### Goalkeeping Statistics

No.	Name	GPT	GKD	GPI	MIP	MIP%	GA	SVS	SOG	SVS%	GAA	SO	W	L
20	BERRA Reto		5	2	0	0:00	0.00	0	0	0	0.00	0	0	0
40	SCHMID Akira		5	3	1	60:00	19.66	5	34	39	87.18	5	0	1
63	GENONI Leonardo		5	5	4	245:10	80.34	6	104	110	94.55	1	47	2

#### Legend:

<b>+/-</b> Plus/minus net	<b>A</b> Assists	<b>AT/S</b> Average time per shift
<b>D</b> Defender	<b>F</b> Forward	<b>G</b> Goals
<b>GA</b> Goals against	<b>GAA</b> Goals against as average per 60 minutes	<b>GK</b> Goalkeeper
<b>GKD</b> Goalkeeper dressed	<b>GP</b> Games played	<b>GPI</b> Games played in
<b>GPT</b> Games played by team	<b>GWG</b> Game winning goals	<b>L</b> Number of games lost
<b>MIP</b> Minutes and seconds played	<b>MIP%</b> MIP as percentage	<b>M/G</b> Minutes per game
<b>No.</b> Jersey number	<b>PIM</b> Penalties in minutes	<b>Pos.</b> Position on team
<b>PPG</b> Power play goals	<b>PTS</b> Points	<b>SG%</b> Percentage of goals from total shots
<b>SHG</b> Shorthanded goals	<b>SO</b> Shutouts	<b>SOG</b> Shots on goal
<b>SVS</b> Saves	<b>SVS%</b> SVS as percentage of total SOG	<b>TM</b> Total minutes played
<b>TSh</b> Total shifts played	<b>W</b> Number of games won	



## Player Statistics by Team

Statistiche giocatori per squadra / Statistiques des joueurs par equipe

As of SAT 21 FEB 2026

Including Game 29

### SVK - Slovakia

#### Playing Statistics

No.	Name	Pos.	GP	G	A	PTS	PIM	+/-	GWG	PPG	SHG	SOG	SG%	TM	M/G	TSh	AT/S
6	CINGEL Lukas	F	6	0	1	1	2	-1	0	0	0	6	0.00	60:48	10:08	96	0:38
8	OKULIAR Oliver	F	6	1	1	2	4	-1	1	0	0	7	14.29	83:30	13:55	118	0:42
11	KELEMEN Milos	F	6	1	1	2	4	+2	0	0	0	8	12.50	80:14	13:22	128	0:37
14	CERESNAK Peter	D	6	0	2	2	0	+5	0	0	0	5	0.00	104:31	17:25	139	0:45
15	DVORSKY Dalibor	F	6	3	3	6	0	-3	1	1	0	17	17.65	91:44	15:17	109	0:50
17	NEMEC Simon	D	6	0	2	2	2	-6	0	0	0	12	0.00	134:18	22:23	157	0:51
20	SLAFKOVSKY Juraj	F	6	4	4	8	2	-3	0	1	0	27	14.81	119:05	19:50	137	0:52
21	RUZICKA Adam	F	6	2	3	5	2	+3	1	0	0	10	20.00	104:29	17:24	138	0:45
23	LISKA Adam	F	6	0	2	2	0	0	0	0	0	9	0.00	71:19	11:53	109	0:39
28	GERNAT Martin	D	6	1	3	4	2	+1	0	0	0	13	7.69	96:59	16:09	145	0:40
29	IVAN Michal	D	1	0	0	0	0	+1	0	0	0	0	0.00	3:26	3:26	8	0:25
30	GAJAN Adam	GK	0	0	0	0	0		0	0	0	0	0.00				
31	HLAVAJ Samuel	GK	6	0	0	0	2		0	0	0	0	0.00				
33	SKORVANEK Stanislav	GK	6	0	0	0	0		0	0	0	0	0.00				
34	CEHLARIK Peter	F	2	0	0	0	0	0	0	0	0	2	0.00	12:07	6:03	20	0:36
42	FEHERVARY Martin	D	6	0	4	4	6	-4	0	0	0	6	0.00	126:07	21:01	170	0:44
49	TAKAC Samuel	F	6	0	0	0	0	-1	0	0	0	2	0.00	27:23	4:33	48	0:34
52	MARINCIN Martin	D	6	0	0	0	8	-3	0	0	0	4	0.00	56:21	9:23	86	0:39
64	KOCH Patrik	D	5	0	2	2	4	+4	0	0	0	8	0.00	59:07	11:49	83	0:42
76	POSPISIL Martin	F	4	0	1	1	0	+2	0	0	0	8	0.00	54:00	13:30	89	0:36
79	HUDACEK Libor	F	6	1	1	2	0	0	0	1	0	9	11.11	91:32	15:15	114	0:48
81	CERNAK Erik	D	6	0	1	1	14	-1	0	0	0	5	0.00	116:59	19:29	165	0:42
84	REGENDA Pavol	F	6	3	2	5	6	0	0	0	0	12	25.00	94:23	15:43	127	0:44
90	TATAR Tomas	F	6	2	1	3	4	0	0	0	0	8	25.00	100:33	16:45	140	0:43
91	SUKEL Matus	F	6	1	0	1	2	-2	0	0	0	7	14.29	74:01	12:20	109	0:40

#### Goalkeeping Statistics

No.	Name	GPT	GKD	GPI	MIP	MIP%	GA	SVS	SOG	SVS%	GAA	SO	W	L
30	GAJAN Adam	6	0	0	0:00	0.00	0	0	0	0.00	0.00	0	0	0
31	HLAVAJ Samuel	6	6	5	269:34	75.51	16	158	174	90.80	3.56	0	2	3
33	SKORVANEK Stanislav	6	6	2	87:27	24.49	4	34	38	89.47	2.74	0	1	0

#### Legend:

<b>+/-</b> Plus/minus net	<b>A</b> Assists	<b>AT/S</b> Average time per shift
<b>D</b> Defender	<b>F</b> Forward	<b>G</b> Goals
<b>GA</b> Goals against	<b>GAA</b> Goals against as average per 60 minutes	<b>GK</b> Goalkeeper
<b>GKD</b> Goalkeeper dressed	<b>GP</b> Games played	<b>GPI</b> Games played in
<b>GPT</b> Games played by team	<b>GWG</b> Game winning goals	<b>L</b> Number of games lost
<b>MIP</b> Minutes and seconds played	<b>MIP%</b> MIP as percentage	<b>M/G</b> Minutes per game
<b>No.</b> Jersey number	<b>PIM</b> Penalties in minutes	<b>Pos.</b> Position on team
<b>PPG</b> Power play goals	<b>PTS</b> Points	<b>SG%</b> Percentage of goals from total shots
<b>SHG</b> Shorthanded goals	<b>SO</b> Shutouts	<b>SOG</b> Shots on goal
<b>SVS</b> Saves	<b>SVS%</b> SVS as percentage of total SOG	<b>TM</b> Total minutes played
<b>TSh</b> Total shifts played	<b>W</b> Number of games won	



**Player Statistics by Team**  
Statistiche giocatori per squadra / Statistiques des joueurs par equipe

**REVISED**  
19 FEB 20:25

As of THU 19 FEB 2026  
Including Game 26

**SWE - Sweden**

**Playing Statistics**

No.	Name	Pos.	GP	G	A	PTS	PIM	+/-	GWG	PPG	SHG	SOG	SG%	TM	M/G	TSh	AT/S
3	EKMAN-LARSSON Oliver	D	5	0	0	0	2	-1	0	0	0	2	0.00	52:15	10:27	80	0:39
4	ANDERSSON Rasmus	D	2	0	0	0	0	-2	0	0	0	2	0.00	32:05	16:02	46	0:41
6	BROBERG Philip	D	5	0	1	1	0	+2	0	0	0	8	0.00	88:43	17:44	122	0:43
9	FORSBERG Filip	F	5	1	1	2	0	+2	0	0	0	8	12.50	49:23	9:52	63	0:47
10	WENNBERG Alexander	F	5	0	0	0	0	-3	0	0	0	3	0.00	65:06	13:01	94	0:41
14	ERIKSSON EK Joel	F	5	1	1	2	4	+1	0	0	1	23	4.35	96:18	19:15	123	0:46
19	KEMPE Adrian	F	5	2	2	4	4	+3	0	1	0	15	13.33	95:29	19:05	117	0:48
23	RAYMOND Lucas	F	5	1	8	9	6	+4	0	0	0	19	5.26	92:40	18:32	116	0:47
25	MARKSTROM Jacob	GK	5	0	0	0	0		0	0	0	0	0.00				
26	DAHLIN Rasmus	D	5	1	4	5	2	+4	0	1	0	20	5.00	106:57	21:23	126	0:50
27	LINDHOLM Hampus	D	3	0	0	0	2	0	0	0	0	2	0.00	15:48	5:16	25	0:37
28	LINDHOLM Elias	F	4	0	0	0	2	-4	0	0	0	2	0.00	51:21	12:50	68	0:45
29	HOLMBERG Pontus	F	5	0	0	0	2	-2	0	0	0	1	0.00	46:53	9:22	70	0:40
30	WALLSTEDT Jesper	GK	3	0	0	0	0		0	0	0	0	0.00				
32	GUSTAVSSON Filip	GK	2	0	0	0	0		0	0	0	0	0.00				
40	PETTERSSON Elias	F	5	2	0	2	0	+2	1	0	0	7	28.57	54:39	10:55	78	0:42
42	FORSLING Gustav	D	5	1	1	2	4	+3	0	0	0	8	12.50	98:28	19:41	121	0:48
63	BRATT Jesper	F	4	0	1	1	0	-2	0	0	0	3	0.00	32:24	8:06	43	0:45
65	KARLSSON Erik	D	5	0	4	4	0	+1	0	0	0	16	0.00	105:30	21:06	135	0:46
67	RAKELL Rickard	F	5	0	1	1	0	0	0	0	0	10	0.00	59:43	11:56	81	0:44
77	HEDMAN Victor	D	5	1	1	2	4	0	0	0	0	6	16.67	74:50	14:58	101	0:44
88	NYLANDER William	F	5	2	2	4	4	+2	1	0	0	17	11.76	87:11	17:26	108	0:48
90	JOHANSSON Marcus	F	2	0	0	0	0	0	0	0	0	1	0.00	13:05	6:32	18	0:43
92	LANDESKOG Gabriel	F	5	2	2	4	0	+3	1	1	0	14	14.29	82:48	16:33	112	0:44
93	ZIBANEJAD Mika	F	5	3	3	6	2	+3	0	0	0	16	18.75	83:41	16:44	117	0:42

**Goalkeeping Statistics**

No.	Name	GPT	GKD	GPI	MIP	MIP%	GA	SVS	SOG	SVS%	GAA	SO	W	L	
25	MARKSTROM Jacob		5	5	3	182:51	60.81	6	87	93	93.55	1.97	0	2	1
30	WALLSTEDT Jesper		5	3	0	0:00	0.00	0	0	0	0.00	0.00	0	0	0
32	GUSTAVSSON Filip		5	2	2	117:50	39.19	5	40	45	88.89	2.55	0	1	1

**Legend:**

<b>+/-</b> Plus/minus net	<b>A</b> Assists	<b>AT/S</b> Average time per shift
<b>D</b> Defender	<b>F</b> Forward	<b>G</b> Goals
<b>GA</b> Goals against	<b>GAA</b> Goals against as average per 60 minutes	<b>GK</b> Goalkeeper
<b>GKD</b> Goalkeeper dressed	<b>GP</b> Games played	<b>GPI</b> Games played in
<b>GPT</b> Games played by team	<b>GWG</b> Game winning goals	<b>L</b> Number of games lost
<b>MIP</b> Minutes and seconds played	<b>MIP%</b> MIP as percentage	<b>M/G</b> Minutes per game
<b>No.</b> Jersey number	<b>PIM</b> Penalties in minutes	<b>Pos.</b> Position on team
<b>PPG</b> Power play goals	<b>PTS</b> Points	<b>SG%</b> Percentage of goals from total shots
<b>SHG</b> Shorthanded goals	<b>SO</b> Shutouts	<b>SOG</b> Shots on goal
<b>SVS</b> Saves	<b>SVS%</b> SVS as percentage of total SOG	<b>TM</b> Total minutes played
<b>TSh</b> Total shifts played	<b>W</b> Number of games won	

REVISED

Goalkeeper Records updated for Team SWE in game No.26.



## Player Statistics by Team

Statistiche giocatori per squadra / Statistiques des joueurs par equipe

As of SUN 22 FEB 2026

Including Game 30

### USA - United States of America

#### Playing Statistics

No.	Name	Pos.	GP	G	A	PTS	PIM	+/-	GWG	PPG	SHG	SOG	SG%	TM	M/G	TSh	AT/S
1	SWAYMAN Jeremy	GK	2	0	0	0	0		0	0	0	0	0.00				
2	LaCOMBE Jackson	D	0	0	0	0	0	0	0	0	0	0	0.00	0:00	0:00	0	0:00
7	TKACHUK Brady	F	6	3	2	5	12	+7	0	0	0	16	18.75	87:21	14:33	128	0:40
8	WERENSKI Zach	D	6	1	5	6	4	+8	0	0	0	12	8.33	98:19	16:23	118	0:49
9	EICHEL Jack	F	6	2	4	6	2	+5	0	0	0	25	8.00	109:39	18:16	141	0:46
10	MILLER JT	F	6	0	0	0	0	-1	0	0	0	5	0.00	77:55	12:59	120	0:38
12	BOLDY Matt	F	6	2	2	4	2	+2	0	0	0	21	9.52	99:33	16:35	129	0:46
14	FABER Brock	D	6	1	1	2	4	+7	0	0	0	8	12.50	108:04	18:00	146	0:44
15	HANIFIN Noah	D	6	1	2	3	0	+3	1	0	0	4	25.00	56:08	9:21	79	0:42
16	TROCHECK Vincent	F	6	0	3	3	2	+1	0	0	0	3	0.00	63:06	10:31	107	0:35
19	TKACHUK Matthew	F	6	0	6	6	12	+5	0	0	0	16	0.00	97:23	16:13	131	0:44
21	LARKIN Dylan	F	6	2	1	3	4	+3	0	0	0	14	14.29	89:03	14:50	121	0:44
25	McAVOY Charlie	D	6	0	0	0	6	+1	0	0	0	6	0.00	116:59	19:29	153	0:45
29	NELSON Brock	F	6	2	1	3	0	+1	1	0	0	7	28.57	80:58	13:29	116	0:41
30	OETTINGER Jake	GK	4	0	0	0	0		0	0	0	0	0.00				
34	MATTHEWS Auston	F	6	3	4	7	4	+3	1	2	0	16	18.75	103:19	17:13	128	0:48
37	HELLEBUYCK Connor	GK	6	0	1	1	0		0	0	0	0	0.00				
43	HUGHES Quinn	D	6	1	7	8	0	+2	1	0	0	15	6.67	141:08	23:31	148	0:57
59	GUENTZEL Jake	F	6	1	0	1	4	+2	0	0	0	13	7.69	95:59	15:59	127	0:45
72	THOMPSON Tage	F	6	3	1	4	0	+3	0	2	0	18	16.67	63:50	10:38	85	0:45
74	SLAVIN Jaccob	D	6	0	1	1	0	+4	0	0	0	5	0.00	97:24	16:14	121	0:48
81	CONNOR Kyle	F	2	0	0	0	0	-1	0	0	0	0	0.00	21:10	10:35	30	0:42
85	SANDERSON Jake	D	6	0	2	2	0	-2	0	0	0	10	0.00	79:41	13:16	114	0:41
86	HUGHES Jack	F	6	4	3	7	2	+8	2	0	0	15	26.67	73:40	12:16	100	0:44
91	KELLER Clayton	F	4	0	0	0	0	0	0	0	0	0	0.00	19:05	4:46	26	0:44

#### Goalkeeping Statistics

No.	Name	GPT	GKD	GPI	MIP	MIP%	GA	SVS	SOG	SVS%	GAA	SO	W	L	
1	SWAYMAN Jeremy		6	2	1	60:00	16.43	3	18	21	85.71	3.00	0	1	0
30	OETTINGER Jake		6	4	0	0:00	0.00	0	0	0	0.00	0.00	0	0	0
37	HELLEBUYCK Connor		6	6	5	305:08	83.57	6	131	137	95.62	1.18	0	5	0

#### Legend:

<b>+/-</b> Plus/minus net	<b>A</b> Assists	<b>AT/S</b> Average time per shift
<b>D</b> Defender	<b>F</b> Forward	<b>G</b> Goals
<b>GA</b> Goals against	<b>GAA</b> Goals against as average per 60 minutes	<b>GK</b> Goalkeeper
<b>GKD</b> Goalkeeper dressed	<b>GP</b> Games played	<b>GPI</b> Games played in
<b>GPT</b> Games played by team	<b>GWG</b> Game winning goals	<b>L</b> Number of games lost
<b>MIP</b> Minutes and seconds played	<b>MIP%</b> MIP as percentage	<b>M/G</b> Minutes per game
<b>No.</b> Jersey number	<b>PIM</b> Penalties in minutes	<b>Pos.</b> Position on team
<b>PPG</b> Power play goals	<b>PTS</b> Points	<b>SG%</b> Percentage of goals from total shots
<b>SHG</b> Shorthanded goals	<b>SO</b> Shutouts	<b>SOG</b> Shots on goal
<b>SVS</b> Saves	<b>SVS%</b> SVS as percentage of total SOG	<b>TM</b> Total minutes played
<b>TSh</b> Total shifts played	<b>W</b> Number of games won	



## Team Statistics

Statistiche squadra / Statistiques des équipes

As of SUN 22 FEB 2026

Including Game 30

### Scoring Efficiency

(Ranked by highest SG% / highest GP)

Rank	Team	GP	GF	SSG	SOG	SG%
1	FIN	6	27	182	209	<b>12.92</b>
2	CAN	6	28	215	243	<b>11.52</b>
3	USA	6	26	203	229	<b>11.35</b>
4	SVK	6	19	166	185	<b>10.27</b>
5	CZE	5	15	136	151	<b>9.93</b>
6	GER	5	14	128	142	<b>9.86</b>
7	DEN	4	10	96	106	<b>9.43</b>
8	SWE	5	17	186	203	<b>8.37</b>
9	LAT	4	8	88	96	<b>8.33</b>
10	SUI	5	14	157	171	<b>8.19</b>
11	FRA	4	6	78	84	<b>7.14</b>
12	ITA	4	4	75	79	<b>5.06</b>

### Power Play

(Ranked by highest PP% / highest GP)

Rank	Team	GP	ADV	PPGF	PP%	TPP	M:S
1	CAN	6	18	7	<b>38.89</b>	25:05	3:35
2	SUI	5	18	5	<b>27.78</b>	27:59	5:35
3	FIN	6	15	4	<b>26.67</b>	25:39	6:24
4	USA	6	16	4	<b>25.00</b>	26:16	6:34
5	CZE	5	12	3	<b>25.00</b>	21:05	7:01
6	GER	5	17	4	<b>23.53</b>	25:33	6:23
7	SWE	5	15	3	<b>20.00</b>	26:54	8:58
8	DEN	4	10	2	<b>20.00</b>	18:10	9:05
9	LAT	4	12	2	<b>16.67</b>	19:37	9:48
10	SVK	6	20	3	<b>15.00</b>	34:19	11:26
11	ITA	4	8	1	<b>12.50</b>	15:04	15:04
12	FRA	4	11	1	<b>9.09</b>	19:26	19:26

### Penalty Killing

(Ranked by highest PK% / highest GP)

Rank	Team	GP	DVG	PPGA	PK%	TSH	M:S
1	USA	6	17	0	<b>100.00</b>	30:36	0:00
2	SUI	5	15	1	<b>93.33</b>	27:21	27:21
3	SWE	5	14	1	<b>92.86</b>	27:59	27:59
4	SVK	6	25	5	<b>80.00</b>	38:32	7:42
5	CAN	6	13	3	<b>76.92</b>	23:58	7:59
6	FIN	6	16	4	<b>75.00</b>	26:55	6:43
7	DEN	4	8	2	<b>75.00</b>	13:10	6:35
7	LAT	4	12	3	<b>75.00</b>	20:43	6:54
9	GER	5	9	3	<b>66.67</b>	13:24	4:28
10	CZE	5	14	5	<b>64.29</b>	21:46	4:21
11	FRA	4	15	6	<b>60.00</b>	20:04	3:20
12	ITA	4	14	6	<b>57.14</b>	20:39	3:26

### Goalkeeping

(Ranked by highest SVS%)

Rank	Team	GP	GA	SVS	SOG	SVS%	GAA	SHGA	PPGA	SO	ENG
1	USA	6	9	149	158	<b>94.30</b>	1.48	0	0	0	0
2	FIN	6	11	157	168	<b>93.45</b>	1.83	0	4	1	1
3	SUI	5	11	138	149	<b>92.62</b>	2.16	0	1	2	0
4	CAN	6	10	124	134	<b>92.54</b>	1.65	1	3	1	0
5	SWE	5	12	127	139	<b>91.37</b>	2.39	1	1	0	1
6	DEN	4	14	125	139	<b>89.93</b>	3.58	0	2	0	0
7	SVK	6	22	192	214	<b>89.72</b>	3.70	1	5	0	2
8	GER	5	17	146	163	<b>89.57</b>	3.44	0	3	0	1
8	ITA	4	22	189	211	<b>89.57</b>	5.61	0	6	0	1
10	CZE	5	18	126	144	<b>87.50</b>	3.57	0	5	0	0
11	LAT	4	17	99	116	<b>85.34</b>	4.25	0	3	0	1
12	FRA	4	25	138	163	<b>84.66</b>	6.31	2	6	0	1

### Penalties

(Ranked by highest PIM)

Rank	Team	GP	2	5	10	GM	PIM	PAVG
1	SVK	6	27	0	1	0	<b>64</b>	10:40
2	USA	6	19	0	2	0	<b>58</b>	9:40
3	FRA	4	16	1	0	1	<b>57</b>	14:15
4	CAN	6	15	1	0	1	<b>55</b>	9:10
5	SWE	5	20	0	0	0	<b>40</b>	8:00
6	FIN	6	19	0	0	0	<b>38</b>	6:20
7	ITA	4	17	0	0	0	<b>34</b>	8:30
8	SUI	5	16	0	0	0	<b>32</b>	6:24
9	CZE	5	15	0	0	0	<b>30</b>	6:00
9	LAT	4	15	0	0	0	<b>30</b>	7:30
11	DEN	4	11	0	0	0	<b>22</b>	5:30
12	GER	5	10	0	0	0	<b>20</b>	4:00

### Shorthanded Goals

(Ranked by highest NET / lowest GP)

Rank	Team	GP	SHGF	SHGA	NET
1	FIN	6	2	0	<b>+2</b>
2	CZE	5	1	0	<b>+1</b>
3	DEN	4	0	0	<b>0</b>
3	ITA	4	0	0	<b>0</b>
3	LAT	4	0	0	<b>0</b>
6	GER	5	0	0	<b>0</b>
6	SUI	5	0	0	<b>0</b>
6	SWE	5	1	1	<b>0</b>
9	CAN	6	1	1	<b>0</b>
9	USA	6	0	0	<b>0</b>
11	SVK	6	0	1	<b>-1</b>
12	FRA	4	0	2	<b>-2</b>

### Attendance

(Ranked by highest average attendance)

Rank	Team	GP	Spect	AVG
1	USA	6	67891	<b>11315</b>
2	CAN	6	67887	<b>11314</b>
3	SWE	5	56024	<b>11204</b>
4	CZE	5	55236	<b>11047</b>
5	FRA	4	43087	<b>10771</b>
6	FIN	6	58636	<b>9772</b>
6	SVK	6	57637	<b>9606</b>
8	SUI	5	40317	<b>8063</b>
9	GER	5	38836	<b>7767</b>
10	ITA	4	30572	<b>7643</b>
11	LAT	4	30312	<b>7578</b>
12	DEN	4	29813	<b>7453</b>
	<b>Total</b>	30	288124	9604

### Legend:

<b>2</b> Two (2) minute penalties	<b>5</b> Five (5) minute penalties	<b>10</b> Ten (10) minute penalties
<b>ADV</b> Advantage (times on power play)	<b>AVG</b> Average	<b>DVG</b> Disadvantage (number of times shorthanded)
<b>ENG</b> Empty net goals	<b>GA</b> Goals against	<b>GAA</b> Goals against as average per 60 minutes
<b>GF</b> Goals for	<b>GM</b> Game misconducts	<b>GP</b> Games played
<b>M:S</b> Average time in min. and sec.	<b>NET</b> SHGF - SHGA	<b>PAVG</b> PIM in average
<b>PIM</b> Penalties in minutes	<b>PK%</b> Penalty killing percentage	<b>PPGA</b> Power play goals against
<b>PPGF</b> Power play goals for	<b>PP%</b> Power play eff. as percentage	<b>SG%</b> Percentage of goals from total shots
<b>SHGA</b> Shorthanded goals against	<b>SHGF</b> Shorthanded goals for	<b>SO</b> Shutouts
<b>SOG</b> Shots on goal	<b>Spect</b> Spectators	<b>SSG</b> Shots saved by goalkeeper
<b>SVS</b> Saves	<b>SVS%</b> SVS as percentage of total SOG	<b>TPP</b> Time of power play
<b>TSH</b> Time shorthanded in min. and sec.		



## Goalkeepers

Portieri / Gardiens de but  
As of SUN 22 FEB 2026  
Including Game 30

(Ranked by highest SVS% / lowest GAA / highest GPI)

Rank	Name	No.	Team	GKD	GPI	MIP	MIP%	SOG	GA	SVS	SVS%	GAA	PPGA	SHGA	SO
1	HELLEBUYCK Connor	37	USA	6	5	305:08	83.57	137	6	131	<b>95.62</b>	1.18	0	0	0
2	GENONI Leonardo	63	SUI	5	4	245:10	80.34	110	6	104	<b>94.55</b>	1.47	0	0	2
3	SAROS Juuse	74	FIN	6	6	360:27	100.00	167	10	157	<b>94.01</b>	1.66	4	0	1
4	MARKSTROM Jacob	25	SWE	5	3	182:51	60.81	93	6	87	<b>93.55</b>	1.97	1	0	0
5	BINNINGTON Jordan	50	CAN	5	5	303:03	83.47	109	9	100	<b>91.74</b>	1.78	2	1	1
6	ANDERSEN Frederik	31	DEN	3	3	174:34	74.42	92	8	84	<b>91.30</b>	2.75	2	0	0
7	GRUBAUER Philipp	30	GER	5	4	236:40	79.78	125	11	114	<b>91.20</b>	2.79	2	0	0
8	CLARA Damian	20	ITA	4	4	152:07	64.60	146	13	133	<b>91.10</b>	5.13	4	0	0
9	HLAVAJ Samuel	31	SVK	6	5	269:34	75.51	174	16	158	<b>90.80</b>	3.56	4	1	0
10	DOSTAL Lukas	1	CZE	4	4	242:06	80.14	132	15	117	<b>88.64</b>	3.72	4	0	0
11	KELLER Antoine	30	FRA	3	3	117:49	49.54	78	9	69	<b>88.46</b>	4.58	3	0	0
12	SILOVS Arturs	31	LAT	4	3	139:44	58.29	55	7	48	<b>87.27</b>	3.01	2	0	0
13	MERZLIKINS Elvis	30	LAT	4	2	100:00	41.71	60	9	51	<b>85.00</b>	5.40	1	0	0

(Goalkeepers with less than 40% of their team's total minutes (MIP% less 40))

Name	No.	Team	GKD	GPI	MIP	MIP%	SOG	GA	SVS	SVS%	GAA	PPGA	SHGA	SO
THOMPSON Logan	48	CAN	6	1	60:00	16.53	25	1	24	<b>96.00</b>	1.00	1	0	0
DICHOW Frederik	80	DEN	2	1	8:53	3.79	10	1	9	<b>90.00</b>	6.75	0	0	0
SKORVANEK Stanislav	33	SVK	6	2	87:27	24.49	38	4	34	<b>89.47</b>	2.74	1	0	0
GUSTAVSSON Filip	32	SWE	2	2	117:50	39.19	45	5	40	<b>88.89</b>	2.55	0	1	0
FADANI Davide	35	ITA	4	3	83:22	35.40	64	8	56	<b>87.50</b>	5.76	2	0	0
SCHMID Akira	40	SUI	3	1	60:00	19.66	39	5	34	<b>87.18</b>	5.00	1	0	0
FRANZREB Maximilian	37	GER	5	1	60:00	20.22	37	5	32	<b>86.49</b>	5.00	1	0	0
SOGAARD Mads	30	DEN	3	1	51:07	21.79	37	5	32	<b>86.49</b>	5.87	0	0	0
SWAYMAN Jeremy	1	USA	2	1	60:00	16.43	21	3	18	<b>85.71</b>	3.00	0	0	0
JUNCA Julian	33	FRA	3	3	78:07	32.85	58	9	49	<b>84.48</b>	6.91	2	1	0
NECKAR Martin	36	FRA	2	1	41:53	17.61	26	6	20	<b>76.92</b>	8.60	1	1	0
VLADAR Daniel	80	CZE	5	1	60:00	19.86	12	3	9	<b>75.00</b>	3.00	1	0	0

### Legend:

<b>GA</b> Goals against	<b>GAA</b> Goals against as average per 60 minutes	<b>GKD</b> Goalkeeper dressed
<b>GPI</b> Games played in	<b>MIP</b> Minutes and seconds played	<b>MIP%</b> MIP as percentage
<b>No.</b> Jersey number	<b>PPGA</b> Power play goals against	<b>SHGA</b> Shorthanded goals against
<b>SO</b> Shutouts (no GA in a game)	<b>SOG</b> Shots on goal (G+SSG)	<b>SVS</b> Saves
<b>SVS%</b> SVS as percentage of total SOG		



**Scoring Leaders**  
Migliori giocatori / Meilleurs marqueurs  
As of SUN 22 FEB 2026  
Including Game 30

(Ranked by highest PTS/ highest G/ lowest GP)

Rank	Name	No.	Team	Pos.	GP	G	A	PTS	PIM	+/-
1	McDAVID Connor	97	CAN	F	6	2	11	<b>13</b>	0	+5
2	CELEBRINI Macklin	17	CAN	F	6	5	5	<b>10</b>	4	+6
3	RAYMOND Lucas	23	SWE	F	5	1	8	<b>9</b>	6	+4
4	SLAFKOVSKY Juraj	20	SVK	F	6	4	4	<b>8</b>	2	-3
5	NECAS Martin	98	CZE	F	5	3	5	<b>8</b>	2	+1
6	ARMIA Joel	40	FIN	F	6	3	5	<b>8</b>	2	+7
7	HUGHES Quinn	43	USA	D	6	1	7	<b>8</b>	0	+2
8	HUGHES Jack	86	USA	F	6	4	3	<b>7</b>	2	+8
8	MacKINNON Nathan	29	CAN	F	6	4	3	<b>7</b>	2	-2
10	MEIER Timo	28	SUI	F	5	3	4	<b>7</b>	0	+6
11	MATTHEWS Auston	34	USA	F	6	3	4	<b>7</b>	4	+3
12	DRAISAITL Leon	29	GER	F	5	2	5	<b>7</b>	0	+2
13	STUTZLE Tim	18	GER	F	5	4	2	<b>6</b>	0	-2
14	AHO Sebastian	20	FIN	F	6	4	2	<b>6</b>	2	+4
15	ZIBANEJAD Mika	93	SWE	F	5	3	3	<b>6</b>	2	+3
16	DVORSKY Dalibor	15	SVK	F	6	3	3	<b>6</b>	0	-3
16	HAULA Erik	56	FIN	F	6	3	3	<b>6</b>	6	+4
18	CROSBY Sidney	87	CAN	F	4	2	4	<b>6</b>	0	+3
19	RANTANEN Mikko	96	FIN	F	5	2	4	<b>6</b>	2	+1
20	EICHEL Jack	9	USA	F	6	2	4	<b>6</b>	2	+5
20	LEHKONEN Artturi	62	FIN	F	6	2	4	<b>6</b>	4	+5
20	MAKAR Cale	8	CAN	D	6	2	4	<b>6</b>	2	+5
23	WERENSKI Zach	8	USA	D	6	1	5	<b>6</b>	4	+8
24	TKACHUK Matthew	19	USA	F	6	0	6	<b>6</b>	12	+5
25	OLESEN Nick	95	DEN	F	4	4	1	<b>5</b>	0	0
26	KAKKO Kaapo	84	FIN	F	6	3	2	<b>5</b>	2	+5
26	REGENDA Pavol	84	SVK	F	6	3	2	<b>5</b>	6	0
26	TKACHUK Brady	7	USA	F	6	3	2	<b>5</b>	12	+7
29	CERVENKA Roman	10	CZE	F	5	2	3	<b>5</b>	2	0
29	PASTRNAK David	88	CZE	F	5	2	3	<b>5</b>	0	+1

**Legend:**

**+/-** Plus/minus net  
**F** Forward  
**No.** Jersey number  
**PTS** Points

**A** Assists  
**G** Goals  
**PIM** Penalties in minutes

**D** Defender  
**GP** Games played  
**Pos.** Position



**Goal Scoring Leaders**  
Migliori marcatori / Meilleurs buteurs  
As of SUN 22 FEB 2026  
Including Game 30

(Ranked by highest G/ lowest GP)

Rank	Name	No.	Team	Pos.	GP	G	S	SG%	PPG	SHG	+/-
1	CELEBRINI Macklin	17	CAN	F	6	5	28	17.86	1	0	+6
2	OLESEN Nick	95	DEN	F	4	4	9	44.44	1	0	0
3	STUTZLE Tim	18	GER	F	5	4	15	26.67	1	0	-2
4	AHO Sebastian	20	FIN	F	6	4	15	26.67	0	0	+4
4	HUGHES Jack	86	USA	F	6	4	15	26.67	0	0	+8
4	MacKINNON Nathan	29	CAN	F	6	4	23	17.39	3	0	-2
4	SLAFKOVSKY Juraj	20	SVK	F	6	4	27	14.81	1	0	-3
8	TRALMAKS Eduards	34	LAT	F	4	3	13	23.08	0	0	+1
9	MEIER Timo	28	SUI	F	5	3	21	14.29	1	0	+6
9	NECAS Martin	98	CZE	F	5	3	23	13.04	2	0	+1
9	ZIBANEJAD Mika	93	SWE	F	5	3	16	18.75	0	0	+3
12	ARMIA Joel	40	FIN	F	6	3	19	15.79	0	1	+7
12	DVORSKY Dalibor	15	SVK	F	6	3	17	17.65	1	0	-3
12	HAULA Erik	56	FIN	F	6	3	9	33.33	0	1	+4
12	KAKKO Kaapo	84	FIN	F	6	3	15	20.00	0	0	+5
12	MATTHEWS Auston	34	USA	F	6	3	16	18.75	2	0	+3
12	REGENDA Pavol	84	SVK	F	6	3	12	25.00	0	0	0
12	THOMPSON Tage	72	USA	F	6	3	18	16.67	2	0	+3
12	TKACHUK Brady	7	USA	F	6	3	16	18.75	0	0	+7
20	BOUDON Louis	29	FRA	F	4	2	5	40.00	1	0	-5
20	BRADLEY Matt	13	ITA	F	4	2	8	25.00	1	0	-5
20	CHLAPIK Filip	14	CZE	F	4	2	9	22.22	0	0	+3
20	CROSBY Sidney	87	CAN	F	4	2	10	20.00	0	0	+3
20	KRASTENBERGS Renars	9	LAT	F	4	2	16	12.50	0	0	-2
20	LOCMELIS Dans	11	LAT	F	4	2	5	40.00	2	0	-4
26	CERVENKA Roman	10	CZE	F	5	2	9	22.22	0	0	0
26	DRAISAITL Leon	29	GER	F	5	2	19	10.53	1	0	+2
26	JOSI Roman	90	SUI	D	5	2	17	11.76	1	0	0
26	KEMPE Adrian	19	SWE	F	5	2	15	13.33	1	0	+3
26	KIVIRANTA Joel	94	FIN	F	5	2	2	100.00	0	0	+3
26	LANDESKOG Gabriel	92	SWE	F	5	2	14	14.29	1	0	+3
26	NYLANDER William	88	SWE	F	5	2	17	11.76	0	0	+2
26	PASTRNAK David	88	CZE	F	5	2	16	12.50	1	0	+1
26	PETTERSSON Elias	40	SWE	F	5	2	7	28.57	0	0	+2
26	RANTANEN Mikko	96	FIN	F	5	2	12	16.67	1	0	+1
26	REICHEL Lukas	73	GER	F	5	2	10	20.00	0	0	-1
26	RIAT Damien	9	SUI	F	5	2	11	18.18	1	0	-2
26	SUTER Pius	44	SUI	F	5	2	9	22.22	1	0	-1
26	TIFFELS Frederik	95	GER	F	5	2	10	20.00	1	0	+1

**Legend:**

<b>+/-</b>	Plus/minus net	<b>D</b>	Defender	<b>F</b>	Forward	<b>G</b>	Goals
<b>GP</b>	Games played	<b>No.</b>	Jersey number	<b>Pos.</b>	Position	<b>PPG</b>	Power play goals
<b>S</b>	Shots	<b>SG%</b>	Percentage of goals from total shots	<b>SHG</b>	Shorthanded goals		



**Assist Leaders**  
Migliori realizzatori di assist / Meilleurs assistants  
As of SUN 22 FEB 2026  
Including Game 30

(Ranked by highest A/ lowest GP)

Rank	Name	No.	Team	Pos.	GP	A	+/-
1	McDAVID Connor	97	CAN	F	6	11	+5
2	RAYMOND Lucas	23	SWE	F	5	8	+4
3	HUGHES Quinn	43	USA	D	6	7	+2
4	TKACHUK Matthew	19	USA	F	6	6	+5
5	DRAISAITL Leon	29	GER	F	5	5	+2
5	HRONEK Filip	17	CZE	D	5	5	0
5	NECAS Martin	98	CZE	F	5	5	+1
8	ARMIA Joel	40	FIN	F	6	5	+7
8	CELEBRINI Macklin	17	CAN	F	6	5	+6
8	WERENSKI Zach	8	USA	D	6	5	+8
11	CROSBY Sidney	87	CAN	F	4	4	+3
11	GIRGENSONS Zemgus	28	LAT	F	4	4	0
13	DAHLIN Rasmus	26	SWE	D	5	4	+4
13	KARLSSON Erik	65	SWE	D	5	4	+1
13	MEIER Timo	28	SUI	F	5	4	+6
13	RANTANEN Mikko	96	FIN	F	5	4	+1
17	EICHEL Jack	9	USA	F	6	4	+5
17	FEHERVARY Martin	42	SVK	D	6	4	-4
17	LEHKONEN Artturi	62	FIN	F	6	4	+5
17	LUOSTARINEN Eetu	27	FIN	F	6	4	+4
17	MAKAR Cale	8	CAN	D	6	4	+5
17	MARNER Mitch	93	CAN	F	6	4	+5
17	MATTHEWS Auston	34	USA	F	6	4	+3
17	SLAFKOVSKY Juraj	20	SVK	F	6	4	-3
25	ANDRIGHETTO Sven	85	SUI	F	5	3	-3
25	CERVENKA Roman	10	CZE	F	5	3	0
25	HISCHIER Nico	13	SUI	F	5	3	+1
25	MOSER Janis	86	SUI	D	5	3	0
25	PASTRNAK David	88	CZE	F	5	3	+1
25	PETERKA John	77	GER	F	5	3	-2
25	ZIBANEJAD Mika	93	SWE	F	5	3	+3

<b>Legend:</b>							
+/-	Plus/minus net	<b>A</b>	Assists	<b>D</b>	Defender	<b>F</b>	Forward
GP	Games played	<b>No.</b>	Jersey number	<b>Pos.</b>	Position		



**Defenders Scoring Leaders**  
Migliori difensori / Meilleurs défenseurs marqueurs  
As of SUN 22 FEB 2026  
Including Game 30

(Ranked by highest PTS / highest G / lowest GP)

Rank	Name	No.	Team	GP	G	A	PTS	PIM	+/-
1	HUGHES Quinn	43	USA	6	1	7	8	0	+2
2	MAKAR Cale	8	CAN	6	2	4	6	2	+5
3	WERENSKI Zach	8	USA	6	1	5	6	4	+8
4	HEISKANEN Miro	41	FIN	6	2	3	5	4	+3
5	DAHLIN Rasmus	26	SWE	5	1	4	5	2	+4
6	HRONEK Filip	17	CZE	5	0	5	5	0	0
7	JOSI Roman	90	SUI	5	2	2	4	0	0
8	MOSER Janis	86	SUI	5	1	3	4	4	0
9	GERNAT Martin	28	SVK	6	1	3	4	2	+1
9	HARLEY Thomas	20	CAN	6	1	3	4	0	+1
11	KARLSSON Erik	65	SWE	5	0	4	4	0	+1
12	FEHERVARY Martin	42	SVK	6	0	4	4	6	-4
13	KUKAN Dean	14	SUI	5	1	2	3	2	-2
14	HANIFIN Noah	15	USA	6	1	2	3	0	+3
14	TOEWS Devon	7	CAN	6	1	2	3	0	+9
16	LINDELL Esa	23	FIN	6	0	3	3	0	+3
16	MIKKOLA Niko	77	FIN	6	0	3	3	4	+9
16	RISTOLAINEN Rasmus	55	FIN	6	0	3	3	2	+9
19	ZILE Kristaps Roberts	77	LAT	4	1	1	2	2	-4
20	FORSLING Gustav	42	SWE	5	1	1	2	4	+3
20	HEDMAN Victor	77	SWE	5	1	1	2	4	0
20	KALBLE Lukas	49	GER	5	1	1	2	2	0
20	KEMPNY Michal	6	CZE	5	1	1	2	6	+3
24	FABER Brock	14	USA	6	1	1	2	4	+7
24	THEODORE Shea	27	CAN	6	1	1	2	4	+3
26	JAKS Janis	72	LAT	3	0	2	2	0	+1
27	LARKIN Thomas	27	ITA	4	0	2	2	6	-2
27	PIETRONIRO Phil	37	ITA	4	0	2	2	0	-1
27	SMITS Alberts	3	LAT	4	0	2	2	2	-2
30	KOCH Patrik	64	SVK	5	0	2	2	4	+4
30	SEIDER Moritz	53	GER	5	0	2	2	0	+2

**Legend:**

<b>+/-</b>	Plus/minus net	<b>A</b>	Assists	<b>G</b>	Goals
<b>GP</b>	Games played	<b>No.</b>	Jersey number	<b>PIM</b>	Penalties in minutes
<b>PTS</b>	Points				



## Face-off Leaders

Migliori giocatori agli ingaggi / Meilleurs joueurs de mise en jeu

As of SUN 22 FEB 2026

Including Game 30

(Ranked by highest FO%)

Rank	Name	No.	Team	Pos.	GP	FO+	FO-	FO+/-	FO%
1	LARKIN Dylan	21	USA	F	6	32	14	18	<b>69.57</b>
2	LANDESKOG Gabriel	92	SWE	F	5	14	7	7	<b>66.67</b>
2	TROCHECK Vincent	16	USA	F	6	38	19	19	<b>66.67</b>
4	DRAISAITL Leon	29	GER	F	5	93	55	38	<b>62.84</b>
5	HORVAT Bo	14	CAN	F	6	37	22	15	<b>62.71</b>
6	CROSBY Sidney	87	CAN	F	4	30	19	11	<b>61.22</b>
7	BLUGERS Teodors	23	LAT	F	4	41	26	15	<b>61.19</b>
8	FAKSA Radek	12	CZE	F	3	22	14	8	<b>61.11</b>
9	NELSON Brock	29	USA	F	6	26	18	8	<b>59.09</b>
10	WENNBERG Alexander	10	SWE	F	5	27	19	8	<b>58.70</b>
11	MATTHEWS Auston	34	USA	F	6	51	36	15	<b>58.62</b>
12	HISCHIER Nico	13	SUI	F	5	53	39	14	<b>57.61</b>
13	SEDLAK Lukas	23	CZE	F	5	41	31	10	<b>56.94</b>
14	ZIBANEJAD Mika	93	SWE	F	5	27	21	6	<b>56.25</b>
15	HINTZ Roope	24	FIN	F	6	63	51	12	<b>55.26</b>
16	HAULA Erik	56	FIN	F	6	27	22	5	<b>55.10</b>
17	McDAVID Connor	97	CAN	F	6	33	27	6	<b>55.00</b>
18	LUNDELL Anton	15	FIN	F	5	46	39	7	<b>54.12</b>
19	MackINNON Nathan	29	CAN	F	6	55	47	8	<b>53.92</b>
20	KAMPF David	64	CZE	F	5	48	43	5	<b>52.75</b>
21	GIRGENSONS Zemgus	28	LAT	F	4	38	35	3	<b>52.05</b>
22	AHO Sebastian	20	FIN	F	6	45	42	3	<b>51.72</b>
22	ELLER Lars	20	DEN	F	4	45	42	3	<b>51.72</b>
24	MALGIN Denis	62	SUI	F	2	6	6	0	<b>50.00</b>
25	JAGER Ken	17	SUI	F	5	36	37	-1	<b>49.32</b>
26	ERIKSSON EK Joel	14	SWE	F	5	56	58	-2	<b>49.12</b>
27	BENNETT Sam	9	CAN	F	5	18	19	-1	<b>48.65</b>
28	LINDHOLM Elias	28	SWE	F	4	15	16	-1	<b>48.39</b>
29	STURM Nico	78	GER	F	5	23	25	-2	<b>47.92</b>
30	HERTL Tomas	48	CZE	F	5	38	42	-4	<b>47.50</b>

**Note:**  
Average of four face-offs per game played required for ranking.

**Legend:**

<b>F</b>	Forward	<b>FO+</b>	Face-offs won	<b>FO-</b>	Face-offs lost
<b>FO+/-</b>	Face-offs net	<b>FO%</b>	Face-offs won as percentage	<b>GP</b>	Games played
<b>No.</b>	Jersey number	<b>Pos.</b>	Position		



## Plus-Minus Leaders

Migliori giocatori secondo la statistica Plus/Minus / Meilleurs joueurs plus-moins

As of SUN 22 FEB 2026

Including Game 30

(Ranked by highest +/- / highest + /lowest GP)

Rank	Name	No.	Team	Pos.	GP	+	-	+/-
1	MIKKOLA Niko	77	FIN	D	6	11	2	<b>+9</b>
1	RISTOLAINEN Rasmus	55	FIN	D	6	11	2	<b>+9</b>
3	TOEWS Devon	7	CAN	D	6	10	1	<b>+9</b>
4	WERENSKI Zach	8	USA	D	6	10	2	<b>+8</b>
5	HUGHES Jack	86	USA	F	6	9	1	<b>+8</b>
6	ARMIA Joel	40	FIN	F	6	9	2	<b>+7</b>
7	FABER Brock	14	USA	D	6	8	1	<b>+7</b>
7	TKACHUK Brady	7	USA	F	6	8	1	<b>+7</b>
9	CELEBRINI Macklin	17	CAN	F	6	8	2	<b>+6</b>
10	MEIER Timo	28	SUI	F	5	6	0	<b>+6</b>
10	SANHEIM Travis	6	CAN	D	5	6	0	<b>+6</b>
12	MAKAR Cale	8	CAN	D	6	9	4	<b>+5</b>
13	McDAVID Connor	97	CAN	F	6	8	3	<b>+5</b>
14	CERESNAK Peter	14	SVK	D	6	7	2	<b>+5</b>
14	EICHEL Jack	9	USA	F	6	7	2	<b>+5</b>
14	LEHKONEN Artturi	62	FIN	F	6	7	2	<b>+5</b>
17	KAKKO Kaapo	84	FIN	F	6	6	1	<b>+5</b>
17	MARNER Mitch	93	CAN	F	6	6	1	<b>+5</b>
17	TKACHUK Matthew	19	USA	F	6	6	1	<b>+5</b>
17	WILSON Tom	43	CAN	F	6	6	1	<b>+5</b>
21	DAHLIN Rasmus	26	SWE	D	5	8	4	<b>+4</b>
22	RAYMOND Lucas	23	SWE	F	5	7	3	<b>+4</b>
23	HAULA Erik	56	FIN	F	6	7	3	<b>+4</b>
24	AHO Sebastian	20	FIN	F	6	6	2	<b>+4</b>
24	LUOSTARINEN Eetu	27	FIN	F	6	6	2	<b>+4</b>
24	SLAVIN Jaccob	74	USA	D	6	6	2	<b>+4</b>
27	KOCH Patrik	64	SVK	D	5	5	1	<b>+4</b>
28	FORSLING Gustav	42	SWE	D	5	8	5	<b>+3</b>
29	HEISKANEN Miro	41	FIN	D	6	7	4	<b>+3</b>
29	RUZICKA Adam	21	SVK	F	6	7	4	<b>+3</b>

<b>Legend:</b>						
<b>+</b> Positive participation	<b>+/-</b> Plus/minus net	<b>-</b> Negative participation	<b>D</b> Defender			
<b>F</b> Forward	<b>GP</b> Games played	<b>No.</b> Jersey number	<b>Pos.</b> Position			



**Most Penalised Players**  
Giocatori piu puniti / Joueurs les plus penalises  
As of SUN 22 FEB 2026  
Including Game 30

(Ranked by highest PIM / lowest GP)

Rank	Name	No.	Team	Pos.	GP	PIM	2	5	10	GM	PAVG
1	CRINON Pierre	7	FRA	D	3	<b>33</b>	4	1	0	1	11:00
2	WILSON Tom	43	CAN	F	6	<b>29</b>	2	1	0	1	4:50
3	CERNAK Erik	81	SVK	D	6	<b>14</b>	2	0	1	0	2:20
4	TKACHUK Brady	7	USA	F	6	<b>12</b>	1	0	1	0	2:00
4	TKACHUK Matthew	19	USA	F	6	<b>12</b>	1	0	1	0	2:00
6	MARINCIN Martin	52	SVK	D	6	<b>8</b>	4	0	0	0	1:20
7	ELLER Lars	20	DEN	F	4	<b>6</b>	3	0	0	0	1:30
7	FRYCKLUND Mats	67	ITA	F	4	<b>6</b>	3	0	0	0	1:30
7	LARKIN Thomas	27	ITA	D	4	<b>6</b>	3	0	0	0	1:30
7	TRALMAKS Eduards	34	LAT	F	4	<b>6</b>	3	0	0	0	1:30
11	BENNETT Sam	9	CAN	F	5	<b>6</b>	3	0	0	0	1:12
11	FORA Michael	45	SUI	D	5	<b>6</b>	3	0	0	0	1:12
11	HERTL Tomas	48	CZE	F	5	<b>6</b>	3	0	0	0	1:12
11	KEMPNY Michal	6	CZE	D	5	<b>6</b>	3	0	0	0	1:12
11	RAYMOND Lucas	23	SWE	F	5	<b>6</b>	3	0	0	0	1:12
16	FEHERVARY Martin	42	SVK	D	6	<b>6</b>	3	0	0	0	1:00
16	HAULA Erik	56	FIN	F	6	<b>6</b>	3	0	0	0	1:00
16	McAVOY Charlie	25	USA	D	6	<b>6</b>	3	0	0	0	1:00
16	REGENDA Pavol	84	SVK	F	6	<b>6</b>	3	0	0	0	1:00
20	AUVITU Yohann	18	FRA	D	3	<b>4</b>	2	0	0	0	1:20
20	RUTTA Jan	44	CZE	D	3	<b>4</b>	2	0	0	0	1:20
20	ZANETTI Marco	11	ITA	F	3	<b>4</b>	2	0	0	0	1:20
23	BOZON Kevin	95	FRA	F	4	<b>4</b>	2	0	0	0	1:00
23	KUBALIK Dominik	81	CZE	F	4	<b>4</b>	2	0	0	0	1:00
23	LAURIDSEN Oliver	25	DEN	D	4	<b>4</b>	2	0	0	0	1:00
23	MAMCICS Roberts	55	LAT	D	4	<b>4</b>	2	0	0	0	1:00
23	MOELGAARD Oscar	12	DEN	F	4	<b>4</b>	2	0	0	0	1:00
28	ERIKSSON EK Joel	14	SWE	F	5	<b>4</b>	2	0	0	0	0:48
28	FORSLING Gustav	42	SWE	D	5	<b>4</b>	2	0	0	0	0:48
28	GUDAS Radko	3	CZE	D	5	<b>4</b>	2	0	0	0	0:48
28	HEDMAN Victor	77	SWE	D	5	<b>4</b>	2	0	0	0	0:48
28	KEMPE Adrian	19	SWE	F	5	<b>4</b>	2	0	0	0	0:48
28	KOCH Patrik	64	SVK	D	5	<b>4</b>	2	0	0	0	0:48
28	LUNDELL Anton	15	FIN	F	5	<b>4</b>	2	0	0	0	0:48
28	MOSER Janis	86	SUI	D	5	<b>4</b>	2	0	0	0	0:48
28	MULLER Jonas	41	GER	D	5	<b>4</b>	2	0	0	0	0:48
28	NYLANDER William	88	SWE	F	5	<b>4</b>	2	0	0	0	0:48
28	RIAT Damien	9	SUI	F	5	<b>4</b>	2	0	0	0	0:48
28	SIEGENTHALER Jonas	71	SUI	D	5	<b>4</b>	2	0	0	0	0:48
28	WISSMANN Kai	6	GER	D	5	<b>4</b>	2	0	0	0	0:48

**Legend:**

**2** Two (2) minute penalties  
**D** Defender  
**GP** Games played  
**PIM** Penalties in minutes

**5** Five (5) minute penalties  
**F** Forward  
**No.** Jersey number  
**Pos.** Position

**10** Ten (10) minute penalties  
**GM** Game misconducts  
**PAVG** PIM (average) per game



**Best Players Selected by the Directorate**  
Migliori giocatori selezionati dalla Direzione / Meilleurs joueurs choisis par le directoire  
As of SUN 22 FEB 2026

Award	Number	Name	Team
Best Goalkeeper	37	HELLEBUYCK Connor	USA - United States of America
Best Defender	43	HUGHES Quinn	USA - United States of America
Best Forward	97	McDAVID Connor	CAN - Canada



## Time on Ice Leaders

Migliori giocatori per tempo sul ghiaccio / Meneurs du temps sur la glace

As of SUN 22 FEB 2026

Including Game 30

(Ranked by highest M/G / highest GP / highest TSh)

Rank	Name	No.	Team	Pos.	GP	TM	M/G	TSh	AT/S	AS/G
1	HEISKANEN Miro	41	FIN	D	6	158:29	<b>26:24</b>	166	0:57	27.6
2	SEIDER Moritz	53	GER	D	5	131:22	<b>26:16</b>	144	0:54	28.8
3	HRONEK Filip	17	CZE	D	5	125:34	<b>25:06</b>	152	0:49	30.4
4	BALINSKIS Uvis Janis	26	LAT	D	4	98:45	<b>24:41</b>	104	0:56	26.0
5	LINDELL Esa	23	FIN	D	6	146:59	<b>24:29</b>	170	0:51	28.3
6	DRAISAITL Leon	29	GER	F	5	122:27	<b>24:29</b>	120	1:01	24.0
7	HUGHES Quinn	43	USA	D	6	141:08	<b>23:31</b>	148	0:57	24.6
8	JENSEN AABO Jesper	41	DEN	D	4	91:43	<b>22:55</b>	116	0:47	29.0
9	LAURIDSEN Markus	22	DEN	D	3	67:33	<b>22:31</b>	81	0:50	27.0
10	MAKAR Cale	8	CAN	D	6	135:02	<b>22:30</b>	176	0:46	29.3
11	NEMEC Simon	17	SVK	D	6	134:18	<b>22:23</b>	157	0:51	26.1
12	JOSI Roman	90	SUI	D	5	110:24	<b>22:04</b>	130	0:50	26.0
13	STUTZLE Tim	18	GER	F	5	109:35	<b>21:55</b>	101	1:05	20.2
14	GALLET Hugo	8	FRA	D	4	87:33	<b>21:53</b>	112	0:46	28.0
15	GIRGENSONS Zemgus	28	LAT	F	4	86:41	<b>21:40</b>	101	0:51	25.2
16	DAHLIN Rasmus	26	SWE	D	5	106:57	<b>21:23</b>	126	0:50	25.2
17	KEMPNY Michal	6	CZE	D	5	105:37	<b>21:07</b>	138	0:45	27.6
18	KARLSSON Erik	65	SWE	D	5	105:30	<b>21:06</b>	135	0:46	27.0
19	FEHERVARY Martin	42	SVK	D	6	126:07	<b>21:01</b>	170	0:44	28.3
20	PETERKA John	77	GER	F	5	104:20	<b>20:52</b>	101	1:01	20.2
21	BJORKSTRAND Oliver	27	DEN	F	4	82:48	<b>20:42</b>	91	0:54	22.7
22	WISSMANN Kai	6	GER	D	5	103:16	<b>20:39</b>	135	0:45	27.0
23	BOSCQ Jules	27	FRA	D	4	82:17	<b>20:34</b>	104	0:47	26.0
24	PASTRNAK David	88	CZE	F	5	102:13	<b>20:26</b>	118	0:51	23.6
25	HISCHIER Nico	13	SUI	F	5	102:10	<b>20:26</b>	131	0:46	26.2
26	TEXIER Alexandre	85	FRA	F	4	81:39	<b>20:24</b>	97	0:50	24.2
27	McDAVID Connor	97	CAN	F	6	121:25	<b>20:14</b>	149	0:48	24.8
28	EHLERS Nikolaj	24	DEN	F	4	80:52	<b>20:13</b>	94	0:51	23.5
29	TOEWS Devon	7	CAN	D	6	119:47	<b>19:57</b>	164	0:43	27.3
30	SIMEK Radim	51	CZE	D	5	99:47	<b>19:57</b>	142	0:42	28.4

**Legend:**

**AS/G** Average shifts per game  
**F** Forward  
**No.** Jersey number  
**TSh** Total shifts played

**AT/S** Average time per shift  
**GP** Games played  
**Pos.** Position

**D** Defender  
**M/G** Minutes per game  
**TM** Total minutes played



## Shots on Goal Leaders

Migliori giocatori per colpi a segno / Meilleurs tireurs au but  
As of SUN 22 FEB 2026  
Including Game 30

(Ranked by highest SOG/ fewest GP)

Rank	Name	No.	Team	Pos.	GP	SOG
1	CELEBRINI Macklin	17	CAN	F	6	28
2	SLAFKOVSKY Juraj	20	SVK	F	6	27
3	McDAVID Connor	97	CAN	F	6	26
4	EICHEL Jack	9	USA	F	6	25
5	ERIKSSON EK Joel	14	SWE	F	5	23
5	NECAS Martin	98	CZE	F	5	23
7	MacKINNON Nathan	29	CAN	F	6	23
8	MEIER Timo	28	SUI	F	5	21
9	BOLDY Matt	12	USA	F	6	21
10	DAHLIN Rasmus	26	SWE	D	5	20
11	LEHKONEN Artturi	62	FIN	F	6	20
11	MAKAR Cale	8	CAN	D	6	20
13	DRAISAITL Leon	29	GER	F	5	19
13	RAYMOND Lucas	23	SWE	F	5	19
15	ARMIA Joel	40	FIN	F	6	19
16	ANDRIGHETTO Sven	85	SUI	F	5	18
16	HISCHIER Nico	13	SUI	F	5	18
18	THOMPSON Tage	72	USA	F	6	18
19	JOSI Roman	90	SUI	D	5	17
19	NYLANDER William	88	SWE	F	5	17
21	DVORSKY Dalibor	15	SVK	F	6	17
22	KRASTENBERGS Renars	9	LAT	F	4	16
23	KARLSSON Erik	65	SWE	D	5	16
23	PASTRNAK David	88	CZE	F	5	16
23	ZIBANEJAD Mika	93	SWE	F	5	16
26	HEISKANEN Miro	41	FIN	D	6	16
26	MATTHEWS Auston	34	USA	F	6	16
26	TKACHUK Brady	7	USA	F	6	16
26	TKACHUK Matthew	19	USA	F	6	16
30	KEMPE Adrian	19	SWE	F	5	15
30	SEIDER Moritz	53	GER	D	5	15
30	STUTZLE Tim	18	GER	F	5	15

<b>Legend:</b>						
<b>D</b>	Defender	<b>F</b>	Forward	<b>GP</b>	Games played	<b>No.</b> Jersey number
<b>Pos.</b>	Position	<b>SOG</b>	Shots on goal			



## Media All Stars and Most Valuable Player

Media All Stars e Giocatore di maggior valore / Équipe type des médias et meilleur joueur  
As of SUN 22 FEB 2026

	Position	Name	NOC Code
<b>Media All Stars:</b>	Goalkeeper	HELLEBUYCK Connor	USA
	Defender	HUGHES Quinn	USA
		MAKAR Cale	CAN
	Forward	CELEBRINI Macklin	CAN
		McDAVID Connor	CAN
		SLAFKOVSKY Juraj	SVK
<b>Most Valuable Player:</b>	Forward	McDAVID Connor	CAN



**Medallists**  
Medagliati / Medaille(e)s  
SUN 22 FEB 2026

GOLD	SILVER	BRONZE
<b>USA - United States of America</b>	<b>CAN - Canada</b>	<b>FIN - Finland</b>
1 SWAYMAN Jeremy	6 SANHEIM Travis	3 MAATTA Olli
2 LaCOMBE Jackson	7 TOEWS Devon	4 LEHTONEN Mikko
7 TKACHUK Brady	8 MAKAR Cale	10 JOKIHARJU Henri
8 WERENSKI Zach	9 BENNETT Sam	15 LUNDELL Anton
9 EICHEL Jack	10 SUZUKI Nick	20 AHO Sebastian
10 MILLER JT	13 REINHART Sam	23 LINDELL Esa
12 BOLDY Matt	14 HORVAT Bo	24 HINTZ Roope
14 FABER Brock	17 CELEBRINI Macklin	27 LUOSTARINEN Eetu
15 HANIFIN Noah	20 HARLEY Thomas	28 TOLVANEN Eeli
16 TROCHECK Vincent	24 JARVIS Seth	32 LANKINEN Kevin
19 TKACHUK Matthew	27 THEODORE Shea	33 MATINPALO Nikolas
21 LARKIN Dylan	29 MacKINNON Nathan	40 ARMIA Joel
25 McAVOY Charlie	35 KUEMPER Darcy	41 HEISKANEN Miro
29 NELSON Brock	38 HAGEL Brandon	55 RISTOLAINEN Rasmus
30 OETTINGER Jake	43 WILSON Tom	56 HAULA Erik
34 MATTHEWS Auston	44 MORRISSEY Josh	62 LEHKONEN Artturi
37 HELLEBUYCK Connor	48 THOMPSON Logan	64 GRANLUND Mikael
43 HUGHES Quinn	50 BINNINGTON Jordan	70 KORPISALO Joonas
59 GUENTZEL Jake	55 PARAYKO Colton	74 SAROS Juuse
72 THOMPSON Tage	61 STONE Mark	77 MIKKOLA Niko
74 SLAVIN Jaccob	63 MARCHAND Brad	84 KAKKO Kaapo
81 CONNOR Kyle	87 CROSBY Sidney	86 TERAVALINEN Teuvo
85 SANDERSON Jake	89 DOUGHTY Drew	91 KAPANEN Oliver
86 HUGHES Jack	93 MARNER Mitch	94 KIVIRANTA Joel
91 KELLER Clayton	97 McDAVID Connor	96 RANTANEN Mikko



**Directorate**  
Direzione / Directoire  
As of SAT 31 JAN 2026

**REVISED**  
31 JAN 17:45

Function	Name	Organisation
<b>Voting Members:</b>		
Chairperson:	KOLBENHEYER Zsuzsanna	HUN - Hungary
Member:	CHAUVIN Jean-Baptiste	FRA - France
	CONSTANTINO Manuela	ITA - Italy
	GRAUNKE Julia	GER - Germany
	KARINEN Tiina	FIN - Finland
	KINGSBURY Gina	CAN - Canada
	MILLION Katie	USA - United States of America
	OTSUKA Momoe	JPN - Japan
	RIDDERLUND Sara	SWE - Sweden
	SADILOVA Tereza	CZE - Czechia
	STIEFEL Anja	SUI - Switzerland
Milano Cortina 2026:	LINTNER Doris	ITA - Italy
<b>Non-voting Members:</b>		
IF Delegate:	EDERER Hannes	GER - Germany
	PEDERSEN Kim	DEN - Denmark
Sport Championship Manager:	KURMANN Danny	SUI - Switzerland
Medical Supervisor:	LOING Christiane	AUT - Austria
	TUOMINEN Markku	FIN - Finland

**Note:**  
Directorate data may be updated until the start of competition.

**REVISED**

**Non-voting Members of Directorate have been updated**



## Competition Officials

Ufficiali di gara / Officiels de compétition  
As of FRI 30 JAN 2026

**REVISED**  
4 FEB 19:30

Function	No.	Name	Organisation
<b>On-ice Officials:</b>			
Referee:	29	COOKE Kelly	USA - United States of America
	62	DOYLE Melissa	USA - United States of America
	14	HENRIKSSON Ida	SWE - Sweden
	12	HILLER Samantha	USA - United States of America
	27	KAINBERGER Julia	AUT - Austria
	15	MANTHA Elizabeth	CAN - Canada
	10	McKENNA Michelle	CAN - Canada
	13	MURRAY Cianna	CAN - Canada
	19	NEARY Shauna	CAN - Canada
	11	NURMI Anniina	FIN - Finland
	18	SVOBODOVA Zuzana	CZE - Czechia
	21	TASSONI Amanda	USA - United States of America
Linesperson:	56	BUCKNER Sarah	USA - United States of America
	84	CAMERON-WARD Jennifer	USA - United States of America
	7	CLARKE Alex	CAN - Canada
	63	GUTAUSKAS Laura	CAN - Canada
	16	HAJKOVA Kristyna	CZE - Czechia
	22	LUNDGREN Jessica	SWE - Sweden
	64	SAARIMAKI Tiina	FIN - Finland
	50	TODD Justine	CAN - Canada
	4	WELSH Kirsten	CAN - Canada
	60	ZACH Erin	CAN - Canada

**Note:**  
Officials' data may be updated until the start of competition.

**Legend:**  
No. Jersey number

**REVISED** Name correction



## Team Roster

Organico della squadra / Composition de l'equipe  
As of WED 4 FEB 2026

Initial Registration 4 FEB 2026

### CAN - Canada

No.	Name	Pos.	Shoots/ Catches	Date of Birth	Height m / ft in	Weight kg / lbs	Club	Registration *
2	JAKUES Sophie	D	R	16 OCT 2000	1.72 / 5'8"	78 / 172	Vancouver Goldeneyes (CAN)	
3	LAROCQUE Jocelyne	D	L	19 MAY 1988	1.68 / 5'6"	66 / 146	Ottawa Charge (CAN)	
4	TABIN Kati	D	L	21 APR 1997	1.72 / 5'8"	70 / 154	Montreal Victoire (CAN)	
7	STACEY Laura	F	R	5 MAY 1994	1.78 / 5'10"	71 / 157	Montreal Victoire (CAN)	
10	FILLIER Sarah	F	R	9 JUN 2000	1.63 / 5'4"	59 / 130	New York Sirens (USA)	
14	FAST Renata	D	R	6 OCT 1994	1.70 / 5'7"	65 / 143	Toronto Sceptres (CAN)	
17	SHELTON Ella	D	L	19 JAN 1998	1.73 / 5'8"	68 / 150	Toronto Sceptres (CAN)	
19	JENNER Brianne	F	R	4 MAY 1991	1.75 / 5'9"	71 / 157	Ottawa Charge (CAN)	
20	NURSE Sarah	F	L	4 JAN 1995	1.75 / 5'9"	67 / 148	Vancouver Goldeneyes (CAN)	
23	AMBROSE Erin	D	R	30 APR 1994	1.65 / 5'5"	60 / 132	Montreal Victoire (CAN)	
24	SPOONER Natalie	F	R	17 OCT 1990	1.78 / 5'10"	82 / 181	Toronto Sceptres (CAN)	
26	CLARK Emily	F	L	28 NOV 1995	1.70 / 5'7"	61 / 134	Ottawa Charge (CAN)	
27	MALTAIS Emma	F	L	4 NOV 1999	1.63 / 5'4"	66 / 146	Toronto Sceptres (CAN)	
29	POULIN Marie-Philip	F	L	28 MAR 1991	1.70 / 5'7"	73 / 161	Montreal Victoire (CAN)	
35	DESBIENS Ann-Renee	GK	L	10 APR 1994	1.75 / 5'9"	73 / 161	Montreal Victoire (CAN)	
38	MASCHMEYER Emerance	GK	L	5 OCT 1994	1.68 / 5'6"	64 / 141	Vancouver Goldeneyes (CAN)	
40	TURNBULL Blayne	F	R	15 JUL 1993	1.70 / 5'7"	69 / 152	Toronto Sceptres (CAN)	
42	THOMPSON Claire	D	L	28 JAN 1998	1.72 / 5'8"	60 / 132	Vancouver Goldeneyes (CAN)	
43	O'NEILL Kristin	F	L	30 MAR 1998	1.63 / 5'4"	57 / 126	New York Sirens (USA)	
82	OSBORNE Kayle	GK	L	28 FEB 2002	1.73 / 5'8"	77 / 170	New York Sirens (USA)	
88	GOSLING Julia	F	L	21 FEB 2001	1.80 / 5'11"	81 / 179	Seattle Torrent (USA)	
94	GARDINER Jennifer	F	L	18 SEP 2001	1.67 / 5'6"	69 / 152	Vancouver Goldeneyes (CAN)	
95	WATTS Daryl	F	L	15 MAY 1999	1.67 / 5'6"	65 / 143	Toronto Sceptres (CAN)	

**Team Average:** 1.71 / 5'7" 68 / 150

Average Age: 29

**Total:** 20 players and 3 goalkeepers

#### Team Officials:

Function	Name	Citizenship	Date of Birth
<b>Head Coach:</b>	RYAN Troy	CAN	26 JAN 1972
<b>Assistant Coach:</b>	CHEVERIE Kori	CAN	18 JUN 1987
<b>Assistant Coach:</b>	OUELLETTE Caroline	CAN	25 MAY 1979
<b>Assistant Coach:</b>	SMITH Britni	CAN	13 OCT 1988
<b>Equipment Manager:</b>	SMOOK Blair	CAN	25 JUN 1987
<b>Equipment Manager:</b>	GOULDEN Alana	CAN	2 NOV 1981
<b>Physiotherapist:</b>	ATKINS Christine	CAN	18 MAR 1982
<b>Physiotherapist:</b>	McNALLY Danielle	CAN	26 NOV 1983

#### Note:

\* Registration date of single players is only shown when different from Initial Registration date

#### Legend:

**D** Defender      **F** Forward      **GK** Goalkeeper      **L** Shoots or catches Left  
**No.** Jersey number      **Pos.** Position      **R** Shoots or catches Right



## Team Roster

Organico della squadra / Composition de l'equipe  
As of WED 4 FEB 2026

Initial Registration 4 FEB 2026

### CZE - Czechia

No.	Name	Pos.	Shoots/ Catches	Date of Birth	Height m / ft in	Weight kg / lbs	Club	Registration *
1	HESOVA Michaela	GK	L	2 NOV 2005	1.69 / 5'7"	60 / 132	Dartmouth College (USA)	
2	TEJRALOVA Aneta	D	L	4 JAN 1996	1.64 / 5'5"	57 / 126	Seattle Torrent (USA)	
3	SAPOVALIVOVA Adela	F	L	17 MAY 2006	1.61 / 5'3"	58 / 128	University of Wisconsin (USA)	
4	PEJSOVA Daniela	D	L	14 AUG 2002	1.73 / 5'8"	73 / 161	Boston Fleet (USA)	
6	VOCETKOVA Linda	F	R	22 MAR 2007	1.74 / 5'9"	70 / 154	Djurgardens IF (SWE)	
7	SEROISZKOVA Klara	D	L	25 JAN 2001	1.75 / 5'9"	72 / 159	HC Davos (SUI)	
8	PISTEKOVA Tereza	F	L	3 JUN 2005	1.71 / 5'7"	64 / 141	SDE HF (SWE)	
10	KRIZOVA Denisa	F	L	3 NOV 1994	1.65 / 5'5"	63 / 139	Minnesota Frost (USA)	
12	HYMLAROVA Klara	F	L	27 FEB 1999	1.62 / 5'4"	67 / 148	Minnesota Frost (USA)	
14	LASKOVA Dominika	D	R	20 DEC 1996	1.67 / 5'6"	71 / 157	SDE HF (SWE)	
15	TRNKOVA Andrea	D	L	3 MAR 2004	1.76 / 5'9"	75 / 165	Clarkson University (USA)	
16	MRAZOVA Katerina	F	L	19 OCT 1992	1.63 / 5'4"	64 / 141	Ottawa Charge (CAN)	
18	PEJZLOVA Michaela	F	L	4 JUN 1997	1.70 / 5'7"	62 / 137	HC Ambri-Piotta (SUI)	
19	MLYNKOVA Natalie	F	L	24 MAY 2001	1.61 / 5'3"	63 / 139	Montreal Victoire (CAN)	
20	JURICKOVA Barbora	F	L	21 OCT 2006	1.68 / 5'6"	60 / 132	HPK Hameenlinna (FIN)	
21	VANISOVA Tereza	F	L	30 JAN 1996	1.70 / 5'7"	64 / 141	Vancouver Goldeneyes (CAN)	
22	PLOSOVA Tereza	F	L	5 JUL 2002	1.77 / 5'10"	64 / 141	University of Minnesota (USA)	
24	CAJANOVA Sara	D	L	10 DEC 2002	1.68 / 5'6"	63 / 139	Brynas IF (SWE)	
26	PRIBYLOVA Vendula	F	L	23 MAR 1996	1.71 / 5'7"	78 / 172	MoDo Hockey (SWE)	
28	NEUBAUEROVA Noemi	D	R	15 DEC 1999	1.73 / 5'8"	69 / 152	EV Zug (SUI)	
29	PESLAROVA Klara	GK	L	23 NOV 1996	1.64 / 5'5"	63 / 139	Brynas IF (SWE)	
32	PEJSOVA Julie	GK	R	3 FEB 2003	1.72 / 5'8"	91 / 201	HC Milevsko 1934 (CZE)	
98	KALTOUNKOVA Kristyna	F	L	14 APR 2002	1.74 / 5'9"	77 / 170	New York Sirens (USA)	
<b>Team Average:</b>					1.69 / 5'7"	67 / 148		
Average Age:					25			

**Total:** 20 players and 3 goalkeepers

#### Team Officials:

Function	Name	Citizenship	Date of Birth
<b>Head Coach:</b>	MACLEOD Carla Rae	CAN	16 JUN 1982
<b>Assistant Coach:</b>	ANDRASOVSKY Dusan	SVK	8 DEC 1976
<b>Assistant Coach:</b>	RIVETT Gregory Scott	CAN	11 MAY 1978
<b>Goalkeeper Coach:</b>	LIEHMAN Pavel	CZE	30 AUG 1979
<b>General Manager:</b>	SADILOVA Tereza	CZE	27 MAR 1998
<b>Equipment Manager:</b>	KREJSA Marcel	CZE	9 FEB 1971
<b>Doctor:</b>	KUCEROVA Martina	CZE	15 MAR 1994
<b>Video Coach:</b>	SEQUENS David	CZE	17 MAR 2002

#### Note:

\* Registration date of single players is only shown when different from Initial Registration date

#### Legend:

**D** Defender      **F** Forward      **GK** Goalkeeper      **L** Shoots or catches Left  
**No.** Jersey number      **Pos.** Position      **R** Shoots or catches Right



## Team Roster

Organico della squadra / Composition de l'equipe  
As of WED 4 FEB 2026

Initial Registration 4 FEB 2026

### FIN - Finland

No.	Name	Pos.	Shoots/ Catches	Date of Birth	Height m / ft in	Weight kg / lbs	Club	Registration *
1	AHOLA Sanni	GK	L	3 JUN 2000	1.71 / 5'7"	81 / 179	Ottawa Charge (CAN)	
2	KARJALAINEN Sini	D	L	30 JAN 1999	1.75 / 5'9"	73 / 161	Skelleftea AIK (SWE)	
5	YRJOLA Siiri	D	L	8 SEP 2004	1.66 / 5'5"	70 / 154	St. Cloud State University (USA)	
6	HIIRIKOSKI Jenni	D	L	30 MAR 1987	1.62 / 5'4"	62 / 137	Lulea HF (SWE)	
7	RANTALA Sanni	D	R	8 JUL 2002	1.73 / 5'8"	64 / 141	Frolunda HC (SWE)	
8	SUORANTA Elli	D	R	17 JUN 2002	1.68 / 5'6"	75 / 165	Ilves Tampere (FIN)	
9	LAITINEN Nelli	D	L	29 APR 2002	1.69 / 5'7"	62 / 137	University of Minnesota (USA)	
10	HOLOPAINEN Elisa	F	L	27 DEC 2001	1.66 / 5'5"	58 / 128	Frolunda HC (SWE)	
12	VANHANEN Sanni	F	L	1 JUL 2005	1.68 / 5'6"	65 / 143	Ohio State University (USA)	
16	NIEMINEN Petra	F	L	4 MAY 1999	1.69 / 5'7"	71 / 157	Lulea HF (SWE)	
18	NYLUND Jenniina	F	L	18 JUN 1999	1.71 / 5'7"	62 / 137	Brynäs IF (SWE)	
19	KUOPPALA Ida	F	L	17 FEB 2000	1.68 / 5'6"	80 / 176	Skelleftea AIK (SWE)	
22	SCHALIN Julia	F	L	31 AUG 2005	1.60 / 5'3"	65 / 143	Mercyhurst University (USA)	
24	VAINIKKA Viivi	F	L	23 DEC 2001	1.66 / 5'5"	63 / 139	Brynäs IF (SWE)	
30	KYRKKO Emilia	GK	L	24 FEB 2004	1.69 / 5'7"	74 / 163	St. Cloud State University (USA)	
32	VESA Emilia	F	R	3 JAN 2001	1.77 / 5'10"	67 / 148	Frolunda HC (SWE)	
33	KARVINEN Michelle	F	L	27 MAR 1990	1.66 / 5'5"	65 / 143	Vancouver Goldeneyes (CAN)	
36	KEISALA Anni	GK	L	5 APR 1997	1.75 / 5'9"	80 / 176	HPK Hameenlinna (FIN)	
40	TULUS Noora	F	R	15 AUG 1995	1.65 / 5'5"	65 / 143	Brynäs IF (SWE)	
61	NUUTINEN Emma	F	L	7 DEC 1996	1.77 / 5'10"	75 / 165	Kiekko-Espoo (FIN)	
77	TAPANI Susanna	F	L	2 MAR 1993	1.77 / 5'10"	70 / 154	Boston Fleet (USA)	
88	SAVOLAINEN Ronja	D	L	29 NOV 1997	1.77 / 5'10"	75 / 165	Ottawa Charge (CAN)	
91	LIKALA Julia	F	L	20 MAR 2001	1.66 / 5'5"	62 / 137	HC Ambri-Piotta (SUI)	

**Team Average:** 1.70 / 5'7" 69 / 152  
Average Age: 26

**Total:** 20 players and 3 goalkeepers

#### Team Officials:

Function	Name	Citizenship	Date of Birth
<b>Head Coach:</b>	LEHTERA Tero	FIN	21 APR 1972
<b>Assistant Coach:</b>	MARTIKAINEN Kari	FIN	15 SEP 1968
<b>Assistant Coach:</b>	KIVENMAKI Saara	FIN	1 JAN 1986
<b>Equipment Manager:</b>	JARVINEN Kari	FIN	22 JUL 1962
<b>Equipment Manager:</b>	VENTO Tatu	FIN	9 FEB 1975
<b>Doctor:</b>	KIRJASUO Karri	FIN	22 JAN 1980
<b>Physiotherapist:</b>	LAMBACKA Pasi	FIN	21 JUL 1971
<b>Team Staff:</b>	TIAINEN Sanna	FIN	14 JUL 1975

#### Note:

\* Registration date of single players is only shown when different from Initial Registration date

#### Legend:

**D** Defender      **F** Forward      **GK** Goalkeeper      **L** Shoots or catches Left  
**No.** Jersey number      **Pos.** Position      **R** Shoots or catches Right



## Team Roster

Organico della squadra / Composition de l'equipe  
As of WED 4 FEB 2026

Initial Registration 4 FEB 2026

### FRA - France

No.	Name	Pos.	Shoots/ Catches	Date of Birth	Height m / ft in	Weight kg / lbs	Club	Registration *
1	MAMERI Margaux	GK	L	12 APR 1997	1.61 / 5'3"	58 / 128	Meudon Comets (FRA)	
5	de SERRES Gabrielle	D	R	29 JAN 1998	1.73 / 5'8"	70 / 154	Sudbury Wolves (CAN)	
6	HUOT-MARCHAND Margot	F	R	10 JUN 2000	1.60 / 5'3"	73 / 161	Rogle BK (SWE)	
7	QUARTO Lucie	D	L	7 SEP 2002	1.67 / 5'6"	66 / 146	Lindenwood University (USA)	
8	BARBIRATI Jade	F	L	6 JAN 2004	1.67 / 5'6"	67 / 148	Quinnipiac University (USA)	
10	LECLERC Sophie	D	L	14 AUG 1997	1.64 / 5'5"	64 / 141	Grenoble Bruleurs de Loups (FRA)	
11	VILLIOT Lea	D	L	11 FEB 1997	1.65 / 5'5"	64 / 141	ERC Ingolstadt (GER)	
12	DUVIN Estelle	F	R	1 FEB 1997	1.71 / 5'7"	65 / 143	SC Bern (SUI)	
13	PELISSOU Marie-Pierre	D	L	31 AUG 1995	1.73 / 5'8"	67 / 148	HC Davos (SUI)	
16	ROZIER Clara	F	R	28 AUG 1997	1.61 / 5'3"	57 / 126	SC Bern (SUI)	
17	AURARD-BUSHEE Chloe	F	L	15 MAR 1999	1.68 / 5'6"	61 / 134	ZSC Lions (SUI)	
18	SIMON Anae	F	R	16 DEC 2002	1.70 / 5'7"	65 / 143	Lyon (FRA)	
19	BAUDRIT Lore	F	R	11 OCT 1991	1.90 / 6'3"	86 / 190	ERC Ingolstadt (GER)	
21	MESPLEDE Julia	F	R	12 OCT 2002	1.60 / 5'3"	55 / 121	University of Vermont (USA)	
22	le SCODAN Manon	F	L	25 DEC 2004	1.70 / 5'7"	66 / 146	Clarkson University (USA)	
24	NONNENMACHER Emma	F	L	21 AUG 2004	1.70 / 5'7"	60 / 132	Concordia University (CAN)	
29	BERGER Lea	D	R	29 OCT 2003	1.77 / 5'10"	63 / 139	University of Montreal (CAN)	
31	PIANEL COURIAUT Violette	GK	L	9 MAY 2006	1.73 / 5'8"	68 / 150	Villard-de-Lans Ours (FRA)	
32	PHILBERT Alice	GK	L	10 NOV 1996	1.67 / 5'6"	54 / 119	EV Bozen Eagles (ITA)	
44	PEYNE--DINGIVAL Anais	F	L	29 MAY 2007	1.67 / 5'6"	70 / 154	John Abbott College (CAN)	
55	GALBRUN Sehana	F	L	14 SEP 2005	1.69 / 5'7"	60 / 132	HIFK Helsinki (FIN)	
85	BOUDIN Clemence	F	L	1 JUN 2008	1.63 / 5'4"	56 / 123	Saint-Gervais (FRA)	
91	ZILLIOX Elina	D	L	14 MAY 2005	1.67 / 5'6"	70 / 154	Lindenwood University (USA)	

**Team Average:** 1.68 / 5'6" 65 / 143

Average Age: 24

**Total:** 20 players and 3 goalkeepers

#### Team Officials:

Function	Name	Citizenship	Date of Birth
<b>Head Coach:</b>	TARLE Gregory	FRA	11 APR 1983
<b>Assistant Coach:</b>	POUSSE Pierre	FRA	27 FEB 1966
<b>Assistant Coach:</b>	ROUJON Sebastien	FRA	17 MAR 1975
<b>Goalkeeper Coach:</b>	KOWALCHUK Katherine	CAN	2 DEC 1997
<b>Equipment Manager:</b>	ESCUDERO Gabriel	FRA	25 AUG 1981
<b>Equipment Manager:</b>	ROUIT Gerald	FRA	4 JUN 1962
<b>Doctor:</b>	TRICOIRE Olivier	FRA	10 SEP 1977
<b>Physiotherapist:</b>	PESQUET Eleonore	FRA	26 JAN 1991

#### Note:

\* Registration date of single players is only shown when different from Initial Registration date

#### Legend:

**D** Defender      **F** Forward      **GK** Goalkeeper      **L** Shoots or catches Left  
**No.** Jersey number      **Pos.** Position      **R** Shoots or catches Right



## Team Roster

Organico della squadra / Composition de l'equipe  
As of WED 4 FEB 2026

Initial Registration 4 FEB 2026

### GER - Germany

No.	Name	Pos.	Shoots/ Catches	Date of Birth	Height m / ft in	Weight kg / lbs	Club	Registration *
5	SCHAFFRATH Charlott	D	L	26 DEC 2005	1.84 / 6'0"	72 / 159	Memmingen Indians (GER)	
7	FELDMEIERS Franziska	F	R	5 FEB 1999	1.65 / 5'5"	68 / 150	Eisbaren Juniors Berlin (GER)	
8	HARK Ronja	D	L	17 AUG 2003	1.58 / 5'2"	60 / 132	Memmingen Indians (GER)	
9	VOIGT Svenja	F	L	29 MAR 2004	1.65 / 5'5"	60 / 132	St. Cloud State University (USA)	
10	HACKELSMILLER Katharina	F	L	27 AUG 2004	1.65 / 5'5"	63 / 139	ERC Ingolstadt (GER)	
11	HADRASCHEK Nicola	F	L	10 SEP 1996	1.66 / 5'5"	68 / 150	Memmingen Indians (GER)	
13	WELCKE Luisa	F	R	29 APR 2002	1.66 / 5'5"	66 / 146	Boston University (USA)	
14	STROBEL Carina	D	L	11 SEP 1997	1.72 / 5'8"	62 / 137	Memmingen Indians (GER)	
16	SCHIEFER Jule	F	L	12 SEP 2001	1.73 / 5'8"	68 / 150	Memmingen Indians (GER)	
17	NIX Emily	F	L	12 JAN 1998	1.73 / 5'8"	77 / 170	Frolunda HC (SWE)	
20	GLEISSNER Daria	D	L	30 JUN 1993	1.71 / 5'7"	69 / 152	Memmingen Indians (GER)	
23	WELCKE Lilli	F	R	29 APR 2002	1.66 / 5'5"	66 / 146	Boston University (USA)	
25	KLUGE Laura	F	L	6 NOV 1996	1.79 / 5'10"	63 / 139	Boston Fleet (USA)	
26	SCHMITZ Tara	D	L	16 MAR 1998	1.65 / 5'5"	61 / 134	Mad Dogs (GER)	
28	JOBST-SMITH Katarina	D	R	30 AUG 2001	1.70 / 5'7"	67 / 148	Vancouver Goldeneyes (CAN)	
29	CHRISTOF Nina	F	L	18 AUG 2003	1.64 / 5'5"	66 / 146	Rensselaer Polytechnic Institute (USA)	
34	HAIDER Celina	F	L	20 JUL 2000	1.70 / 5'7"	62 / 137	Eisbaren Juniors Berlin (GER)	
35	ABSTREITER Sandra	GK	L	23 JUL 1998	1.81 / 5'11"	78 / 172	Montreal Victoire (CAN)	
41	HEINE Mathilda	F	L	18 FEB 2009	1.70 / 5'7"	69 / 152	Eisbaren Juniors Berlin (GER)	
44	HOPPE Hanna	D	L	23 AUG 2006	1.64 / 5'5"	62 / 137	ESC Dresden (GER)	
70	HEMMERLE Lisa	GK	L	11 DEC 1995	1.67 / 5'6"	63 / 139	ERC Ingolstadt (GER)	
71	BARTSCH Anne	F	L	22 SEP 1995	1.64 / 5'5"	64 / 141	Memmingen Indians (GER)	
75	SCHULTES Chiara	GK	L	22 JUL 2005	1.67 / 5'6"	62 / 137	Memmingen Indians (GER)	
<b>Team Average:</b>					1.69 / 5'7"	66 / 146		
Average Age:					25			

**Total:** 20 players and 3 goalkeepers

#### Team Officials:

Function	Name	Citizenship	Date of Birth
<b>Head Coach:</b>	MACLEOD Jeff	CAN	25 MAR 1971
<b>Assistant Coach:</b>	DEICHSTETTER Maximilian	GER	3 OCT 1993
<b>Assistant Coach:</b>	JONES Sebastian	GER	22 AUG 1982
<b>Equipment Manager:</b>	HEMPEL Sigi	GER	11 NOV 1977
<b>Equipment Manager:</b>	KOTZ Josef	GER	21 OCT 1961
<b>Doctor:</b>	BERGER Manuel	GER	21 APR 1985
<b>Physiotherapist:</b>	KREUTZER Felicitas	GER	26 DEC 1990
<b>Physiotherapist:</b>	LERCHENMULLER Anna	GER	19 AUG 1993

#### Note:

\* Registration date of single players is only shown when different from Initial Registration date

#### Legend:

**D** Defender      **F** Forward      **GK** Goalkeeper      **L** Shoots or catches Left  
**No.** Jersey number      **Pos.** Position      **R** Shoots or catches Right



## Team Roster

Organico della squadra / Composition de l'equipe  
As of WED 4 FEB 2026

Initial Registration 4 FEB 2026

### ITA - Italy

No.	Name	Pos.	Shoots/ Catches	Date of Birth	Height m / ft in	Weight kg / lbs	Club	Registration *
1	DURANTE Gabriella	GK	L	20 JAN 2001	1.81 / 5'11"	69 / 152	Real Torino (ITA)	
2	VARANO Amie	D	R	18 JUN 1994	1.65 / 5'5"	65 / 143	Malmö Redhawks (SWE)	
3	HEIDENBERGER Manuela	F	R	15 SEP 2007	1.71 / 5'7"	66 / 146	HPK Hameenlinna (FIN)	
4	SALETTA Carola	F	L	11 FEB 1993	1.74 / 5'9"	66 / 146	Fribourg Ladies HC (SUI)	
8	CAUMO Anna	F	L	16 FEB 2002	1.67 / 5'6"	67 / 148	HC Pustertal (ITA)	
10	ABATANGELO Aurora	F	L	14 DEC 2002	1.65 / 5'5"	69 / 152	HC Davos (SUI)	
11	REYES Justine	F	R	14 FEB 1997	1.73 / 5'8"	72 / 159	MoDo Hockey (SWE)	
12	ROCCCELLA Rebecca	F	L	3 APR 2001	1.62 / 5'4"	60 / 132	HC Davos (SUI)	
13	LOBIS Laura	D	L	25 MAR 2006	1.68 / 5'6"	72 / 159	SV Kaltern - HC Caldaro (ITA)	
14	BONAFINI Eleonora	F	R	17 FEB 1995	1.74 / 5'9"	74 / 163	EV Bozen Eagles (ITA)	
15	NICCOLAI Greta	F	R	10 MAY 2001	1.62 / 5'4"	60 / 132	HC Ambri-Piotta (SUI)	
17	FANTIN Matilde	F	L	1 JAN 2007	1.74 / 5'9"	74 / 163	Penn State University (USA)	
18	STOCKER Franziska	D	R	16 DEC 1997	1.72 / 5'8"	75 / 165	Sodertälje SK (SWE)	
19	DELLA ROVERE Kristin	F	R	30 NOV 2000	1.76 / 5'9"	74 / 163	Toronto Sceptres (CAN)	
21	MAZZOCCHI Marta	F	L	23 AUG 2004	1.60 / 5'3"	61 / 134	EV Bozen Eagles (ITA)	
22	KANEPPELE Sara	F	L	30 JUN 2003	1.74 / 5'9"	74 / 163	EV Bozen Eagles (ITA)	
25	FEDEL Martina	GK	L	20 DEC 2002	1.65 / 5'5"	62 / 137	University of Guelph (CAN)	
27	GUERRIERO Kristen	D	L	27 MAY 1999	1.72 / 5'8"	77 / 170	EV Bozen Eagles (ITA)	
55	PIERRI Jacquie	D	R	11 JUN 1990	1.63 / 5'4"	65 / 143	EV Bozen Eagles (ITA)	
66	OSTONI Margherita	GK	L	1 JUL 2006	1.68 / 5'6"	68 / 150	IF Björkloven (SWE)	
77	FORTINO Laura	D	L	30 JAN 1991	1.63 / 5'4"	62 / 137	Real Torino (ITA)	
82	TUTINO Kayla	F	R	18 DEC 1992	1.65 / 5'5"	62 / 137	Real Torino (ITA)	
93	MATTIVI Nadia	D	L	2 MAY 2000	1.77 / 5'10"	78 / 172	Luleå HF (SWE)	

**Team Average:** 1.69 / 5'7" 68 / 150  
Average Age: 26

**Total:** 20 players and 3 goalkeepers

#### Team Officials:

Function	Name	Citizenship	Date of Birth
<b>Head Coach:</b>	BOUCHARD Eric	CAN	23 NOV 1990
<b>Assistant Coach:</b>	DAPRA Stefano	ITA	15 APR 1964
<b>Assistant Coach:</b>	POULIN-NADEAU Pier-Alexandre	CAN	18 FEB 1988
<b>Assistant Coach:</b>	TREMBLAY Alexandre	CAN	18 JUN 1993
<b>Equipment Manager:</b>	CAUMO Michael	ITA	14 OCT 1969
<b>Doctor:</b>	FRANCHI Francesca	ITA	6 AUG 1962
<b>Physiotherapist:</b>	EDER Andrea	ITA	20 FEB 1991
<b>Physiotherapist:</b>	ROTTENSTEINER Lea	ITA	30 AUG 1996

#### Note:

\* Registration date of single players is only shown when different from Initial Registration date

#### Legend:

**D** Defender      **F** Forward      **GK** Goalkeeper      **L** Shoots or catches Left  
**No.** Jersey number      **Pos.** Position      **R** Shoots or catches Right



## Team Roster

Organico della squadra / Composition de l'equipe  
As of WED 4 FEB 2026

Initial Registration 4 FEB 2026

### JPN - Japan

No.	Name	Pos.	Shoots/ Catches	Date of Birth	Height m / ft in	Weight kg / lbs	Club	Registration *
2	KOIKE Shiori	D	L	21 MAR 1993	1.59 / 5'3"	56 / 123	DK Peregrine (JPN)	
3	SHIGA Aoi	D	L	4 JUL 1999	1.65 / 5'5"	61 / 134	MoDo Hockey (SWE)	
4	HITOSATO Ayaka	D	R	22 AUG 1994	1.60 / 5'3"	60 / 132	Linkoping HC (SWE)	
5	YAMASHITA Shiori	D	L	28 APR 2002	1.58 / 5'2"	53 / 117	Seibu Princess Rabbits (JPN)	
6	SATO Kohane	D	L	16 MAR 2006	1.64 / 5'5"	63 / 139	Daishin (JPN)	
7	SEKI Kanami	D	L	23 JUN 2000	1.68 / 5'6"	66 / 146	Seibu Princess Rabbits (JPN)	
8	HOSOYAMADA Akane	D	R	9 MAR 1992	1.63 / 5'4"	62 / 137	DK Peregrine (JPN)	
9	AKIMOTO Nana	D	R	8 APR 2009	1.59 / 5'3"	50 / 110	DK Peregrine (JPN)	
11	SHIGA Akane	F	R	3 MAR 2001	1.65 / 5'5"	63 / 139	Lulea HF (SWE)	
13	WAJIMA Yumeka	F	R	19 OCT 2002	1.56 / 5'1"	50 / 110	DK Peregrine (JPN)	
14	TOKO Haruka	F	L	16 MAR 1997	1.67 / 5'6"	64 / 141	Linkoping HC (SWE)	
15	UKITA Rui	F	L	6 JUN 1996	1.70 / 5'7"	71 / 157	Daishin (JPN)	
17	TADA Ai	F	L	4 APR 2006	1.58 / 5'2"	60 / 132	Daishin (JPN)	
18	MAEDA Suzuka	F	R	16 OCT 1996	1.61 / 5'3"	54 / 119	DK Peregrine (JPN)	
19	ITO Makoto	F	L	2 MAY 2004	1.69 / 5'7"	73 / 161	Toyota Cygnus (JPN)	
20	MASUHARA Miyuu	GK	L	4 OCT 2001	1.57 / 5'2"	53 / 117	DK Peregrine (JPN)	
24	MIURA Mei	F	R	16 NOV 1998	1.62 / 5'4"	65 / 143	Toyota Cygnus (JPN)	
27	KOYAMA Remi	F	R	17 JUL 2000	1.47 / 4'10"	54 / 119	Seibu Princess Rabbits (JPN)	
30	HALLORAN Rei	GK	L	22 MAR 2001	1.70 / 5'7"	65 / 143	Jarnbrots HK (SWE)	
31	KAWAGUCHI Riko	GK	L	19 SEP 2004	1.66 / 5'5"	71 / 157	Daishin (JPN)	
40	NORO Rio	F	R	15 MAY 2004	1.64 / 5'5"	59 / 130	Daishin (JPN)	
41	NORO Riri	F	L	15 MAY 2004	1.61 / 5'3"	59 / 130	Daishin (JPN)	
91	ODAIRA Umeka	F	L	12 DEC 2008	1.62 / 5'4"	55 / 121	Daishin (JPN)	
<b>Team Average:</b>					1.62 / 5'4"	60 / 132		
Average Age:					24			

**Total:** 20 players and 3 goalkeepers

#### Team Officials:

Function	Name	Citizenship	Date of Birth
<b>Head Coach:</b>	IIZUKA Yuji	JPN	17 MAY 1974
<b>Assistant Coach:</b>	NAKAJIMAYA Yujiro	JPN	16 FEB 1971
<b>Assistant Coach:</b>	AOKI Kanae	JPN	20 FEB 1985
<b>Goalkeeper Coach:</b>	HARUNA Masahito	JPN	16 JUL 1973
<b>Equipment Manager:</b>	HAYASHI Kazushige	JPN	17 FEB 1975
<b>Doctor:</b>	HATTORI Mikihiro	JPN	31 MAY 1969
<b>Physiotherapist:</b>	WAKO Tsutomu	JPN	25 JUL 1985
<b>Physiotherapist:</b>	MURAYAMA Tomomi	JPN	4 MAR 1992

#### Note:

\* Registration date of single players is only shown when different from Initial Registration date

#### Legend:

**D** Defender      **F** Forward      **GK** Goalkeeper      **L** Shoots or catches Left  
**No.** Jersey number      **Pos.** Position      **R** Shoots or catches Right



## Team Roster

Organico della squadra / Composition de l'equipe  
As of WED 4 FEB 2026

Initial Registration 4 FEB 2026

### SUI - Switzerland

No.	Name	Pos.	Shoots/ Catches	Date of Birth	Height m / ft in	Weight kg / lbs	Club	Registration *
2	BUCHI Annic	D	L	2 APR 2005	1.69 / 5'7"	67 / 148	EV Zug (SUI)	
7	STALDER Lara	F	R	15 MAY 1994	1.67 / 5'6"	63 / 139	EV Zug (SUI)	
8	QUENNEC Kaleigh	F	R	15 FEB 1998	1.72 / 5'8"	80 / 176	SC Bern (SUI)	
9	SIGRIST Shannon	D	R	20 APR 1999	1.67 / 5'6"	67 / 148	ZSC Lions (SUI)	
11	ZIMMERMANN Laura	F	L	5 APR 2003	1.63 / 5'4"	69 / 152	St. Cloud State University (USA)	
12	RUEDI Lisa	F	L	3 NOV 2000	1.67 / 5'6"	67 / 148	ZSC Lions (SUI)	
13	WEY Ivana	F	L	4 FEB 2006	1.72 / 5'8"	67 / 148	EV Zug (SUI)	
15	MERIGUET Laure	D	L	15 AUG 2008	1.73 / 5'8"	65 / 143	Geneve-Servette (SUI)	
16	VALLARIO Nicole	D	L	30 AUG 2001	1.66 / 5'5"	66 / 146	New York Sirens (USA)	
17	CHRISTEN Lara	D	R	2 OCT 2002	1.63 / 5'4"	64 / 141	SC Bern (SUI)	
18	WETLI Stefanie	D	L	4 FEB 2000	1.73 / 5'8"	67 / 148	SC Bern (SUI)	
20	BRAENDLI Andrea	GK	L	5 JUN 1997	1.67 / 5'6"	76 / 168	Frolunda HC (SWE)	
21	ENZLER Rahel	F	L	30 JUL 2000	1.63 / 5'4"	66 / 146	EV Zug (SUI)	
22	LEEMANN Sinja	F	L	19 APR 2002	1.68 / 5'6"	65 / 143	SC Bern (SUI)	
25	MULLER Alina	F	L	12 MAR 1998	1.67 / 5'6"	65 / 143	Boston Fleet (USA)	
26	HERZIG Naemi	F	L	21 MAR 2007	1.70 / 5'7"	68 / 150	College of the Holy Cross (USA)	
28	MARTI Alina	F	L	23 APR 2004	1.67 / 5'6"	66 / 146	EV Zug (SUI)	
29	MAURER Saskia	GK	L	29 JUL 2001	1.66 / 5'5"	59 / 130	SC Bern (SUI)	
53	SCHAEFER Vanessa	F	L	21 MAR 2005	1.63 / 5'4"	63 / 139	University of British Columbia (CAN)	
68	BALZER Leoni	F	L	18 JAN 2006	1.65 / 5'5"	60 / 132	HC Davos (SUI)	
70	WAGNER Monja	GK	R	10 APR 2003	1.64 / 5'5"	62 / 137	Union College (USA)	
71	LUTZ Lena Marie	F	L	12 JUL 2001	1.68 / 5'6"	68 / 150	HC Ambri-Piotta (SUI)	
82	BAECHLER Alessia	D	L	7 SEP 2005	1.74 / 5'9"	72 / 159	Northeastern University (USA)	
<b>Team Average:</b>					1.68 / 5'6"	67 / 148		
Average Age:					23			

**Total:** 20 players and 3 goalkeepers

#### Team Officials:

Function	Name	Citizenship	Date of Birth
<b>Head Coach:</b>	MULLER Colin	SUI	1 DEC 1963
<b>Assistant Coach:</b>	MALMSTROM Alfons	SWE	12 JUN 1998
<b>Assistant Coach:</b>	KENYON Cyndy	USA	22 NOV 1983
<b>Goalkeeper Coach:</b>	THEILER Simon	SUI	20 APR 1980
<b>General Manager:</b>	STIEFEL Anja	SUI	9 AUG 1990
<b>Team Leader:</b>	PIAGET Sidney	SUI	5 APR 1970
<b>Doctor:</b>	WEISSKOPF Lukas	SUI	22 DEC 1970
<b>Video Coach:</b>	FISCHER Michael	SUI	2 NOV 1971

#### Note:

\* Registration date of single players is only shown when different from Initial Registration date

#### Legend:

**D** Defender      **F** Forward      **GK** Goalkeeper      **L** Shoots or catches Left  
**No.** Jersey number      **Pos.** Position      **R** Shoots or catches Right



## Team Roster

Organico della squadra / Composition de l'equipe  
As of WED 4 FEB 2026

Initial Registration 4 FEB 2026

### SWE - Sweden

No.	Name	Pos.	Shoots/ Catches	Date of Birth	Height m / ft in	Weight kg / lbs	Club	Registration *
1	SVENSSON TRAFF Ebba	GK	L	27 NOV 2004	1.65 / 5'5"	69 / 152	Linkoping HC (SWE)	
4	ANDERSSON Linnea	D	R	30 SEP 1998	1.71 / 5'7"	64 / 141	MoDo Hockey (SWE)	
7	JUNGAKER Mira	D	R	22 JUL 2005	1.72 / 5'8"	70 / 154	Ohio State University (USA)	
8	SVENSSON Hilda	F	L	24 AUG 2006	1.70 / 5'7"	67 / 148	Ohio State University (USA)	
9	ADOLFSSON Jessica	D	L	15 JUL 1998	1.76 / 5'9"	82 / 181	SDE HF (SWE)	
11	BOUVENG Josefin	F	L	15 MAY 2001	1.75 / 5'9"	72 / 159	Univ. of Minnesota Duluth (USA)	
12	NYLEN PERSSON Maja	D	R	20 NOV 2000	1.62 / 5'4"	66 / 146	New York Sirens (USA)	
14	KARLSSON Ida	D	R	30 JUN 2004	1.75 / 5'9"	68 / 150	Univ. of Minnesota Duluth (USA)	
15	JOHANSSON Lisa	F	R	11 APR 1992	1.61 / 5'3"	59 / 130	SDE HF (SWE)	
17	LUNDIN Sofie	F	L	15 FEB 2000	1.64 / 5'5"	63 / 139	Frolunda HC (SWE)	
19	HJALMARSSON Sara	F	L	8 FEB 1998	1.76 / 5'9"	79 / 174	Toronto Sceptres (CAN)	
22	THUVIK Hanna	F	L	17 MAY 2002	1.70 / 5'7"	75 / 165	Brynas IF (SWE)	
23	JOHANSSON Thea	F	L	22 NOV 2002	1.71 / 5'7"	67 / 148	Univ. of Minnesota Duluth (USA)	
24	HEDQVIST Ebba	F	L	30 SEP 2006	1.68 / 5'6"	67 / 148	MoDo Hockey (SWE)	
25	LJUNGBLOM Lina	F	L	15 OCT 2001	1.67 / 5'6"	77 / 170	Montreal Victoire (CAN)	
26	OLSSON Hanna	F	L	20 JAN 1999	1.73 / 5'8"	69 / 152	Frolunda HC (SWE)	
29	WIKNER ZIENKIEWICZ Felizia	F	L	17 SEP 1999	1.70 / 5'7"	65 / 143	Frolunda HC (SWE)	
30	SODERBERG Emma	GK	L	18 FEB 1998	1.71 / 5'7"	69 / 152	SDE HF (SWE)	
34	HALLIN Mira	F	R	24 APR 2006	1.67 / 5'6"	63 / 139	MoDo Hockey (SWE)	
35	HOLM Tindra	GK	R	26 MAY 2001	1.72 / 5'8"	69 / 152	MoDo Hockey (SWE)	
55	RAUNIO Jenna	D	R	24 SEP 2006	1.74 / 5'9"	70 / 154	Ohio State University (USA)	
71	KJELLBIN Anna	D	R	16 MAR 1994	1.69 / 5'7"	63 / 139	Toronto Sceptres (CAN)	
89	HALL Nicole	F	L	24 MAR 2004	1.66 / 5'5"	74 / 163	Penn State University (USA)	

**Team Average:** 1.70 / 5'7" 69 / 152  
Average Age: 24

**Total:** 20 players and 3 goalkeepers

#### Team Officials:

Function	Name	Citizenship	Date of Birth
<b>Head Coach:</b>	LUNDBERG Ulf	SWE	8 OCT 1979
<b>Assistant Coach:</b>	BOZIC Dennis	SWE	2 AUG 1990
<b>Assistant Coach:</b>	LADHE Stefan	SWE	14 JUN 1969
<b>Goalkeeper Coach:</b>	KAHEM Ola	SWE	25 OCT 1979
<b>General Manager:</b>	RIDDERLUND Sara	SWE	30 JUN 1984
<b>Equipment Manager:</b>	REGNELL Rickard	SWE	11 FEB 1982
<b>Video Coach:</b>	ALBELIN Adam	SWE	24 APR 1991
<b>Team Staff:</b>	EKENGREN Johan	SWE	17 JAN 1979

#### Note:

\* Registration date of single players is only shown when different from Initial Registration date

#### Legend:

**D** Defender      **F** Forward      **GK** Goalkeeper      **L** Shoots or catches Left  
**No.** Jersey number      **Pos.** Position      **R** Shoots or catches Right



## Team Roster

Organico della squadra / Composition de l'equipe  
As of WED 4 FEB 2026

Initial Registration 4 FEB 2026

### USA - United States of America

No.	Name	Pos.	Shoots/ Catches	Date of Birth	Height m / ft in	Weight kg / lbs	Club	Registration *
2	STECKLEIN Lee	D	L	23 APR 1994	1.83 / 6'0"	77 / 170	Minnesota Frost (USA)	
3	BARNES Cayla	D	R	7 JAN 1999	1.57 / 5'2"	63 / 139	Seattle Torrent (USA)	
4	HARVEY Caroline	D	L	14 OCT 2002	1.73 / 5'8"	73 / 161	University of Wisconsin (USA)	
5	KELLER Megan	D	L	1 MAY 1996	1.80 / 5'11"	75 / 165	Boston Fleet (USA)	
6	GUILDAY Rory	D	L	7 SEP 2002	1.80 / 5'11"	74 / 163	Ottawa Charge (CAN)	
8	WINN Haley	D	R	14 JUL 2003	1.68 / 5'6"	68 / 150	Boston Fleet (USA)	
9	SIMMS Kirsten	F	R	31 AUG 2004	1.65 / 5'5"	61 / 134	University of Wisconsin (USA)	
10	EDWARDS Laila	D	R	25 JAN 2004	1.85 / 6'1"	83 / 183	University of Wisconsin (USA)	
12	PANNEK Kelly	F	R	29 DEC 1995	1.70 / 5'7"	75 / 165	Minnesota Frost (USA)	
13	ZUMWINKLE Grace	F	R	23 APR 1999	1.75 / 5'9"	75 / 165	Minnesota Frost (USA)	
16	SCAMURRA Hayley	F	L	14 DEC 1994	1.73 / 5'8"	73 / 161	Montreal Victoire (CAN)	
17	CURL Britta	F	L	20 MAR 2000	1.75 / 5'9"	72 / 159	Minnesota Frost (USA)	
21	KNIGHT Hilary	F	R	12 JUL 1989	1.80 / 5'11"	78 / 172	Seattle Torrent (USA)	
22	JANECKE Tessa	F	L	12 MAY 2004	1.73 / 5'8"	76 / 168	Penn State University (USA)	
23	BILKA Hannah	F	L	24 MAR 2001	1.65 / 5'5"	59 / 130	Seattle Torrent (USA)	
24	DUNNE Joy	F	L	13 JUN 2005	1.80 / 5'11"	79 / 174	Ohio State University (USA)	
25	CARPENTER Alex	F	L	13 APR 1994	1.70 / 5'7"	70 / 154	Seattle Torrent (USA)	
26	COYNE Kendall	F	L	25 MAY 1992	1.57 / 5'2"	57 / 126	Minnesota Frost (USA)	
27	HEISE Taylor	F	R	17 MAR 2000	1.78 / 5'10"	74 / 163	Minnesota Frost (USA)	
30	McNAUGHTON Ava	GK	L	27 OCT 2004	1.83 / 6'0"	83 / 183	University of Wisconsin (USA)	
31	FRANKEL Aerin	GK	L	24 MAY 1999	1.65 / 5'5"	63 / 139	Boston Fleet (USA)	
33	PHILIPS Gwyneth	GK	R	17 SEP 2000	1.65 / 5'5"	63 / 139	Ottawa Charge (CAN)	
37	MURPHY Abbey	F	R	14 APR 2002	1.65 / 5'5"	66 / 146	University of Minnesota (USA)	

**Team Average:** 1.72 / 5'8" 71 / 157  
Average Age: 26

**Total:** 20 players and 3 goalkeepers

#### Team Officials:

Function	Name	Citizenship	Date of Birth
<b>Head Coach:</b>	WROBLEWSKI John	USA	26 MAY 1981
<b>Assistant Coach:</b>	HILL Brent	USA	25 AUG 1978
<b>Assistant Coach:</b>	SCIBA Josh	USA	6 FEB 1985
<b>Assistant Coach:</b>	DICKERMAN Shari	USA	23 OCT 1981
<b>Goalkeeper Coach:</b>	ALTMANN Alli	USA	25 MAY 1990
<b>General Manager:</b>	MILLION Katie	USA	25 JAN 1969
<b>Team Staff:</b>	FERRY Doug	USA	15 DEC 1994
<b>Team Staff:</b>	HUGHES Ellen	USA	8 JUL 1968

#### Note:

\* Registration date of single players is only shown when different from Initial Registration date

#### Legend:

**D** Defender      **F** Forward      **GK** Goalkeeper      **L** Shoots or catches Left  
**No.** Jersey number      **Pos.** Position      **R** Shoots or catches Right



## Competition Schedule

Calendario delle gare / Horaire des competitions  
As of TUE 17 FEB 2026

Date	Start Time	Game	Location
THU 5 FEB	12:10	Preliminary Round - Group B, Game 1 SWE vs GER	Milano Rho Ice Hockey Arena
	14:40	Preliminary Round - Group B, Game 2 ITA vs FRA	Milano Santagiulia IHO Arena
	16:40	Preliminary Round - Group A, Game 3 USA vs CZE	Milano Rho Ice Hockey Arena
FRI 6 FEB	12:10	Preliminary Round - Group B, Game 5 FRA vs JPN	Milano Rho Ice Hockey Arena
	14:40	Preliminary Round - Group A, Game 6 CZE vs SUI	Milano Santagiulia IHO Arena
SAT 7 FEB	12:10	Preliminary Round - Group B, Game 7 GER vs JPN	Milano Rho Ice Hockey Arena
	14:40	Preliminary Round - Group B, Game 8 SWE vs ITA	Milano Santagiulia IHO Arena
	16:40	Preliminary Round - Group A, Game 9 USA vs FIN	Milano Rho Ice Hockey Arena
	21:10	Preliminary Round - Group A, Game 10 SUI vs CAN	Milano Rho Ice Hockey Arena
SUN 8 FEB	16:40	Preliminary Round - Group B, Game 11 FRA vs SWE	Milano Rho Ice Hockey Arena
	21:10	Preliminary Round - Group A, Game 12 CZE vs FIN	Milano Rho Ice Hockey Arena
MON 9 FEB	12:10	Preliminary Round - Group B, Game 13 JPN vs ITA	Milano Rho Ice Hockey Arena
	16:40	Preliminary Round - Group B, Game 14 GER vs FRA	Milano Rho Ice Hockey Arena
	20:40	Preliminary Round - Group A, Game 15 SUI vs USA	Milano Santagiulia IHO Arena
	21:10	Preliminary Round - Group A, Game 16 CAN vs CZE	Milano Rho Ice Hockey Arena
TUE 10 FEB	12:10	Preliminary Round - Group B, Game 17 JPN vs SWE	Milano Rho Ice Hockey Arena
	16:40	Preliminary Round - Group B, Game 18 ITA vs GER	Milano Rho Ice Hockey Arena
	20:10	Preliminary Round - Group A, Game 19 CAN vs USA	Milano Santagiulia IHO Arena
	21:10	Preliminary Round - Group A, Game 20 FIN vs SUI	Milano Rho Ice Hockey Arena
THU 12 FEB	14:30	Preliminary Round - Group A, Game 4 FIN vs CAN	Milano Rho Ice Hockey Arena
FRI 13 FEB	16:40	Quarterfinals, Game 21 CZE vs SWE	Milano Rho Ice Hockey Arena
	21:10	Quarterfinals, Game 22 USA vs ITA	Milano Rho Ice Hockey Arena
SAT 14 FEB	16:40	Quarterfinals, Game 23 CAN vs GER	Milano Rho Ice Hockey Arena
	21:10	Quarterfinals, Game 24 FIN vs SUI	Milano Rho Ice Hockey Arena
MON 16 FEB	16:40	Semifinals, Game 25 USA vs SWE	Milano Santagiulia IHO Arena
	21:10	Semifinals, Game 26 CAN vs SUI	Milano Santagiulia IHO Arena
THU 19 FEB	14:40	Bronze Medal Game, Game 27 SUI vs SWE	Milano Santagiulia IHO Arena
	19:10	Gold Medal Game, Game 28 USA vs CAN	Milano Santagiulia IHO Arena



**Tournament Progress**  
Andamento del torneo / Evolution du tournoi  
As of THU 12 FEB 2026

Game	Group	Date	Time	Teams	Results	1	2	3	OT	SO	Venue
1	B	THU 5 FEB	12:10	SWE - GER	4 - 1	1 - 1	2 - 0	1 - 0			Milano Rho Ice Hockey
2	B	THU 5 FEB	14:40	ITA - FRA	4 - 1	1 - 1	1 - 0	2 - 0			Milano Santagiulia IHO
3	A	THU 5 FEB	16:40	USA - CZE	5 - 1	1 - 0	3 - 1	1 - 0			Milano Rho Ice Hockey
4	A	THU 12 FEB	14:30	FIN - CAN	0 - 5	0 - 1	0 - 2	0 - 2			Milano Rho Ice Hockey
5	B	FRI 6 FEB	12:10	FRA - JPN	2 - 3	0 - 0	1 - 1	1 - 2			Milano Rho Ice Hockey
6	A	FRI 6 FEB	14:40	CZE - SUI	3 - 4	2 - 1	0 - 0	1 - 2	0 - 0	0 - 1	Milano Santagiulia IHO
7	B	SAT 7 FEB	12:10	GER - JPN	5 - 2	3 - 0	2 - 2	0 - 0			Milano Rho Ice Hockey
8	B	SAT 7 FEB	14:40	SWE - ITA	6 - 1	1 - 0	3 - 1	2 - 0			Milano Santagiulia IHO
9	A	SAT 7 FEB	16:40	USA - FIN	5 - 0	1 - 0	3 - 0	1 - 0			Milano Rho Ice Hockey
10	A	SAT 7 FEB	21:10	SUI - CAN	0 - 4	0 - 0	0 - 1	0 - 3			Milano Rho Ice Hockey
11	B	SUN 8 FEB	16:40	FRA - SWE	0 - 4	0 - 3	0 - 1	0 - 0			Milano Rho Ice Hockey
12	A	SUN 8 FEB	21:10	CZE - FIN	2 - 0	2 - 0	0 - 0	0 - 0			Milano Rho Ice Hockey
13	B	MON 9 FEB	12:10	JPN - ITA	2 - 3	0 - 2	1 - 0	1 - 1			Milano Rho Ice Hockey
14	B	MON 9 FEB	16:40	GER - FRA	2 - 1	1 - 0	0 - 0	0 - 1	1 - 0		Milano Rho Ice Hockey
15	A	MON 9 FEB	20:40	SUI - USA	0 - 5	0 - 1	0 - 1	0 - 3			Milano Santagiulia IHO
16	A	MON 9 FEB	21:10	CAN - CZE	5 - 1	4 - 0	1 - 0	0 - 1			Milano Rho Ice Hockey
17	B	TUE 10 FEB	12:10	JPN - SWE	0 - 4	0 - 1	0 - 2	0 - 1			Milano Rho Ice Hockey
18	B	TUE 10 FEB	16:40	ITA - GER	1 - 2	0 - 0	1 - 1	0 - 1			Milano Rho Ice Hockey
19	A	TUE 10 FEB	20:10	CAN - USA	0 - 5	0 - 2	0 - 2	0 - 1			Milano Santagiulia IHO
20	A	TUE 10 FEB	21:10	FIN - SUI	3 - 1	0 - 0	3 - 1	0 - 0			Milano Rho Ice Hockey

**Group A**

Rank	Team	GP	W	OTW	OTL	L	GDF	GF	GA	PTS
1	USA	4	4	0	0	0	+19	20	1	12
2	CAN	4	3	0	0	1	+8	14	6	9
3	CZE	4	1	0	1	2	-7	7	14	4
4	FIN	4	1	0	0	3	-10	3	13	3
5	SUI	4	0	1	0	3	-10	5	15	2

**Group B**

Rank	Team	GP	W	OTW	OTL	L	GDF	GF	GA	PTS
1	SWE	4	4	0	0	0	+16	18	2	12
2	GER	4	2	1	0	1	+2	10	8	8
3	ITA	4	2	0	0	2	-2	9	11	6
4	JPN	4	1	0	0	3	-7	7	14	3
5	FRA	4	0	0	1	3	-9	4	13	1

**Preliminary Round  
Combined Ranking**

Rank	Team	GR	PTS	GDF	GF	S
1	USA	A1	12	+19	20	2
2	CAN	A2	9	+8	14	1
3	CZE	A3	4	-7	7	3
4	FIN	A4	3	-10	3	4
5	SUI	A5	2	-10	5	5
6	SWE	B1	12	+16	18	6
7	GER	B2	8	+2	10	8
8	ITA	B3	6	-2	9	10
9	JPN	B4	3	-7	7	7
10	FRA	B5	1	-9	4	9

**Note:**

Teams in each group are ranked by points (PTS). Any ties are broken according to IIHF regulations.

**Legend:**

<b>1</b> 1st period	<b>2</b> 2nd period	<b>3</b> 3rd period	<b>An</b> Group A rank n	<b>Bn</b> Group B rank n
<b>GA</b> Goals against	<b>GDF</b> Goal difference	<b>GF</b> Goals for	<b>GP</b> Games played	<b>GR</b> Group rank
<b>L</b> Losses	<b>OT</b> Overtime	<b>OTL</b> Overtime losses	<b>OTW</b> Overtime wins	<b>PTS</b> Points
<b>S</b> Pre-competition seeding	<b>SO</b> Shootout	<b>W</b> Wins		



## Line-Ups

Formazioni / Composition des equipes

### SWE - GER

#### Referees

19 NEARY Shauna (CAN), 11 NURMI Anniina (FIN)

#### Goalkeepers

Team: SWE

##### No. Name

1 SVENSSON TRAFF Ebba  
30 SODERBERG Emma

#### Team Line-ups

Team: SWE (Yellow)

##### No. Pos. Name

7 D	JUNGAKER Mira
12 D	NYLEN PERSSON Maja
8 F	SVENSSON Hilda
23 F	JOHANSSON Thea
26 F	OLSSON Hanna +A
55 D	RAUNIO Jenna
71 D	KJELLBIN Anna +C
15 F	JOHANSSON Lisa
19 F	HJALMARSSON Sara +A
22 F	THUVIK Hanna
9 D	ADOLFSSON Jessica
14 D	KARLSSON Ida
11 F	BOUVENG Josefin
17 F	LUNDIN Sofie
34 F	HALLIN Mira
4 D	ANDERSSON Linnea
25 F	LJUNGBLOM Lina
29 F	WIKNER ZIENKIEWICZ Felizia
89 F	HALL Nicole

Head Coach: LUNDBERG Ulf

#### NOT DRESSED:

24 F HEDQVIST Ebba  
35 GK HOLM Tindra

#### Linespersons

56 BUCKNER Sarah (USA), 64 SAARIMAKI Tiina (FIN)

Team: GER

##### No. Name

35 ABSTREITER Sandra  
70 HEMMERLE Lisa

Team: GER (Black)

##### No. Pos. Name

8 D	HARK Ronja +A
20 D	GLEISSNER Daria +C
11 F	HADRASCHEK Nicola
17 F	NIX Emily
25 F	KLUGE Laura +A
14 D	STROBEL Carina
28 D	JOBST-SMITH Katarina
9 F	VOIGT Svenja
13 F	WELCKE Luisa
23 F	WELCKE Lilli
5 D	SCHAFFRATH Charlott
44 D	HOPPE Hanna
7 F	FELDMEIER Franziska
16 F	SCHIEFER Jule
34 F	HAIDER Celina
26 D	SCHMITZ Tara
10 F	HACKELSMILLER Katharina
29 F	CHRISTOF Nina
41 F	HEINE Mathilda
71 F	BARTSCH Anne

Head Coach: MACLEOD Jeff

#### NOT DRESSED:

75 GK SCHULTES Chiara

#### Legend:

<b>+A</b>	Alternate Captain	<b>+C</b>	Captain	<b>D</b>	Defender	<b>F</b>	Forward
<b>No.</b>	Jersey number	<b>Pos.</b>	Position				



## Graphical Line-ups

Schema grafico formazioni / Alignments

### SWE - GER

#### Referees

19 NEARY Shauna (CAN), 11 NURMI Anniina (FIN)

#### Linespersons

56 BUCKNER Sarah (USA), 64 SAARIMAKI Tiina (FIN)

Team: SWE - Sweden (Yellow)

Head Coach: LUNDBERG Ulf

S1 1 SVENSSON TRAFF Ebba		
30 SODERBERG Emma		
S4 8 SVENSSON Hilda	S6 26 OLSSON Hanna +A	S5 23 JOHANSSON Thea
S2 7 JUNGAKER Mira	S3 12 NYLEN PERSSON Maja	
15 JOHANSSON Lisa	19 HJALMARSSON Sara +A	22 THUVIK Hanna
55 RAUNIO Jenna	71 KJELLBIN Anna +C	
34 HALLIN Mira	17 LUNDIN Sofie	11 BOUVENG Josefin
9 ADOLFSSON Jessica	14 KARLSSON Ida	
29 WIKNER ZIENKIEWICZ Felizia	25 LJUNGBLOM Lina	89 HALL Nicole
4 ANDERSSON Linnea		

Team: GER - Germany (Black)

Head Coach: MACLEOD Jeff

S1 35 ABSTREITER Sandra		
70 HEMMERLE Lisa		
S4 11 HADRASCHEK Nicola	S6 25 KLUGE Laura +A	S5 17 NIX Emily
S3 20 GLEISSNER Daria +C	S2 8 HARK Ronja +A	
9 VOIGT Svenja	23 WELCKE Lilli	13 WELCKE Luisa
14 STROBEL Carina	28 JOBST-SMITH Katarina	
16 SCHIEFER Jule	7 FELDMEIER Franziska	34 HAIDER Celina
5 SCHAFFRATH Charlott	44 HOPPE Hanna	
41 HEINE Mathilda	71 BARTSCH Anne	29 CHRISTOF Nina
26 SCHMITZ Tara	10 HACKELSMILLER Katharina	

#### Legend:

+A Alternate Captain      +C Captain      Sn Starting position



### Game Summary

Tabella riassuntiva partita / Resume du match

**SWE - GER 4 - 1 (1 - 1, 2 - 0, 1 - 0)**

Spectators	Referees	Linespersons
2455	19 NEARY Shauna (CAN) , 11 NURMI Anniina (FIN)	56 BUCKNER Sarah (USA) , 64 SAARIMAKI Tiina (FIN)

#### Team Statistics

Period	Score	SVS	SOG	PIM	TPP	PPG	SHG
1	1 : 1	5 : 13	14 : 6	2 : 4	4:00 : 0:31	0 : 1	0 : 0
2	2 : 0	3 : 10	12 : 3	0 : 4	2:43 : 0:00	2 : 0	0 : 0
3	1 : 0	7 : 10	11 : 7	0 : 0	0:00 : 0:00	0 : 0	0 : 0
<b>Total</b>	<b>4 : 1</b>	<b>15 : 33</b>	<b>37 : 16</b>	<b>2 : 8</b>	<b>6:43 : 0:31</b>	<b>2 : 1</b>	<b>0 : 0</b>

#### 1st Period

Action	Time	ET/Res	Team	Type	No.	Name	(G)	Name of Assistant(s) / Action Description
GK	00:00		SWE		1	SVENSSON TRAFF E		- Goalkeeper in
GK	00:00		GER		35	ABSTREITER S		- Goalkeeper in
Penalty	02:24	04:24	GER	2 min.	29	CHRISTOF N		- Cross-Checking
Penalty	07:59	08:30	SWE	2 min.	19	HJALMARSSON S		- Slashing
Goal	08:30	0 : 1	GER	PP1	28	JOBST-SMITH K	(1)	13 WELCKE L On Ice SWE 1 7 9 22 34 * 14 STROBEL C GER 35 9 13 14 23 28
Penalty	09:25	11:25	GER	2 min.	25	KLUGE L		- Tripping
Goal	11:53	1 : 1	SWE	EQ	25	LJUNGBLOM L	(1)	29 WIKNER On Ice SWE 1 25 29 55 71 89 ZIENKIEWICZ GER 35 8 9 14 25 71 55 RAUNIO J

#### 2nd Period

Action	Time	ET/Res	Team	Type	No.	Name	(G)	Name of Assistant(s) / Action Description
Penalty	25:33	27:03	GER	2 min.	34	HAIDER C		- Tripping
Goal	27:03	2 : 1	SWE	PP1	25	LJUNGBLOM L	(2)	15 JOHANSSON L On Ice SWE 1 7 17 22 25 55 * 17 LUNDIN S GER 35 11 14 25 28
Penalty	38:07	39:20	GER	2 min.	17	NIX E		- Illegal Hit
Goal	39:20	3 : 1	SWE	PP1	7	JUNGAKER M	(1)	15 JOHANSSON L On Ice SWE 1 7 15 17 25 55 * 55 RAUNIO J GER 35 7 8 9 20

#### 3rd Period

Action	Time	ET/Res	Team	Type	No.	Name	(G)	Name of Assistant(s) / Action Description
Goal	51:20	4 : 1	SWE	EQ	23	JOHANSSON T	(1)	8 SVENSSON H On Ice SWE 1 8 23 26 55 71 26 OLSSON H GER 35 7 8 16 20 34
GK	60:00		SWE					1 SVENSSON TRAFF E - Goalkeeper out
GK	60:00		GER					35 ABSTREITER S - Goalkeeper out

#### Goalkeeper Records

Team : SWE - Sweden

No.	Name	SOG	SVS	MIP
1	SVENSSON TRAFF Ebba	16	15	60:00
30	SODERBERG Emma			

Team : GER - Germany

No.	Name	SOG	SVS	MIP
35	ABSTREITER Sandra	37	33	60:00
70	HEMMERLE Lisa			

#### Game Statistics

Team : SWE (Yellow)

Head Coach : LUNDBERG Ulf

No.	Pos.	Name	G	A	P	PIM	FO+	FO-	FO+/-	FO%	Shots on Goal				+/-	Time on Ice					
											1	2	3	OT		TS	1	2	3	OT	TOT
7	D	JUNGAKER Mira	1	0	1	0	0	0	0	0.00	0	3	0	3	0	6:34	7:48	7:49	22:11	32	0:41
8	F	SVENSSON Hilda	0	1	1	0	0	0	0	0.00	2	0	4	6	+1	6:50	5:51	5:39	18:20	27	0:40
12	D	NYLEN PERSSON Maja	0	0	0	0	0	0	0	0.00	0	0	0	0	0	7:16	7:38	8:06	23:00	33	0:41
23	F	JOHANSSON Thea	1	0	1	0	0	0	0	0.00	0	1	1	2	+1	5:51	5:39	5:58	17:28	27	0:38
26	F	OLSSON Hanna +A	0	1	1	0	9	9	0	50.00	2	0	0	2	+1	7:01	5:43	5:14	17:58	25	0:43



Head Coach : LUNDBERG Ulf										Shots on Goal				Time on Ice									
No.	Pos.	Name	G	A	P	PIM	FO+	FO-	FO+/-	FO%	1	2	3	OT	TS	+/-	1	2	3	OT	TOT	SHF	AVG
15	F	JOHANSSON Lisa	0	2	2	0	0	0	0	0.00	0	4	1		5	0	6:41	8:31	4:45		19:57	25	0:47
19	F	HJALMARSSON Sara +A	0	0	0	2	6	5	1	54.55	3	0	1		4	0	6:24	6:52	5:40		18:56	24	0:47
22	F	THUVIK Hanna	0	0	0	0	2	0	2	100.00	0	0	0		0	0	4:13	5:38	5:15		15:06	23	0:39
55	D	RAUNIO Jenna	0	2	2	0	0	0	0	0.00	1	2	0		3	+2	6:57	7:10	4:34		18:41	25	0:44
71	D	KJELLBIN Anna +C	0	0	0	0	0	0	0	0.00	1	0	0		1	+2	7:29	5:56	5:46		19:11	29	0:39
9	D	ADOLFSSON Jessica	0	0	0	0	0	0	0	0.00	0	0	1		1	0	6:05	5:23	7:29		18:57	27	0:42
11	F	BOUVENG Josefín	0	0	0	0	0	0	0	0.00	1	0	0		1	0	5:33	4:20	4:35		14:28	20	0:43
14	D	KARLSSON Ida	0	0	0	0	0	0	0	0.00	0	0	0		0	0	3:22	5:13	6:09		14:44	25	0:35
17	F	LUNDIN Sofie	0	1	1	0	8	0	8	100.00	0	1	0		1	0	5:30	5:26	4:59		15:55	21	0:45
34	F	HALLIN Mira	0	0	0	0	0	0	0	0.00	1	0	1		2	0	3:46	3:31	4:01		11:18	17	0:39
4	D	ANDERSSON Linnea	0	0	0	0	0	0	0	0.00	0	0	0		0	0	0:00	0:00	0:00		0:00	0	0:00
25	F	LJUNGBLOM Lina	2	0	2	0	11	4	7	73.33	1	1	1		3	+1	4:50	4:15	4:41		13:46	21	0:39
29	F	WIKNER ZIENKIEWICZ Felizia	0	1	1	0	0	1	-1	0.00	0	0	0		0	+1	2:53	2:19	4:32		9:44	17	0:34
89	F	HALL Nicole	0	0	0	0	0	0	0	0.00	2	0	1		3	+1	2:22	2:47	4:48		9:57	18	0:33
1	GK	SVENSSON TRAFF Ebba	0	0	0	0					0	0	0		0								
30	GK	SODERBERG Emma	0	0	0	0					0	0	0		0								
<b>Total</b>			<b>4</b>	<b>8</b>	<b>12</b>	<b>2</b>	<b>36</b>	<b>19</b>	<b>17</b>	<b>65.45</b>	<b>14</b>	<b>12</b>	<b>11</b>		<b>37</b>								

Team : GER (Black)																							
Head Coach : MACLEOD Jeff										Shots on Goal				Time on Ice									
No.	Pos.	Name	G	A	P	PIM	FO+	FO-	FO+/-	FO%	1	2	3	OT	TS	+/-	1	2	3	OT	TOT	SHF	AVG
8	D	HARK Ronja +A	0	0	0	0	0	0	0	0.00	0	0	1		1	-2	9:05	6:58	6:36		22:39	28	0:48
11	F	HADRASCHEK Nicola	0	0	0	0	2	2	0	50.00	0	0	0		0	0	7:09	6:22	7:22		20:53	29	0:43
17	F	NIX Emily	0	0	0	2	2	0	2	100.00	1	0	0		1	0	6:22	4:51	6:39		17:52	25	0:42
20	D	GLEISSNER Daria +C	0	0	0	0	0	0	0	0.00	0	0	1		1	-1	9:21	6:42	7:51		23:54	30	0:47
25	F	KLUGE Laura +A	0	0	0	2	4	9	-5	30.77	0	0	0		0	-1	7:43	5:42	6:24		19:49	25	0:47
9	F	VOIGT Svenja	0	0	0	0	0	0	0	0.00	1	0	1		2	-1	6:23	7:47	5:02		19:12	24	0:48
13	F	WELCKE Luisa	0	1	1	0	0	0	0	0.00	2	0	1		3	0	6:51	5:37	4:25		16:53	23	0:44
14	D	STROBEL Carina	0	1	1	0	0	0	0	0.00	0	0	0		0	-1	7:04	6:53	8:13		22:10	29	0:45
23	F	WELCKE Lilli	0	0	0	0	6	9	-3	40.00	0	1	0		1	0	3:43	5:54	6:17		15:54	22	0:43
28	D	JOBST-SMITH Katarina	1	0	1	0	0	0	0	0.00	1	1	3		5	0	9:25	7:32	8:37		25:34	30	0:51
5	D	SCHAFFRATH Charlott	0	0	0	0	0	0	0	0.00	0	0	0		0	0	2:21	6:53	3:51		13:05	17	0:46
7	F	FELDMEIERS Franziska	0	0	0	0	4	8	-4	33.33	1	0	0		1	-1	5:12	5:57	4:51		16:00	21	0:45
16	F	SCHIEFER Jule	0	0	0	0	0	0	0	0.00	0	0	0		0	-1	3:36	4:35	4:52		13:03	20	0:39
34	F	HAIDER Celina	0	0	0	2	0	2	-2	0.00	0	1	0		1	-1	3:11	4:48	6:26		14:25	18	0:48
44	D	HOPPE Hanna	0	0	0	0	0	0	0	0.00	0	0	0		0	0	1:57	5:02	4:52		11:51	20	0:35
10	F	HACKELSMILLER Katharina	0	0	0	0	0	0	0	0.00	0	0	0		0	0	0:00	0:00	0:00		0:00	0	0:00
26	D	SCHMITZ Tara	0	0	0	0	0	0	0	0.00	0	0	0		0	0	0:47	0:00	0:00		0:47	1	0:47
29	F	CHRISTOF Nina	0	0	0	2	0	0	0	0.00	0	0	0		0	0	1:13	1:21	2:44		5:18	12	0:26
41	F	HEINE Mathilda	0	0	0	0	0	0	0	0.00	0	0	0		0	0	1:29	2:15	2:09		5:53	9	0:39
71	F	BARTSCH Anne	0	0	0	0	1	6	-5	14.29	0	0	0		0	-1	2:21	2:24	2:49		7:34	12	0:37
35	GK	ABSTREITER Sandra	0	0	0	0					0	0	0		0								
70	GK	HEMMERLE Lisa	0	0	0	0					0	0	0		0								
<b>Total</b>			<b>1</b>	<b>2</b>	<b>3</b>	<b>8</b>	<b>19</b>	<b>36</b>	<b>-17</b>	<b>34.55</b>	<b>6</b>	<b>3</b>	<b>7</b>		<b>16</b>								

Group B

R	Team	GP	W	OTW	OTL	L	GDF	GF : GA	PTS
1	SWE	1	1	0	0	0	+3	4 : 1	3
2	GER	1	0	0	0	1	-3	1 : 4	0
-	JPN	0							
-	FRA	0							
-	ITA	0							

	FRA	GER	ITA	JPN	SWE
FRA		MON 09 FEB 16:40	THU 05 FEB 14:40	FRI 06 FEB 12:10	SUN 08 FEB 16:40
GER	MON 09 FEB 16:40		TUE 10 FEB 16:40	SAT 07 FEB 12:10	1:4
ITA	THU 05 FEB 14:40	TUE 10 FEB 16:40		MON 09 FEB 12:10	SAT 07 FEB 14:40
JPN	FRI 06 FEB 12:10	SAT 07 FEB 12:10	MON 09 FEB 12:10		TUE 10 FEB 12:10
SWE	SUN 08 FEB 16:40	4:1	SAT 07 FEB 14:40	TUE 10 FEB 12:10	



Legend:		
<b>(G)</b> Goals in tournament	*	Does not count for Plus/minus
<b>+C</b> Captain	<b>A</b>	Assists
<b>EQ</b> Equal strength	<b>ET/Res</b>	Penalty end time/Result of game
<b>FO+</b> Face-offs won	<b>FO-</b>	Face-offs lost
<b>GA</b> Goals against	<b>GDF</b>	Goal difference
<b>GP</b> Games played	<b>L</b>	Losses
<b>OT</b> Overtime	<b>OTL</b>	Overtime losses
<b>PIM</b> Penalties in minutes	<b>Pos.</b>	Position
<b>PTS</b> Points	<b>R</b>	Rank
<b>SOG</b> Shots on goal	<b>SVS</b>	Saves
<b>TS</b> Total shots	<b>W</b>	Wins
	<b>+/-</b>	Plus/minus net
	<b>AVG</b>	Average time on ice / shift
	<b>F</b>	Forward
	<b>FO+/-</b>	Face-offs net
	<b>GF</b>	Goals for
	<b>MIP</b>	Minutes in play (GK)
	<b>OTW</b>	Overtime wins
	<b>PP1</b>	Power play - 1 player
	<b>SHF</b>	Number of shifts
	<b>TOT</b>	Total
	<b>+A</b>	Alternate Captain
	<b>D</b>	Defender
	<b>FO%</b>	% Face-offs won
	<b>G</b>	Goals
	<b>GK</b>	Goalkeeper
	<b>No.</b>	Jersey number
	<b>P</b>	Points
	<b>PPG</b>	Power play goals
	<b>SHG</b>	Shorthanded goals
	<b>TPP</b>	Time on power play



### Shot Chart

Tabella azioni di tiro / Analyse des tirs

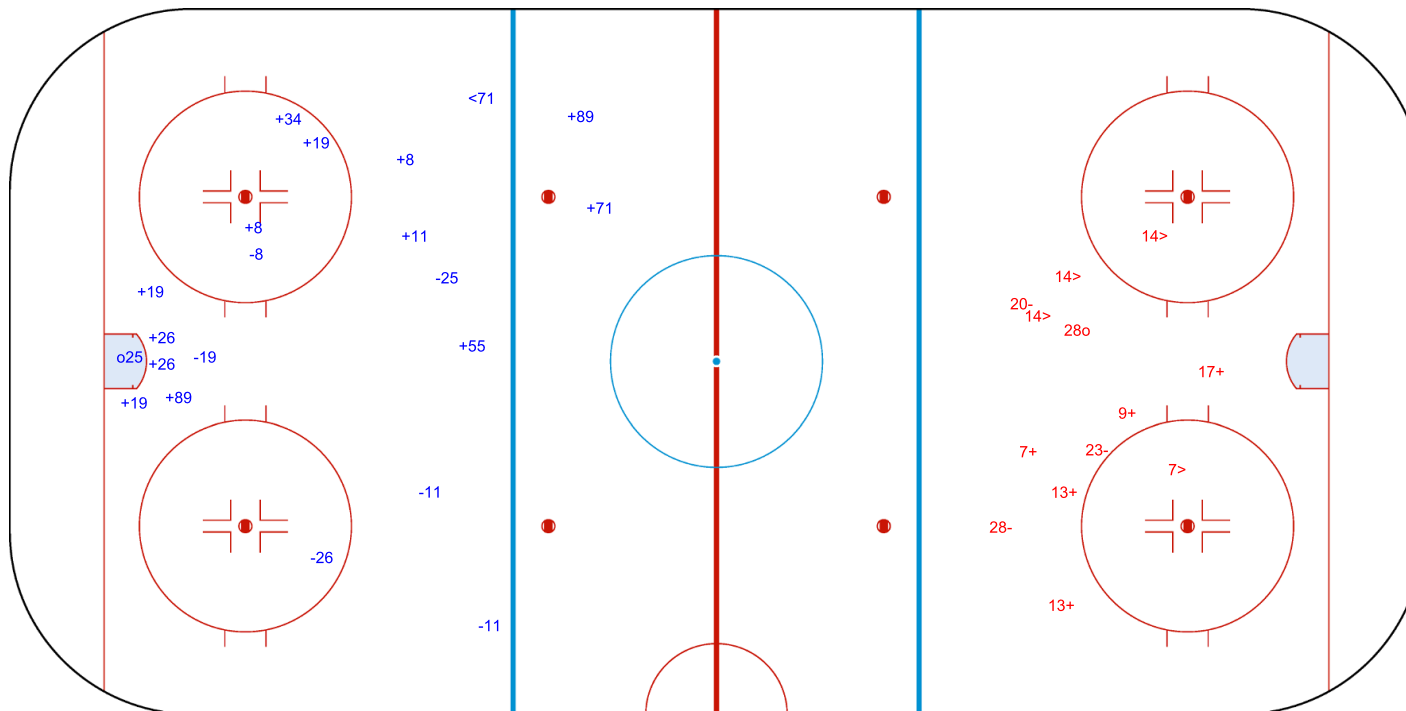
SWE - GER

Shots by SWE  
Goal (o): 1 Save (+): 13  
Block (<): 1 Miss (-): 6



GK 35 of GER

GER → 1st Period ← SWE



Shots by GER  
Goal (o): 1 Save (+): 5  
Block (>): 4 Miss (-): 3



GK 1 of SWE

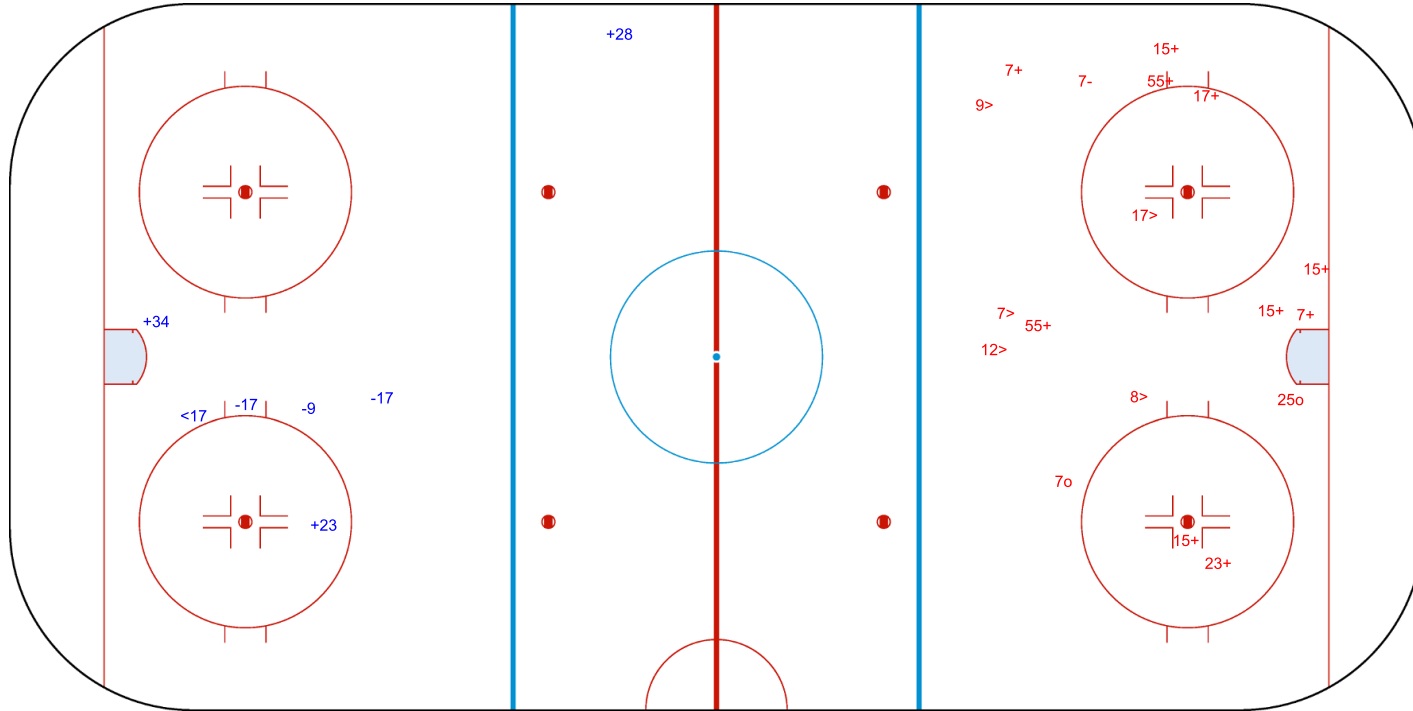


Shots by GER  
Goal (o): 0  
Block (<): 1  
Save (+): 3  
Miss (-): 3

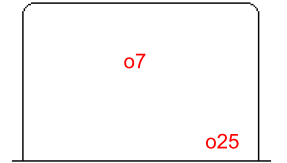


GK 1 of SWE

SWE → 2nd Period ← GER



Shots by SWE  
Goal (o): 2  
Block (>): 5  
Save (+): 10  
Miss (-): 1



GK 35 of GER



Milano Rho Ice Hockey

THU 5 FEB 2026

Start Time 12:10

Ice Hockey  
Hockey su ghiaccio / Hockey sur glace


Women  
Donne / Femmes

Preliminary round - Group B, Game 1

Turno preliminare - Gruppo B, Partita 1 / Tour preliminaire - Groupe B, Match 1



Shots by SWE  
Goal (o): 1  
Block (<): 6  
Save (+): 10  
Miss (-): 7



GK 35 of GER



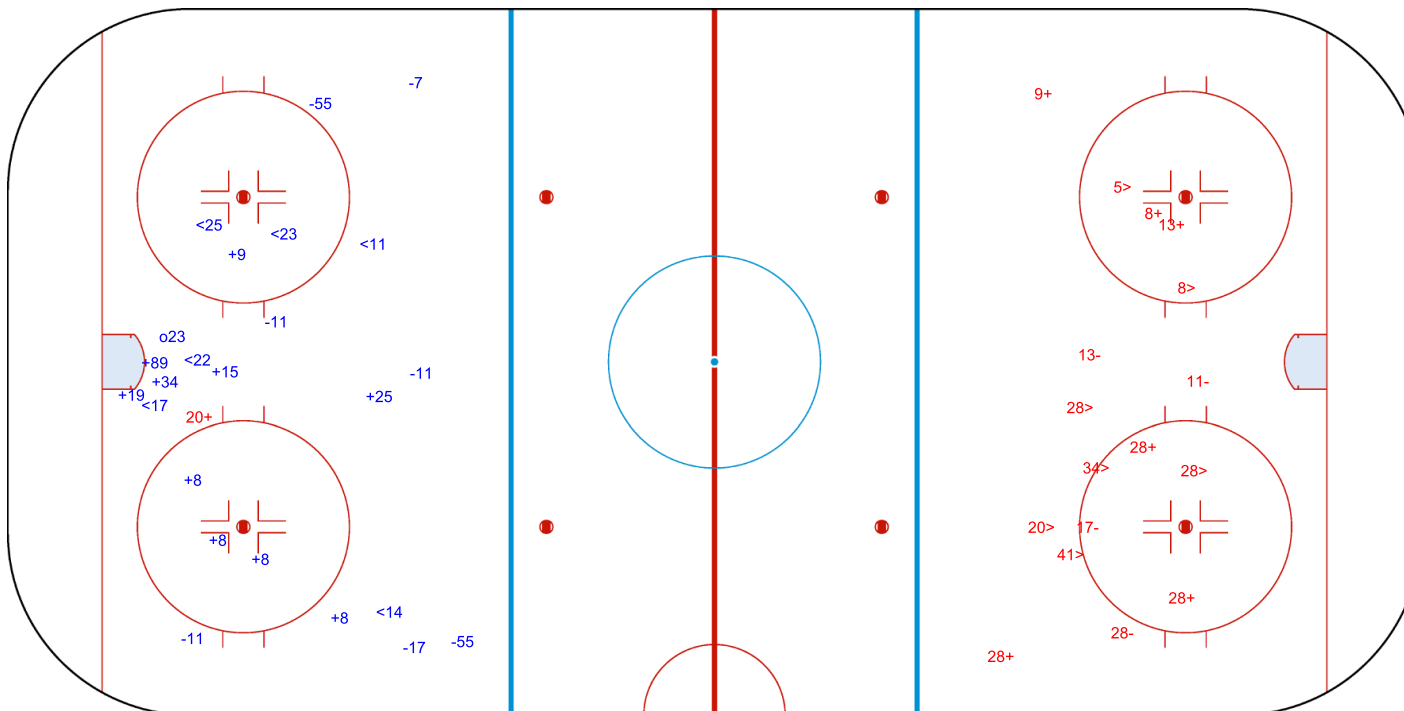
3rd Period



Shots by GER  
Goal (o): 0  
Block (>): 7  
Save (+): 7  
Miss (-): 4



GK 1 of SWE



Legend: GK Goalkeeper



## Face-off Chart

Tabella ingaggi / Statistiques des mises en jeu

### SWE - GER

#### 1st PERIOD

	SWE	GER		SWE	GER		SWE	GER		Total wins all zones	
	Def. zone	Att. zone		Neutral zone			Att. zone	Def. zone		SWE	GER
	- 29	+ 23		- 26	+ 25		+ 26	- 71			
	+ 22	- 23		- 25	+ 23		- 26	+ 25			
	+ 22	- 23		+ 19	- 71		+ 26	- 25			
	- 26	+ 23		+ 17	- 25		+ 26	- 25			
	- 19	+ 23		+ 25	- 25		- 26	+ 25			
	+ 19	- 7		+ 25	- 25		- 25	+ 7			
							+ 19	- 71			
							+ 25	- 25			
							+ 17	- 25			
							- 26	+ 7			
Total wins / period	3 / 50%	3 / 50%		4 / 67%	2 / 33%		6 / 60%	4 / 40%		13 / 59%	9 / 41%

#### 2nd PERIOD

	SWE	GER		SWE	GER		SWE	GER		Total wins all zones	
	Def. zone	Att. zone		Neutral zone			Att. zone	Def. zone		SWE	GER
	+ 17	- 71		+ 26	- 25		+ 26	- 23			
	+ 17	- 23		- 19	+ 23		+ 26	- 7			
	+ 25	- 34		+ 26	- 7		+ 26	- 7			
				- 26	+ 11		+ 19	- 7			
							+ 25	- 71			
							+ 25	- 23			
							- 26	+ 25			
							+ 17	- 25			
							+ 25	- 7			
Total wins / period	3 / 100%	0 / 0%		2 / 50%	2 / 50%		8 / 89%	1 / 11%		13 / 81%	3 / 19%

#### 3rd PERIOD

	SWE	GER		SWE	GER		SWE	GER		Total wins all zones	
	Def. zone	Att. zone		Neutral zone			Att. zone	Def. zone		SWE	GER
	+ 19	- 23		- 26	+ 17		+ 25	- 71			
	- 25	+ 71		+ 25	- 7		+ 17	- 11			
	+ 25	- 34		+ 17	- 23		+ 26	- 23			
	- 25	+ 7		- 19	+ 17		+ 19	- 23			
	- 19	+ 23		+ 25	- 11		+ 17	- 7			
	- 26	+ 11									
	- 19	+ 7									
Total wins / period	2 / 29%	5 / 71%		3 / 60%	2 / 40%		5 / 100%	0 / 0%		10 / 59%	7 / 41%



TOTAL

Total wins / game	SWE	GER	SWE	GER	SWE	GER	Total wins all zones	
	Def. zone	Att. zone	Neutral zone		Att. zone	Def. zone	SWE	GER
	8 / 50%	8 / 50%	9 / 60%	6 / 40%	19 / 79%	5 / 21%	36 / 65%	19 / 35%

HEAD TO HEAD

	No.	GER						Tot.	wins SWE	Dz	Nz	Az
		7	11	17	23	25	34					
SWE	17	1 - 0	1 - 0		2 - 0	3 - 0		1 - 0	8 100%	2 100%	2 100%	4 100%
	19	2 - 1		0 - 1	2 - 3			2 - 0	11 55%	2 40%	1 33%	3 100%
	22				2 - 0				2 100%	2 100%		
	25	2 - 2	1 - 0		1 - 1	3 - 0	2 - 0	2 - 1	15 73%	2 50%	4 80%	5 83%
	26	3 - 1	0 - 2	0 - 1	2 - 1	3 - 4		1 - 0	18 50%	0 0%	2 40%	7 64%
	29				0 - 1				1 0%	0 0%		
	<b>Tot.</b>	12	4	2	15	13	2	7	55 36 65%	8 50%	9 60%	19 79%
	<b>wins GER</b>	4 33%	2 50%	2 100%	6 40%	4 31%	0 0%	1 14%	19 35%			
	<b>Dz</b>	2 29%	0 0%		0 0%	3 38%		0 0%	5 21%			
	<b>Nz</b>	0 0%	1 50%	2 100%	2 67%	1 20%		0 0%	6 40%			
	<b>Az</b>	2 67%	1 100%		4 50%		0 0%	1 50%	8 50%			

<b>Legend:</b>	<b>Att.</b> Attacking	<b>Az</b> Attacking zone	<b>Def.</b> Defending	<b>Dz</b> Defending zone
<b>No.</b> Jersey number	<b>Nz</b> Neutral zone	<b>Tot.</b> Total face-offs played		



## Line-Ups

Formazioni / Composition des equipes

### ITA - FRA

#### Referees

29 COOKE Kelly (USA), 15 MANTHA Elizabeth (CAN)

#### Goalkeepers

Team: ITA

No. Name

1 DURANTE Gabriella  
25 FEDEL Martina

#### Team Line-ups

Team: ITA (Blue)

No. Pos. Name

18	D	STOCKER Franziska
93	D	MATTIVI Nadia +C
10	F	ABATANGELO Aurora
11	F	REYES Justine
17	F	FANTIN Matilde
13	D	LOBIS Laura
77	D	FORTINO Laura +A
8	F	CAUMO Anna
12	F	ROCCELLA Rebecca
19	F	DELLA ROVERE Kristin
2	D	VARANO Amie
27	D	GUERRIERO Kristen
3	F	HEIDENBERGER Manuela
21	F	MAZZOCCHI Marta
82	F	TUTINO Kayla +A
55	D	PIERRI Jacquie
14	F	BONAFINI Eleonora
15	F	NICCOLAI Greta
22	F	KANEPPELE Sara
4	F	SALETTA Carola

Head Coach: BOUCHARD Eric

#### NOT DRESSED:

66 GK OSTONI Margherita

#### Linespersons

84 CAMERON-WARD Jennifer (USA), 63 GUTAUSKAS Laura (CAN)

Team: FRA

No. Name

1 MAMERI Margaux  
32 PHILBERT Alice

Team: FRA (White)

No. Pos. Name

10	D	LECLERC Sophie
91	D	ZILLIOX Elina
6	F	HUOT-MARCHAND Margot
12	F	DUVIN Estelle +A
16	F	ROZIER Clara +A
7	D	QUARTO Lucie
11	D	VILLIOT Lea
8	F	BARBIRATI Jade
17	F	AURARD-BUSHEE Chloe
22	F	le SCODAN Manon
5	D	de SERRES Gabrielle
13	D	PELISSOU Marie-Pierre
19	F	BAUDRIT Lore +C
44	F	PEYNE--DINGIVAL Anais
85	F	BOUDIN Clemence
29	D	BERGER Lea
21	F	MESPLEDE Julia
24	F	NONNENMACHER Emma
55	F	GALBRUN Sehana
18	F	SIMON Anae

Head Coach: TARLE Gregory

#### NOT DRESSED:

31 GK PIANEL COURIAUT Violette

Legend:							
+A	Alternate Captain	+C	Captain	D	Defender	F	Forward
No.	Jersey number	Pos.	Position				



## Graphical Line-ups

Schema grafico formazioni / Alignments

### ITA - FRA

**Referees**

29 COOKE Kelly (USA), 15 MANTHA Elizabeth (CAN)

**Linespersons**

84 CAMERON-WARD Jennifer (USA), 63 GUTAUSKAS Laura (CAN)

**Team:** ITA - Italy (Blue)

**Head Coach:** BOUCHARD Eric

S1 25 FEDEL Martina		
1 DURANTE Gabriella		
S5 11 REYES Justine	S6 17 FANTIN Matilde	S4 10 ABATANGELO Aurora
S3 93 MATTIVI Nadia +C	S2 18 STOCKER Franziska	
12 ROCCELLA Rebecca	19 DELLA ROVERE Kristin	8 CAUMO Anna
13 LOBIS Laura	77 FORTINO Laura +A	
3 HEIDENBERGER Manuela	82 TUTINO Kayla +A	21 MAZZOCCHI Marta
27 GUERRIERO Kristen	2 VARANO Amie	
22 KANEPPELE Sara	15 NICCOLAI Greta	14 BONAFINI Eleonora
55 PIERRI Jacquie		
	4 SALETTA Carola	

**Team:** FRA - France (White)

**Head Coach:** TARLE Gregory

S1 32 PHILBERT Alice		
1 MAMERI Margaux		
16 ROZIER Clara +A	12 DUVIN Estelle +A	S4 6 HUOT-MARCHAND Margot
10 LECLERC Sophie	91 ZILLIOX Elina	
S5 17 AURARD-BUSHEE Chloe	8 BARBIRATI Jade	22 le SCODAN Manon
7 QUARTO Lucie	11 VILLIOT Lea	
85 BOUDIN Clemence	S6 19 BAUDRIT Lore +C	44 PEYNE--DINGIVAL Anais
S3 13 PELISSOU Marie-Pierre	S2 5 de SERRES Gabrielle	
24 NONNENMACHER Emma	21 MESPLEDE Julia	55 GALBRUN Sehana
29 BERGER Lea		
18 SIMON Anae		

**Legend:**

+A Alternate Captain      +C Captain      Sn Starting position



## Game Summary

Tabella riassuntiva partita / Resume du match

ITA - FRA 4 - 1 (1 - 1, 1 - 0, 2 - 0)

Spectators	Referees	Linespersons
9356	29 COOKE Kelly (USA) , 15 MANTHA Elizabeth (CAN)	84 CAMERON-WARD Jennifer (USA) , 63 GUTAUSKAS Laura (CAN)

### Team Statistics

Period	Score	SVS	SOG	PIM	TPP	PPG	SHG
1	1 : 1	3 : 21	22 : 4	2 : 0	0:00 : 0:30	0 : 1	0 : 0
2	1 : 0	7 : 11	12 : 7	0 : 2	2:00 : 0:00	0 : 0	0 : 0
3	2 : 0	4 : 10	12 : 4	4 : 4	2:00 : 2:00	0 : 0	0 : 0
<b>Total</b>	<b>4 : 1</b>	<b>14 : 42</b>	<b>46 : 15</b>	<b>6 : 6</b>	<b>4:00 : 2:30</b>	<b>0 : 1</b>	<b>0 : 0</b>

### 1st Period

Action	Time	ET/Res	Team	Type	No.	Name	(G)	Name of Assistant(s) / Action Description
GK	00:00		ITA		25	FEDEL M		- Goalkeeper in
GK	00:00		FRA		32	PHILBERT A		- Goalkeeper in
Penalty	09:12	09:42	ITA	2 min.	18	STOCKER F		- Tripping
Goal	09:42	0 : 1	FRA	PP1	5	de SERRES G	(1)	16 ROZIER C On Ice ITA 25 8 10 17 55 FRA 32 5 6 12 16 17 *
Goal	10:42	1 : 1	ITA	EQ	82	TUTINO K	(1)	93 MATTIVI N On Ice ITA 25 3 13 77 82 93 FRA 32 7 11 17 19 44

### 2nd Period

Action	Time	ET/Res	Team	Type	No.	Name	(G)	Name of Assistant(s) / Action Description
Penalty	27:05	29:05	FRA	2 min.	16	ROZIER C		- Illegal Hit
Goal	35:17	2 : 1	ITA	EQ	12	ROCCELLA R	(1)	19 DELLA ROVERE K On Ice ITA 25 8 12 13 19 77 13 LOBIS L FRA 32 10 17 19 44 91

### 3rd Period

Action	Time	ET/Res	Team	Type	No.	Name	(G)	Name of Assistant(s) / Action Description
Goal	40:14	3 : 1	ITA	EQ	17	FANTIN M	(1)	On Ice ITA 25 10 11 17 18 93 FRA 32 5 12 13 16 17
Goal	44:59	4 : 1	ITA	EQ	19	DELLA ROVERE K	(1)	8 CAUMO A On Ice ITA 25 4 8 13 19 77 FRA 32 5 12 13 16 85
Penalty	46:47	48:47	ITA	2 min.	3	HEIDENBERGER M		- Interference
Penalty	46:47	48:47	FRA	2 min.	8	BARBIRATI J		- Roughing
Penalty	47:28	49:28	FRA	2 min.	17	AURARD-BUSHEE C		- Boarding
Penalty	54:43	56:43	ITA	2 min.	19	DELLA ROVERE K		- Illegal Hit
GK	60:00		ITA					25 FEDEL M - Goalkeeper out
GK	60:00		FRA					32 PHILBERT A - Goalkeeper out

### Goalkeeper Records

Team : ITA - Italy

No.	Name	SOG	SVS	MIP
25	FEDEL Martina	15	14	60:00
1	DURANTE Gabriella			

Team : FRA - France

No.	Name	SOG	SVS	MIP
32	PHILBERT Alice	46	42	60:00
1	MAMERI Margaux			

### Game Statistics

Team : ITA (Blue)

Head Coach : BOUCHARD Eric

No. Pos.	Name	G	A	P	PIM	FO+	FO-	FO+/-	FO%	Shots on Goal				+/-	Time on Ice						
										1	2	3	OT		TS	1	2	3	OT	TOT	SHF
10	F ABATANGELO Aurora	0	0	0	0	0	0	0	0.00	1	0	0	0	1	+1	7:11	7:09	7:32	21:52	28	0:46
11	F REYES Justine	0	0	0	0	0	0	0	0.00	3	1	2	6	+1	9:16	7:04	8:11	24:31	28	0:52	
17	F FANTIN Matilde	1	0	1	0	9	9	0	50.00	1	1	2	4	+1	8:15	8:35	9:01	25:51	30	0:51	
18	D STOCKER Franziska	0	0	0	2	0	1	-1	0.00	2	1	0	3	+1	4:29	8:42	5:40	18:51	32	0:35	
93	D MATTIVI Nadia +C	0	1	1	0	0	0	0	0.00	1	2	1	4	+2	6:33	7:10	6:55	20:38	30	0:41	
8	F CAUMO Anna	0	1	1	0	0	0	0	0.00	1	0	0	1	+2	2:48	6:55	5:25	15:08	22	0:41	

THU 5 FEB 2026

Start Time 14:40  
End Time 16:56

**Women**  
Donne / Femmes

**Preliminary round - Group B, Game 2**

Turno preliminare - Gruppo B, Partita 2 / Tour preliminaire - Groupe B, Match 2



Head Coach : BOUCHARD Eric										Shots on Goal					Time on Ice								
No.	Pos.	Name	G	A	P	PIM	FO+	FO-	FO+/-	FO%	1	2	3	OT	TS	+/-	1	2	3	OT	TOT	SHF	AVG
12	F	ROCCELLA Rebecca	1	0	1	0	0	0	0	0.00	3	2	1		6	+1	4:07	4:34	2:24		11:05	22	0:30
13	D	LOBIS Laura	0	1	1	0	0	0	0	0.00	1	0	1		2	+3	8:06	4:40	5:37		18:23	28	0:39
19	F	DELLA ROVERE Kristin	1	1	2	2	11	6	5	64.71	4	4	4		12	+2	6:58	5:51	4:04		16:53	22	0:46
77	D	FORTINO Laura +A	0	0	0	0	0	0	0	0.00	1	0	0		1	+3	7:34	8:06	7:04		22:44	30	0:45
2	D	VARANO Amie	0	0	0	0	0	0	0	0.00	0	0	0		0	0	6:19	2:03	7:48		16:10	24	0:40
3	F	HEIDENBERGER Manuela	0	0	0	2	0	0	0	0.00	0	0	0		0	+1	4:01	2:44	4:54		11:39	17	0:41
21	F	MAZZOCCHI Marta	0	0	0	0	0	0	0	0.00	0	0	0		0	0	3:05	3:47	4:47		11:39	19	0:36
27	D	GUERRIERO Kristen	0	0	0	0	0	0	0	0.00	0	0	0		0	0	2:58	4:00	0:46		7:44	9	0:51
82	F	TUTINO Kayla +A	1	0	1	0	10	4	6	71.43	4	0	1		5	+1	5:39	4:29	4:30		14:38	22	0:39
14	F	BONAFINI Eleonora	0	0	0	0	0	0	0	0.00	0	1	0		1	0	1:31	1:38	0:57		4:06	9	0:27
15	F	NICCOLAI Greta	0	0	0	0	0	1	-1	0.00	0	0	0		0	0	0:19	0:59	0:48		2:06	4	0:31
22	F	KANEPPELE Sara	0	0	0	0	0	0	0	0.00	0	0	0		0	0	1:51	3:40	2:32		8:03	11	0:43
55	D	PIERRI Jacquie	0	0	0	0	0	0	0	0.00	0	0	0		0	0	1:23	2:58	5:32		9:53	16	0:37
4	F	SALETTA Carola	0	0	0	0	0	1	-1	0.00	0	0	0		0	+1	2:03	1:46	2:16		6:05	9	0:40
1	GK	DURANTE Gabriella	0	0	0	0					0	0	0		0								
25	GK	FEDEL Martina	0	0	0	0					0	0	0		0								
<b>Total</b>			<b>4</b>	<b>4</b>	<b>8</b>	<b>6</b>	<b>30</b>	<b>22</b>	<b>8</b>	<b>57.69</b>	<b>22</b>	<b>12</b>	<b>12</b>		<b>46</b>								

**Team : FRA (White)**

Head Coach : TARLE Gregory										Shots on Goal					Time on Ice								
No.	Pos.	Name	G	A	P	PIM	FO+	FO-	FO+/-	FO%	1	2	3	OT	TS	+/-	1	2	3	OT	TOT	SHF	AVG
6	F	HUOT-MARCHAND Margot	0	0	0	0	0	1	-1	0.00	0	1	0		1	0	5:42	8:04	7:54		21:40	27	0:48
10	D	LECLERC Sophie	0	0	0	0	0	0	0	0.00	0	1	1		2	-1	5:40	2:50	6:56		15:26	23	0:40
12	F	DUVIN Estelle +A	0	0	0	0	10	13	-3	43.48	1	1	1		3	-2	6:55	7:48	7:43		22:26	26	0:51
16	F	ROZIER Clara +A	0	1	1	2	0	0	0	0.00	0	0	0		0	-2	6:58	6:39	6:56		20:33	25	0:49
91	D	ZILLIOX Elina	0	0	0	0	0	0	0	0.00	0	0	1		1	-1	6:47	3:57	9:20		20:04	25	0:48
7	D	QUARTO Lucie	0	0	0	0	0	0	0	0.00	0	0	0		0	-1	4:19	6:57	5:48		17:04	24	0:42
8	F	BARBIRATI Jade	0	0	0	2	4	7	-3	36.36	1	0	0		1	0	5:33	5:54	7:30		18:57	22	0:51
11	D	VILLIOT Lea	0	0	0	0	0	0	0	0.00	0	0	0		0	-1	4:19	5:24	6:06		15:49	22	0:43
17	F	AURARD-BUSHEE Chloe	0	0	0	2	0	0	0	0.00	1	1	0		2	-3	6:59	5:27	5:35		18:01	27	0:40
22	F	le SCODAN Manon	0	0	0	0	0	0	0	0.00	0	1	0		1	0	6:48	6:37	8:27		21:52	26	0:50
5	D	de SERRES Gabrielle	1	0	1	0	0	0	0	0.00	1	0	0		1	-2	8:06	10:31	5:07		23:44	26	0:54
13	D	PELISSOU Marie-Pierre	0	0	0	0	0	0	0	0.00	0	0	0		0	-2	7:35	10:21	4:39		22:35	24	0:56
19	F	BAUDRIT Lore +C	0	0	0	0	8	7	1	53.33	0	0	0		0	-2	5:40	6:19	5:34		17:33	23	0:45
44	F	PEYNE--DINGIVAL Anais	0	0	0	0	0	0	0	0.00	0	0	0		0	-2	5:24	3:12	0:00		8:36	13	0:39
85	F	BOUDIN Clemence	0	0	0	0	0	0	0	0.00	0	1	1		2	-1	5:01	4:14	5:01		14:16	20	0:42
21	F	MESPLEDE Julia	0	0	0	0	0	2	-2	0.00	0	1	0		1	0	1:47	3:40	5:22		10:49	18	0:36
24	F	NONNENMACHER Emma	0	0	0	0	0	0	0	0.00	0	0	0		0	0	1:54	0:00	0:00		1:54	4	0:28
29	D	BERGER Lea	0	0	0	0	0	0	0	0.00	0	0	0		0	0	0:00	0:00	0:00		0:00	0	0:00
55	F	GALBRUN Sehana	0	0	0	0	0	0	0	0.00	0	0	0		0	0	1:38	0:00	0:00		1:38	4	0:24
18	F	SIMON Anae	0	0	0	0	0	0	0	0.00	0	0	0		0	0	0:00	0:00	0:00		0:00	0	0:00
1	GK	MAMERI Margaux	0	0	0	0					0	0	0		0								
32	GK	PHILBERT Alice	0	0	0	0					0	0	0		0								
<b>Total</b>			<b>1</b>	<b>1</b>	<b>2</b>	<b>6</b>	<b>22</b>	<b>30</b>	<b>-8</b>	<b>42.31</b>	<b>4</b>	<b>7</b>	<b>4</b>		<b>15</b>								

**Group B**

R	Team	GP	W	OTW	OTL	L	GDF	GF:GA	PTS
1	SWE	1	1	0	0	0	+3	4 : 1	3
2	ITA	1	1	0	0	0	+3	4 : 1	3
3	GER	1	0	0	0	1	-3	1 : 4	0
4	FRA	1	0	0	0	1	-3	1 : 4	0
-	JPN	0							

	FRA	GER	ITA	JPN	SWE
<b>FRA</b>		MON 09 FEB 16:40	1:4	FRI 06 FEB 12:10	SUN 08 FEB 16:40
<b>GER</b>	MON 09 FEB 16:40		TUE 10 FEB 16:40	SAT 07 FEB 12:10	1:4
<b>ITA</b>	4:1	TUE 10 FEB 16:40		MON 09 FEB 12:10	SAT 07 FEB 14:40
<b>JPN</b>	FRI 06 FEB 12:10	SAT 07 FEB 12:10	MON 09 FEB 12:10		TUE 10 FEB 12:10
<b>SWE</b>	SUN 08 FEB 16:40	4:1	SAT 07 FEB 14:40	TUE 10 FEB 12:10	



Legend:		
<b>(G)</b> Goals in tournament	*	Does not count for Plus/minus
<b>+C</b> Captain	<b>A</b>	Assists
<b>EQ</b> Equal strength	<b>ET/Res</b>	Penalty end time/Result of game
<b>FO+</b> Face-offs won	<b>FO-</b>	Face-offs lost
<b>GA</b> Goals against	<b>GDF</b>	Goal difference
<b>GP</b> Games played	<b>L</b>	Losses
<b>OT</b> Overtime	<b>OTL</b>	Overtime losses
<b>PIM</b> Penalties in minutes	<b>Pos.</b>	Position
<b>PTS</b> Points	<b>R</b>	Rank
<b>SOG</b> Shots on goal	<b>SVS</b>	Saves
<b>TS</b> Total shots	<b>W</b>	Wins
<b>+/-</b>		Plus/minus net
<b>AVG</b>		Average time on ice / shift
<b>F</b>		Forward
<b>FO+/-</b>		Face-offs net
<b>GF</b>		Goals for
<b>MIP</b>		Minutes in play (GK)
<b>OTW</b>		Overtime wins
<b>PP1</b>		Power play - 1 player
<b>SHF</b>		Number of shifts
<b>TOT</b>		Total
<b>+A</b>		Alternate Captain
<b>D</b>		Defender
<b>FO%</b>		% Face-offs won
<b>G</b>		Goals
<b>GK</b>		Goalkeeper
<b>No.</b>		Jersey number
<b>P</b>		Points
<b>PPG</b>		Power play goals
<b>SHG</b>		Shorthanded goals
<b>TPP</b>		Time on power play




### Shot Chart

Tabella azioni di tiro / Analyse des tirs

ITA - FRA

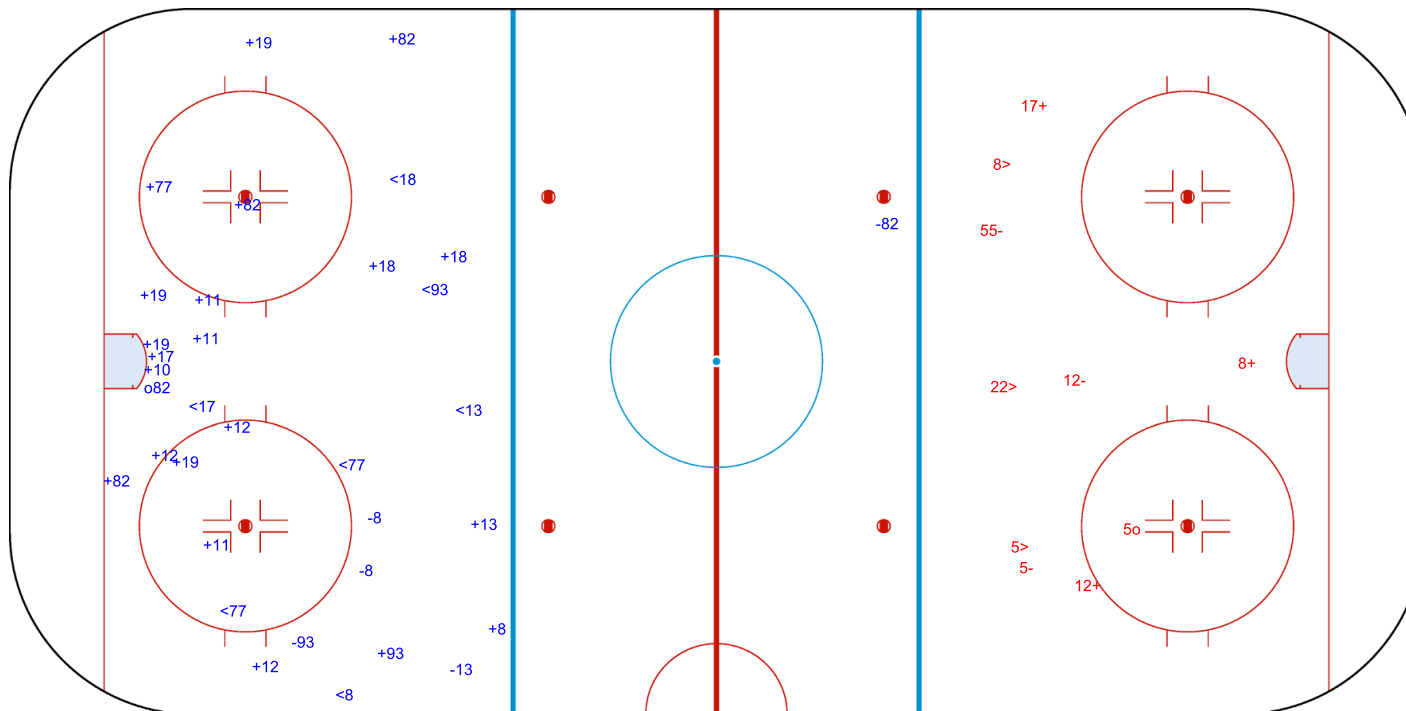
Shots by ITA  
Goal (o): 1  
Block (<): 7  
Save (+): 21  
Miss (-): 5



GK 32 of FRA



1st Period



Shots by FRA  
Goal (o): 1  
Block (>): 3  
Save (+): 3  
Miss (-): 3



GK 25 of ITA



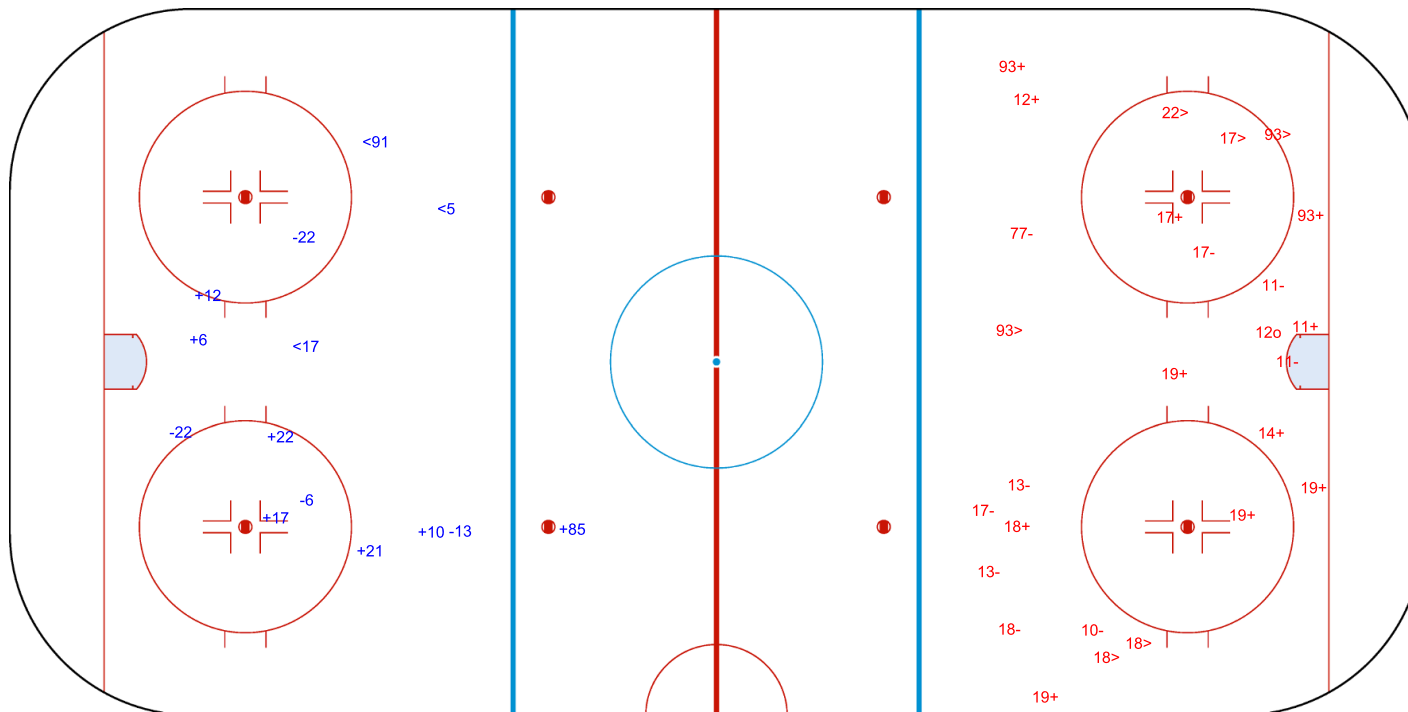
Shots by FRA  
Goal (o): 0  
Block (<): 3

Save (+): 7  
Miss (-): 4




GK 25 of ITA

ITA → 2nd Period ← FRA



Shots by ITA  
Goal (o): 1  
Block (>): 6

Save (+): 11  
Miss (-): 9




GK 32 of FRA



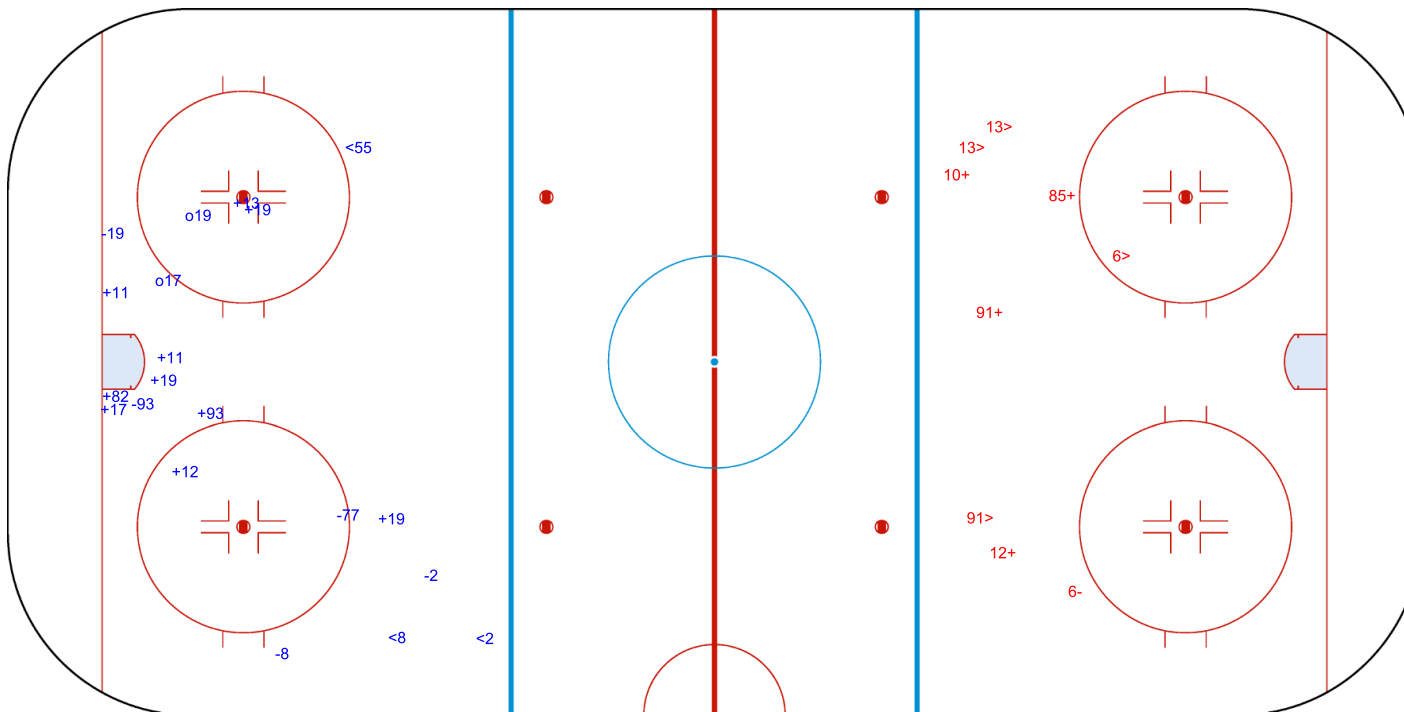
Shots by ITA  
Goal (o): 2  
Block (<): 3  
Save (+): 10  
Miss (-): 5

FRA → 3rd Period ← ITA

Shots by FRA  
Goal (o): 0  
Block (>): 4  
Save (+): 4  
Miss (-): 1



GK 32 of FRA



GK 25 of ITA

Legend: GK Goalkeeper



## Face-off Chart

Tabella ingaggi / Statistiques des mises en jeu

### ITA - FRA

#### 1st PERIOD

	ITA		FRA		ITA		FRA		Total wins all zones
	Def. zone	Att. zone	Neutral zone	Neutral zone	Att. zone	Def. zone	Def. zone	Att. zone	
	+ 17	- 12	- 17	+ 19	- 82	+ 8			
	+ 82	- 21	+ 19	- 19	+ 17	- 19			
			+ 17	- 6	- 18	+ 12			
			+ 82	- 12	+ 19	- 12			
			+ 19	- 12	+ 19	- 12			
					- 17	+ 8			
					- 19	+ 12			
					+ 82	- 8			
					+ 82	- 8			
Total wins / period	2 / 100%	0 / 0%	4 / 80%	1 / 20%	5 / 56%	4 / 44%			ITA: 11 / 69% FRA: 5 / 31%

#### 2nd PERIOD

	ITA		FRA		ITA		FRA		Total wins all zones
	Def. zone	Att. zone	Neutral zone	Neutral zone	Att. zone	Def. zone	Def. zone	Att. zone	
	+ 17	- 12	- 17	+ 19	+ 19	- 8			
	+ 17	- 12	+ 17	- 12	- 4	+ 19			
	+ 19	- 12	+ 19	- 12	+ 19	- 8			
	+ 82	- 8			- 17	+ 19			
	+ 19	- 19			- 17	+ 19			
	+ 17	- 8			- 15	+ 8			
	+ 82	- 19			+ 17	- 19			
	+ 82	- 12			- 82	+ 12			
					- 19	+ 19			
					- 17	+ 12			
Total wins / period	8 / 100%	0 / 0%	2 / 67%	1 / 33%	3 / 30%	7 / 70%			ITA: 13 / 62% FRA: 8 / 38%

#### 3rd PERIOD

	ITA		FRA		ITA		FRA		Total wins all zones
	Def. zone	Att. zone	Neutral zone	Neutral zone	Att. zone	Def. zone	Def. zone	Att. zone	
	- 82	+ 12	- 17	+ 12	+ 82	- 8			
	- 19	+ 12	- 19	+ 8	+ 82	- 19			
	+ 17	- 12	- 17	+ 19	+ 19	- 19			
	- 17	+ 12	- 19	+ 12	- 19	+ 12			
	+ 82	- 21			+ 19	- 12			
	- 82	+ 19							
Total wins / period	2 / 33%	4 / 67%	0 / 0%	4 / 100%	4 / 80%	1 / 20%			ITA: 6 / 40% FRA: 9 / 60%



TOTAL

Total wins / game	ITA	FRA	ITA	FRA	ITA	FRA	Total wins all zones	
	Def. zone	Att. zone	Neutral zone		Att. zone	Def. zone	ITA	FRA
	12 / 75%	4 / 25%	6 / 50%	6 / 50%	12 / 50%	12 / 50%	30 / 58%	22 / 42%

HEAD TO HEAD

	No.	FRA				Tot.	wins ITA	Dz	Nz	Az
		6	8	12	19					
ITA	4				0 - 1	1	0 0%			0 0%
	15		0 - 1			1	0 0%			0 0%
	17	1 - 0	1 - 1	5 - 3	2 - 5	18	9 50%	5 83%	2 33%	2 33%
	18			0 - 1		1	0 0%			0 0%
	19		2 - 1	6 - 4	3 - 1	17	11 65%	2 67%	3 60%	6 67%
	82		4 - 1	2 - 2	2 - 1	2 - 0	14	10 71%	5 71%	1 100%
<b>Tot.</b>	1	11	23	15	2	52	30 58%	12 75%	6 50%	12 50%
<b>wins FRA</b>	0 0%	4 36%	10 43%	8 53%	0 0%	22 42%				
<b>Dz</b>		3 38%	5 63%	4 50%		12 50%				
<b>Nz</b>	0 0%	1 100%	2 33%	3 75%		6 50%				
<b>Az</b>		0 0%	3 33%	1 33%	0 0%	4 25%				

Legend:

<b>Att.</b> Attacking	<b>Az</b> Attacking zone	<b>Def.</b> Defending	<b>Dz</b> Defending zone
<b>No.</b> Jersey number	<b>Nz</b> Neutral zone	<b>Tot.</b> Total face-offs played	



## Line-Ups

Formazioni / Composition des equipes

### USA - CZE

#### Referees

27 KAINBERGER Julia (AUT), 13 MURRAY Cianna (CAN)

#### Goalkeepers

Team: USA

##### No. Name

31 FRANKEL Aerin  
33 PHILIPS Gwyneth

#### Team Line-ups

Team: USA (Blue)

##### No. Pos. Name

5 D KELLER Megan +A  
10 D EDWARDS Laila  
21 F KNIGHT Hilary +C  
23 F BILKA Hannah  
25 F CARPENTER Alex +A

4 D HARVEY Caroline  
8 D WINN Haley  
17 F CURL Britta  
27 F HEISE Taylor  
37 F MURPHY Abbey

2 D STECKLEIN Lee  
3 D BARNES Cayla  
9 F SIMMS Kirsten  
12 F PANNEK Kelly  
26 F COYNE Kendall

6 D GUILDAY Rory  
13 F ZUMWINKLE Grace  
22 F JANECKE Tessa  
24 F DUNNE Joy  
16 F SCAMURRA Hayley

Head Coach: WROBLEWSKI John

#### NOT DRESSED:

30 GK McNAUGHTON Ava

#### Linespersons

22 LUNDGREN Jessica (SWE), 50 TODD Justine (CAN)

Team: CZE

##### No. Name

1 HESOVA Michaela  
29 PESLAROVA Klara

Team: CZE (White)

##### No. Pos. Name

2 D TEJRALOVA Aneta +C  
24 D CAJANOVA Sara  
16 F MRAZOVA Katerina +A  
19 F MLYNKOVA Natalie  
21 F VANISOVA Tereza

4 D PEJSOVA Daniela  
28 D NEUBAUEROVA Noemi  
10 F KRIZOVA Denisa +A  
18 F PEJZLOVA Michaela  
22 F PLOSOVA Tereza

7 D SEROISZKOVA Klara  
14 D LASKOVA Dominika  
3 F SAPOVALIVOVA Adela  
12 F HYMLAROVA Klara  
98 F KALTOUNKOVA Kristyna

15 D TRNKOVA Andrea  
6 F VOCETKOVA Linda  
8 F PISTEKOVA Tereza  
26 F PRIBYLOVA Vendula  
20 F JURICKOVA Barbora

Head Coach: MACLEOD Carla Rae

#### NOT DRESSED:

32 GK PEJSOVA Julie

#### Legend:

<b>+A</b>	Alternate Captain	<b>+C</b>	Captain	<b>D</b>	Defender	<b>F</b>	Forward
<b>No.</b>	Jersey number	<b>Pos.</b>	Position				



## Graphical Line-ups

Schema grafico formazioni / Alignments

### USA - CZE

#### Referees

27 KAINBERGER Julia (AUT), 13 MURRAY Cianna (CAN)

#### Linespersons

22 LUNDGREN Jessica (SWE), 50 TODD Justine (CAN)

Team: USA - United States of America (Blue)

Head Coach: WROBLEWSKI John

S1 31 FRANKEL Aerin		
33 PHILIPS Gwyneth		
S5 23 BILKA Hannah	S6 25 CARPENTER Alex +A	S4 21 KNIGHT Hilary +C
S2 5 KELLER Megan +A	S3 10 EDWARDS Laila	
17 CURL Britta	27 HEISE Taylor	37 MURPHY Abbey
4 HARVEY Caroline		8 WINN Haley
26 COYNE Kendall	12 PANNEK Kelly	9 SIMMS Kirsten
2 STECKLEIN Lee		3 BARNES Cayla
24 DUNNE Joy	22 JANECKE Tessa	13 ZUMWINKLE Grace
6 GUILDAY Rory		
16 SCAMURRA Hayley		

Team: CZE - Czechia (White)

Head Coach: MACLEOD Carla Rae

S1 29 PESLAROVA Klara		
1 HESOVA Michaela		
S6 21 VANISOVA Tereza	S4 16 MRAZOVA Katerina +A	S5 19 MLYNKOVA Natalie
S2 2 TEJRALOVA Aneta +C	S3 24 CAJANOVA Sara	
10 KRIZOVA Denisa +A	18 PEJZLOVA Michaela	22 PLOSOVA Tereza
4 PEJSOVA Daniela		28 NEUBAUEROVA Noemi
3 SAPOVALIVOVA Adela	98 KALTOUNKOVA Kristyna	12 HYMLAROVA Klara
7 SEROISZKOVA Klara		14 LASKOVA Dominika
26 PRIBYLOVA Vendula	8 PISTEKOVA Tereza	6 VOCETKOVA Linda
15 TRNKOVA Andrea		
20 JURICKOVA Barbora		

#### Legend:

+A Alternate Captain      +C Captain      Sn Starting position



Game Summary

Tabella riassuntiva partita / Resume du match

REVISED  
6 FEB 10:19

USA - CZE 5 - 1 (1 - 0, 3 - 1, 1 - 0)

Spectators	Referees	Linespersons
3766	27 KAINBERGER Julia (AUT) , 13 MURRAY Cianna (CAN)	22 LUNDGREN Jessica (SWE) , 50 TODD Justine (CAN)

Team Statistics

Period	Score	SVS	SOG	PIM	TPP	PPG	SHG
1	1 : 0	3 : 13	14 : 3	0 : 2	0:31 : 0:00	1 : 0	0 : 0
2	3 : 1	5 : 14	17 : 6	2 : 2	2:00 : 0:45	0 : 0	0 : 0
3	1 : 0	5 : 10	11 : 5	0 : 2	0:03 : 1:15	0 : 0	0 : 0
<b>Total</b>	<b>5 : 1</b>	<b>13 : 37</b>	<b>42 : 14</b>	<b>2 : 6</b>	<b>2:34 : 2:00</b>	<b>1 : 0</b>	<b>0 : 0</b>

1st Period

Action	Time	ET/Res	Team	Type	No.	Name	(G)	Name of Assistant(s) / Action Description
GK	00:00		CZE		29	PESLAROVA K		- Goalkeeper in
GK	00:00		USA		31	FRANKEL A		- Goalkeeper in
Penalty	15:24	15:55	CZE	2 min.	14	LASKOVA D		- Illegal Check to the Head or Neck
Goal	15:55	1 : 0	USA	PP1	25	CARPENTER A	(1)	5 KELLER M On Ice USA 31 5 10 21 23 25 10 EDWARDS L CZE 29 2 8 22 24 *

2nd Period

Action	Time	ET/Res	Team	Type	No.	Name	(G)	Name of Assistant(s) / Action Description
Goal	23:13	2 : 0	USA	EQ	24	DUNNE J	(1)	22 JANECKE T On Ice USA 31 5 10 13 22 24 CZE 29 4 10 18 22 28
Goal	24:36	3 : 0	USA	EQ	16	SCAMURRA H	(1)	22 JANECKE T On Ice USA 31 4 8 13 16 22 CZE 29 6 8 15 24 26
Penalty	26:30	28:30	CZE	2 min.	20	JURICKOVA B		- Illegal Hit
Goal	28:37	3 : 1	CZE	EQ	20	JURICKOVA B	(1)	19 MLYNKOVA N On Ice USA 31 4 9 22 27 37 CZE 29 4 15 16 19 20
Goal	37:50	4 : 1	USA	EQ	21	KNIGHT H	(1)	25 CARPENTER A On Ice USA 31 4 8 21 23 25 23 BILKA H CZE 29 7 8 15 20 26
Penalty	39:15	41:15	USA	2 min.	10	EDWARDS L		- Tripping

3rd Period

Action	Time	ET/Res	Team	Type	No.	Name	(G)	Name of Assistant(s) / Action Description
Goal	44:22	5 : 1	USA	EQ	16	SCAMURRA H	(2)	12 PANNEK K On Ice USA 31 4 8 9 12 16 CZE 29 3 15 16 22 24
Penalty	59:57	60:00	CZE	2 min.	14	LASKOVA D		- Delaying the Game
GK	60:00		USA					31 FRANKEL A - Goalkeeper out
GK	60:00		CZE					29 PESLAROVA K - Goalkeeper out

Goalkeeper Records

Team : USA - United States of America

Team : CZE - Czechia

No.	Name	SOG	SVS	MIP
31	FRANKEL Aerin	14	13	60:00
33	PHILIPS Gwyneth			

No.	Name	SOG	SVS	MIP
29	PESLAROVA Klara	42	37	60:00
1	HESOVA Michaela			

Game Statistics

Team : USA (Blue)

Head Coach : WROBLEWSKI John

No.	Pos.	Name	Shots on Goal							Time on Ice												
			G	A	P	PIM	FO+	FO-	FO+/-	FO%	1	2	3	OT	TS	+/-	1	2	3	OT	TOT	SHF
5	D	KELLER Megan +A	0	1	1	0	0	0	0	0.00	0	1	1	2	+1	6:56	7:02	6:35		20:33	25	0:49
10	D	EDWARDS Laila	0	1	1	2	0	0	0	0.00	2	1	0	3	+1	7:00	7:58	5:48		20:46	25	0:49
21	F	KNIGHT Hilary +C	1	0	1	0	0	0	0	0.00	1	2	0	3	+1	5:10	5:44	5:38		16:32	21	0:47
23	F	BILKA Hannah	0	1	1	0	0	0	0	0.00	1	1	1	3	+1	5:33	4:28	6:08		16:09	20	0:48
25	F	CARPENTER Alex +A	1	1	2	0	16	5	11	76.19	2	0	0	2	+1	6:34	5:22	5:47		17:43	21	0:50
4	D	HARVEY Caroline	0	0	0	0	0	0	0	0.00	1	1	1	3	+2	8:17	6:24	7:52		22:33	22	1:01
8	D	WINN Haley	0	0	0	0	0	0	0	0.00	0	0	0	0	+3	7:36	5:03	7:05		19:44	22	0:53



Head Coach : WROBLEWSKI John										Shots on Goal					Time on Ice								
No.	Pos.	Name	G	A	P	PIM	FO+	FO-	FO+/-	FO%	1	2	3	OT	TS	+/-	1	2	3	OT	TOT	SHF	AVG
17	F	CURL Britta	0	0	0	0	4	3	1	57.14	1	0	0		1	0	6:01	5:29	4:22		15:52	19	0:50
27	F	HEISE Taylor	0	0	0	0	3	4	-1	42.86	0	0	1		1	-1	5:40	5:03	4:26		15:09	19	0:47
37	F	MURPHY Abbey	0	0	0	0	0	0	0	0.00	1	1	1		3	-1	6:22	5:07	4:12		15:41	19	0:49
2	D	STECKLEIN Lee	0	0	0	0	0	0	0	0.00	0	0	0		0	0	4:08	5:15	5:31		14:54	19	0:47
3	D	BARNES Cayla	0	0	0	0	0	0	0	0.00	0	2	1		3	0	4:47	6:36	5:09		16:32	21	0:47
9	F	SIMMS Kirsten	0	0	0	0	0	0	0	0.00	0	1	1		2	0	3:34	5:45	4:18		13:37	17	0:48
12	F	PANNEK Kelly	0	1	1	0	6	6	0	50.00	1	0	0		1	+1	4:01	4:53	4:44		13:38	21	0:38
26	F	COYNE Kendall	0	0	0	0	0	0	0	0.00	2	1	1		4	0	4:21	5:45	3:10		13:16	18	0:44
6	D	GUILDAY Rory	0	0	0	0	0	0	0	0.00	0	0	0		0	0	1:15	0:15	2:30		4:00	7	0:34
13	F	ZUMWINKLE Grace	0	0	0	0	0	0	0	0.00	0	0	0		0	+2	4:15	3:05	2:52		10:12	17	0:36
22	F	JANECKE Tessa	0	2	2	0	8	2	6	80.00	1	1	1		3	+1	4:33	4:25	5:06		14:04	19	0:44
24	F	DUNNE Joy	1	0	1	0	0	0	0	0.00	1	4	0		5	+1	3:30	3:14	4:22		11:06	19	0:35
16	F	SCAMURRA Hayley	2	0	2	0	0	0	0	0.00	0	1	2		3	+2	1:15	2:22	3:08		6:45	11	0:36
31	GK	FRANKEL Aerin	0	0	0	0					0	0	0		0								
33	GK	PHILIPS Gwyneth	0	0	0	0					0	0	0		0								
<b>Total</b>			<b>5</b>	<b>7</b>	<b>12</b>	<b>2</b>	<b>37</b>	<b>20</b>	<b>17</b>	<b>64.91</b>	<b>14</b>	<b>17</b>	<b>11</b>		<b>42</b>								

Team : CZE (White)

Head Coach : MACLEOD Carla Rae										Shots on Goal					Time on Ice								
No.	Pos.	Name	G	A	P	PIM	FO+	FO-	FO+/-	FO%	1	2	3	OT	TS	+/-	1	2	3	OT	TOT	SHF	AVG
2	D	TEJRALOVA Aneta +C	0	0	0	0	0	0	0	0.00	0	0	0		0	0	5:23	8:05	4:28		17:56	25	0:43
16	F	MRAZOVA Katerina +A	0	0	0	0	5	11	-6	31.25	0	2	0		2	0	6:00	6:33	7:00		19:33	25	0:46
19	F	MLYNKOVA Natalie	0	1	1	0	0	0	0	0.00	1	0	1		2	+1	4:53	7:24	6:02		18:19	22	0:49
21	F	VANISOVA Tereza	0	0	0	0	0	0	0	0.00	0	0	0		0	0	5:48	5:32	5:38		16:58	20	0:50
24	D	CAJANOVA Sara	0	0	0	0	0	0	0	0.00	0	0	0		0	-2	6:53	6:34	7:14		20:41	28	0:44
4	D	PEJSOVA Daniela	0	0	0	0	0	0	0	0.00	1	0	0		1	0	6:08	6:58	7:18		20:24	23	0:53
10	F	KRIZOVA Denisa +A	0	0	0	0	0	0	0	0.00	0	0	1		1	-1	3:19	5:45	4:31		13:35	16	0:50
18	F	PEJZLOVA Michaela	0	0	0	0	4	6	-2	40.00	1	1	0		2	-1	3:39	5:51	0:11		9:41	15	0:38
22	F	PLOSOVA Tereza	0	0	0	0	0	0	0	0.00	0	1	0		1	-2	4:10	6:15	6:10		16:35	21	0:47
28	D	NEUBAUEROVA Noemi	0	0	0	0	0	0	0	0.00	0	0	0		0	-1	5:36	6:45	6:37		18:58	23	0:49
3	F	SAPOVALIVOVA Adela	0	0	0	0	0	0	0	0.00	0	0	0		0	-1	6:49	3:09	4:00		13:58	19	0:44
7	D	SEROISZKOVA Klara	0	0	0	0	0	0	0	0.00	0	0	0		0	-1	4:43	2:59	4:24		12:06	24	0:30
12	F	HYMLAROVA Klara	0	0	0	0	0	0	0	0.00	0	0	0		0	0	6:05	4:02	5:20		15:27	22	0:42
14	D	LASKOVA Dominika	0	0	0	4	0	0	0	0.00	0	0	0		0	0	7:19	4:35	4:39		16:33	26	0:38
98	F	KALTOUNKOVA Kristyna	0	0	0	0	7	10	-3	41.18	0	1	1		2	0	7:04	4:20	5:33		16:57	20	0:50
6	F	VOCETKOVA Linda	0	0	0	0	0	0	0	0.00	0	0	1		1	-1	3:08	3:09	3:17		9:34	15	0:38
8	F	PISTEKOVA Tereza	0	0	0	0	3	7	-4	30.00	0	0	1		1	-2	3:34	2:56	4:14		10:44	17	0:37
15	D	TRNKOVA Andrea	0	0	0	0	0	0	0	0.00	0	0	0		0	-2	3:53	3:17	3:20		10:30	22	0:28
26	F	PRIBYLOVA Vendula	0	0	0	0	1	3	-2	25.00	0	0	0		0	-2	3:21	3:10	5:14		11:45	17	0:41
20	F	JURICKOVA Barbora	1	0	1	2	0	0	0	0.00	0	1	0		1	0	1:47	0:38	4:48		7:13	12	0:36
1	GK	HESOVA Michaela	0	0	0	0					0	0	0		0								
29	GK	PESLAROVA Klara	0	0	0	0					0	0	0		0								
<b>Total</b>			<b>1</b>	<b>1</b>	<b>2</b>	<b>6</b>	<b>20</b>	<b>37</b>	<b>-17</b>	<b>35.09</b>	<b>3</b>	<b>6</b>	<b>5</b>		<b>14</b>								

Group A

R	Team	GP	W	OTW	OTL	L	GDF	GF	GA	PTS
1	USA	1	1	0	0	0	+4	5	1	3
2	CZE	1	0	0	0	1	-4	1	5	0
-	CAN	0								
-	FIN	0								
-	SUI	0								

	CAN	CZE	FIN	SUI	USA
CAN		MON 09 FEB 21:10	THU 12 FEB 14:30	SAT 07 FEB 21:10	TUE 10 FEB 20:10
CZE	MON 09 FEB 21:10		SUN 08 FEB 21:10	FRI 06 FEB 14:40	1:5
FIN	THU 12 FEB 14:30	SUN 08 FEB 21:10		TUE 10 FEB 21:10	SAT 07 FEB 16:40
SUI	SAT 07 FEB 21:10	FRI 06 FEB 14:40	TUE 10 FEB 21:10		MON 09 FEB 20:40
USA	TUE 10 FEB 20:10	5:1	SAT 07 FEB 16:40	MON 09 FEB 20:40	



Legend:				
<b>(G)</b> Goals in tournament	<b>*</b>	Does not count for Plus/minus	<b>+/-</b> Plus/minus net	<b>+A</b> Alternate Captain
<b>+C</b> Captain	<b>A</b>	Assists	<b>AVG</b> Average time on ice / shift	<b>D</b> Defender
<b>EQ</b> Equal strength	<b>ET/Res</b>	Penalty end time/Result of game	<b>F</b> Forward	<b>FO%</b> % Face-offs won
<b>FO+</b> Face-offs won	<b>FO-</b>	Face-offs lost	<b>FO+/-</b> Face-offs net	<b>G</b> Goals
<b>GA</b> Goals against	<b>GDF</b>	Goal difference	<b>GF</b> Goals for	<b>GK</b> Goalkeeper
<b>GP</b> Games played	<b>L</b>	Losses	<b>MIP</b> Minutes in play (GK)	<b>No.</b> Jersey number
<b>OT</b> Overtime	<b>OTL</b>	Overtime losses	<b>OTW</b> Overtime wins	<b>P</b> Points
<b>PIM</b> Penalties in minutes	<b>Pos.</b>	Position	<b>PP1</b> Power play - 1 player	<b>PPG</b> Power play goals
<b>PTS</b> Points	<b>R</b>	Rank	<b>SHF</b> Number of shifts	<b>SHG</b> Shorthanded goals
<b>SOG</b> Shots on goal	<b>SVS</b>	Saves	<b>TOT</b> Total	<b>TTP</b> Time on power play
<b>TS</b> Total shots	<b>W</b>	Wins		

**REVISED** Revised to correct End Time of Team CZE penalty at 26:30.




Shot Chart

Tabella azioni di tiro / Analyse des tirs

USA - CZE

Shots by USA  
Goal (o): 1  
Block (<): 7  
Save (+): 13  
Miss (-): 3



GK 29 of CZE



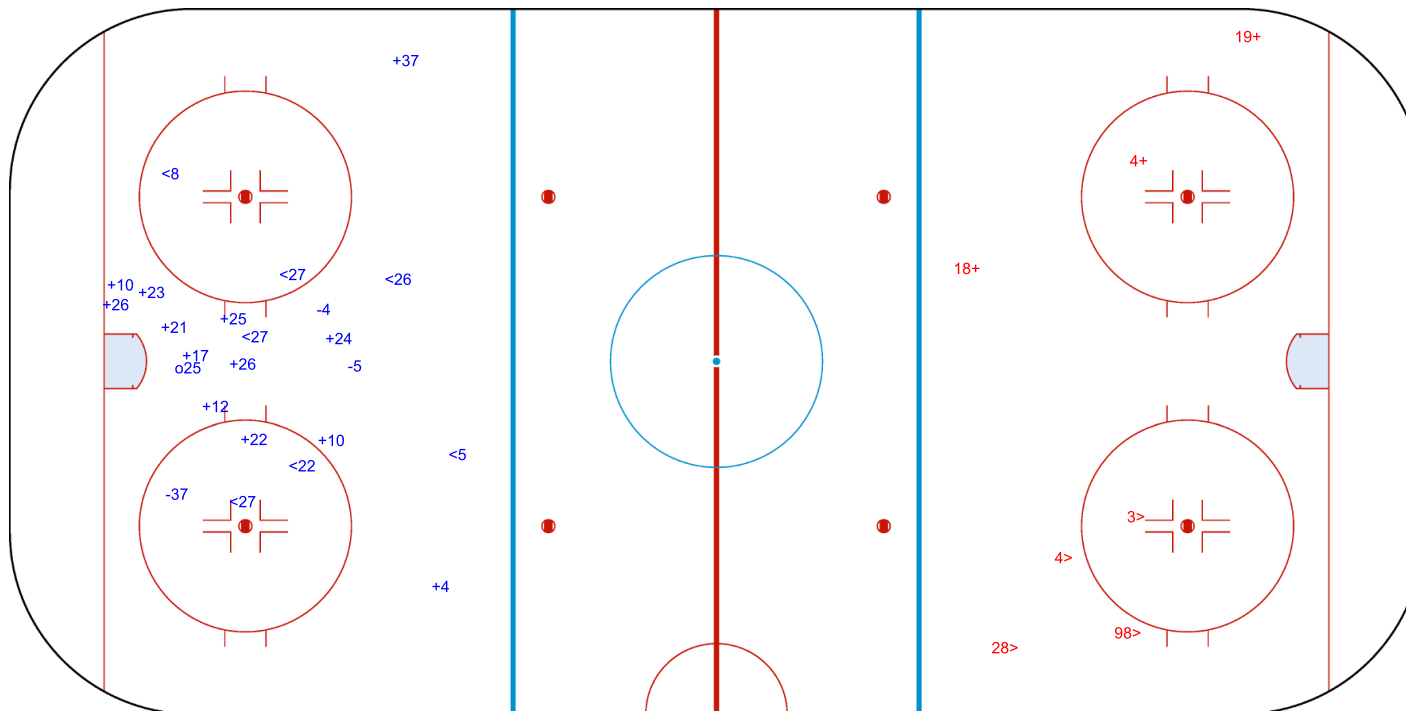
1st Period



Shots by CZE  
Goal (o): 0  
Block (>): 4  
Save (+): 3  
Miss (-): 0



GK 31 of USA





Shots by CZE

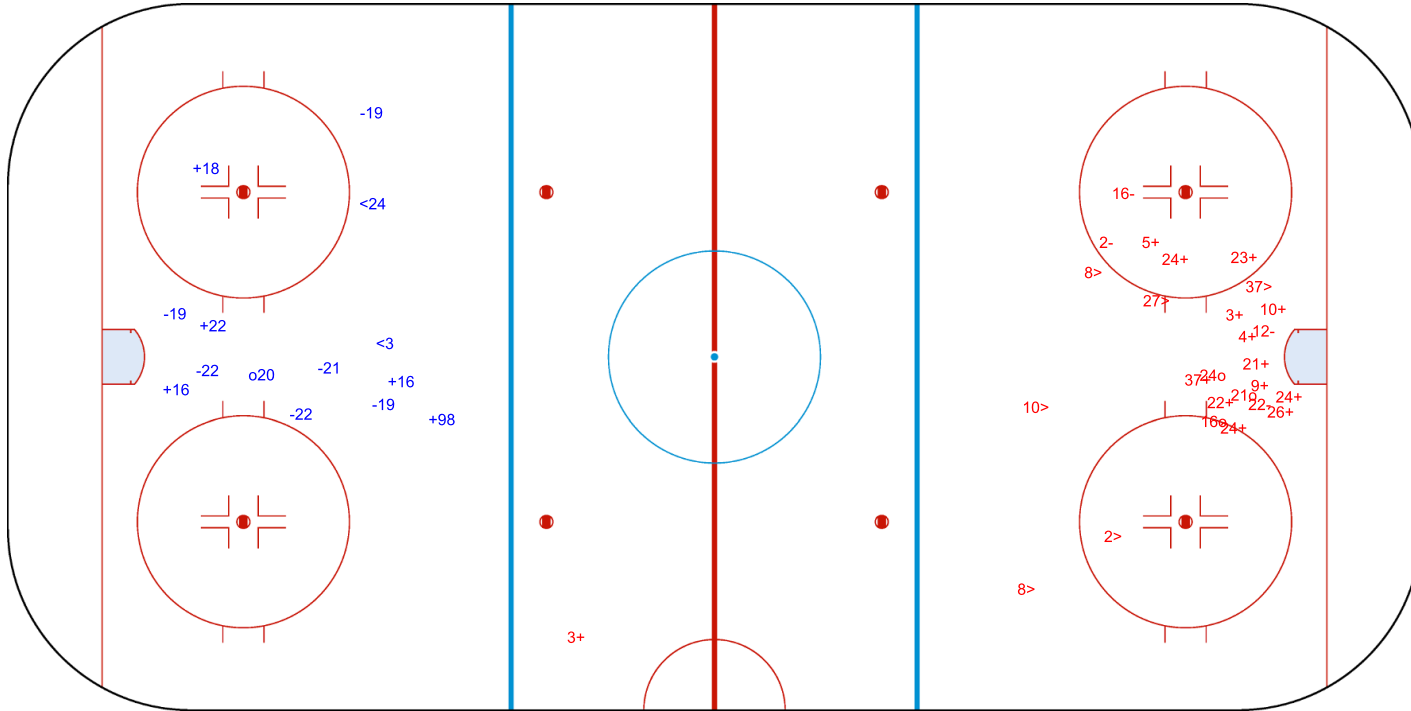
Goal (o): 1      Save (+): 5  
Block (<): 2      Miss (-): 6



GK 31 of USA



2nd Period



Shots by USA


Goal (o): 3      Save (+): 14  
Block (>): 6      Miss (-): 4



GK 29 of CZE

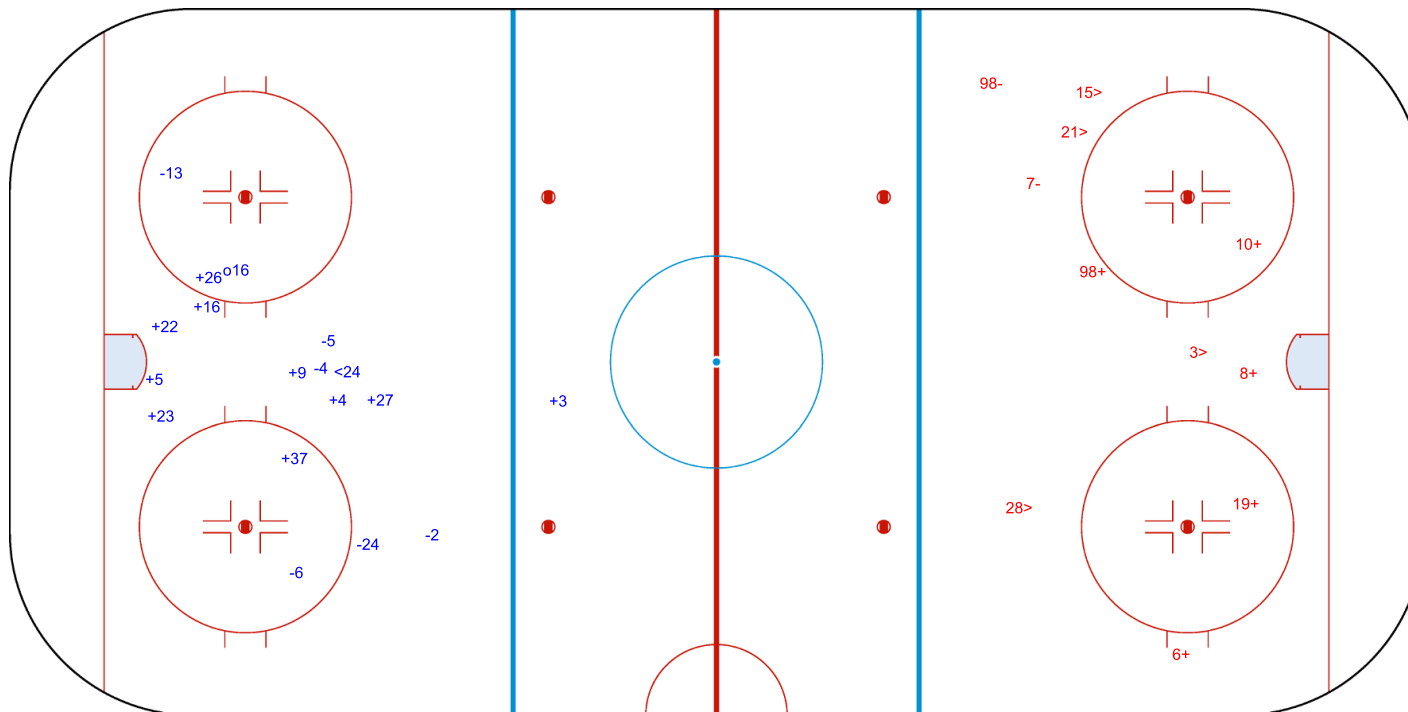


Shots by USA  
Goal (o): 1  
Block (<): 1  
Save (+): 10  
Miss (-): 6




GK 29 of CZE

CZE → 3rd Period ← USA



Shots by CZE  
Goal (o): 0  
Block (>): 4  
Save (+): 5  
Miss (-): 2



GK 31 of USA

Legend: GK Goalkeeper



### Face-off Chart

Tabella ingaggi / Statistiques des mises en jeu

#### USA - CZE

##### 1st PERIOD

	USA		CZE		USA		CZE		USA		CZE	
	Def. zone	Att. zone	Neutral zone	Neutral zone	Att. zone	Def. zone	Att. zone	Def. zone	Att. zone	Def. zone	Total wins all zones	Total wins all zones
	+ 12	- 98	+ 25	- 16	- 27	+ 18						
	- 27	+ 98	+ 12	- 16	- 12	+ 18						
	- 12	+ 8	- 22	+ 16	+ 22	- 98						
			- 25	+ 18	+ 25	- 98						
					- 25	+ 98						
					+ 25	- 16						
					+ 22	- 18						
					+ 17	- 98						
					+ 25	- 26						
					+ 25	- 8						
Total wins / period	1 / 33%	2 / 67%	2 / 50%	2 / 50%	7 / 70%	3 / 30%					10 / 59%	7 / 41%

##### 2nd PERIOD

	USA		CZE		USA		CZE		USA		CZE	
	Def. zone	Att. zone	Neutral zone	Neutral zone	Att. zone	Def. zone	Att. zone	Def. zone	Att. zone	Def. zone	Total wins all zones	Total wins all zones
	+ 12	- 18	+ 25	- 16	- 22	+ 8						
	+ 25	- 8	+ 25	- 16	- 25	+ 98						
	+ 25	- 18	+ 25	- 98	+ 27	- 18						
	+ 17	- 98	- 27	+ 16	+ 12	- 16						
			+ 22	- 8	+ 25	- 8						
			- 12	+ 18	- 12	+ 98						
			+ 27	- 18	- 12	+ 98						
			+ 22	- 16								
			+ 27	- 18								
Total wins / period	4 / 100%	0 / 0%	7 / 78%	2 / 22%	3 / 43%	4 / 57%					14 / 70%	6 / 30%

##### 3rd PERIOD

	USA		CZE		USA		CZE		USA		CZE	
	Def. zone	Att. zone	Neutral zone	Neutral zone	Att. zone	Def. zone	Att. zone	Def. zone	Att. zone	Def. zone	Total wins all zones	Total wins all zones
	+ 22	- 98	+ 12	- 98	+ 17	- 16						
	+ 25	- 16	+ 25	- 8	+ 22	- 8						
	+ 22	- 98	- 12	+ 26	+ 25	- 16						
			- 17	+ 98	- 27	+ 8						
			- 17	+ 16	+ 17	- 16						
			- 17	+ 16	+ 22	- 98						
			+ 25	- 26	+ 12	- 8						
			- 25	+ 16	+ 25	- 26						
					- 25	+ 98						
Total wins / period	3 / 100%	0 / 0%	3 / 38%	5 / 62%	7 / 78%	2 / 22%					13 / 65%	7 / 35%



TOTAL

Total wins / game	USA	CZE	USA	CZE	USA	CZE	Total wins all zones	
	Def. zone	Att. zone	Neutral zone		Att. zone	Def. zone	USA	CZE
	8 / 80%	2 / 20%	12 / 57%	9 / 43%	17 / 65%	9 / 35%	37 / 65%	20 / 35%

HEAD TO HEAD

	No.	CZE					Tot.	wins USA	Dz	Nz	Az
		8	16	18	26	98					
USA	12	1 - 1	2 - 0	1 - 2	0 - 1	2 - 2	12	6 50%	2 67%	2 50%	2 40%
	17		2 - 2			2 - 1	7	4 57%	1 100%	0 0%	3 100%
	22	2 - 1	1 - 1	1 - 0		4 - 0	10	8 80%	2 100%	2 67%	4 80%
	25	4 - 0	6 - 1	1 - 1	3 - 0	2 - 3	21	16 76%	3 100%	6 75%	7 70%
	27	0 - 1	0 - 1	3 - 1		0 - 1	7	3 43%	0 0%	2 67%	1 33%
	Tot.	10	16	10	4	17	57	37 65%	8 80%	12 57%	17 65%
	wins CZE	3 30%	5 31%	4 40%	1 25%	7 41%	20 35%				
	Dz	2 33%	0 0%	2 50%	0 0%	5 56%	9 35%				
	Nz	0 0%	5 50%	2 50%	1 50%	1 33%	9 43%				
	Az	1 50%	0 0%	0 0%		1 20%	2 20%				

<b>Legend:</b>	<b>Att.</b> Attacking	<b>Az</b> Attacking zone	<b>Def.</b> Defending	<b>Dz</b> Defending zone
<b>No.</b> Jersey number	<b>Nz</b> Neutral zone	<b>Tot.</b> Total face-offs played		



## Line-Ups

Formazioni / Composition des equipes

### FIN - CAN

#### Referees

29 COOKE Kelly (USA), 62 DOYLE Melissa (USA)

#### Goalkeepers

Team: FIN

No.	Name
1	AHOLA Sanni
36	KEISALA Anni

#### Team Line-ups

Team: FIN (Blue)

No.	Pos.	Name
7	D	RANTALA Sanni
9	D	LAITINEN Nelli +A
16	F	NIEMINEN Petra
33	F	KARVINEN Michelle +C
77	F	TAPANI Susanna
8	D	SUORANTA Elli
88	D	SAVOLAINEN Ronja +A
24	F	VAINIKKA Viivi
40	F	TULUS Noora
61	F	NUUTINEN Emma
2	D	KARJALAINEN Sini
6	D	HIIRIKOSKI Jenni
10	F	HOLOPAINEN Elisa
12	F	VANHANEN Sanni
22	F	SCHALIN Julia
5	D	YRJOLA Siiri
18	F	NYLUND Jenniina
32	F	VESA Emilia
91	F	LIKALA Julia
19	F	KUOPPALA Ida

Head Coach: LEHTERA Tero

#### NOT DRESSED:

30 GK KYRKKO Emilia

#### Linespersons

16 HAJKOVA Kristyna (CZE), 22 LUNDRGREN Jessica (SWE)

Team: CAN

No.	Name
35	DESBIENS Ann-Renee
38	MASCHMEYER Emerance

Team: CAN (White)

No.	Pos.	Name
3	D	LAROCQUE Jocelyne +A
14	D	FAST Renata
10	F	FILLIER Sarah
19	F	JENNER Brianne +C
95	F	WATTS Daryl
17	D	SHELTON Ella
23	D	AMBROSE Erin
7	F	STACEY Laura
26	F	CLARK Emily
40	F	TURNBULL Blayre +A
2	D	JAQUES Sophie
42	D	THOMPSON Claire
20	F	NURSE Sarah
24	F	SPOONER Natalie
27	F	MALTAIS Emma
4	D	TABIN Kati
43	F	O'NEILL Kristin
88	F	GOSLING Julia
94	F	GARDINER Jennifer

Head Coach: RYAN Troy

#### NOT DRESSED:

29 F POULIN Marie-Philip  
82 GK OSBORNE Kayle

#### Legend:

<b>+A</b>	Alternate Captain	<b>+C</b>	Captain	<b>D</b>	Defender	<b>F</b>	Forward
<b>No.</b>	Jersey number	<b>Pos.</b>	Position				



## Graphical Line-ups

Schema grafico formazioni / Alignments

### FIN - CAN

#### Referees

29 COOKE Kelly (USA), 62 DOYLE Melissa (USA)

#### Linespersons

16 HAJKOVA Kristyna (CZE), 22 LUNDGREN Jessica (SWE)

Team: FIN - Finland (Blue)

Head Coach: LEHTERA Tero

S1 1 AHOLA Sanni		
36 KEISALA Anni		
S5 33 KARVINEN Michelle +C	S6 77 TAPANI Susanna	S4 16 NIEMINEN Petra
S2 7 RANTALA Sanni	S3 9 LAITINEN Nelli +A	
24 VAINIKKA Viivi	40 TULUS Noora	61 NUUTINEN Emma
8 SUORANTA Elli		88 SAVOLAINEN Ronja +A
22 SCHALIN Julia	12 VANHANEN Sanni	10 HOLOPAINEN Elisa
6 HIIRIKOSKI Jenni		2 KARJALAINEN Sini
91 LIIKALA Julia	18 NYLUND Jenniina	32 VESA Emilia
		5 YRJOLA Siiri
		19 KUOPPALA Ida

Team: CAN - Canada (White)

Head Coach: RYAN Troy

S1 35 DESBIENS Ann-Renee		
38 MASCHMEYER Emerance		
S6 95 WATTS Daryl	S5 19 JENNER Brianne +C	S4 10 FILLIER Sarah
S2 3 LAROCQUE Jocelyne +A	S3 14 FAST Renata	
26 CLARK Emily	40 TURNBULL Blayre +A	7 STACEY Laura
17 SHELTON Ella		23 AMBROSE Erin
27 MALTAIS Emma	20 NURSE Sarah	24 SPOONER Natalie
42 THOMPSON Claire		2 JAKUES Sophie
88 GOSLING Julia	43 O'NEILL Kristin	94 GARDINER Jennifer
4 TABIN Kati		

#### Legend:

+A Alternate Captain      +C Captain      Sn Starting position



### Game Summary

Tabella riassuntiva partita / Resume du match

**FIN - CAN 0 - 5 (0 - 1, 0 - 2, 0 - 2)**

Spectators	Referees	Linespersons
3826	29 COOKE Kelly (USA) , 62 DOYLE Melissa (USA)	16 HAJKOVA Kristyna (CZE) , 22 LUNDGREN Jessica (SWE)

#### Team Statistics

Period	Score	SVS	SOG	PIM	TPP	PPG	SHG
1	0 : 1	8 : 4	4 : 9	0 : 0	0:00 : 0:00	0 : 0	0 : 0
2	0 : 2	9 : 6	6 : 11	0 : 0	0:00 : 0:00	0 : 0	0 : 0
3	0 : 2	1 : 7	7 : 3	0 : 0	0:00 : 0:00	0 : 0	0 : 0
<b>Total</b>	<b>0 : 5</b>	<b>18 : 17</b>	<b>17 : 23</b>	<b>0 : 0</b>	<b>0:00 : 0:00</b>	<b>0 : 0</b>	<b>0 : 0</b>

#### 1st Period

Action	Time	ET/Res	Team	Type	No.	Name	(G) Name of Assistant(s) / Action Description
GK	00:00		CAN		35	DESBIENS AR	- Goalkeeper in
GK	00:00		FIN		1	AHOLA S	- Goalkeeper in
<b>Goal</b>	<b>15:12</b>	<b>0 : 1</b>	<b>CAN</b>	<b>EQ</b>	<b>94</b>	<b>GARDINER J</b>	(1) 88 GOSLING J On Ice FIN 1 7 9 16 24 77 43 O'NEILL K CAN 35 17 23 43 88 94

#### 2nd Period

Action	Time	ET/Res	Team	Type	No.	Name	(G) Name of Assistant(s) / Action Description
<b>Goal</b>	<b>31:38</b>	<b>0 : 2</b>	<b>CAN</b>	<b>EQ</b>	<b>95</b>	<b>WATTS D</b>	(1) 10 FILLIER S On Ice FIN 1 2 5 18 32 91 2 JAKUES S CAN 35 2 10 42 43 95
<b>Goal</b>	<b>33:40</b>	<b>0 : 3</b>	<b>CAN</b>	<b>EQ</b>	<b>43</b>	<b>O'NEILL K</b>	(1) 17 SHELTON E On Ice FIN 1 7 9 16 33 77 88 GOSLING J CAN 35 17 23 43 88 94

#### 3rd Period

Action	Time	ET/Res	Team	Type	No.	Name	(G) Name of Assistant(s) / Action Description
<b>Goal</b>	<b>41:22</b>	<b>0 : 4</b>	<b>CAN</b>	<b>EQ</b>	<b>26</b>	<b>CLARK E</b>	(1) 40 TURNBULL B On Ice FIN 1 2 5 12 24 61 7 STACEY L CAN 35 2 7 26 40 42
<b>Goal</b>	<b>53:29</b>	<b>0 : 5</b>	<b>CAN</b>	<b>EQ</b>	<b>26</b>	<b>CLARK E</b>	(2) 7 STACEY L On Ice FIN 1 2 5 10 18 22 CAN 35 4 7 23 26 40
GK	60:00		FIN				1 AHOLA S - Goalkeeper out
GK	60:00		CAN				35 DESBIENS AR - Goalkeeper out

#### Goalkeeper Records

##### Team : FIN - Finland

No.	Name	SOG	SVS	MIP
1	AHOLA Sanni	23	18	60:00
36	KEISALA Anni			

##### Team : CAN - Canada

No.	Name	SOG	SVS	MIP
35	DESBIENS Ann-Renee	17	17	60:00
38	MASCHMEYER Emerance			

#### Game Statistics

##### Team : FIN (Blue)

Head Coach : LEHTERA Tero

No.	Pos.	Name	Shots on Goal							Time on Ice												
			G	A	P	PIM	FO+	FO-	FO+/-	FO%	1	2	3	OT	TS	+/-	1	2	3	OT	TOT	SHF
7	D	RANTALA Sanni	0	0	0	0	0	0	0	0.00	0	1	0	1	-2	6:13	6:40	7:38		20:31	32	0:38
9	D	LAITINEN Nelli +A	0	0	0	0	0	0	0	0.00	0	1	0	1	-2	7:46	6:27	8:08		22:21	31	0:43
16	F	NIEMINEN Petra	0	0	0	0	10	6	4	62.50	0	0	1	1	-2	5:45	4:58	4:58		15:41	21	0:44
33	F	KARVINEN Michelle +C	0	0	0	0	0	0	0	0.00	0	0	0	0	-1	5:55	5:32	5:19		16:46	22	0:45
77	F	TAPANI Susanna	0	0	0	0	0	0	0	0.00	0	0	1	1	-2	5:30	4:54	5:38		16:02	22	0:43
8	D	SUORANTA Elli	0	0	0	0	0	0	0	0.00	1	0	0	1	0	8:55	7:56	6:54		23:45	32	0:44
24	F	VAINIKKA Viivi	0	0	0	0	2	1	1	66.67	0	0	0	0	-2	4:39	5:41	5:01		15:21	21	0:43
40	F	TULUS Noora	0	0	0	0	3	2	1	60.00	0	1	0	1	0	4:23	7:07	4:38		16:08	21	0:46
61	F	NUUTINEN Emma	0	0	0	0	0	0	0	0.00	0	1	0	1	-1	4:31	7:18	4:47		16:36	20	0:49
88	D	SAVOLAINEN Ronja +A	0	0	0	0	0	0	0	0.00	1	0	1	2	0	8:32	7:39	4:39		20:50	30	0:41
2	D	KARJALAINEN Sini	0	0	0	0	0	0	0	0.00	0	0	1	1	-3	3:42	6:04	5:43		15:29	28	0:33
6	D	HIIRIKOSKI Jenni	0	0	0	0	0	0	0	0.00	1	0	0	1	0	2:06	0:00	0:00		2:06	4	0:31
10	F	HOLOPAINEN Elisa	0	0	0	0	0	0	0	0.00	0	0	2	2	-1	5:18	4:05	4:36		13:59	20	0:41



Head Coach : LEHTERA Tero										Shots on Goal				Time on Ice									
No.	Pos.	Name	G	A	P	PIM	FO+	FO-	FO+/-	FO%	1	2	3	OT	TS	+/-	1	2	3	OT	TOT	SHF	AVG
12	F	VANHANEN Sanni	0	0	0	0	10	5	5	66.67	0	0	1	1	-1	5:34	3:38	4:46		13:58	20	0:41	
22	F	SCHALIN Julia	0	0	0	0	0	0	0	0.00	0	0	0	0	-1	5:49	5:32	4:45		16:06	21	0:46	
5	D	YRJOLA Siiri	0	0	0	0	0	0	0	0.00	0	0	0	0	-3	2:46	5:14	6:58		14:58	24	0:37	
18	F	NYLUND Jenniina	0	0	0	0	2	7	-5	22.22	0	0	0	0	-2	4:30	4:21	5:01		13:52	21	0:39	
32	F	VESA Emilia	0	0	0	0	0	0	0	0.00	0	1	0	1	-1	4:29	3:39	5:34		13:42	22	0:37	
91	F	LIKALA Julia	0	0	0	0	0	0	0	0.00	1	1	0	2	-1	3:37	3:15	4:57		11:49	20	0:35	
19	F	KUOPPALA Ida	0	0	0	0	0	0	0	0.00	0	0	0	0	0	0:00	0:00	0:00		0:00	0	0:00	
1	GK	AHOLA Sanni	0	0	0	0					0	0	0	0									
36	GK	KEISALA Anni	0	0	0	0					0	0	0	0									
<b>Total</b>			<b>0</b>	<b>0</b>	<b>0</b>	<b>0</b>	<b>27</b>	<b>21</b>	<b>6</b>	<b>56.25</b>	<b>4</b>	<b>6</b>	<b>7</b>	<b>17</b>									

Team : CAN (White)																							
Head Coach : RYAN Troy										Shots on Goal				Time on Ice									
No.	Pos.	Name	G	A	P	PIM	FO+	FO-	FO+/-	FO%	1	2	3	OT	TS	+/-	1	2	3	OT	TOT	SHF	AVG
3	D	LAROCQUE Jocelyne +A	0	0	0	0	0	0	0	0.00	0	0	0	0	0	0	7:07	7:21	3:32		18:00	22	0:49
10	F	FILLIER Sarah	0	1	1	0	0	0	0	0.00	1	0	0	1	+1	6:17	5:08	7:39		19:04	23	0:49	
14	D	FAST Renata	0	0	0	0	0	0	0	0.00	2	1	0	3	0	7:15	6:31	4:49		18:35	24	0:46	
19	F	JENNER Brianna +C	0	0	0	0	3	7	-4	30.00	0	0	0	0	0	7:00	4:27	7:23		18:50	20	0:56	
95	F	WATTS Daryl	1	0	1	0	0	0	0	0.00	0	1	0	1	+1	6:29	5:33	6:35		18:37	23	0:48	
7	F	STACEY Laura	0	2	2	0	0	0	0	0.00	1	2	0	3	+2	4:17	4:46	2:36		11:39	23	0:30	
17	D	SHELTON Ella	0	1	1	0	0	0	0	0.00	1	1	0	2	+2	5:53	6:48	6:05		18:46	28	0:40	
23	D	AMBROSE Erin	0	0	0	0	0	0	0	0.00	0	0	0	0	+3	5:04	3:41	6:26		15:11	23	0:39	
26	F	CLARK Emily	2	0	2	0	0	0	0	0.00	0	0	2	2	+2	4:39	5:06	3:54		13:39	23	0:35	
40	F	TURNBULL Blayre +A	0	1	1	0	3	7	-4	30.00	1	1	0	2	+2	4:20	4:53	3:08		12:21	23	0:32	
2	D	JAQUES Sophie	0	1	1	0	0	0	0	0.00	2	1	0	3	+2	6:05	6:27	6:48		19:20	25	0:46	
20	F	NURSE Sarah	0	0	0	0	6	10	-4	37.50	0	0	0	0	0	5:37	7:04	4:41		17:22	18	0:57	
24	F	SPOONER Natalie	0	0	0	0	0	0	0	0.00	0	0	1	1	0	7:02	7:27	4:39		19:08	18	1:03	
27	F	MALTAIS Emma	0	0	0	0	0	0	0	0.00	0	1	0	1	0	6:18	7:18	4:37		18:13	18	1:00	
42	D	THOMPSON Claire	0	0	0	0	0	0	0	0.00	0	0	0	0	+2	6:37	7:06	5:22		19:05	24	0:47	
4	D	TABIN Kati	0	0	0	0	0	0	0	0.00	0	0	0	0	+1	1:59	2:06	6:51		10:56	18	0:36	
43	F	O'NEILL Kristin	1	1	2	0	9	3	6	75.00	0	1	0	1	+3	3:14	3:36	4:50		11:40	19	0:36	
88	F	GOSLING Julia	0	2	2	0	0	0	0	0.00	0	2	0	2	+2	2:23	2:03	5:07		9:33	16	0:35	
94	F	GARDINER Jennifer	1	0	1	0	0	0	0	0.00	1	0	0	1	+2	2:24	2:39	4:58		10:01	16	0:37	
35	GK	DESBIENS Ann-Renee	0	0	0	0					0	0	0	0									
38	GK	MASCHMEYER Emerance	0	0	0	0					0	0	0	0									
<b>Total</b>			<b>5</b>	<b>9</b>	<b>14</b>	<b>0</b>	<b>21</b>	<b>27</b>	<b>-6</b>	<b>43.75</b>	<b>9</b>	<b>11</b>	<b>3</b>	<b>23</b>									

Group A

R	Team	GP	W	OTW	OTL	L	GDF	GF : GA	PTS
1	USA	4	4	0	0	0	+19	20 : 1	12
2	CAN	4	3	0	0	1	+8	14 : 6	9
3	CZE	4	1	0	1	2	-7	7 : 14	4
4	FIN	4	1	0	0	3	-10	3 : 13	3
5	SUI	4	0	1	0	3	-10	5 : 15	2

	CAN	CZE	FIN	SUI	USA
CAN		5:1	5:0	4:0	0:5
CZE	1:5		2:0	3:4	1:5
FIN	0:5	0:2		3:1	0:5
SUI	0:4	4:3	1:3		0:5
USA	5:0	5:1	5:0	5:0	



Legend:			
<b>(G)</b>	Goals in tournament	<b>+/-</b>	Plus/minus net
<b>A</b>	Assists	<b>AVG</b>	Average time on ice / shift
<b>ET/Res</b>	Penalty end time/Result of game	<b>F</b>	Forward
<b>FO-</b>	Face-offs lost	<b>FO+/-</b>	Face-offs net
<b>GDF</b>	Goal difference	<b>GF</b>	Goals for
<b>L</b>	Losses	<b>MIP</b>	Minutes in play (GK)
<b>OTL</b>	Overtime losses	<b>OTW</b>	Overtime wins
<b>Pos.</b>	Position	<b>PPG</b>	Power play goals
<b>SHF</b>	Number of shifts	<b>SHG</b>	Shorthanded goals
<b>TOT</b>	Total	<b>TPP</b>	Time on power play
		<b>+A</b>	Alternate Captain
		<b>D</b>	Defender
		<b>FO%</b>	% Face-offs won
		<b>G</b>	Goals
		<b>GK</b>	Goalkeeper
		<b>No.</b>	Jersey number
		<b>P</b>	Points
		<b>PTS</b>	Points
		<b>SOG</b>	Shots on goal
		<b>TS</b>	Total shots
		<b>+C</b>	Captain
		<b>EQ</b>	Equal strength
		<b>FO+</b>	Face-offs won
		<b>GA</b>	Goals against
		<b>GP</b>	Games played
		<b>OT</b>	Overtime
		<b>PIM</b>	Penalties in minutes
		<b>R</b>	Rank
		<b>SVS</b>	Saves
		<b>W</b>	Wins



Shot Chart

Tabella azioni di tiro / Analyse des tirs

FIN - CAN



1st Period




Shots by FIN  
Goal (o): 0  
Block (<): 3  
Save (+): 4  
Miss (-): 1

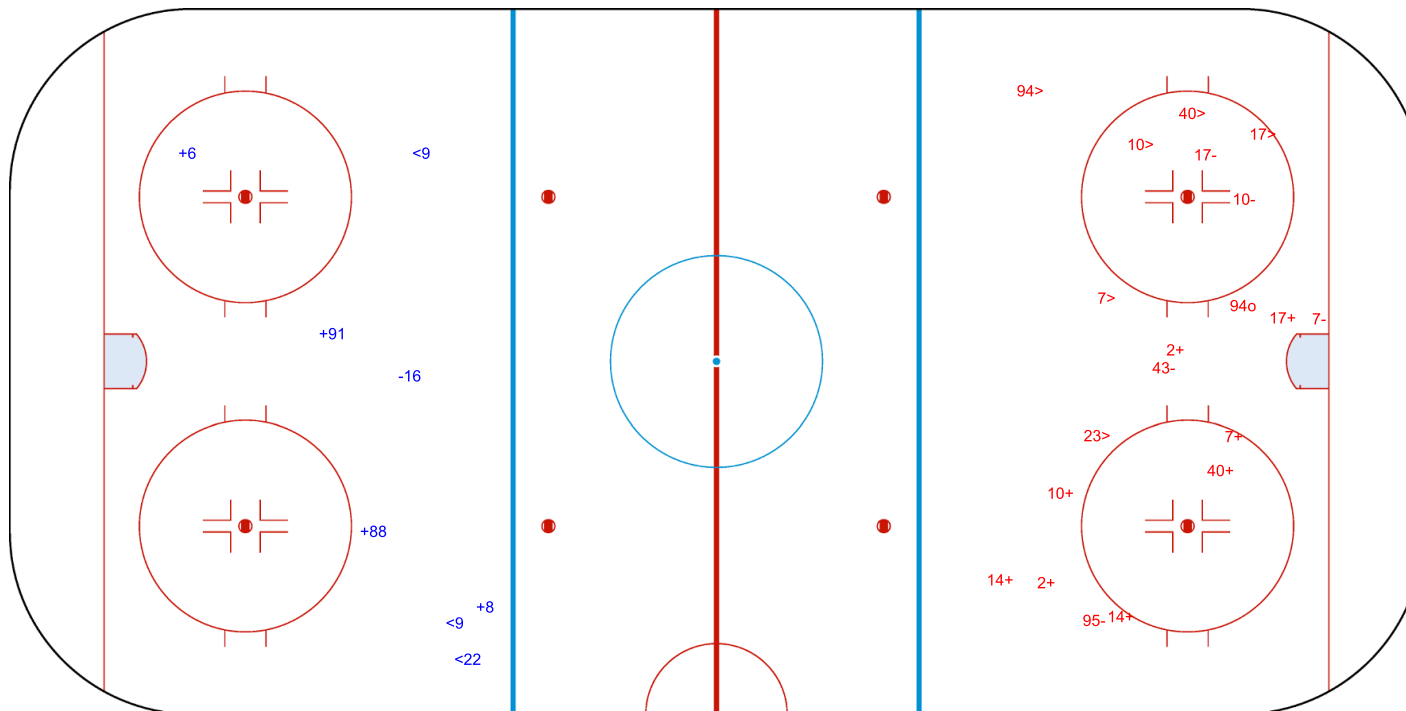


GK 35 of CAN

Shots by CAN  
Goal (o): 1  
Block (>): 6  
Save (+): 8  
Miss (-): 5



GK 1 of FIN





Milano Rho Ice Hockey

THU 12 FEB 2026

Start Time 14:30

Ice Hockey  
Hockey su ghiaccio / Hockey sur glace

Women  
Donne / Femmes

Preliminary round - Group A, Game 4


Turno preliminare - Gruppo A, Partita 4 / Tour preliminaire - Groupe A, Match 4



Shots by CAN

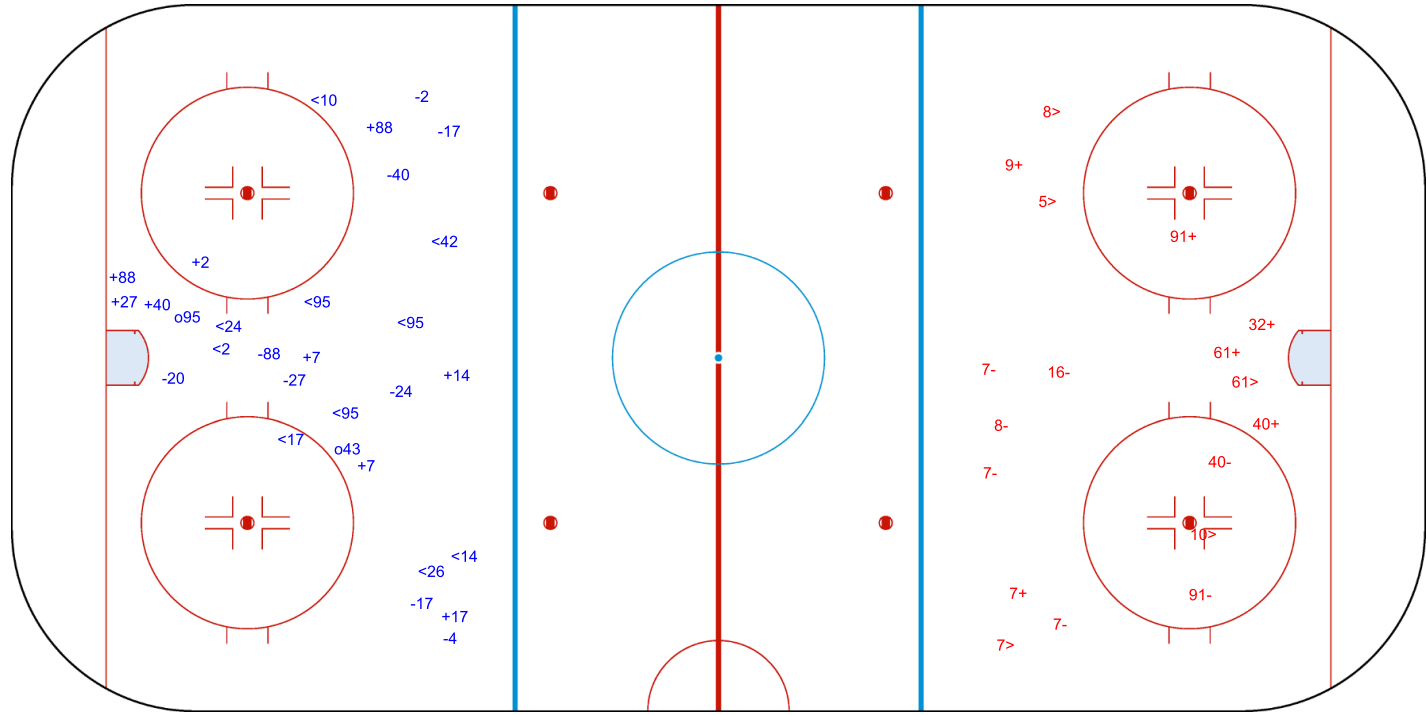
Goal (o): 2 Save (+): 9

Block (<): 10 Miss (-): 9



GK 1 of FIN

FIN 2nd Period CAN



Shots by FIN

Goal (o): 0 Save (+): 6

Block (>): 5 Miss (-): 7



GK 35 of CAN



Shots by FIN

Goal (o): 0

Block (<): 2

Save (+): 7

Miss (-): 1



GK 35 of CAN



3rd Period




Shots by CAN

Goal (o): 2

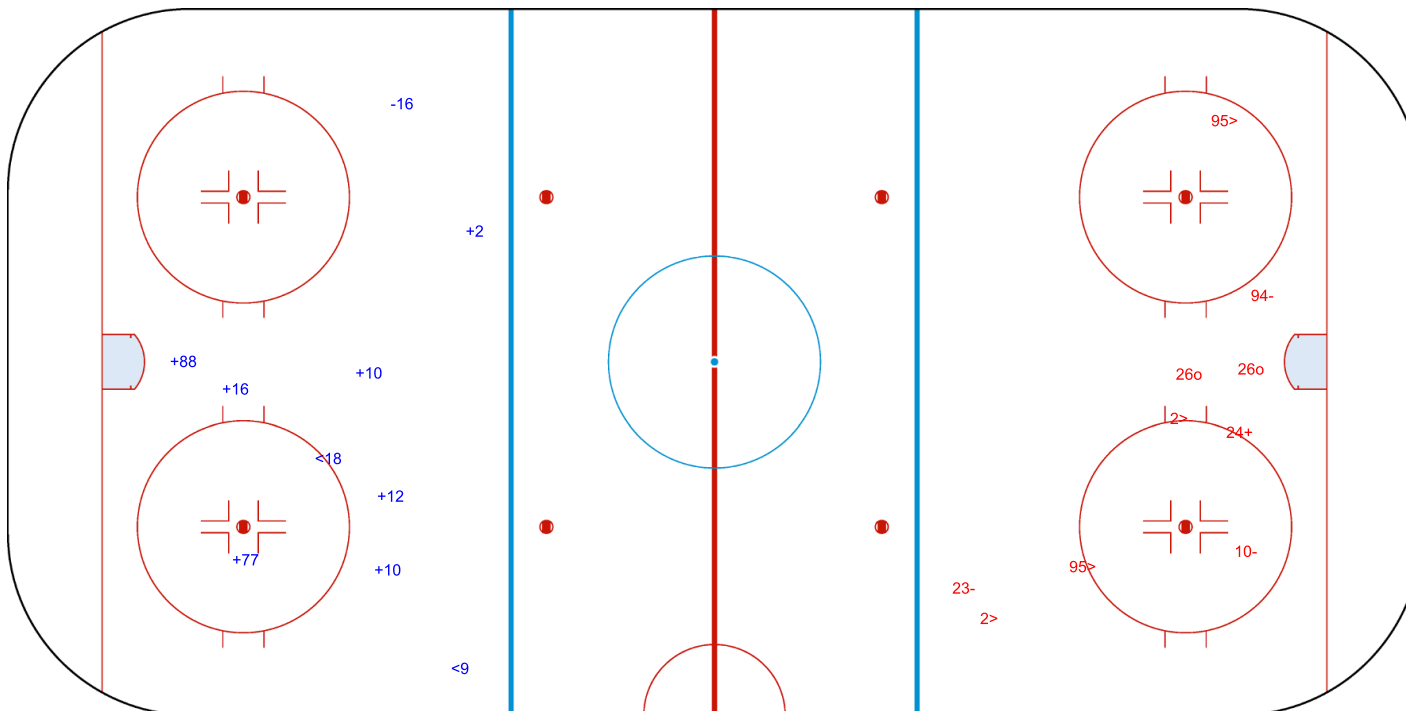
Block (>): 4

Save (+): 1

Miss (-): 3



GK 1 of FIN



Legend: GK Goalkeeper



## Face-off Chart

Tabella ingaggi / Statistiques des mises en jeu

### FIN - CAN

#### 1st PERIOD

	FIN		CAN		FIN		CAN		Total wins all zones
	Def. zone	Att. zone	Neutral zone		Att. zone	Def. zone			
	- 16	+ 43	+ 16	- 19	+ 24	- 43			
	+ 16	- 20	+ 12	- 20	- 24	+ 19			
	+ 12	- 19	+ 18	- 40					
	+ 16	- 20	+ 16	- 20					
	+ 16	- 43	- 18	+ 40					
	+ 12	- 20	- 40	+ 19					
Total wins / period	5 / 83%	1 / 17%	4 / 67%	2 / 33%	1 / 50%	1 / 50%	10 / 71%	4 / 29%	

#### 2nd PERIOD

	FIN		CAN		FIN		CAN		Total wins all zones
	Def. zone	Att. zone	Neutral zone		Att. zone	Def. zone			
	+ 18	- 40	+ 16	- 19	- 12	+ 20			
	- 18	+ 20	- 40	+ 40	- 12	+ 20			
	- 12	+ 40	- 12	+ 19	+ 12	- 20			
	- 18	+ 43	+ 40	- 19	- 12	+ 43			
	+ 12	- 40	+ 40	- 40	- 16	+ 43			
	+ 12	- 43			+ 24	- 40			
	- 16	+ 20			+ 16	- 20			
	+ 16	- 40			+ 12	- 20			
					- 16	+ 20			
Total wins / period	4 / 50%	4 / 50%	3 / 60%	2 / 40%	4 / 44%	5 / 56%	11 / 50%	11 / 50%	

#### 3rd PERIOD

	FIN		CAN		FIN		CAN		Total wins all zones
	Def. zone	Att. zone	Neutral zone		Att. zone	Def. zone			
	+ 40	- 19	+ 16	- 19	+ 12	- 20			
	+ 12	- 19	+ 12	- 20	+ 16	- 40			
			- 18	+ 43	- 16	+ 43			
			- 18	+ 43	- 16	+ 20			
					- 18	+ 43			
					- 18	+ 43			
Total wins / period	2 / 100%	0 / 0%	2 / 50%	2 / 50%	2 / 33%	4 / 67%	6 / 50%	6 / 50%	

#### TOTAL

	FIN		CAN		FIN		CAN		Total wins all zones
	Def. zone	Att. zone	Neutral zone		Att. zone	Def. zone			
Total wins / game	11 / 69%	5 / 31%	9 / 60%	6 / 40%	7 / 41%	10 / 59%	27 / 56%	21 / 44%	



HEAD TO HEAD

		CAN									
		No.	19	20	40	43	Tot.	wins FIN	Dz	Nz	Az
FIN	12	2 - 1	6 - 2	1 - 1	1 - 1	15	10 67%	5 83%	2 67%	3 50%	
	16	3 - 0	4 - 3	2 - 0	1 - 3	16	10 63%	4 67%	4 100%	2 33%	
	18		0 - 1	2 - 1	0 - 5	9	2 22%	1 33%	1 25%	0 0%	
	24	0 - 1		1 - 0	1 - 0	3	2 67%			2 67%	
	40	2 - 1		1 - 1		5	3 60%	1 100%	2 50%		
<b>Tot.</b>		10	16	10	12	48	27 56%	11 69%	9 60%	7 41%	
<b>wins CAN</b>		3 30%	6 38%	3 30%	9 75%	21 44%					
<b>Dz</b>		1 100%	4 50%	0 0%	5 83%	10 59%					
<b>Nz</b>		2 33%	0 0%	2 50%	2 100%	6 40%					
<b>Az</b>		0 0%	2 40%	1 25%	2 50%	5 31%					

Legend:

<b>Att.</b>	Attacking	<b>Az</b>	Attacking zone	<b>Def.</b>	Defending	<b>Dz</b>	Defending zone
<b>No.</b>	Jersey number	<b>Nz</b>	Neutral zone	<b>Tot.</b>	Total face-offs played		



**Line-Ups**  
Formazioni / Composition des equipes

**REVISED**  
6 FEB 12:25

**FRA - JPN**

**Referees**

62 DOYLE Melissa (USA), 10 McKENNA Michelle (CAN)

**Linespersons**

16 HAJKOVA Kristyna (CZE), 4 WELSH Kirsten (CAN)

**Goalkeepers**

**Team: FRA**

No.	Name
31	PIANEL COURIAUT Violette
32	PHILBERT Alice

**Team: JPN**

No.	Name
20	MASUHARA Miyuu
31	KAWAGUCHI Riko

**Team Line-ups**

**Team: FRA (Blue)**

No.	Pos.	Name
10	D	LECLERC Sophie
11	D	VILLIOT Lea
6	F	HUOT-MARCHAND Margot
12	F	DUVIN Estelle +A
16	F	ROZIER Clara +A
7	D	QUARTO Lucie
91	D	ZILLIOX Elina
8	F	BARBIRATI Jade
17	F	AURARD-BUSHEE Chloe
22	F	le SCODAN Manon
5	D	de SERRES Gabrielle
13	D	PELISSOU Marie-Pierre
19	F	BAUDRIT Lore +C
44	F	PEYNE--DINGIVAL Anais
85	F	BOUDIN Clemence
29	D	BERGER Lea
21	F	MESPLEDE Julia
24	F	NONNENMACHER Emma
55	F	GALBRUN Sehana
18	F	SIMON Anae

**Team: JPN (White)**

No.	Pos.	Name
3	D	SHIGA Aoi
6	D	SATO Kohane
11	F	SHIGA Akane
15	F	UKITA Rui
40	F	NORO Rio
2	D	KOIKE Shiori +C
8	D	HOSOYAMADA Akane +A
13	F	WAJIMA Yumeka
18	F	MAEDA Suzuka
41	F	NORO Riri
4	D	HITOSATO Ayaka +A
7	D	SEKI Kanami
14	F	TOKO Haruka
19	F	ITO Makoto
24	F	MIURA Mei
5	D	YAMASHITA Shiori
9	D	AKIMOTO Nana
17	F	TADA Ai
27	F	KOYAMA Remi
91	F	ODAIRA Umeka

**Head Coach:** TARLE Gregory

**Head Coach:** IIZUKA Yuji

**NOT DRESSED:**

1 GK MAMERI Margaux

**NOT DRESSED:**

30 GK HALLORAN Rei

Legend:		+C	Captain	D	Defender	F	Forward
+A	Alternate Captain	Pos.	Position				
No.	Jersey number						

**REVISED** Revised to correct Linesperson assignments.



**Graphical Line-ups**  
Schema grafico formazioni / Alignments

**REVISED**  
6 FEB 12:25

**FRA - JPN**

**Referees**

62 DOYLE Melissa (USA), 10 McKENNA Michelle (CAN)

**Linespersons**

16 HAJKOVA Kristyna (CZE), 4 WELSH Kirsten (CAN)

**Team:** FRA - France (Blue)

**Head Coach:** TARLE Gregory

S1 32 PHILBERT Alice		
31 PIANEL COURIAUT Violette		
S4 6 HUOT-MARCHAND Margot	12 DUVIN Estelle +A	16 ROZIER Clara +A
11 VILLIOT Lea	10 LECLERC Sophie	
22 le SCODAN Manon	8 BARBIRATI Jade	S5 17 AURARD-BUSHEE Chloe
91 ZILLIOX Elina		7 QUARTO Lucie
44 PEYNE--DINGIVAL Anais	S6 19 BAUDRIT Lore +C	85 BOUDIN Clemence
S2 5 de SERRES Gabrielle	S3 13 PELISSOU Marie-Pierre	
55 GALBRUN Sehana	21 MESPLEDE Julia	24 NONNENMACHER Emma
		29 BERGER Lea
18 SIMON Anae		

**Team:** JPN - Japan (White)

**Head Coach:** IIZUKA Yuji

S1 20 MASUHARA Miyuu		
31 KAWAGUCHI Riko		
S4 11 SHIGA Akane	S6 40 NORO Rio	S5 15 UKITA Rui
S2 3 SHIGA Aoi	S3 6 SATO Kohane	
13 WAJIMA Yumeka	18 MAEDA Suzuka	41 NORO Riri
8 HOSOYAMADA Akane +A		2 KOIKE Shiori +C
24 MIURA Mei	19 ITO Makoto	14 TOKO Haruka
4 HITOSATO Ayaka +A		7 SEKI Kanami
27 KOYAMA Remi	91 ODAIRA Umeka	17 TADA Ai
9 AKIMOTO Nana		5 YAMASHITA Shiori

**Legend:**

**+A** Alternate Captain      **+C** Captain      **Sn** Starting position

**REVISED**

Revised to correct Linesperson assignments.



### Game Summary

Tabella riassuntiva partita / Resume du match

**REVISED**  
6 FEB 14:57

**FRA - JPN 2 - 3 (0 - 0 , 1 - 1 , 1 - 2)**

Spectators	Referees	Linespersons
3424	62 DOYLE Melissa (USA) , 10 McKENNA Michelle (CAN)	16 HAJKOVA Kristyna (CZE) , 4 WELSH Kirsten (CAN)

#### Team Statistics

Period	Score	SVS	SOG	PIM	TPP	PPG	SHG
1	0 : 0	12 : 8	8 : 12	0 : 0	0:00 : 0:00	0 : 0	0 : 0
2	1 : 1	11 : 8	9 : 12	0 : 0	0:00 : 0:00	0 : 0	0 : 0
3	1 : 2	12 : 7	8 : 14	2 : 2	1:00 : 2:00	1 : 0	0 : 0
<b>Total</b>	<b>2 : 3</b>	<b>35 : 23</b>	<b>25 : 38</b>	<b>2 : 2</b>	<b>1:00 : 2:00</b>	<b>1 : 0</b>	<b>0 : 0</b>

#### 1st Period

Action	Time	ET/Res	Team	Type	No.	Name	(G) Name of Assistant(s) / Action Description
GK	00:00		JPN		20	MASUHARA M	- Goalkeeper in
GK	00:00		FRA		32	PHILBERT A	- Goalkeeper in

No game actions in this period

#### 2nd Period

Action	Time	ET/Res	Team	Type	No.	Name	(G) Name of Assistant(s) / Action Description
<b>Goal</b>	<b>38:34</b>	<b>0 : 1</b>	<b>JPN</b>	<b>EQ</b>	<b>15</b>	<b>UKITA R</b>	(1) 11 SHIGA A On Ice FRA 32 5 6 10 12 16 6 SATO K JPN 20 3 6 11 15 40
<b>Goal</b>	<b>39:42</b>	<b>1 : 1</b>	<b>FRA</b>	<b>EQ</b>	<b>19</b>	<b>BAUDRIT L</b>	(1) 22 le SCODAN M On Ice FRA 32 10 11 19 22 44 44 PEYNE--DINGIVAL A JPN 20 4 7 14 19 24

#### 3rd Period

Action	Time	ET/Res	Team	Type	No.	Name	(G) Name of Assistant(s) / Action Description
Penalty	44:38	46:38	FRA	2 min.	91	ZILLIOX E	- Tripping
<b>Goal</b>	<b>56:30</b>	<b>1 : 2</b>	<b>JPN</b>	<b>EQ</b>	<b>19</b>	<b>ITO M</b>	(1) 27 KOYAMA R On Ice FRA 32 10 11 19 21 44 24 MIURA M JPN 20 3 6 19 24 27
Time-out	56:30		FRA				
GK	57:30		FRA				32 PHILBERT A - Goalkeeper out
<b>Goal</b>	<b>57:50</b>	<b>1 : 3</b>	<b>JPN</b>	<b>EQ</b>	<b>18</b>	<b>MAEDA S</b>	(1) 41 NORO R On Ice FRA 5 11 12 16 17 22 ENG JPN 20 2 8 13 18 41
GK	57:50		FRA		32	PHILBERT A	- Goalkeeper in
Penalty	58:47	59:47	JPN	2 min.	7	SEKI K	- Holding
GK	58:47		FRA				32 PHILBERT A - Goalkeeper out
<b>Goal</b>	<b>59:47</b>	<b>2 : 3</b>	<b>FRA</b>	<b>PP1</b>	<b>5</b>	<b>de SERRES G</b>	(2) 12 DUVIN E On Ice FRA 5 6 12 16 17 22 EA 17 AURARD-BUSHEE C JPN 20 3 6 11 15 *
GK	59:47		FRA		32	PHILBERT A	- Goalkeeper in
GK	60:00		JPN				20 MASUHARA M - Goalkeeper out
GK	60:00		FRA				32 PHILBERT A - Goalkeeper out

#### Goalkeeper Records

Team : FRA - France

No.	Name	SOG	SVS	MIP
32	PHILBERT Alice	37	35	58:40
31	PIANEL COURIAUT Violette			

Team : JPN - Japan

No.	Name	SOG	SVS	MIP
20	MASUHARA Miyuu	25	23	60:00
31	KAWAGUCHI Riko			

#### Game Statistics

Team : FRA (Blue)											Shots on Goal				Time on Ice								
Head Coach : TARLE Gregory																							
No.	Pos.	Name	G	A	P	PIM	FO+	FO-	FO+/-	FO%	1	2	3	OT	TS	+/-	1	2	3	OT	TOT	SHF	AVG
6	F	HUOT-MARCHAND Margot	0	0	0	0	0	0	0	0.00	1	1	1		3	-1	6:56	5:31	7:40		20:07	28	0:43
10	D	LECLERC Sophie	0	0	0	0	0	0	0	0.00	0	0	0		0	-1	5:22	7:41	6:47		19:50	26	0:45
11	D	VILLIOT Lea	0	0	0	0	0	0	0	0.00	0	1	0		1	-1	6:05	5:39	5:39		17:23	25	0:41
12	F	DUVIN Estelle +A	0	1	1	0	9	12	-3	42.86	0	0	1		1	-2	8:11	5:43	7:21		21:15	28	0:45
16	F	ROZIER Clara +A	0	0	0	0	0	0	0	0.00	0	0	0		0	-2	6:13	5:50	8:10		20:13	25	0:48



Head Coach : TARLE Gregory										Shots on Goal				Time on Ice									
No.	Pos.	Name	G	A	P	PIM	FO+	FO-	FO+/-	FO%	1	2	3	OT	TS	+/-	1	2	3	OT	TOT	SHF	AVG
7	D	QUARTO Lucie	0	0	0	0	0	0	0	0.00	0	0	0	0	0	0	5:55	3:57	4:08		14:00	21	0:40
8	F	BARBIRATI Jade	0	0	0	0	9	6	3	60.00	0	2	1	3	0	0	4:05	6:04	6:52		17:01	20	0:51
17	F	AURARD-BUSHEE Chloe	0	1	1	0	0	0	0	0.00	0	0	2	2	-1	0	5:27	6:54	9:41		22:02	24	0:55
22	F	le SCODAN Manon	0	1	1	0	0	0	0	0.00	1	1	1	3	0	0	5:31	6:45	6:27		18:43	22	0:51
91	D	ZILLIOX Elina	0	0	0	2	0	0	0	0.00	1	0	0	1	0	0	5:18	4:00	2:16		11:34	21	0:33
5	D	de SERRES Gabrielle	1	0	1	0	0	0	0	0.00	0	0	1	1	-2	0	8:31	10:21	10:43		29:35	26	1:08
13	D	PELISSOU Marie-Pierre	0	0	0	0	0	0	0	0.00	0	0	0	0	0	0	8:49	8:22	10:23		27:34	27	1:01
19	F	BAUDRIT Lore +C	1	0	1	0	7	8	-1	46.67	0	1	1	2	0	0	3:42	8:08	6:05		17:55	22	0:48
44	F	PEYNE--DINGIVAL Anais	0	1	1	0	0	0	0	0.00	0	0	0	0	0	0	4:26	5:45	4:08		14:19	18	0:47
85	F	BOUDIN Clemence	0	0	0	0	0	0	0	0.00	1	0	0	1	0	0	4:51	3:36	0:09		8:36	11	0:46
21	F	MESPLEDE Julia	0	0	0	0	0	1	-1	0.00	3	1	0	4	-1	0	5:07	2:09	3:12		10:28	13	0:48
24	F	NONNENMACHER Emma	0	0	0	0	0	0	0	0.00	0	0	0	0	0	0	3:01	1:38	0:00		4:39	6	0:46
29	D	BERGER Lea	0	0	0	0	0	0	0	0.00	0	0	0	0	0	0	0:00	0:00	0:00		0:00	0	0:00
55	F	GALBRUN Sehana	0	0	0	0	0	0	0	0.00	1	1	0	2	0	0	2:28	1:57	0:00		4:25	6	0:44
18	F	SIMON Anae	0	0	0	0	0	0	0	0.00	0	1	0	1	0	0	0:00	0:00	0:00		0:00	0	0:00
31	GK	PIANEL COURIAUT Violette	0	0	0	0					0	0	0	0									
32	GK	PHILBERT Alice	0	0	0	0					0	0	0	0									
<b>Total</b>			<b>2</b>	<b>4</b>	<b>6</b>	<b>2</b>	<b>25</b>	<b>27</b>	<b>-2</b>	<b>48.08</b>	<b>8</b>	<b>9</b>	<b>8</b>	<b>25</b>									

Team : JPN (White)

Head Coach : IIZUKA Yuji										Shots on Goal				Time on Ice									
No.	Pos.	Name	G	A	P	PIM	FO+	FO-	FO+/-	FO%	1	2	3	OT	TS	+/-	1	2	3	OT	TOT	SHF	AVG
3	D	SHIGA Aoi	0	0	0	0	0	0	0	0.00	1	1	1	3	+2	0	5:56	5:32	8:34		20:02	29	0:41
6	D	SATO Kohane	0	1	1	0	0	0	0	0.00	1	0	1	2	+2	0	6:01	7:48	8:33		22:22	29	0:46
11	F	SHIGA Akane	0	1	1	0	0	0	0	0.00	1	2	1	4	+1	0	6:24	7:19	7:21		21:04	29	0:43
15	F	UKITA Rui	1	0	1	0	2	2	0	50.00	1	1	1	3	+1	0	6:22	7:09	7:26		20:57	30	0:41
40	F	NORO Rio	0	0	0	0	7	10	-3	41.18	0	0	3	3	+1	0	6:07	7:05	4:53		18:05	25	0:43
2	D	KOIKE Shiori +C	0	0	0	0	0	0	0	0.00	1	1	1	3	+1	0	5:51	6:46	4:52		17:29	26	0:40
8	D	HOSOYAMADA Akane +A	0	0	0	0	0	0	0	0.00	0	0	2	2	+1	0	6:47	6:25	5:17		18:29	25	0:44
13	F	WAJIMA Yumeka	0	0	0	0	0	0	0	0.00	0	2	0	2	+1	0	5:36	5:06	7:05		17:47	29	0:36
18	F	MAEDA Suzuka	1	0	1	0	6	7	-1	46.15	0	1	1	2	+1	0	6:23	6:27	6:26		19:16	25	0:46
41	F	NORO Riri	0	1	1	0	0	0	0	0.00	0	0	1	1	+1	0	5:40	6:31	6:56		19:07	25	0:45
4	D	HITOSATO Ayaka +A	0	0	0	0	0	0	0	0.00	2	0	0	2	-1	0	5:59	5:41	6:07		17:47	25	0:42
7	D	SEKI Kanami	0	0	0	2	0	0	0	0.00	0	1	0	1	-1	0	5:34	5:13	5:06		15:53	25	0:38
14	F	TOKO Haruka	0	0	0	0	3	1	2	75.00	0	0	0	0	-1	0	5:42	4:19	5:54		15:55	25	0:38
19	F	ITO Makoto	1	0	1	0	8	4	4	66.67	2	0	2	4	0	0	5:33	5:29	5:18		16:20	24	0:40
24	F	MIURA Mei	0	1	1	0	0	0	0	0.00	2	1	0	3	0	0	6:47	5:54	6:44		19:25	26	0:44
5	D	YAMASHITA Shiori	0	0	0	0	0	0	0	0.00	0	0	0	0	0	0	1:44	1:32	0:28		3:44	5	0:44
9	D	AKIMOTO Nana	0	0	0	0	0	0	0	0.00	0	1	0	1	0	0	2:08	1:03	0:20		3:31	4	0:52
17	F	TADA Ai	0	0	0	0	0	0	0	0.00	0	0	0	0	0	0	1:59	1:06	0:00		3:05	4	0:46
27	F	KOYAMA Remi	0	1	1	0	0	0	0	0.00	1	1	0	2	+1	0	1:41	2:33	0:02		4:16	6	0:42
91	F	ODAIRA Umeka	0	0	0	0	1	1	0	50.00	0	0	0	0	0	0	1:46	1:02	0:00		2:48	4	0:42
20	GK	MASUHARA Miyuu	0	0	0	0					0	0	0	0									
31	GK	KAWAGUCHI Riko	0	0	0	0					0	0	0	0									
<b>Total</b>			<b>3</b>	<b>5</b>	<b>8</b>	<b>2</b>	<b>27</b>	<b>25</b>	<b>2</b>	<b>51.92</b>	<b>12</b>	<b>12</b>	<b>14</b>	<b>38</b>									

Group B

R	Team	GP	W	OTW	OTL	L	GDF	GF : GA	PTS
1	SWE	1	1	0	0	0	+3	4 : 1	3
2	ITA	1	1	0	0	0	+3	4 : 1	3
3	JPN	1	1	0	0	0	+1	3 : 2	3
4	GER	1	0	0	0	1	-3	1 : 4	0
5	FRA	2	0	0	0	2	-4	3 : 7	0

	FRA	GER	ITA	JPN	SWE
FRA		MON 09 FEB 16:40	1:4	2:3	SUN 08 FEB 16:40
GER	MON 09 FEB 16:40		TUE 10 FEB 16:40	SAT 07 FEB 12:10	1:4
ITA	4:1	TUE 10 FEB 16:40		MON 09 FEB 12:10	SAT 07 FEB 14:40
JPN	3:2	SAT 07 FEB 12:10	MON 09 FEB 12:10		TUE 10 FEB 12:10
SWE	SUN 08 FEB 16:40	4:1	SAT 07 FEB 14:40	TUE 10 FEB 12:10	



Legend:							
<b>(G)</b>	Goals in tournament	*	Does not count for Plus/minus	<b>+/-</b>	Plus/minus net	<b>+A</b>	Alternate Captain
<b>+C</b>	Captain	<b>A</b>	Assists	<b>AVG</b>	Average time on ice / shift	<b>D</b>	Defender
<b>EA</b>	Extra attacker	<b>ENG</b>	Empty net goal	<b>EQ</b>	Equal strength	<b>ET/Res</b>	Penalty end time/Result of game
<b>F</b>	Forward	<b>FO%</b>	% Face-offs won	<b>FO+</b>	Face-offs won	<b>FO-</b>	Face-offs lost
<b>FO+/-</b>	Face-offs net	<b>G</b>	Goals	<b>GA</b>	Goals against	<b>GDF</b>	Goal difference
<b>GF</b>	Goals for	<b>GK</b>	Goalkeeper	<b>GP</b>	Games played	<b>L</b>	Losses
<b>MIP</b>	Minutes in play (GK)	<b>No.</b>	Jersey number	<b>OT</b>	Overtime	<b>OTL</b>	Overtime losses
<b>OTW</b>	Overtime wins	<b>P</b>	Points	<b>PIM</b>	Penalties in minutes	<b>Pos.</b>	Position
<b>PP1</b>	Power play - 1 player	<b>PPG</b>	Power play goals	<b>PTS</b>	Points	<b>R</b>	Rank
<b>SHF</b>	Number of shifts	<b>SHG</b>	Shorthanded goals	<b>SOG</b>	Shots on goal	<b>SVS</b>	Saves
<b>TOT</b>	Total	<b>TPP</b>	Time on power play	<b>TS</b>	Total shots	<b>W</b>	Wins

**REVISED** Revised to correct the time of Team FRA goal at 59:47 and the time Team FRA Goalkeeper in time at 59:47.



Shot Chart

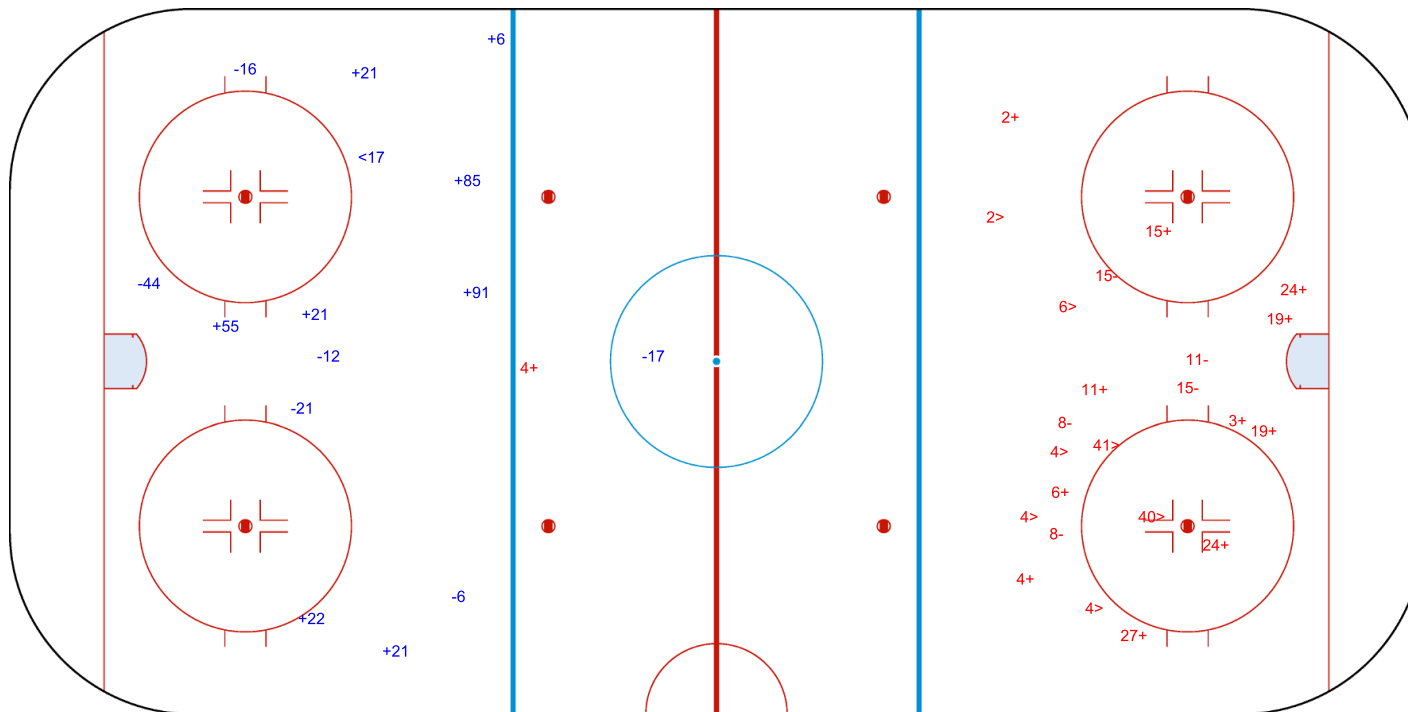
Tabella azioni di tiro / Analyse des tirs

FRA - JPN

Shots by FRA  
Goal (o): 0  
Block (<): 1  
Save (+): 8  
Miss (-): 6



GK 20 of JPN



Shots by JPN  
Goal (o): 0  
Block (>): 7  
Save (+): 12  
Miss (-): 5



GK 32 of FRA



Milano Rho Ice Hockey

FRI 6 FEB 2026

Start Time 12:10

Ice Hockey  
Hockey su ghiaccio / Hockey sur glace

Women  
Donne / Femmes

Preliminary round - Group B, Game 5

Turno preliminare - Gruppo B, Partita 5 / Tour preliminaire - Groupe B, Match 5




Shots by JPN  
Goal (o): 1  
Block (<): 6  
Save (+): 11  
Miss (-): 7




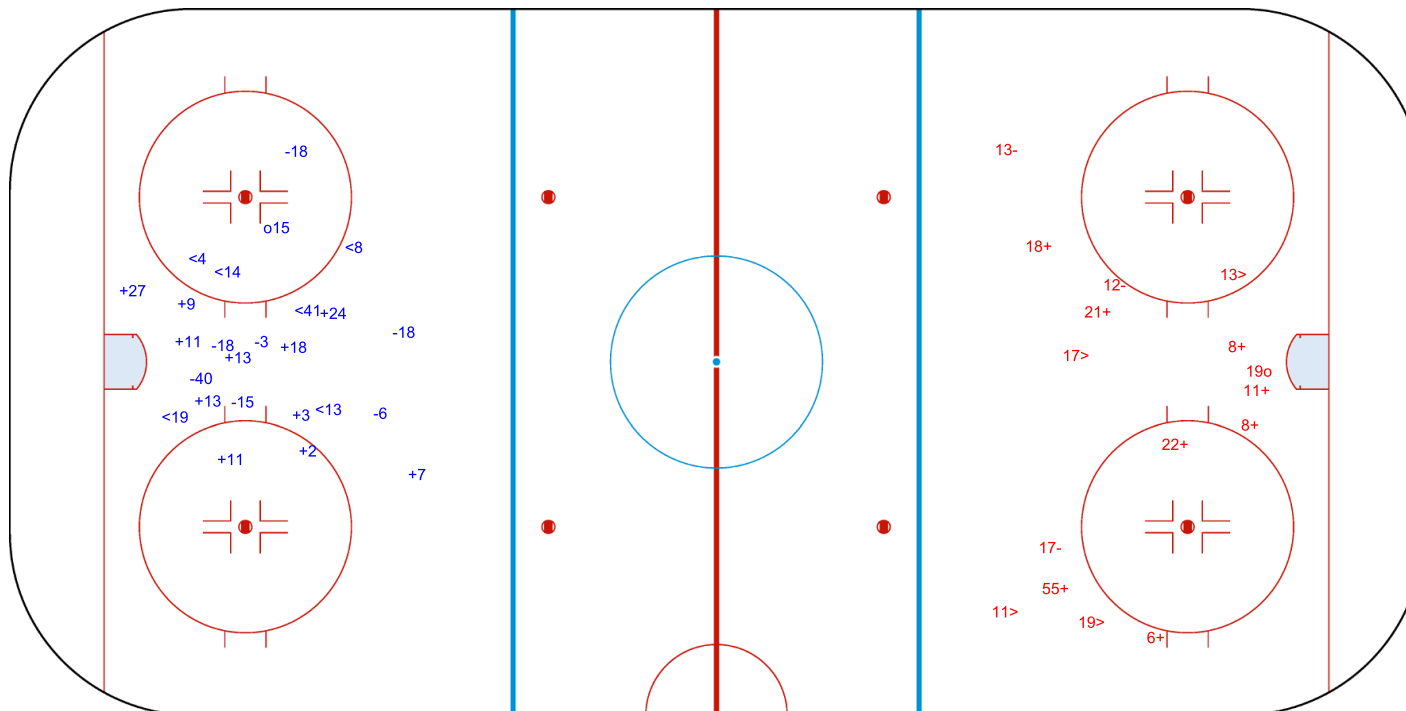
2nd Period



Shots by FRA  
Goal (o): 1  
Block (>): 4  
Save (+): 8  
Miss (-): 3




GK 32 of FRA



GK 20 of JPN

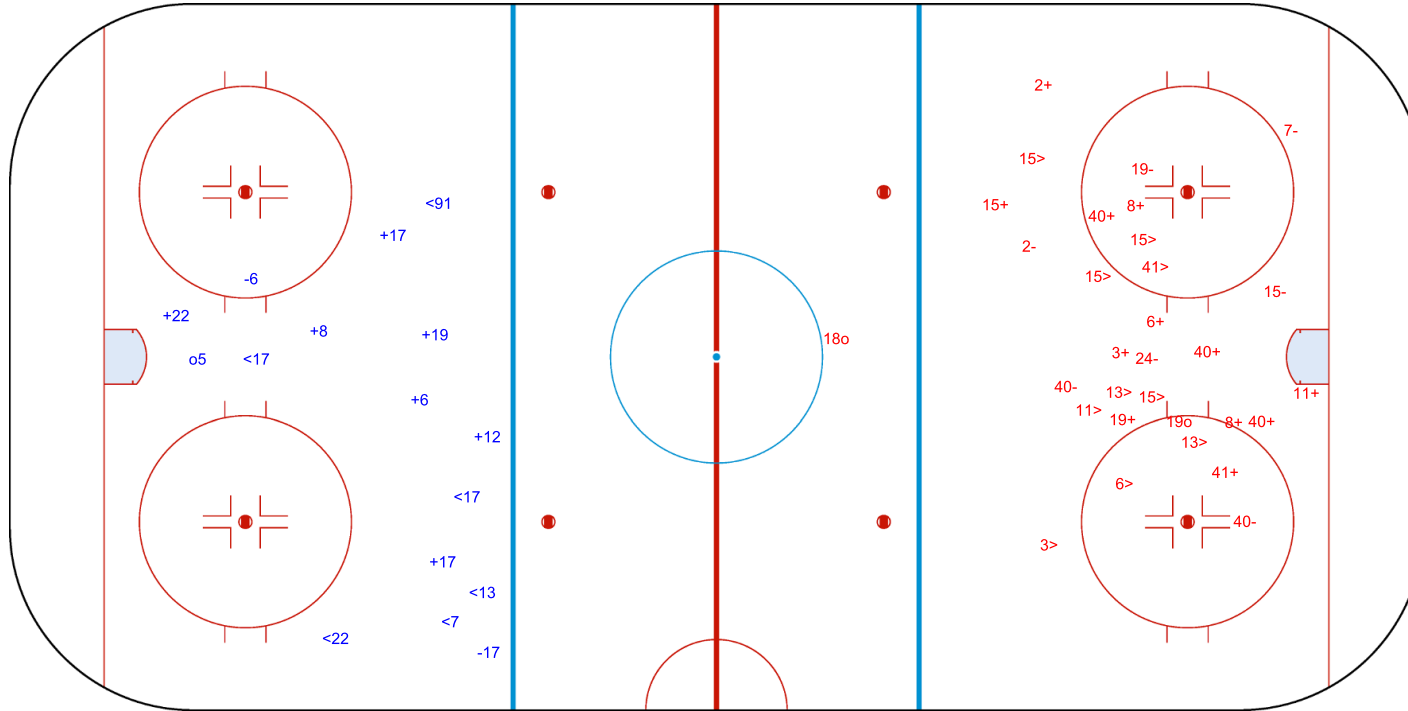


Shots by FRA  
Goal (o): 1  
Block (<): 6  
Save (+): 7  
Miss (-): 2



GK 20 of JPN

JPN → 3rd Period ← FRA



Shots by JPN  
Goal (o): 2  
Block (>): 10  
Save (+): 12  
Miss (-): 7



GK 32 of FRA



ENG

<b>Legend:</b>			
ENG	Empty net goal	GK	Goalkeeper



### Face-off Chart

Tabella ingaggi / Statistiques des mises en jeu

#### FRA - JPN

##### 1st PERIOD

	FRA		JPN		FRA		JPN		Total wins all zones	
	Def. zone	Att. zone	Neutral zone		Att. zone	Def. zone			FRA	JPN
	+ 19	- 18	+ 19	- 40	- 8	+ 19				
	+ 12	- 40	+ 19	- 18	- 21	+ 40				
	- 12	+ 19	- 8	+ 19	+ 8	- 40				
	+ 19	- 91			- 19	+ 40				
	- 12	+ 18								
	+ 8	- 40								
	- 12	+ 18								
	- 12	+ 18								
	+ 12	- 40								
Total wins / period	5 / 56%	4 / 44%	2 / 67%	1 / 33%	1 / 25%	3 / 75%			8 / 50%	8 / 50%

##### 2nd PERIOD

	FRA		JPN		FRA		JPN		Total wins all zones	
	Def. zone	Att. zone	Neutral zone		Att. zone	Def. zone			FRA	JPN
	+ 12	- 18	+ 19	- 40	+ 8	- 18				
	- 12	+ 19	- 12	+ 40	+ 12	- 18				
	- 19	+ 19	+ 8	- 19	+ 8	- 40				
	- 12	+ 18	+ 8	- 18	- 19	+ 91				
	+ 8	- 19	+ 12	- 40	+ 8	- 40				
	- 19	+ 14								
Total wins / period	2 / 33%	4 / 67%	4 / 80%	1 / 20%	4 / 80%	1 / 20%			10 / 63%	6 / 37%

##### 3rd PERIOD

	FRA		JPN		FRA		JPN		Total wins all zones	
	Def. zone	Att. zone	Neutral zone		Att. zone	Def. zone			FRA	JPN
	+ 12	- 19	- 19	+ 40	- 12	+ 14				
	- 19	+ 15	- 8	+ 19	+ 12	- 19				
	+ 19	- 15	- 19	+ 40	- 12	+ 19				
	- 19	+ 15	- 12	+ 19	- 8	+ 18				
	+ 19	- 40	+ 12	- 14	+ 8	- 18				
	- 12	+ 18			+ 12	- 15				
	- 8	+ 40								
	- 8	+ 40								
	- 12	+ 14								
Total wins / period	3 / 33%	6 / 67%	1 / 20%	4 / 80%	3 / 50%	3 / 50%			7 / 35%	13 / 65%



TOTAL

Total wins / game	FRA		JPN		FRA		JPN		Total wins all zones	
	Def. zone	Att. zone	Neutral zone		Att. zone	Def. zone	FRA	JPN		
	10 / 42%	14 / 58%	7 / 54%	6 / 46%	8 / 53%	7 / 47%	25 / 48%	27 / 52%		

HEAD TO HEAD

No.	JPN						Tot.	wins FRA	Dz	Nz	Az
	14	15	18	19	40	91					
8			3 - 1	2 - 3	4 - 2		15	9 60%	2 50%	2 50%	5 71%
12	1 - 2	1 - 0	2 - 5	2 - 4	3 - 1		21	9 43%	4 33%	2 50%	3 60%
19	0 - 1	1 - 2	2 - 0	0 - 1	3 - 3	1 - 1	15	7 47%	4 50%	3 60%	0 0%
21					0 - 1		1	0 0%			0 0%
Tot.	4	4	13	12	17	2	52	25 48%	10 42%	7 54%	8 53%
wins JPN	3 75%	2 50%	6 46%	8 67%	7 41%	1 50%	27 52%				
Dz	1 100%	0 0%	1 25%	2 67%	2 40%	1 100%	7 47%				
Nz	0 0%		0 0%	3 75%	3 50%		6 46%				
Az	2 100%	2 67%	5 71%	3 60%	2 33%	0 0%	14 58%				

<b>Legend:</b>	<b>Att.</b> Attacking	<b>Az</b> Attacking zone	<b>Def.</b> Defending	<b>Dz</b> Defending zone
<b>No.</b> Jersey number	<b>Nz</b> Neutral zone	<b>Tot.</b> Total face-offs played		



## Line-Ups

Formazioni / Composition des equipes

### CZE - SUI

#### Referees

14 HENRIKSSON Ida (SWE), 12 HILLER Samantha (USA)

#### Linespersons

7 CLARKE Alexandra (CAN), 60 ZACH Erin (CAN)

#### Goalkeepers

Team: CZE

No.	Name
1	HESOVA Michaela
29	PESLAROVA Klara

Team: SUI

No.	Name
29	MAURER Saskia
70	WAGNER Monja

#### Team Line-ups

Team: CZE (Red)

No.	Pos.	Name
4	D	PEJSOVA Daniela
28	D	NEUBAUEROVA Noemi
16	F	MRAZOVA Katerina +A
19	F	MLYNKOVA Natalie
21	F	VANISOVA Tereza
2	D	TEJRALOVA Aneta +C
15	D	TRNKOVA Andrea
8	F	PISTEKOVA Tereza
10	F	KRIZOVA Denisa +A
22	F	PLOSOVA Tereza
14	D	LASKOVA Dominika
24	D	CAJANOVA Sara
3	F	SAPOVALIVOVA Adela
12	F	HYMLAROVA Klara
98	F	KALTOUNKOVA Kristyna
7	D	SEROISZKOVA Klara
6	F	VOCETKOVA Linda
20	F	JURICKOVA Barbora
26	F	PRIBYLOVA Vendula

Team: SUI (White)

No.	Pos.	Name
17	D	CHRISTEN Lara
82	D	BAECHLER Alessia
7	F	STALDER Lara +C
21	F	ENZLER Rahel
25	F	MULLER Alina +A
15	D	MERIGUET Laure
16	D	VALLARIO Nicole
11	F	ZIMMERMANN Laura
13	F	WEY Ivana
28	F	MARTI Alina
9	D	SIGRIST Shannon
18	D	WETLI Stefanie
22	F	LEEMANN Sinja
53	F	SCHAEFER Vanessa
71	F	LUTZ Lena Marie
2	D	BUCHI Annic
8	F	QUENNEC Kaleigh +A
26	F	HERZIG Naemi
68	F	BALZER Leoni
12	F	RUEDI Lisa

Head Coach: MACLEOD Carla Rae

Head Coach: MULLER Colin

#### NOT DRESSED:

18 F PEJZLOVA Michaela  
32 GK PEJSOVA Julie

#### NOT DRESSED:

20 GK BRAENDLI Andrea

#### Legend:

+A Alternate Captain      +C Captain      D Defender      F Forward  
No. Jersey number      Pos. Position



## Graphical Line-ups

Schema grafico formazioni / Alignments

### CZE - SUI

#### Referees

14 HENRIKSSON Ida (SWE), 12 HILLER Samantha (USA)

#### Linespersons

7 CLARKE Alexandra (CAN), 60 ZACH Erin (CAN)

Team: CZE - Czechia (Red)

Head Coach: MACLEOD Carla Rae

S1 1 HESOVA Michaela		
29 PESLAROVA Klara		
S6 21 VANISOVA Tereza	S4 16 MRAZOVA Katerina +A	S5 19 MLYNKOVA Natalie
S2 4 PEJSOVA Daniela	S3 28 NEUBAUEROVA Noemi	
10 KRIZOVA Denisa +A	8 PISTEKOVA Tereza	22 PLOSOVA Tereza
2 TEJRALOVA Aneta +C	15 TRNKOVA Andrea	
3 SAPOVALIVOVA Adela	98 KALTOUNKOVA Kristyna	12 HYMLAROVA Klara
24 CAJANOVA Sara	14 LASKOVA Dominika	
20 JURICKOVA Barbora	26 PRIBYLOVA Vendula	6 VOCETKOVA Linda
7 SEROISZKOVA Klara		

Team: SUI - Switzerland (White)

Head Coach: MULLER Colin

S1 29 MAURER Saskia		
70 WAGNER Monja		
S5 21 ENZLER Rahel	S6 25 MULLER Alina +A	S4 7 STALDER Lara +C
S3 82 BAECHLER Alessia	S2 17 CHRISTEN Lara	
28 MARTI Alina	13 WEY Ivana	11 ZIMMERMANN Laura
16 VALLARIO Nicole	15 MERIGUET Laure	
53 SCHAEFER Vanessa	22 LEEMANN Sinja	71 LUTZ Lena Marie
18 WETLI Stefanie	9 SIGRIST Shannon	
68 BALZER Leoni	26 HERZIG Naemi	8 QUENNEC Kaleigh +A
2 BUCHI Annic		
	12 RUEDI Lisa	

#### Legend:

+A Alternate Captain      +C Captain      Sn Starting position



## Game Summary

Tabella riassuntiva partita / Resume du match

**CZE - SUI 3 - 4 (2 - 1, 0 - 0, 1 - 2, 0 - 0, 0 - 1)**

Spectators	Referees	Linespersons
8927	14 HENRIKSSON Ida (SWE) , 12 HILLER Samantha (USA)	7 CLARKE Alexandra (CAN) , 60 ZACH Erin (CAN)

### Team Statistics

Period	Score	SVS	SOG	PIM	TPP	PPG	SHG
1	2 : 1	8 : 14	16 : 9	0 : 0	0:00 : 0:00	0 : 0	0 : 0
2	0 : 0	12 : 6	6 : 12	2 : 2	0:00 : 2:00	0 : 0	0 : 0
3	1 : 2	4 : 10	11 : 6	2 : 0	2:00 : 0:46	0 : 1	0 : 0
OT	0 : 0	3 : 3	3 : 3	0 : 0	0:00 : 0:00	0 : 0	0 : 0
SO	0 : 1	0 : 0	0 : 1	0 : 0	0:00 : 0:00	0 : 0	0 : 0
<b>Total</b>	<b>3 : 4</b>	<b>27 : 33</b>	<b>36 : 31</b>	<b>4 : 2</b>	<b>2:00 : 2:46</b>	<b>0 : 1</b>	<b>0 : 0</b>

### 1st Period

Action	Time	ET/Res	Team	Type	No.	Name	(G)	Name of Assistant(s) / Action Description
GK	00:00		SUI		29	MAURER S		- Goalkeeper in
GK	00:00		CZE		1	HESOVA M		- Goalkeeper in
Goal	01:32	1 : 0	CZE	EQ	98	KALTOUNKOVA K	(1)	3 SAPOVALIVOVA A On Ice CZE 1 3 12 15 24 98 12 HYMLAROVA K SUI 29 9 18 22 53 71
Goal	07:16	1 : 1	SUI	EQ	11	ZIMMERMANN L	(1)	On Ice CZE 1 3 7 12 15 98 SUI 29 11 13 17 28 82
Goal	08:33	2 : 1	CZE	EQ	19	MLYNKOVA N	(1)	16 MRAZOVA K On Ice CZE 1 4 14 16 19 21 SUI 29 8 9 18 25 68

### 2nd Period

Action	Time	ET/Res	Team	Type	No.	Name	(G)	Name of Assistant(s) / Action Description
Penalty	37:43	39:43	CZE	2 min.	24	CAJANOVA S		- Illegal Hit
Penalty	40:00	42:00	SUI	2 min.	22	LEEMANN S		- Hooking

### 3rd Period

Action	Time	ET/Res	Team	Type	No.	Name	(G)	Name of Assistant(s) / Action Description
Goal	46:09	3 : 1	CZE	EQ	22	PLOSOVA T	(1)	On Ice CZE 1 4 8 10 14 22 SUI 29 15 16 22 26 71
Penalty	48:47	49:33	CZE	2 min.	15	TRNKOVA A		- Boarding
Goal	49:33	3 : 2	SUI	PP1	25	MULLER A	(1)	13 WEY I On Ice CZE 1 2 7 12 98 7 STALDER L SUI 29 7 13 16 21 25 *
Goal	57:40	3 : 3	SUI	EQ	17	CHRISTEN L	(1)	21 ENZLER R On Ice CZE 1 4 16 19 21 28 25 MULLER A SUI 29 7 17 21 25 82

### Overtime

Action	Time	ET/Res	Team	Type	No.	Name	(G)	Name of Assistant(s) / Action Description
Time-out	64:37		CZE					
GK	65:00		CZE					1 HESOVA M - Goalkeeper out
GK	65:00		SUI					29 MAURER S - Goalkeeper out

### Shootout

Action	Time	Result	Team	No.	Name	(G)	Action Description	Goalkeeper
		0 : 1	SUI	7	STALDER L		- Scored	1 HESOVA M (CZE)
		1 : 1	CZE	16	MRAZOVA K		- Scored	29 MAURER S (SUI)
		1 : 2	SUI	25	MULLER A		- Scored	1 HESOVA M (CZE)
		1 : 2	CZE	19	MLYNKOVA N		- Saved by the goalkeeper	29 MAURER S (SUI)
		1 : 3	SUI	13	WEY I		- Scored	1 HESOVA M (CZE)
		2 : 3	CZE	12	HYMLAROVA K		- Scored	29 MAURER S (SUI)
		2 : 3	SUI	28	MARTI A		- Saved by the goalkeeper	1 HESOVA M (CZE)
		2 : 3	CZE	98	KALTOUNKOVA K		- Missed (left)	29 MAURER S (SUI)
		2 : 3	SUI	26	HERZIG N		- Saved by the goalkeeper	1 HESOVA M (CZE)
		3 : 3	CZE	3	SAPOVALIVOVA A		- Scored	29 MAURER S (SUI)



Action	Time	Result	Team	No.	Name	(G)	Action Description	Goalkeeper
		3:3	CZE	16	MRAZOVA K	-	Saved by the goalkeeper	29 MAURER S (SUI)
		3:3	SUI	25	MULLER A	-	Saved by the goalkeeper	1 HESOVA M (CZE)
		3:3	CZE	12	HYMLAROVA K	-	Saved by the goalkeeper	29 MAURER S (SUI)
		3:3	SUI	7	STALDER L	-	Saved by the goalkeeper	1 HESOVA M (CZE)
		3:3	CZE	3	SAPOVALIVOVA A	-	Saved by the goalkeeper	29 MAURER S (SUI)
		3:4	SUI	13	WEY I	-	Scored	1 HESOVA M (CZE)
GWG	65:00	3:4	SUI	13	WEY I			

Goalkeeper Records

Team : CZE - Czechia

Team : SUI - Switzerland

No.	Name	SOG	SVS	MIP
1	HESOVA Michaela	30	27	65:00
29	PESLAROVA Klara			

No.	Name	SOG	SVS	MIP
29	MAURER Saskia	36	33	65:00
70	WAGNER Monja			

Game Statistics

Team : CZE (Red)

Head Coach : MACLEOD Carla Rae

No.	Pos.	Name	G	A	P	PIM	FO+	FO-	FO+/-	FO%	Shots on Goal					+/-	Time on Ice						
											1	2	3	OT	TS		1	2	3	OT	TOT	SHF	AVG
4	D	PEJSOVA Daniela	0	0	0	0	0	0	0	0.00	0	0	1	0	1	+1	5:47	5:04	7:52	1:14	19:57	29	0:41
16	F	MRAZOVA Katerina +A	0	1	1	0	7	10	-3	41.18	0	1	1	0	2	0	5:50	5:18	6:36	1:23	19:07	27	0:42
19	F	MLYNKOVA Natalie	1	0	1	0	1	0	1	100.00	2	1	1	0	4	0	4:51	6:48	6:25	0:49	18:53	26	0:43
21	F	VANISOVA Tereza	0	0	0	0	0	0	0	0.00	1	0	1	1	3	0	5:06	5:44	6:25	1:53	19:08	25	0:45
28	D	NEUBAUEROVA Noemi	0	0	0	0	0	0	0	0.00	0	0	0	0	0	-1	6:13	3:59	5:19	0:31	16:02	26	0:37
2	D	TEJRALOVA Aneta +C	0	0	0	0	0	0	0	0.00	1	0	1	0	2	0	6:10	8:03	6:39	1:07	21:59	28	0:47
8	F	PISTEKOVA Tereza	0	0	0	0	9	9	0	50.00	2	0	0	1	3	+1	5:31	3:37	5:12	0:59	15:19	21	0:43
10	F	KRIZOVA Denisa +A	0	0	0	0	0	0	0	0.00	0	0	1	0	1	+1	5:25	3:13	5:30	0:27	14:35	20	0:43
15	D	TRNKOVA Andrea	0	0	0	2	0	0	0	0.00	0	1	1	0	2	0	4:58	5:48	1:53	0:00	12:39	16	0:47
22	F	PLOSOVA Tereza	1	0	1	0	0	0	0	0.00	0	1	1	0	2	+1	5:15	3:21	4:39	0:00	13:15	19	0:41
3	F	SAPOVALIVOVA Adela	0	1	1	0	0	0	0	0.00	3	0	0	0	3	0	4:33	6:08	6:30	1:41	18:52	23	0:49
12	F	HYMLAROVA Klara	0	1	1	0	1	2	-1	33.33	1	0	0	0	1	0	4:13	5:55	6:44	1:00	17:52	25	0:42
14	D	LASKOVA Dominika	0	0	0	0	0	0	0	0.00	2	0	0	0	2	+2	5:35	7:50	4:41	0:00	18:06	21	0:51
24	D	CAJANOVA Sara	0	0	0	2	0	0	0	0.00	0	0	1	0	1	+1	5:48	5:53	6:50	2:08	20:39	28	0:44
98	F	KALTOUNKOVA Kristyna	1	0	1	0	10	2	8	83.33	1	1	1	1	4	0	4:29	6:53	7:07	1:48	20:17	23	0:52
6	F	VOCETKOVA Linda	0	0	0	0	1	0	1	100.00	1	1	0	0	2	0	5:21	2:53	2:38	0:00	10:52	14	0:46
7	D	SEROISZKOVA Klara	0	0	0	0	0	0	0	0.00	1	0	0	0	1	-1	5:29	3:28	4:44	0:00	13:41	26	0:31
20	F	JURICKOVA Barbora	0	0	0	0	0	0	0	0.00	1	0	1	0	2	0	4:54	3:52	2:12	0:00	10:58	17	0:38
26	F	PRIBYLOVA Vendula	0	0	0	0	5	6	-1	45.45	0	0	0	0	0	0	4:30	4:10	1:13	0:00	9:53	15	0:39
1	GK	HESOVA Michaela	0	0	0	0					0	0	0	0	0								
29	GK	PESLAROVA Klara	0	0	0	0					0	0	0	0	0								
<b>Total</b>			<b>3</b>	<b>3</b>	<b>6</b>	<b>4</b>	<b>34</b>	<b>29</b>	<b>5</b>	<b>53.97</b>	<b>16</b>	<b>6</b>	<b>11</b>	<b>3</b>	<b>36</b>								

Team : SUI (White)

Head Coach : MULLER Colin

No.	Pos.	Name	G	A	P	PIM	FO+	FO-	FO+/-	FO%	Shots on Goal					+/-	Time on Ice						
											1	2	3	OT	TS		1	2	3	OT	TOT	SHF	AVG
7	F	STALDER Lara +C	0	1	1	0	0	0	0	0.00	1	2	1	0	4	+1	6:02	8:16	6:20	1:54	22:32	30	0:45
17	D	CHRISTEN Lara	1	0	1	0	0	0	0	0.00	0	0	1	0	1	+2	7:05	7:42	8:21	1:18	24:26	36	0:40
21	F	ENZLER Rahel	0	1	1	0	0	0	0	0.00	1	2	0	0	3	+1	5:30	7:59	4:23	0:00	17:52	24	0:44
25	F	MULLER Alina +A	1	1	2	0	10	15	-5	40.00	1	1	1	2	5	0	7:24	7:54	6:00	2:38	23:56	33	0:43
82	D	BAECHLER Alessia	0	0	0	0	0	0	0	0.00	0	0	0	0	0	+2	7:04	7:25	7:39	2:18	24:26	33	0:44
11	F	ZIMMERMANN Laura	1	0	1	0	0	0	0	0.00	3	0	0	0	3	+1	6:07	3:32	4:35	0:00	14:14	24	0:35
13	F	WEY Ivana	0	1	1	0	9	8	1	52.94	1	2	1	0	4	+1	5:40	6:21	6:54	1:35	20:30	27	0:45
15	D	MERIGUET Laure	0	0	0	0	0	0	0	0.00	0	0	0	0	0	-1	4:37	4:34	0:23	0:00	9:34	14	0:41
16	D	VALLARIO Nicole	0	0	0	0	0	0	0	0.00	0	0	1	0	1	-1	6:46	8:02	6:26	1:24	22:38	33	0:41
28	F	MARTI Alina	0	0	0	0	0	0	0	0.00	0	1	0	0	1	+1	6:03	4:38	5:42	1:34	17:57	26	0:41
9	D	SIGRIST Shannon	0	0	0	0	0	0	0	0.00	0	0	0	0	0	-2	4:52	3:56	5:45	0:00	14:33	23	0:37
18	D	WETLI Stefanie	0	0	0	0	0	0	0	0.00	0	0	0	0	0	-2	5:37	4:02	5:02	0:00	14:41	27	0:32
22	F	LEEMANN Sinja	0	0	0	2	6	1	5	85.71	0	0	0	1	1	-2	3:36	4:11	5:17	1:09	14:13	27	0:31



Head Coach : MULLER Colin										Shots on Goal					Time on Ice								
No.	Pos.	Name	G	A	P	PIM	FO+	FO-	FO+/-	FO%	1	2	3	OT	TS	+/-	1	2	3	OT	TOT	SHF	AVG
53	F	SCHAEFER Vanessa	0	0	0	0	0	0	0	0.00	0	0	0	0	0	-1	4:31	5:06	1:33	0:00	11:10	18	0:37
71	F	LUTZ Lena Marie	0	0	0	0	0	0	0	0.00	0	0	0	0	0	-2	4:00	5:03	4:29	0:00	13:32	22	0:36
2	D	BUCHI Annic	0	0	0	0	0	0	0	0.00	0	2	1	0	3	0	1:57	1:54	4:50	0:00	8:41	16	0:32
8	F	QUENNEC Kaleigh +A	0	0	0	0	0	0	0	0.00	0	1	0	0	1	-1	3:41	2:22	0:01	0:00	6:04	13	0:28
26	F	HERZIG Naemi	0	0	0	0	3	10	-7	23.08	1	1	0	0	2	-1	3:07	4:07	6:00	1:10	14:24	22	0:39
68	F	BALZER Leoni	0	0	0	0	0	0	0	0.00	1	0	0	0	1	-1	3:43	2:16	5:49	0:00	11:48	17	0:41
12	F	RUEDI Lisa	0	0	0	0	1	0	1	100.00	0	0	0	0	0	0	1:18	0:00	2:07	0:00	3:25	6	0:34
29	GK	MAURER Saskia	0	0	0	0					0	0	0	0	0								
70	GK	WAGNER Monja	0	0	0	0					0	0	0	0	0								
<b>Total</b>			<b>3</b>	<b>4</b>	<b>7</b>	<b>2</b>	<b>29</b>	<b>34</b>	<b>-5</b>	<b>46.03</b>	<b>9</b>	<b>12</b>	<b>6</b>	<b>3</b>	<b>30</b>								

Group A

R	Team	GP	W	OTW	OTL	L	GDF	GF:GA	PTS
1	USA	1	1	0	0	0	+4	5 : 1	3
2	SUI	1	0	1	0	0	+1	4 : 3	2
3	CZE	2	0	0	1	1	-5	4 : 9	1
-	CAN	0							
-	FIN	0							

	CAN	CZE	FIN	SUI	USA
CAN		MON 09 FEB 21:10	THU 12 FEB 14:30	SAT 07 FEB 21:10	TUE 10 FEB 20:10
CZE	MON 09 FEB 21:10		SUN 08 FEB 21:10	3:4	1:5
FIN	THU 12 FEB 14:30	SUN 08 FEB 21:10		TUE 10 FEB 21:10	SAT 07 FEB 16:40
SUI	SAT 07 FEB 21:10	4:3	TUE 10 FEB 21:10		MON 09 FEB 20:40
USA	TUE 10 FEB 20:10	5:1	SAT 07 FEB 16:40	MON 09 FEB 20:40	

Legend:		
<b>(G)</b> Goals in tournament	<b>*</b> Does not count for Plus/minus	<b>+/-</b> Plus/minus net
<b>+C</b> Captain	<b>A</b> Assists	<b>AVG</b> Average time on ice / shift
<b>EQ</b> Equal strength	<b>ET/Res</b> Penalty end time/Result of game	<b>F</b> Forward
<b>FO+</b> Face-offs won	<b>FO-</b> Face-offs lost	<b>FO+/-</b> Face-offs net
<b>GA</b> Goals against	<b>GDF</b> Goal difference	<b>GF</b> Goals for
<b>GP</b> Games played	<b>GWG</b> Game winning goal	<b>L</b> Losses
<b>No.</b> Jersey number	<b>OT</b> Overtime	<b>OTL</b> Overtime losses
<b>P</b> Points	<b>PIM</b> Penalties in minutes	<b>Pos.</b> Position
<b>PPG</b> Power play goals	<b>PTS</b> Points	<b>R</b> Rank
<b>SHG</b> Shorthanded goals	<b>SO</b> Shootout	<b>SOG</b> Shots on goal
<b>TOT</b> Total	<b>TPP</b> Time on power play	<b>TS</b> Total shots
		<b>+A</b> Alternate Captain
		<b>D</b> Defender
		<b>FO%</b> % Face-offs won
		<b>G</b> Goals
		<b>GK</b> Goalkeeper
		<b>MIP</b> Minutes in play (GK)
		<b>OTW</b> Overtime wins
		<b>PP1</b> Power play - 1 player
		<b>SHF</b> Number of shifts
		<b>SVS</b> Saves
		<b>W</b> Wins




Shot Chart

Tabella azioni di tiro / Analyse des tirs

CZE - SUI

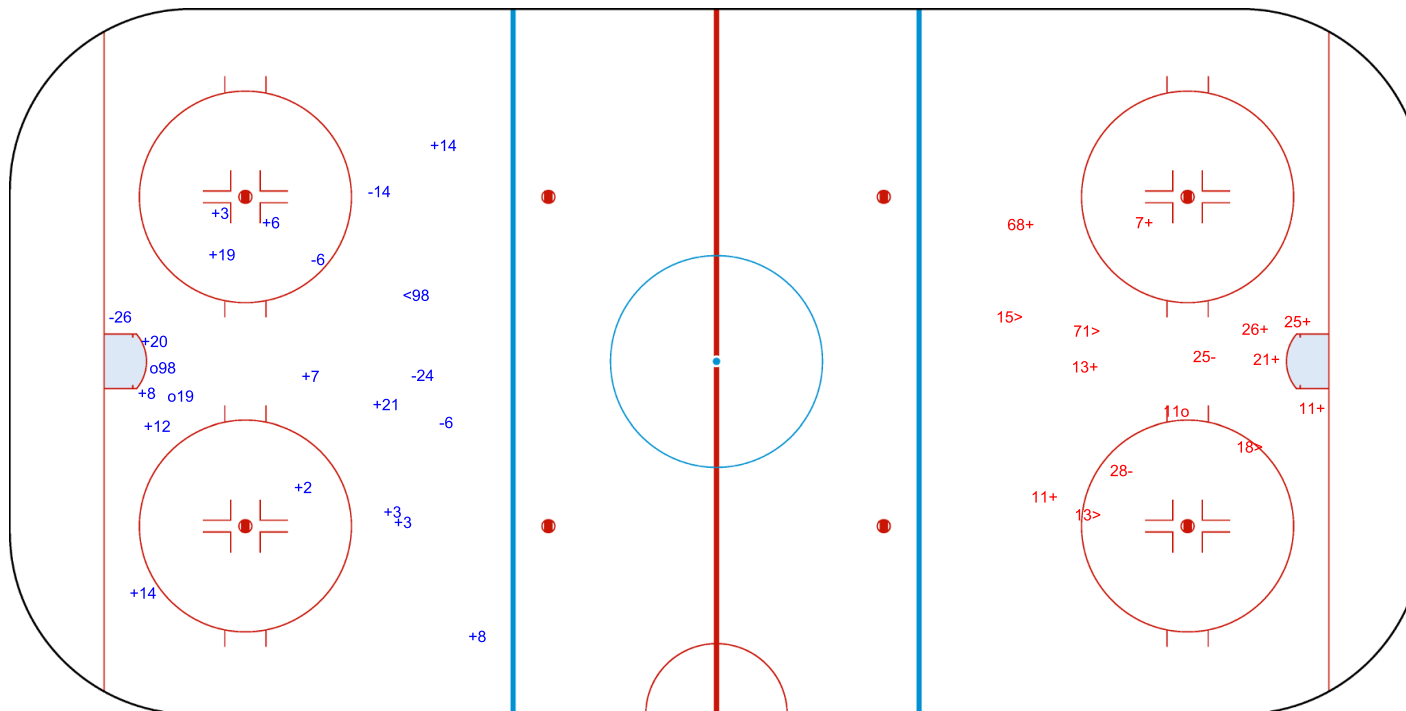
Shots by CZE  
Goal (o): 2  
Block (<): 1  
Save (+): 14  
Miss (-): 5




GK 29 of SUI



1st Period



Shots by SUI  
Goal (o): 1  
Block (>): 4  
Save (+): 8  
Miss (-): 2



GK 1 of CZE



Shots by SUI  
Goal (o): 0  
Block (<): 2

Save (+): 12  
Miss (-): 2



GK 1 of CZE



2nd Period

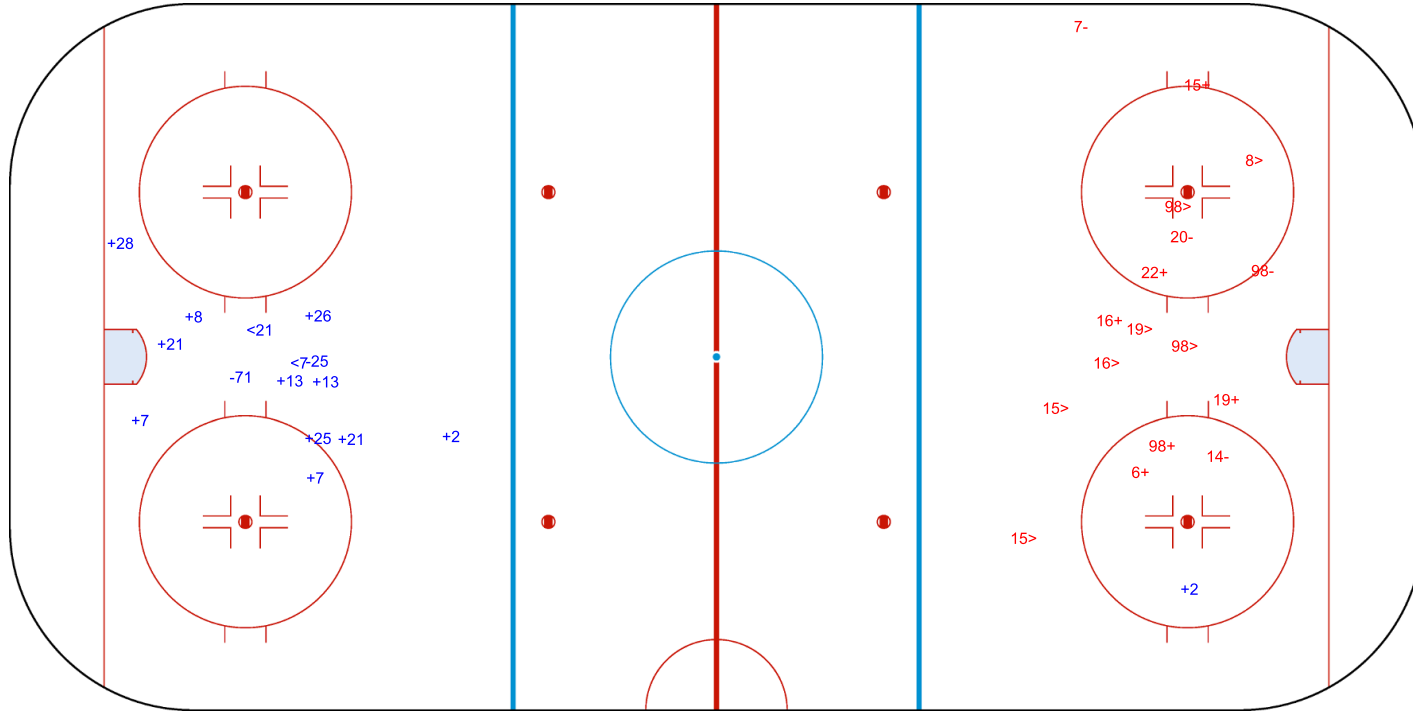


Shots by CZE  
Goal (o): 0  
Block (>): 7

Save (+): 6  
Miss (-): 4



GK 29 of SUI






Shots by CZE

Goal (o): 1 Save (+): 10

Block (<): 13 Miss (-): 6




GK 29 of SUI

SUI

3rd Period


CZE



Shots by SUI

Goal (o): 2 Save (+): 4

Block (>): 3 Miss (-): 5



GK 1 of CZE



Shots by CZE

Goal (o): 0    Save (+): 3  
Block (<): 1    Miss (-): 1



GK 29 of SUI



Overtime

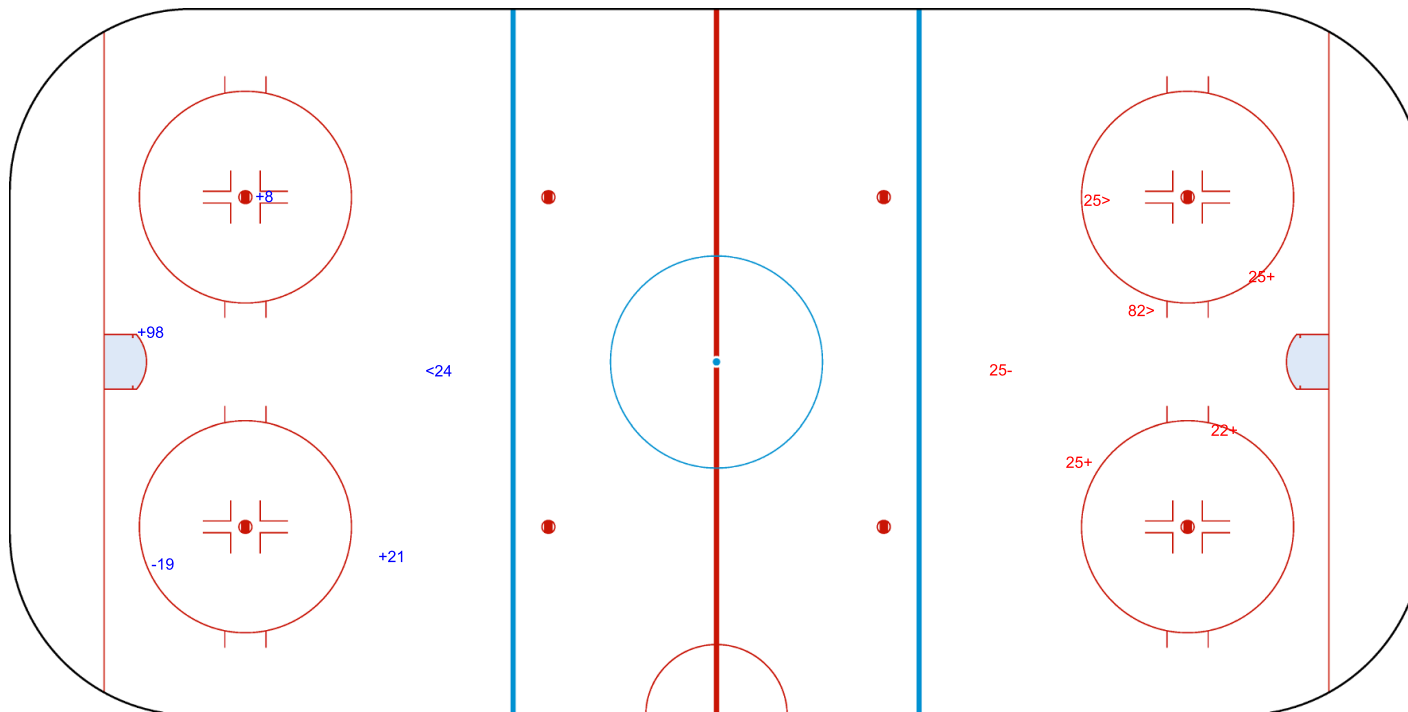


Shots by SUI

Goal (o): 0    Save (+): 3  
Block (>): 2    Miss (-): 1



GK 1 of CZE



Legend: GK Goalkeeper



## Face-off Chart

Tabella ingaggi / Statistiques des mises en jeu

### CZE - SUI

#### 1st PERIOD

	CZE		SUI		CZE		SUI		
	Def. zone	Att. zone	Neutral zone		Att. zone	Def. zone			
	- 8	+ 13	+ 16	- 25	- 8	+ 13			Total wins all zones
	+ 8	- 25	+ 26	- 26	- 16	+ 22			
	- 26	+ 22	- 26	+ 22	+ 8	- 13			
	- 8	+ 13	+ 8	- 25	- 12	+ 25			
	+ 26	- 26	- 8	+ 13	+ 8	- 25			
	+ 26	- 26			+ 16	- 13			
	- 26	+ 13			+ 8	- 26			
Total wins / period	3 / 43%	4 / 57%	3 / 60%	2 / 40%	4 / 57%	3 / 43%	Total wins all zones		
							CZE	SUI	
							10 / 53%	9 / 47%	

#### 2nd PERIOD

	CZE		SUI		CZE		SUI		
	Def. zone	Att. zone	Neutral zone		Att. zone	Def. zone			
	+ 26	- 26	+ 16	- 25	+ 98	- 25			Total wins all zones
	- 8	+ 22	+ 16	- 25	+ 98	- 13			
	- 26	+ 22	- 8	+ 22	- 16	+ 25			
	- 16	+ 25	+ 98	- 25	- 8	+ 26			
	- 16	+ 13	+ 8	- 25	+ 16	- 26			
	+ 19	- 25	- 16	+ 25	+ 8	- 25			
	- 26	+ 25			+ 98	- 22			
					- 26	+ 26			
Total wins / period	2 / 29%	5 / 71%	4 / 67%	2 / 33%	5 / 63%	3 / 37%	Total wins all zones		
							CZE	SUI	
							11 / 52%	10 / 48%	

#### 3rd PERIOD

	CZE		SUI		CZE		SUI		
	Def. zone	Att. zone	Neutral zone		Att. zone	Def. zone			
	+ 98	- 25	- 16	+ 25	+ 6	- 26			Total wins all zones
	- 16	+ 25	- 8	+ 13	+ 8	- 26			
	+ 98	- 25	- 16	+ 13	+ 8	- 13			
	+ 98	- 25	- 98	+ 26	- 98	+ 12			
	+ 16	- 25	+ 26	- 26	- 8	+ 13			
			+ 16	- 13	+ 98	- 13			
			+ 98	- 13					
Total wins / period	4 / 80%	1 / 20%	3 / 43%	4 / 57%	4 / 67%	2 / 33%	Total wins all zones		
							CZE	SUI	
							11 / 61%	7 / 39%	



### OVERTIME

	CZE		SUI		CZE		SUI		Total wins all zones			
	Def. zone	Att. zone	Neutral zone		Att. zone	Def. zone			CZE	SUI		
Total wins / period	+ 98	- 26	- 16	+ 25	- 12	+ 25	0 / 0%	1 / 100%	0 / 0%	2 / 100%	2 / 40%	3 / 60%
	+ 12	- 13			- 16	+ 25						

### TOTAL

	CZE		SUI		CZE		SUI		Total wins all zones	
	Def. zone	Att. zone	Neutral zone		Att. zone	Def. zone			CZE	SUI
Total wins / game	11 / 52%	10 / 48%	10 / 53%	9 / 47%	13 / 57%	10 / 43%			34 / 54%	29 / 46%

### HEAD TO HEAD

	No.	SUI					Tot.	wins CZE	Dz	Nz	Az
		12	13	22	25	26					
CZE	6					1 - 0	1	100%			100%
	8		2 - 6	0 - 2	5 - 0	2 - 1	18	50%	25%	40%	67%
	12		1 - 0		0 - 2		3	33%	100%		0%
	16		2 - 2	0 - 1	4 - 7	1 - 0	17	41%	25%	50%	40%
	19				1 - 0		1	100%	100%		
	26		0 - 1	0 - 3	0 - 1	5 - 1	11	45%	43%	67%	0%
	98	0 - 1	3 - 0	1 - 0	5 - 0	1 - 1	12	83%	100%	67%	80%
<b>Tot.</b>	1	17	7	25	13	63	34	11	10	13	
<b>wins SUI</b>	100%	53%	86%	40%	23%	29	46%				
<b>Dz</b>	100%	29%	50%	57%	33%	10	43%				
<b>Nz</b>		60%	100%	33%	33%	9	47%				
<b>Az</b>		80%	100%	33%	0%	10	48%				

**Legend:**

Att. Attacking      Az Attacking zone      Def. Defending      Dz Defending zone  
No. Jersey number      Nz Neutral zone      Tot. Total face-offs played



## Line-Ups

Formazioni / Composition des equipes

### GER - JPN

#### Referees

18 SVOBODOVA Zuzana (CZE), 21 TASSONI Amanda (USA)

#### Linespersons

63 GUTAUSKAS Laura (CAN), 22 LUNDGREN Jessica (SWE)

#### Goalkeepers

Team: GER

No.	Name
35	ABSTREITER Sandra
70	HEMMERLE Lisa

Team: JPN

No.	Name
20	MASUHARA Miyuu
31	KAWAGUCHI Riko

#### Team Line-ups

Team: GER (Black)

No.	Pos.	Name
8	D	HARK Ronja +A
20	D	GLEISSNER Daria +C
11	F	HADRASCHEK Nicola
17	F	NIX Emily
25	F	KLUGE Laura +A
14	D	STROBEL Carina
28	D	JOBST-SMITH Katarina
9	F	VOIGT Svenja
13	F	WELCKE Luisa
23	F	WELCKE Lilli
5	D	SCHAFFRATH Charlott
44	D	HOPPE Hanna
7	F	FELDMEIER Franziska
16	F	SCHIEFER Jule
34	F	HAIDER Celina
26	D	SCHMITZ Tara
29	F	CHRISTOF Nina
41	F	HEINE Mathilda
71	F	BARTSCH Anne

Team: JPN (White)

No.	Pos.	Name
3	D	SHIGA Aoi
6	D	SATO Kohane
11	F	SHIGA Akane
15	F	UKITA Rui
40	F	NORO Rio
2	D	KOIKE Shiori +C
8	D	HOSOYAMADA Akane +A
13	F	WAJIMA Yumeka
18	F	MAEDA Suzuka
41	F	NORO Riri
4	D	HITOSATO Ayaka +A
7	D	SEKI Kanami
14	F	TOKO Haruka
19	F	ITO Makoto
24	F	MIURA Mei
5	D	YAMASHITA Shiori
9	D	AKIMOTO Nana
17	F	TADA Ai
27	F	KOYAMA Remi
91	F	ODAIRA Umeka

Head Coach: MACLEOD Jeff

Head Coach: IIZUKA Yuji

#### NOT DRESSED:

10 F HACKELSMILLER Katharina  
75 GK SCHULTES Chiara

#### NOT DRESSED:

30 GK HALLORAN Rei

Legend:					
+A	Alternate Captain	+C	Captain	D	Defender
No.	Jersey number	Pos.	Position	F	Forward



## Graphical Line-ups

Schema grafico formazioni / Alignments

### GER - JPN

#### Referees

18 SVOBODOVA Zuzana (CZE), 21 TASSONI Amanda (USA)

#### Linespersons

63 GUTAUSKAS Laura (CAN), 22 LUNDGREN Jessica (SWE)

Team: GER - Germany (Black)

Head Coach: MACLEOD Jeff

S1 35 ABSTREITER Sandra		
70 HEMMERLE Lisa		
S4 11 HADRASCHEK Nicola	S6 25 KLUGE Laura +A	S5 17 NIX Emily
S3 20 GLEISSNER Daria +C	S2 8 HARK Ronja +A	
9 VOIGT Svenja	23 WELCKE Lilli	13 WELCKE Luisa
14 STROBEL Carina	28 JOBST-SMITH Katarina	
16 SCHIEFER Jule	7 FELDMEIERS Franziska	34 HAIDER Celina
5 SCHAFFRATH Charlott	44 HOPPE Hanna	
41 HEINE Mathilda	71 BARTSCH Anne	29 CHRISTOF Nina
26 SCHMITZ Tara		

Team: JPN - Japan (White)

Head Coach: IIZUKA Yuji

S1 20 MASUHARA Miyuu		
31 KAWAGUCHI Riko		
S4 11 SHIGA Akane	S6 40 NORO Rio	S5 15 UKITA Rui
S2 3 SHIGA Aoi	S3 6 SATO Kohane	
13 WAJIMA Yumeka	18 MAEDA Suzuka	41 NORO Riri
8 HOSoyAMADA Akane +A	2 KOIKE Shiori +C	
24 MIURA Mei	19 ITO Makoto	14 TOKO Haruka
4 HITOSATO Ayaka +A	7 SEKI Kanami	
27 KOYAMA Remi	91 ODAIRA Umeka	17 TADA Ai
9 AKIMOTO Nana	5 YAMASHITA Shiori	

#### Legend:

+A Alternate Captain      +C Captain      Sn Starting position



## Game Summary

Tabella riassuntiva partita / Resume du match

**GER - JPN 5 - 2 (3 - 0, 2 - 2, 0 - 0)**

Spectators	Referees	Linespersons
3777	18 SVOBODOVA Zuzana (CZE) , 21 TASSONI Amanda (USA)	63 GUTAUSKAS Laura (CAN) , 22 LUNDGREN Jessica (SWE)

### Team Statistics

Period	Score	SVS	SOG	PIM	TPP	PPG	SHG
1	3 : 0	8 : 9	12 : 8	0 : 4	3:47 : 0:00	0 : 0	0 : 0
2	2 : 2	4 : 10	12 : 6	4 : 0	0:13 : 1:01	0 : 1	0 : 0
3	0 : 0	8 : 5	5 : 8	2 : 2	1:44 : 3:43	0 : 0	0 : 0
<b>Total</b>	<b>5 : 2</b>	<b>20 : 24</b>	<b>29 : 22</b>	<b>6 : 6</b>	<b>5:44 : 4:44</b>	<b>0 : 1</b>	<b>0 : 0</b>

### 1st Period

Action	Time	ET/Res	Team	Type	No.	Name	(G)	Name of Assistant(s) / Action Description
GK	00:00		GER		35	ABSTREITER S		- Goalkeeper in
GK	00:00		JPN		20	MASUHARA M		- Goalkeeper in
<b>Goal</b>	<b>00:44</b>	<b>1 : 0</b>	<b>GER</b>	<b>EQ</b>	<b>20</b>	<b>GLEISSNER D</b>	(1)	13 WELCKE L On Ice GER 35 9 13 17 20 25 25 KLUGE L JPN 20 2 8 11 15 18
<b>Goal</b>	<b>08:44</b>	<b>2 : 0</b>	<b>GER</b>	<b>EQ</b>	<b>17</b>	<b>NIX E</b>	(1)	8 HARK R On Ice GER 35 8 11 17 20 25 11 HADRASCHEK N JPN 20 2 8 13 18 41
Penalty	09:43	11:43	JPN	2 min.	9	AKIMOTO N		- Hooking
<b>Goal</b>	<b>13:03</b>	<b>3 : 0</b>	<b>GER</b>	<b>EQ</b>	<b>11</b>	<b>HADRASCHEK N</b>	(1)	17 NIX E On Ice GER 35 8 11 17 20 25 25 KLUGE L JPN 20 2 8 13 19 41
Penalty	18:13	20:13	JPN	2 min.	6	SATO K		- Cross-Checking

### 2nd Period

Action	Time	ET/Res	Team	Type	No.	Name	(G)	Name of Assistant(s) / Action Description
GK	20:00		JPN		31	KAWAGUCHI R		- Goalkeeper in
<b>Goal</b>	<b>25:24</b>	<b>4 : 0</b>	<b>GER</b>	<b>EQ</b>	<b>11</b>	<b>HADRASCHEK N</b>	(2)	25 KLUGE L On Ice GER 35 8 11 17 20 25 20 GLEISSNER D JPN 31 2 8 13 18 27
<b>Goal</b>	<b>30:30</b>	<b>5 : 0</b>	<b>GER</b>	<b>EQ</b>	<b>25</b>	<b>KLUGE L</b>	(1)	34 HAIDER C On Ice GER 35 8 17 20 25 34 8 HARK R JPN 31 6 7 18 24 27
Penalty	35:55	36:45	GER	2 min.	34	HAIDER C		- Tripping
<b>Goal</b>	<b>36:45</b>	<b>5 : 1</b>	<b>JPN</b>	<b>PP1</b>	<b>24</b>	<b>MIURA M</b>	(1)	11 SHIGA A On Ice GER 35 11 14 25 28 3 SHIGA A JPN 31 3 6 11 15 24 *
<b>Goal</b>	<b>37:07</b>	<b>5 : 2</b>	<b>JPN</b>	<b>EQ</b>	<b>13</b>	<b>WAJIMA Y</b>	(1)	7 SEKI K On Ice GER 35 8 9 13 20 23 24 MIURA M JPN 31 4 7 13 18 24
Penalty	39:49	41:49	GER	2 min.	14	STROBEL C		- Holding

### 3rd Period

Action	Time	ET/Res	Team	Type	No.	Name	(G)	Name of Assistant(s) / Action Description
Penalty	56:16	58:16	GER	2 min.	20	GLEISSNER D		- Hooking
Penalty	58:10	60:00	JPN	2 min.	8	HOSOYAMADA A		- Tripping
GK	60:00		GER					35 ABSTREITER S - Goalkeeper out
GK	60:00		JPN					31 KAWAGUCHI R - Goalkeeper out

### Goalkeeper Records

Team : GER - Germany

No.	Name	SOG	SVS	MIP
35	ABSTREITER Sandra	22	20	60:00
70	HEMMERLE Lisa			

Team : JPN - Japan

No.	Name	SOG	SVS	MIP
31	KAWAGUCHI Riko	17	15	40:00
20	MASUHARA Miyuu	12	9	20:00

### Game Statistics

Team : GER (Black)										Shots on Goal					Time on Ice								
No.	Pos.	Name	G	A	P	PIM	FO+	FO-	FO+/-	FO%	1	2	3	OT	TS	+/-	1	2	3	OT	TOT	SHF	AVG
8	D	HARK Ronja +A	0	2	2	0	0	0	0	0.00	0	0	0	0	0	+3	6:16	6:24	7:12		19:52	28	0:42



Head Coach : MACLEOD Jeff		Shots on Goal									Time on Ice												
No.	Pos.	Name	G	A	P	PIM	FO+	FO-	FO+/-	FO%	1	2	3	OT	TS	+/-	1	2	3	OT	TOT	SHF	AVG
11	F	HADRASCHEK Nicola	2	1	3	0	7	8	-1	46.67	2	2	0		4	+3	6:18	6:53	7:03		20:14	26	0:46
17	F	NIX Emily	1	1	2	0	0	0	0	0.00	2	0	1		3	+5	6:18	5:30	6:27		18:15	25	0:43
20	D	GLEISSNER Daria +C	1	1	2	2	0	0	0	0.00	1	0	0		1	+4	6:44	6:12	6:47		19:43	28	0:42
25	F	KLUGE Laura +A	1	3	4	0	2	1	1	66.67	0	1	0		1	+5	6:10	6:53	6:38		19:41	27	0:43
9	F	VOIGT Svenja	0	0	0	0	0	0	0	0.00	0	0	0		0	0	6:03	6:11	6:34		18:48	26	0:43
13	F	WELCKE Luisa	0	1	1	0	0	0	0	0.00	2	2	0		4	0	7:22	5:41	7:46		20:49	27	0:46
14	D	STROBEL Carina	0	0	0	2	0	0	0	0.00	0	0	2		2	0	7:42	8:47	7:20		23:49	28	0:51
23	F	WELCKE Lilli	0	0	0	0	8	8	0	50.00	1	1	0		2	-1	7:23	6:10	8:45		22:18	25	0:53
28	D	JOBST-SMITH Katarina	0	0	0	0	0	0	0	0.00	1	1	1		3	0	8:15	9:20	8:39		26:14	28	0:56
5	D	SCHAFFRATH Charlott	0	0	0	0	0	0	0	0.00	0	1	0		1	0	5:08	4:06	7:00		16:14	21	0:46
7	F	FELDMEIERS Franziska	0	0	0	0	5	3	2	62.50	1	1	1		3	0	5:46	6:57	4:09		16:52	24	0:42
16	F	SCHIEFER Jule	0	0	0	0	0	0	0	0.00	0	2	0		2	0	5:21	7:04	3:32		15:57	22	0:43
34	F	HAIDER Celina	0	1	1	2	3	1	2	75.00	1	1	0		2	+1	4:52	7:40	3:56		16:28	20	0:49
44	D	HOPPE Hanna	0	0	0	0	0	0	0	0.00	1	0	0		1	0	4:17	5:11	3:09		12:37	19	0:39
26	D	SCHMITZ Tara	0	0	0	0	0	0	0	0.00	0	0	0		0	0	0:00	0:00	0:00		0:00	0	0:00
29	F	CHRISTOF Nina	0	0	0	0	0	0	0	0.00	0	0	0		0	0	2:01	0:00	0:00		2:01	2	1:00
41	F	HEINE Mathilda	0	0	0	0	0	0	0	0.00	0	0	0		0	0	1:43	0:00	0:00		1:43	2	0:51
71	F	BARTSCH Anne	0	0	0	0	0	1	-1	0.00	0	0	0		0	0	2:21	0:00	1:13		3:34	7	0:30
35	GK	ABSTREITER Sandra	0	0	0	0					0	0	0		0								
70	GK	HEMMERLE Lisa	0	0	0	0					0	0	0		0								
<b>Total</b>			<b>5</b>	<b>10</b>	<b>15</b>	<b>6</b>	<b>25</b>	<b>22</b>	<b>3</b>	<b>53.19</b>	<b>12</b>	<b>12</b>	<b>5</b>		<b>29</b>								

Team : JPN (White)

Head Coach : IIZUKA Yuji		Shots on Goal									Time on Ice												
No.	Pos.	Name	G	A	P	PIM	FO+	FO-	FO+/-	FO%	1	2	3	OT	TS	+/-	1	2	3	OT	TOT	SHF	AVG
3	D	SHIGA Aoi	0	1	1	0	0	0	0	0.00	0	0	0		0	0	7:06	6:25	7:23		20:54	28	0:44
6	D	SATO Kohane	0	0	0	2	0	0	0	0.00	1	1	1		3	-1	6:22	7:43	8:42		22:47	27	0:50
11	F	SHIGA Akane	0	1	1	0	0	0	0	0.00	0	1	0		1	-1	5:42	7:46	5:01		18:29	23	0:48
15	F	UKITA Rui	0	0	0	0	4	0	4	100.00	2	1	0		3	-1	6:28	7:29	5:40		19:37	23	0:51
40	F	NORO Rio	0	0	0	0	9	9	0	50.00	0	1	2		3	0	7:25	6:46	4:11		18:22	19	0:58
2	D	KOIKE Shiori +C	0	0	0	0	0	0	0	0.00	0	0	0		0	-4	4:51	6:34	4:09		15:34	20	0:46
8	D	HOSOYAMADA Akane +A	0	0	0	2	0	0	0	0.00	0	0	1		1	-4	7:28	6:38	8:23		22:29	24	0:56
13	F	WAJIMA Yumeka	1	0	1	0	0	0	0	0.00	1	1	0		2	-2	4:15	6:02	7:56		18:13	21	0:52
18	F	MAEDA Suzuka	0	0	0	0	5	8	-3	38.46	0	0	0		0	-3	6:38	5:21	6:29		18:28	20	0:55
41	F	NORO Riri	0	0	0	0	0	0	0	0.00	0	0	0		0	-2	4:24	3:53	7:37		15:54	19	0:50
4	D	HITOSATO Ayaka +A	0	0	0	0	0	0	0	0.00	2	0	0		2	+1	7:21	5:38	6:26		19:25	24	0:48
7	D	SEKI Kanami	0	1	1	0	0	0	0	0.00	0	0	0		0	0	4:05	4:51	3:41		12:37	18	0:42
14	F	TOKO Haruka	0	0	0	0	0	0	0	0.00	1	0	3		4	0	5:31	6:16	7:23		19:10	18	1:03
19	F	ITO Makoto	0	0	0	0	4	7	-3	36.36	0	0	0		0	-1	7:24	5:23	6:09		18:56	20	0:56
24	F	MIURA Mei	1	1	2	0	0	0	0	0.00	1	1	1		3	0	5:06	5:50	6:08		17:04	18	0:56
5	D	YAMASHITA Shiori	0	0	0	0	0	0	0	0.00	0	0	0		0	0	1:17	2:23	1:16		4:56	7	0:42
9	D	AKIMOTO Nana	0	0	0	2	0	0	0	0.00	0	0	0		0	0	1:44	0:00	0:00		1:44	5	0:20
17	F	TADA Ai	0	0	0	0	0	0	0	0.00	0	0	0		0	0	0:48	1:44	0:00		2:32	4	0:38
27	F	KOYAMA Remi	0	0	0	0	0	0	0	0.00	0	0	0		0	-2	1:48	1:40	1:36		5:04	7	0:43
91	F	ODAIRA Umeka	0	0	0	0	0	1	-1	0.00	0	0	0		0	0	0:24	1:21	0:00		1:45	4	0:26
20	GK	MASUHARA Miyuu	0	0	0	0					0	0	0		0								
31	GK	KAWAGUCHI Riko	0	0	0	0					0	0	0		0								
<b>Total</b>			<b>2</b>	<b>4</b>	<b>6</b>	<b>6</b>	<b>22</b>	<b>25</b>	<b>-3</b>	<b>46.81</b>	<b>8</b>	<b>6</b>	<b>8</b>		<b>22</b>								



Group B

R	Team	GP	W	OTW	OTL	L	GDF	GF : GA	PTS
1	SWE	1	1	0	0	0	+3	4 : 1	3
2	ITA	1	1	0	0	0	+3	4 : 1	3
3	GER	2	1	0	0	1	0	6 : 6	3
4	JPN	2	1	0	0	1	-2	5 : 7	3
5	FRA	2	0	0	0	2	-4	3 : 7	0

	FRA	GER	ITA	JPN	SWE
FRA		MON 09 FEB 16:40	1:4	2:3	SUN 08 FEB 16:40
GER	MON 09 FEB 16:40		TUE 10 FEB 16:40	5:2	1:4
ITA	4:1	TUE 10 FEB 16:40		MON 09 FEB 12:10	SAT 07 FEB 14:40
JPN	3:2	2:5	MON 09 FEB 12:10		TUE 10 FEB 12:10
SWE	SUN 08 FEB 16:40	4:1	SAT 07 FEB 14:40	TUE 10 FEB 12:10	

Legend:

<b>(G)</b> Goals in tournament	*	Does not count for Plus/minus	<b>+/-</b>	Plus/minus net	<b>+A</b>	Alternate Captain
<b>+C</b> Captain	<b>A</b>	Assists	<b>AVG</b>	Average time on ice / shift	<b>D</b>	Defender
<b>EQ</b> Equal strength	<b>ET/Res</b>	Penalty end time/Result of game	<b>F</b>	Forward	<b>FO%</b>	% Face-offs won
<b>FO+</b> Face-offs won	<b>FO-</b>	Face-offs lost	<b>FO+/-</b>	Face-offs net	<b>G</b>	Goals
<b>GA</b> Goals against	<b>GDF</b>	Goal difference	<b>GF</b>	Goals for	<b>GK</b>	Goalkeeper
<b>GP</b> Games played	<b>L</b>	Losses	<b>MIP</b>	Minutes in play (GK)	<b>No.</b>	Jersey number
<b>OT</b> Overtime	<b>OTL</b>	Overtime losses	<b>OTW</b>	Overtime wins	<b>P</b>	Points
<b>PIM</b> Penalties in minutes	<b>Pos.</b>	Position	<b>PP1</b>	Power play - 1 player	<b>PPG</b>	Power play goals
<b>PTS</b> Points	<b>R</b>	Rank	<b>SHF</b>	Number of shifts	<b>SHG</b>	Shorthanded goals
<b>SOG</b> Shots on goal	<b>SVS</b>	Saves	<b>TOT</b>	Total	<b>TPP</b>	Time on power play
<b>TS</b> Total shots	<b>W</b>	Wins				




Shot Chart

Tabella azioni di tiro / Analyse des tirs

GER - JPN

Shots by GER  
Goal (o): 3  
Block (<): 4  
Save (+): 9  
Miss (-): 9



GK 20 of JPN



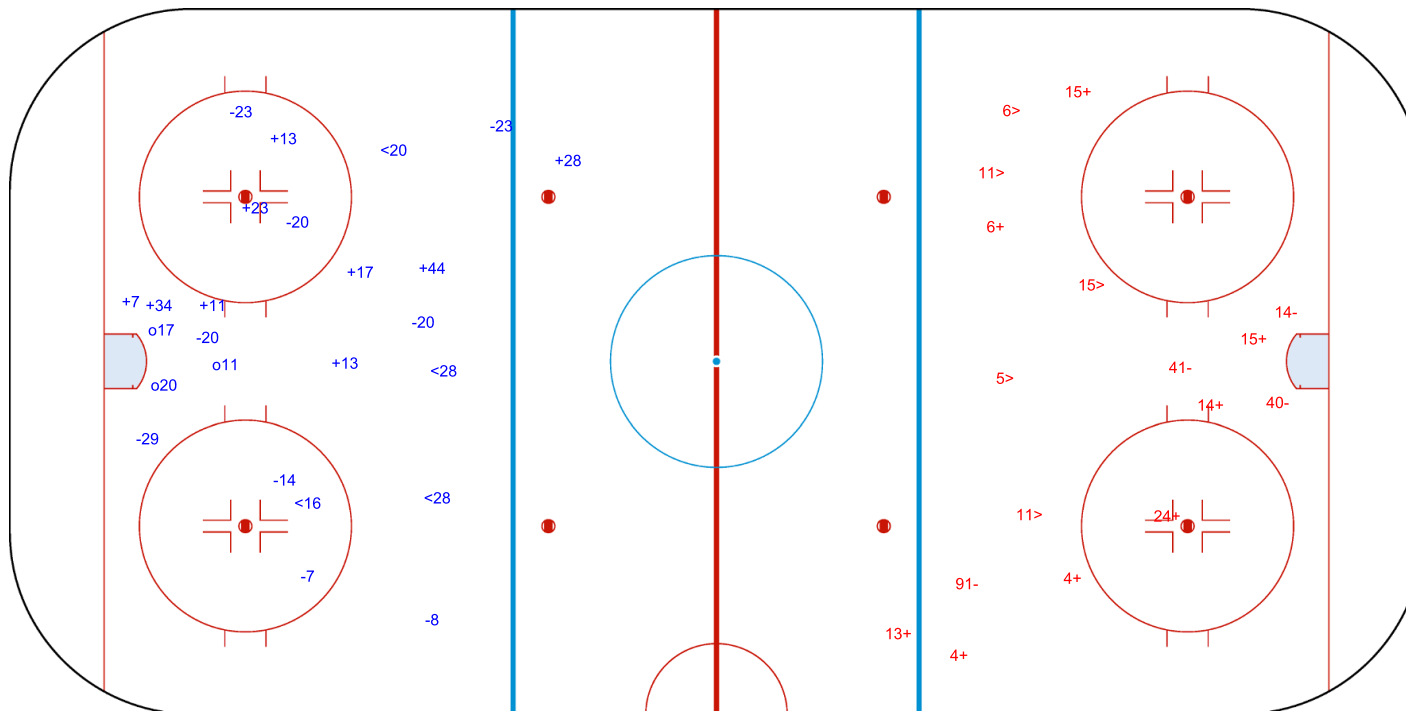
1st Period



Shots by JPN  
Goal (o): 0  
Block (>): 5  
Save (+): 8  
Miss (-): 4

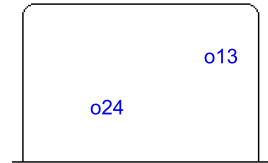


GK 35 of GER



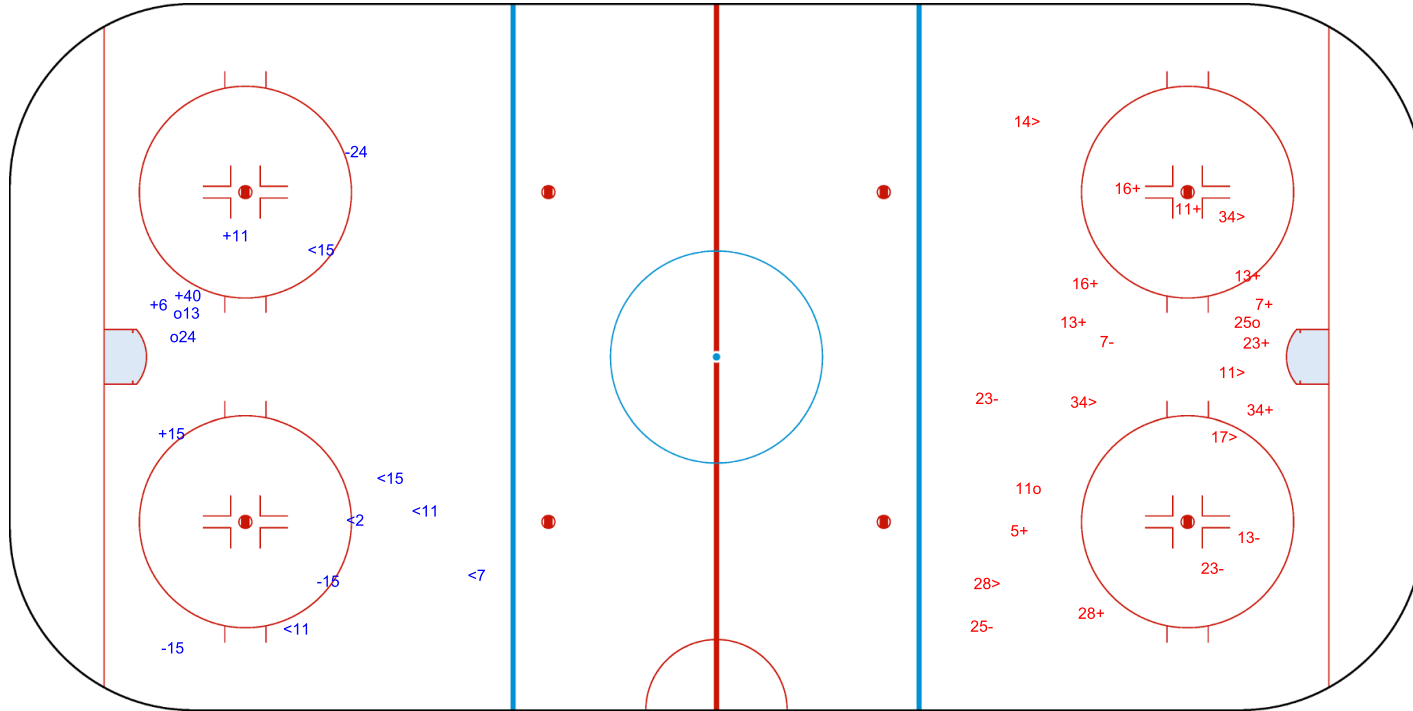


Shots by JPN  
Goal (o): 2  
Block (<): 6  
Save (+): 4  
Miss (-): 3



GK 35 of GER

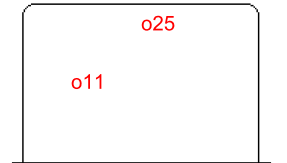
GER → 2nd Period ← JPN



Shots by GER  
Goal (o): 2  
Block (>): 6  
Save (+): 10  
Miss (-): 5



GK 20 of JPN



GK 31 of JPN

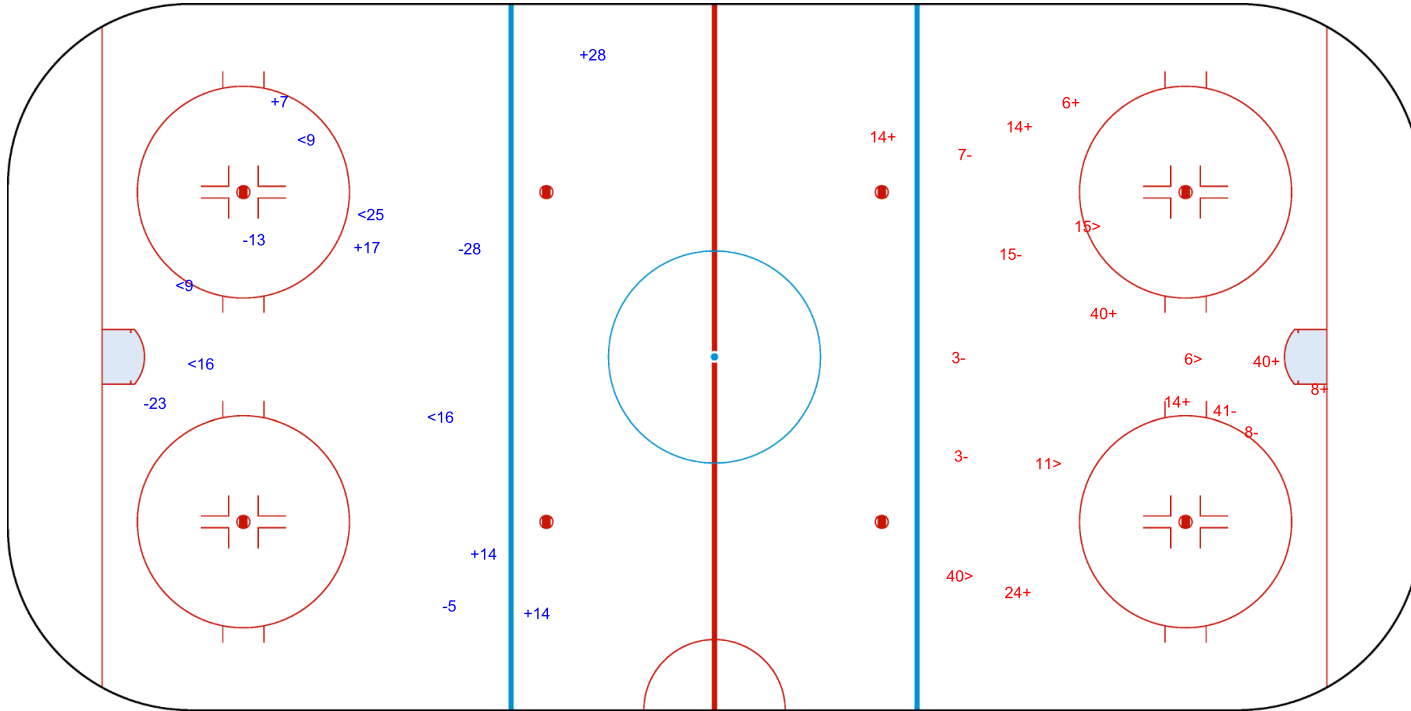


Shots by GER  
Goal (o): 0  
Block (<): 5  
Save (+): 5  
Miss (-): 4



GK 31 of JPN

JPN → 3rd Period ← GER



Shots by JPN  
Goal (o): 0  
Block (>): 4  
Save (+): 8  
Miss (-): 6



GK 35 of GER

Legend: GK Goalkeeper



### Face-off Chart

Tabella ingaggi / Statistiques des mises en jeu

#### GER - JPN

##### 1st PERIOD

	GER		JPN		GER		JPN		Total wins all zones				
	Def. zone	Att. zone	Neutral zone	Neutral zone	Att. zone	Def. zone	Att. zone	Def. zone					
	- 71	+ 40	+ 25	- 40	+ 34	- 40	+ 11	- 40	<table border="1"> <thead> <tr> <th>GER</th> <th>JPN</th> </tr> </thead> <tbody> <tr> <td>8 / 57%</td> <td>6 / 43%</td> </tr> </tbody> </table>	GER	JPN	8 / 57%	6 / 43%
GER	JPN												
8 / 57%	6 / 43%												
	- 25	+ 18	+ 23	- 18	+ 23	- 19	+ 11	- 40					
	+ 11	- 18	+ 23	- 19	+ 11	- 40	+ 11	- 40					
	- 23	+ 18	- 23	+ 40	- 7	+ 19	- 23	+ 40					
Total wins / period	1 / 25%	3 / 75%	3 / 75%	1 / 25%	4 / 67%	2 / 33%							

##### 2nd PERIOD

	GER		JPN		GER		JPN		Total wins all zones				
	Def. zone	Att. zone	Neutral zone	Neutral zone	Att. zone	Def. zone	Att. zone	Def. zone					
	- 23	+ 40	+ 11	- 40	- 7	+ 19	+ 7	- 19	<table border="1"> <thead> <tr> <th>GER</th> <th>JPN</th> </tr> </thead> <tbody> <tr> <td>10 / 53%</td> <td>9 / 47%</td> </tr> </tbody> </table>	GER	JPN	10 / 53%	9 / 47%
GER	JPN												
10 / 53%	9 / 47%												
	+ 7	- 91	+ 23	- 18	+ 7	- 19	+ 7	- 40					
	- 11	+ 15	- 11	+ 19	+ 7	- 40	- 11	+ 18					
	+ 7	- 19	- 7	+ 40	- 11	+ 18	+ 34	- 18					
	- 11	+ 15	- 23	+ 18	+ 34	- 18	- 23	+ 40					
Total wins / period	2 / 40%	3 / 60%	4 / 57%	3 / 43%	4 / 57%	3 / 43%							

##### 3rd PERIOD

	GER		JPN		GER		JPN		Total wins all zones				
	Def. zone	Att. zone	Neutral zone	Neutral zone	Att. zone	Def. zone	Att. zone	Def. zone					
	+ 11	- 19	- 11	+ 15	- 34	+ 18	+ 23	- 18	<table border="1"> <thead> <tr> <th>GER</th> <th>JPN</th> </tr> </thead> <tbody> <tr> <td>7 / 50%</td> <td>7 / 50%</td> </tr> </tbody> </table>	GER	JPN	7 / 50%	7 / 50%
GER	JPN												
7 / 50%	7 / 50%												
	- 23	+ 40	+ 23	- 18	+ 25	- 18	- 11	+ 19					
	+ 23	- 18			- 11	+ 19	+ 11	- 19					
	- 23	+ 40											
	- 11	+ 40											
Total wins / period	4 / 50%	4 / 50%	1 / 50%	1 / 50%	2 / 50%	2 / 50%							



TOTAL

Total wins / game	GER	JPN	GER	JPN	GER	JPN	Total wins all zones	
	Def. zone	Att. zone	Neutral zone		Att. zone	Def. zone	GER	JPN
	7 / 41%	10 / 59%	8 / 62%	5 / 38%	10 / 59%	7 / 41%	25 / 53%	22 / 47%

HEAD TO HEAD

	No.	JPN					Tot.	wins GER	Dz	Nz	Az
		15	18	19	40	91					
GER	7			3 - 2	1 - 1	1 - 0	8	5 63%	2 100%	1 50%	2 50%
	11	0 - 4	1 - 1	2 - 2	4 - 1		15	7 47%	2 33%	2 50%	3 60%
	23		4 - 2	2 - 0	2 - 6		16	8 50%	3 43%	4 67%	1 33%
	25		1 - 1		1 - 0		3	2 67%	0 0%	1 100%	1 100%
	34		2 - 1		1 - 0		4	3 75%			3 75%
	71				0 - 1		1	0 0%	0 0%		
<b>Tot.</b>		4	13	11	18	1	47	25 53%	7 41%	8 62%	10 59%
<b>wins JPN</b>		4 100%	5 38%	4 36%	9 50%	0 0%	22 47%				
<b>Dz</b>			2 40%	3 50%	2 33%		7 41%				
<b>Nz</b>		1 100%	1 25%	1 33%	2 40%		5 38%				
<b>Az</b>		3 100%	2 50%	0 0%	5 71%	0 0%	10 59%				

<b>Legend:</b>	<b>Att.</b> Attacking	<b>Az</b> Attacking zone	<b>Def.</b> Defending	<b>Dz</b> Defending zone
<b>No.</b> Jersey number	<b>Nz</b> Neutral zone	<b>Tot.</b> Total face-offs played		



## Line-Ups

Formazioni / Composition des equipes

### SWE - ITA

#### Referees

62 DOYLE Melissa (USA), 19 NEARY Shauna (CAN)

#### Goalkeepers

Team: SWE

##### No. Name

1 SVENSSON TRAFF Ebba  
30 SODERBERG Emma

#### Team Line-ups

Team: SWE (Blue)

##### No. Pos. Name

7 D	JUNGAKER	Mira
12 D	NYLEN PERSSON	Maja
8 F	SVENSSON	Hilda
23 F	JOHANSSON	Thea
26 F	OLSSON	Hanna +A
55 D	RAUNIO	Jenna
71 D	KJELLBIN	Anna +C
15 F	JOHANSSON	Lisa
19 F	HJALMARSSON	Sara +A
22 F	THUVIK	Hanna
9 D	ADOLFSSON	Jessica
14 D	KARLSSON	Ida
11 F	BOUVENG	Josefin
17 F	LUNDIN	Sofie
34 F	HALLIN	Mira
4 D	ANDERSSON	Linnea
25 F	LJUNGBLOM	Lina
29 F	WIKNER ZIENKIEWICZ	Felizia
89 F	HALL	Nicole
24 F	HEDQVIST	Ebba

Head Coach: LUNDBERG Ulf

#### NOT DRESSED:

35 GK HOLM Tindra

#### Linespersons

7 CLARKE Alexandra (CAN), 16 HAJKOVA Kristyna (CZE)

Team: ITA

##### No. Name

1 DURANTE Gabriella  
25 FEDEL Martina

Team: ITA (White)

##### No. Pos. Name

18 D	STOCKER	Franziska
93 D	MATTIVI	Nadia +C
10 F	ABATANGELO	Aurora
11 F	REYES	Justine
17 F	FANTIN	Matilde
13 D	LOBIS	Laura
77 D	FORTINO	Laura +A
8 F	CAUMO	Anna
12 F	ROCCELLA	Rebecca
19 F	DELLA ROVERE	Kristin
2 D	VARANO	Amie
27 D	GUERRIERO	Kristen
3 F	HEIDENBERGER	Manuela
21 F	MAZZOCCHI	Marta
82 F	TUTINO	Kayla +A
55 D	PIERRI	Jacquie
14 F	BONAFINI	Eleonora
15 F	NICCOLAI	Greta
22 F	KANEPPELE	Sara
4 F	SALETTA	Carola

Head Coach: BOUCHARD Eric

#### NOT DRESSED:

66 GK OSTONI Margherita

#### Legend:

<b>+A</b>	Alternate Captain	<b>+C</b>	Captain	<b>D</b>	Defender	<b>F</b>	Forward
<b>No.</b>	Jersey number	<b>Pos.</b>	Position				



SAT 7 FEB 2026

Start Time 14:40

Preliminary round - Group B, Game 8

Turno preliminare - Gruppo B, Partita 8 / Tour preliminaire - Groupe B, Match 8

## Graphical Line-ups

Schema grafico formazioni / Alignments

### SWE - ITA

#### Referees

62 DOYLE Melissa (USA), 19 NEARY Shauna (CAN)

#### Linespersons

7 CLARKE Alexandra (CAN), 16 HAJKOVA Kristyna (CZE)

Team: SWE - Sweden (Blue)

Head Coach: LUNDBERG Ulf

S1 1 SVENSSON TRAFF Ebba		
30 SODERBERG Emma		
S4 8 SVENSSON Hilda	S6 26 OLSSON Hanna +A	S5 23 JOHANSSON Thea
S2 7 JUNGAKER Mira	S3 12 NYLEN PERSSON Maja	
15 JOHANSSON Lisa	19 HJALMARSSON Sara +A	22 THUVIK Hanna
55 RAUNIO Jenna		71 KJELLBIN Anna +C
34 HALLIN Mira	17 LUNDIN Sofie	11 BOUVENG Josefin
9 ADOLFSSON Jessica		14 KARLSSON Ida
29 WIKNER ZIENKIEWICZ Felizia	25 LJUNGBLOM Lina	89 HALL Nicole
4 ANDERSSON Linnea		
	24 HEDQVIST Ebba	

Team: ITA - Italy (White)

Head Coach: BOUCHARD Eric

S1 25 FEDEL Martina		
1 DURANTE Gabriella		
S5 11 REYES Justine	S6 17 FANTIN Matilde	S4 10 ABATANGELO Aurora
S3 93 MATTIVI Nadia +C	S2 18 STOCKER Franziska	
12 ROCCELLA Rebecca	19 DELLA ROVERE Kristin	8 CAUMO Anna
13 LOBIS Laura		77 FORTINO Laura +A
3 HEIDENBERGER Manuela	82 TUTINO Kayla +A	21 MAZZOCCHI Marta
27 GUERRIERO Kristen		2 VARANO Amie
22 KANEPPELE Sara	15 NICCOLAI Greta	14 BONAFINI Eleonora
55 PIERRI Jacquie		
	4 SALETTA Carola	

#### Legend:

+A Alternate Captain

+C Captain

Sn Starting position



SAT 7 FEB 2026

Start Time 14:40  
End Time 16:56

Preliminary round - Group B, Game 8

Turno preliminare - Gruppo B, Partita 8 / Tour preliminaire - Groupe B, Match 8

## Game Summary

Tabella riassuntiva partita / Resume du match

### SWE - ITA 6 - 1 (1 - 0, 3 - 1, 2 - 0)

Spectators	Referees	Linespersons
10727	62 DOYLE Melissa (USA) , 19 NEARY Shauna (CAN)	7 CLARKE Alexandra (CAN) , 16 HAJKOVA Kristyna (CZE)

#### Team Statistics

Period	Score	SVS	SOG	PIM	TPP	PPG	SHG
1	1 : 0	9 : 9	10 : 9	0 : 2	1:34 : 0:00	0 : 0	0 : 0
2	3 : 1	7 : 14	17 : 8	2 : 0	0:26 : 2:00	0 : 0	0 : 0
3	2 : 0	2 : 18	20 : 2	0 : 2	2:00 : 0:00	0 : 0	0 : 0
<b>Total</b>	<b>6 : 1</b>	<b>18 : 41</b>	<b>47 : 19</b>	<b>2 : 4</b>	<b>4:00 : 2:00</b>	<b>0 : 0</b>	<b>0 : 0</b>

#### 1st Period

Action	Time	ET/Res	Team	Type	No.	Name	(G) Name of Assistant(s) / Action Description
GK	00:00		ITA		25	FEDEL M	- Goalkeeper in
GK	00:00		SWE		1	SVENSSON TRAFF E	- Goalkeeper in
<b>Goal</b>	<b>09:50</b>	<b>1 : 0</b>	<b>SWE</b>	<b>EQ</b>	<b>9</b>	<b>ADOLFFSSON J</b>	(1) 22 THUVIK H On Ice SWE 1 9 14 15 19 22 19 HJALMARSSON S ITA 25 8 12 19 55 93
Penalty	18:26	20:26	ITA	2 min.	93	MATTIVI N	- Illegal Hit

#### 2nd Period

Action	Time	ET/Res	Team	Type	No.	Name	(G) Name of Assistant(s) / Action Description
<b>Goal</b>	<b>29:36</b>	<b>2 : 0</b>	<b>SWE</b>	<b>EQ</b>	<b>17</b>	<b>LUNDIN S</b>	(1) 55 RAUNIO J On Ice SWE 1 11 12 17 71 89 71 KJELLBIN A ITA 25 11 17 18 22 93
Time-out	29:36		ITA				
<b>Goal</b>	<b>31:47</b>	<b>3 : 0</b>	<b>SWE</b>	<b>EQ</b>	<b>19</b>	<b>HJALMARSSON S</b>	(1) 14 KARLSSON I On Ice SWE 1 9 14 15 19 22 ITA 25 3 8 13 77 82
<b>Goal</b>	<b>33:30</b>	<b>3 : 1</b>	<b>ITA</b>	<b>EQ</b>	<b>18</b>	<b>STOCKER F</b>	(1) On Ice SWE 1 7 12 17 29 34 ITA 25 11 17 18 77 93
<b>Goal</b>	<b>34:39</b>	<b>4 : 1</b>	<b>SWE</b>	<b>EQ</b>	<b>26</b>	<b>OLSSON H</b>	(1) 4 ANDERSSON L On Ice SWE 1 4 8 9 23 26 23 JOHANSSON T ITA 25 8 12 13 17 27
Penalty	35:55	37:55	SWE	2 min.	71	KJELLBIN A	- Interference

#### 3rd Period

Action	Time	ET/Res	Team	Type	No.	Name	(G) Name of Assistant(s) / Action Description
<b>Goal</b>	<b>46:53</b>	<b>5 : 1</b>	<b>SWE</b>	<b>EQ</b>	<b>23</b>	<b>JOHANSSON T</b>	(2) 25 LJUNGBLOM L On Ice SWE 1 4 23 24 25 55 ITA 25 11 19 55 77 93
GK	46:53		ITA		1	DURANTE G	- Goalkeeper in
Penalty	50:49	52:49	ITA	2 min.	17	FANTIN M	- Boarding
<b>Goal</b>	<b>54:32</b>	<b>6 : 1</b>	<b>SWE</b>	<b>EQ</b>	<b>23</b>	<b>JOHANSSON T</b>	(3) 26 OLSSON H On Ice SWE 1 4 8 23 26 71 8 SVENSSON H ITA 1 8 19 77 82 93
GK	60:00		SWE				1 SVENSSON TRAFF E - Goalkeeper out
GK	60:00		ITA				1 DURANTE G - Goalkeeper out

#### Goalkeeper Records

Team : SWE - Sweden

No.	Name	SOG	SVS	MIP
1	SVENSSON TRAFF Ebba	19	18	60:00
30	SODERBERG Emma			

Team : ITA - Italy

No.	Name	SOG	SVS	MIP
25	FEDEL Martina	32	27	46:53
1	DURANTE Gabriella	15	14	13:07

#### Game Statistics

Team : SWE (Blue)

Head Coach : LUNDBERG UIF

No.	Pos.	Name	Shots on Goal							Time on Ice												
			G	A	P	PIM	FO+	FO-	FO+/-	FO%	1	2	3	OT	TS	+/-	1	2	3	OT	TOT	SHF
7	D	JUNGAKER Mira	0	0	0	0	0	0	0	0.00	0	2	1	3	-1	8:33	8:14	8:02		24:49	27	0:55
8	F	SVENSSON Hilda	0	1	1	0	0	0	0	0.00	1	1	1	3	+2	6:05	5:43	2:49		14:37	19	0:46
12	D	NYLEN PERSSON Maja	0	0	0	0	0	0	0	0.00	1	1	0	2	0	7:49	6:24	6:36		20:49	25	0:49
23	F	JOHANSSON Thea	2	1	3	0	0	0	0	0.00	0	1	3	4	+3	6:34	4:57	5:47		17:18	22	0:47



Head Coach : LUNDBERG Ulf

No.	Pos.	Name	G	A	P	PIM	FO+	FO-	FO+/-	FO%	Shots on Goal					+/-	Time on Ice				
											1	2	3	OT	TS		1	2	3	OT	TOT
26	F	OLSSON Hanna +A	1	1	2	0	6	9	-3	40.00	1	1	0	2	+2	7:48	4:36	5:45	18:09	23	0:47
15	F	JOHANSSON Lisa	0	0	0	0	0	0	0	0.00	1	3	0	4	+2	6:40	4:25	6:35	17:40	21	0:50
19	F	HJALMARSSON Sara +A	1	1	2	0	8	4	4	66.67	2	1	2	5	+2	5:40	6:54	4:57	17:31	24	0:43
22	F	THUVIK Hanna	0	1	1	0	0	0	0	0.00	0	1	1	2	+2	5:49	5:58	3:27	15:14	21	0:43
55	D	RAUNIO Jenna	0	1	1	0	0	0	0	0.00	2	0	2	4	+1	7:24	6:27	4:05	17:56	28	0:38
71	D	KJELLBIN Anna +C	0	1	1	2	0	0	0	0.00	0	1	0	1	+2	7:01	8:03	4:48	19:52	28	0:42
9	D	ADOLFSSON Jessica	1	0	1	0	0	0	0	0.00	1	0	1	2	+3	4:58	4:50	5:58	15:46	23	0:41
11	F	BOUVENG Josefina	0	0	0	0	0	0	0	0.00	1	1	0	2	+1	3:11	6:21	6:26	15:58	19	0:50
14	D	KARLSSON Ida	0	1	1	0	0	0	0	0.00	0	0	0	0	+2	3:50	4:12	5:13	13:15	21	0:37
17	F	LUNDIN Sofie	1	0	1	0	6	3	3	66.67	0	2	3	5	0	4:19	4:03	6:30	14:52	20	0:44
34	F	HALLIN Mira	0	0	0	0	0	0	0	0.00	0	1	1	2	-1	3:13	5:28	4:29	13:10	22	0:35
4	D	ANDERSSON Linnea	0	1	1	0	0	0	0	0.00	0	0	1	1	+3	0:25	1:10	4:12	5:47	10	0:34
25	F	LJUNGBLOM Lina	0	1	1	0	10	2	8	83.33	0	0	1	1	+1	3:28	4:18	4:47	12:33	19	0:39
29	F	WIKNER ZIENKIEWICZ Felizia	0	0	0	0	0	0	0	0.00	0	0	0	0	-1	2:34	2:51	2:27	7:52	17	0:27
89	F	HALL Nicole	0	0	0	0	0	0	0	0.00	0	1	2	3	+1	2:10	2:52	4:01	9:03	16	0:33
24	F	HEDQVIST Ebba	0	0	0	0	0	0	0	0.00	0	0	1	1	+1	1:19	0:00	3:02	4:21	8	0:32
1	GK	SVENSSON TRAFF Ebba	0	0	0	0					0	0	0	0							
30	GK	SODERBERG Emma	0	0	0	0					0	0	0	0							
<b>Total</b>			<b>6</b>	<b>10</b>	<b>16</b>	<b>2</b>	<b>30</b>	<b>18</b>	<b>12</b>	<b>62.50</b>	<b>10</b>	<b>17</b>	<b>20</b>	<b>47</b>							

Team : ITA (White)

Head Coach : BOUCHARD Eric

No.	Pos.	Name	G	A	P	PIM	FO+	FO-	FO+/-	FO%	Shots on Goal					+/-	Time on Ice				
											1	2	3	OT	TS		1	2	3	OT	TOT
10	F	ABATANGELO Aurora	0	0	0	0	0	0	0	0.00	0	1	0	1	0	6:47	3:10	4:04	14:01	25	0:33
11	F	REYES Justine	0	0	0	0	0	0	0	0.00	1	0	0	1	-1	6:32	5:52	5:31	17:55	28	0:38
17	F	FANTIN Matilde	0	0	0	2	5	4	1	55.56	2	1	0	3	-1	5:27	6:59	5:06	17:32	24	0:43
18	D	STOCKER Franziska	1	0	1	0	0	1	-1	0.00	1	2	0	3	0	8:28	7:02	7:25	22:55	27	0:50
93	D	MATTIVI Nadia +C	0	0	0	2	0	0	0	0.00	0	1	1	2	-3	8:15	8:40	6:31	23:26	29	0:48
8	F	CAUMO Anna	0	0	0	0	0	0	0	0.00	1	1	0	2	-4	6:19	9:46	6:13	22:18	21	1:03
12	F	ROCCELLA Rebecca	0	0	0	0	0	0	0	0.00	0	0	0	0	-2	4:39	4:44	3:54	13:17	17	0:46
13	D	LOBIS Laura	0	0	0	0	0	0	0	0.00	0	0	0	0	-2	6:19	6:35	5:41	18:35	25	0:44
19	F	DELLA ROVERE Kristin	0	0	0	0	8	8	0	50.00	0	1	0	1	-3	6:46	8:54	6:19	21:59	25	0:52
77	D	FORTINO Laura +A	0	0	0	0	0	0	0	0.00	1	0	0	1	-2	8:23	10:13	7:57	26:33	34	0:46
2	D	VARANO Amie	0	0	0	0	0	0	0	0.00	0	0	1	1	0	3:36	3:16	6:03	12:55	21	0:36
3	F	HEIDENBERGER Manuela	0	0	0	0	0	4	-4	0.00	1	0	0	1	-1	4:09	4:23	5:01	13:33	19	0:42
21	F	MAZZOCCHI Marta	0	0	0	0	0	0	0	0.00	0	0	0	0	0	4:05	1:54	2:06	8:05	14	0:34
27	D	GUERRIERO Kristen	0	0	0	0	0	0	0	0.00	0	0	0	0	-1	2:01	4:58	4:57	11:56	20	0:35
82	F	TUTINO Kayla +A	0	0	0	0	5	7	-2	41.67	1	1	0	2	-2	4:34	6:59	4:16	15:49	21	0:45
14	F	BONAFINI Eleonora	0	0	0	0	0	0	0	0.00	1	0	0	1	0	3:07	1:50	3:01	7:58	9	0:53
15	F	NICCOLAI Greta	0	0	0	0	0	3	-3	0.00	0	0	0	0	0	1:35	0:01	2:58	4:34	8	0:34
22	F	KANEPPELE Sara	0	0	0	0	0	0	0	0.00	0	0	0	0	-1	1:44	0:58	2:56	5:38	13	0:26
55	D	PIERRI Jacquie	0	0	0	0	0	0	0	0.00	0	0	0	0	-2	2:58	0:55	5:12	9:05	11	0:49
4	F	SALETTA Carola	0	0	0	0	0	3	-3	0.00	0	0	0	0	0	2:35	1:48	2:33	6:56	11	0:37
1	GK	DURANTE Gabriella	0	0	0	0					0	0	0	0							
25	GK	FEDEL Martina	0	0	0	0					0	0	0	0							
<b>Total</b>			<b>1</b>	<b>0</b>	<b>1</b>	<b>4</b>	<b>18</b>	<b>30</b>	<b>-12</b>	<b>37.50</b>	<b>9</b>	<b>8</b>	<b>2</b>	<b>19</b>							

SAT 7 FEB 2026

Start Time 14:40  
End Time 16:56

Preliminary round - Group B, Game 8

Turno preliminare - Gruppo B, Partita 8 / Tour preliminaire - Groupe B, Match 8



Group B

R	Team	GP	W	OTW	OTL	L	GDF	GF : GA	PTS
1	SWE	2	2	0	0	0	+8	10 : 2	6
2	GER	2	1	0	0	1	0	6 : 6	3
3	JPN	2	1	0	0	1	-2	5 : 7	3
4	ITA	2	1	0	0	1	-2	5 : 7	3
5	FRA	2	0	0	0	2	-4	3 : 7	0

	FRA	GER	ITA	JPN	SWE
FRA		MON 09 FEB 16:40	1:4	2:3	SUN 08 FEB 16:40
GER	MON 09 FEB 16:40		TUE 10 FEB 16:40	5:2	1:4
ITA	4:1	TUE 10 FEB 16:40		MON 09 FEB 12:10	1:6
JPN	3:2	2:5	MON 09 FEB 12:10		TUE 10 FEB 12:10
SWE	SUN 08 FEB 16:40	4:1	6:1	TUE 10 FEB 12:10	

Legend:

<b>(G)</b> Goals in tournament	<b>+/-</b> Plus/minus net	<b>+A</b> Alternate Captain	<b>+C</b> Captain
<b>A</b> Assists	<b>AVG</b> Average time on ice / shift	<b>D</b> Defender	<b>EQ</b> Equal strength
<b>ET/Res</b> Penalty end time/Result of game	<b>F</b> Forward	<b>FO%</b> % Face-offs won	<b>FO+</b> Face-offs won
<b>FO-</b> Face-offs lost	<b>FO+/-</b> Face-offs net	<b>G</b> Goals	<b>GA</b> Goals against
<b>GDF</b> Goal difference	<b>GF</b> Goals for	<b>GK</b> Goalkeeper	<b>GP</b> Games played
<b>L</b> Losses	<b>MIP</b> Minutes in play (GK)	<b>No.</b> Jersey number	<b>OT</b> Overtime
<b>OTL</b> Overtime losses	<b>OTW</b> Overtime wins	<b>P</b> Points	<b>PIM</b> Penalties in minutes
<b>Pos.</b> Position	<b>PPG</b> Power play goals	<b>PTS</b> Points	<b>R</b> Rank
<b>SHF</b> Number of shifts	<b>SHG</b> Shorthanded goals	<b>SOG</b> Shots on goal	<b>SVS</b> Saves
<b>TOT</b> Total	<b>TPP</b> Time on power play	<b>TS</b> Total shots	<b>W</b> Wins



Shot Chart

Tabella azioni di tiro / Analyse des tirs

SWE - ITA



1st Period



Shots by SWE

Goal (o): 1 Save (+): 9

Block (<): 5 Miss (-): 9



GK 25 of ITA

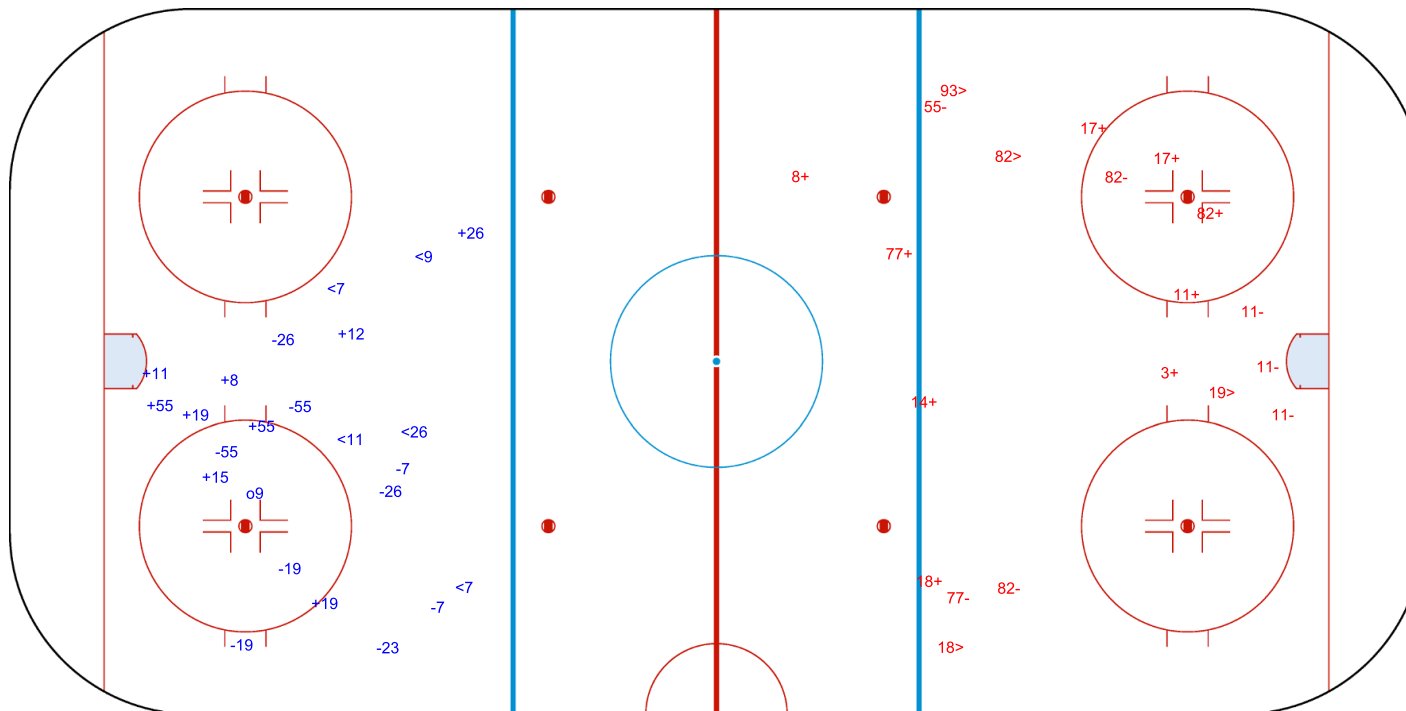
Shots by ITA

Goal (o): 0 Save (+): 9

Block (>): 4 Miss (-): 7



GK 1 of SWE





Shots by ITA

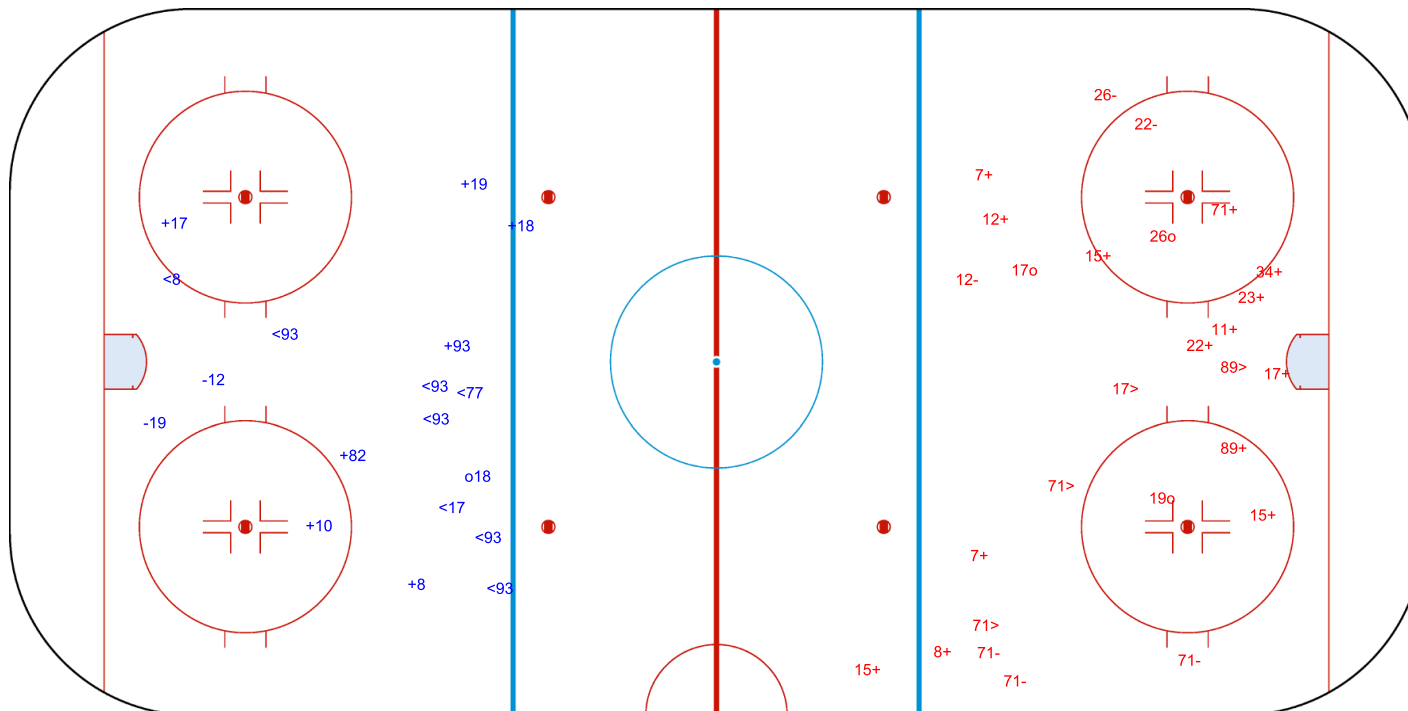
Goal (o): 1      Save (+): 7  
Block (<): 8      Miss (-): 2



GK 1 of SWE




2nd Period



Shots by SWE

Goal (o): 3      Save (+): 14  
Block (>): 4      Miss (-): 6



GK 25 of ITA




Shots by SWE

Goal (o): 2      Save (+): 18  
Block (<): 8      Miss (-): 7

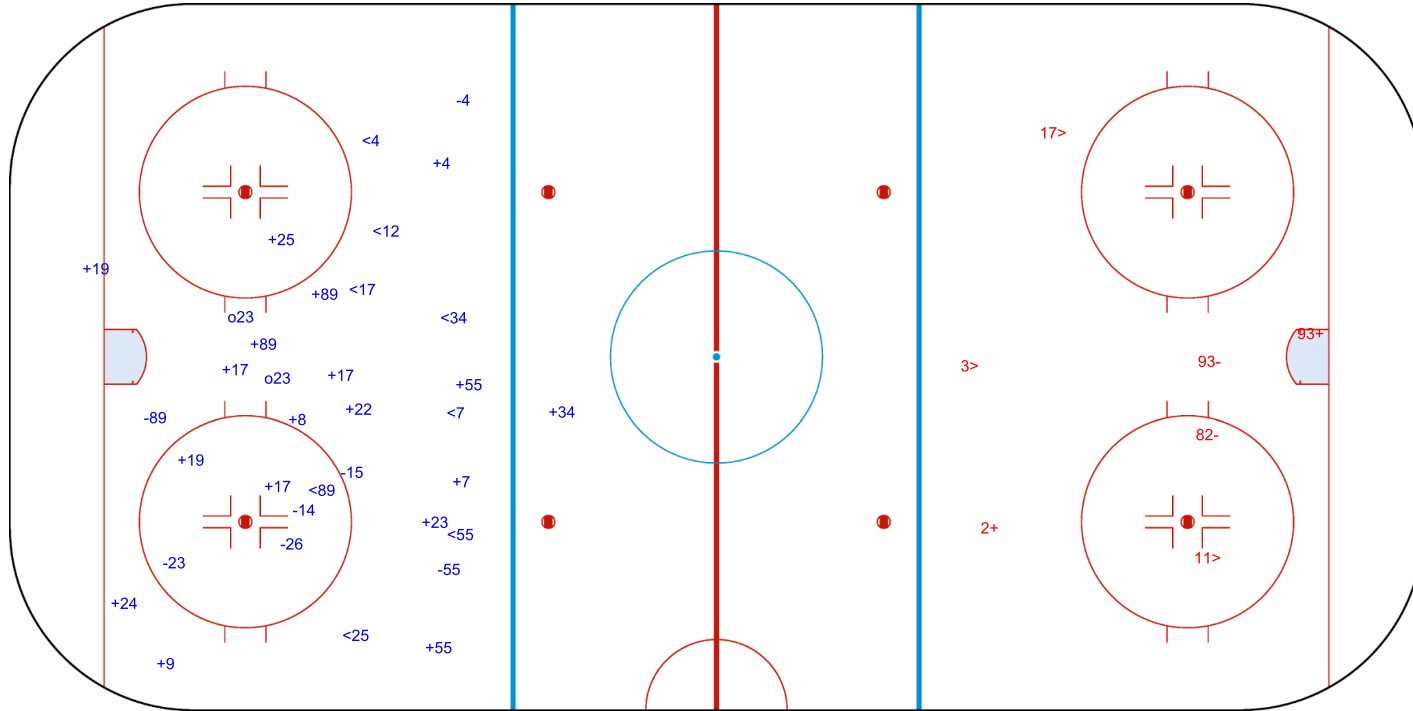


GK 1 of ITA



GK 25 of ITA

ITA → 3rd Period ← SWE



Shots by ITA

Goal (o): 0      Save (+): 2  
Block (>): 3      Miss (-): 2



GK 1 of SWE

Legend: GK Goalkeeper



## Face-off Chart

Tabella ingaggi / Statistiques des mises en jeu

### SWE - ITA

#### 1st PERIOD

	SWE		ITA		SWE		ITA						
	Def. zone	Att. zone	Neutral zone	Neutral zone	Att. zone	Def. zone	Att. zone	Def. zone					
	- 26	+ 19	+ 26	- 17	+ 26	- 15			Total wins all zones				
	- 26	+ 17	+ 25	- 4	- 19	+ 17							
	+ 25	- 17	+ 19	- 82	- 17	+ 19							
	+ 26	- 19			- 26	+ 82							
	- 19	+ 17			+ 26	- 4							
	- 26	+ 19			+ 17	- 19							
	- 26	+ 19			+ 25	- 19							
Total wins / period	2 / 33%	4 / 67%	3 / 100%	0 / 0%	4 / 57%	3 / 43%			<table border="1"> <thead> <tr> <th>SWE</th> <th>ITA</th> </tr> </thead> <tbody> <tr> <td>9 / 56%</td> <td>7 / 44%</td> </tr> </tbody> </table>	SWE	ITA	9 / 56%	7 / 44%
SWE	ITA												
9 / 56%	7 / 44%												

#### 2nd PERIOD

	SWE		ITA		SWE		ITA						
	Def. zone	Att. zone	Neutral zone	Neutral zone	Att. zone	Def. zone	Att. zone	Def. zone					
	+ 19	- 82	- 26	+ 19	- 17	+ 82			Total wins all zones				
			- 19	+ 82	+ 25	- 19							
			+ 17	- 17	+ 17	- 82							
			- 19	+ 82	- 26	+ 19							
			- 17	+ 19	+ 19	- 82							
			+ 17	- 19	- 26	+ 19							
			- 25	+ 17	+ 19	- 4							
Total wins / period	1 / 100%	0 / 0%	3 / 38%	5 / 62%	4 / 57%	3 / 43%			<table border="1"> <thead> <tr> <th>SWE</th> <th>ITA</th> </tr> </thead> <tbody> <tr> <td>8 / 50%</td> <td>8 / 50%</td> </tr> </tbody> </table>	SWE	ITA	8 / 50%	8 / 50%
SWE	ITA												
8 / 50%	8 / 50%												

#### 3rd PERIOD

	SWE		ITA		SWE		ITA						
	Def. zone	Att. zone	Neutral zone	Neutral zone	Att. zone	Def. zone	Att. zone	Def. zone					
	+ 17	- 3	- 26	+ 19	+ 25	- 18			Total wins all zones				
	- 25	+ 17	+ 26	- 17	+ 19	- 82							
			+ 19	- 82	+ 25	- 3							
					+ 26	- 15							
					- 26	+ 82							
					+ 25	- 19							
					+ 25	- 3							
					+ 25	- 15							
					+ 19	- 19							
					+ 17	- 19							
					+ 25	- 3							
Total wins / period	1 / 50%	1 / 50%	2 / 67%	1 / 33%	10 / 91%	1 / 9%			<table border="1"> <thead> <tr> <th>SWE</th> <th>ITA</th> </tr> </thead> <tbody> <tr> <td>13 / 81%</td> <td>3 / 19%</td> </tr> </tbody> </table>	SWE	ITA	13 / 81%	3 / 19%
SWE	ITA												
13 / 81%	3 / 19%												



TOTAL

Total wins / game	SWE	ITA	SWE	ITA	SWE	ITA	Total wins all zones	
	Def. zone	Att. zone	Neutral zone		Att. zone	Def. zone	SWE	ITA
	4 / 44%	5 / 56%	8 / 57%	6 / 43%	18 / 72%	7 / 28%	30 / 63%	18 / 37%

HEAD TO HEAD

No.	ITA							Tot.	wins SWE	Dz	Nz	Az
	3	4	15	17	18	19	82					
17	1 - 0			1 - 0		3 - 2	1 - 1	9	6 67%	1 100%	2 67%	3 60%
19		1 - 0		0 - 2		1 - 0	6 - 2	12	8 67%	1 50%	3 60%	4 80%
25	3 - 0	1 - 0	1 - 0	1 - 2	1 - 0	3 - 0		12	10 83%	1 50%	1 50%	8 100%
26		1 - 0	2 - 0	2 - 1		1 - 6	0 - 2	15	6 40%	1 25%	2 50%	3 43%
<b>Tot.</b>	4	3	3	9	1	16	12	48	30 63%	4 44%	8 57%	18 72%
<b>wins ITA</b>	0 0%	0 0%	0 0%	5 56%	0 0%	8 50%	5 42%	18 37%				
<b>Dz</b>	0 0%	0 0%	0 0%	1 100%	0 0%	3 33%	3 50%	7 28%				
<b>Nz</b>		0 0%		1 25%		3 75%	2 40%	6 43%				
<b>Az</b>	0 0%			3 75%		2 67%	0 0%	5 56%				

<b>Legend:</b>	<b>Att.</b> Attacking	<b>Az</b> Attacking zone	<b>Def.</b> Defending	<b>Dz</b> Defending zone
<b>No.</b> Jersey number	<b>Nz</b> Neutral zone	<b>Tot.</b> Total face-offs played		



## Line-Ups

Formazioni / Composition des equipes

### USA - FIN

#### Referees

14 HENRIKSSON Ida (SWE), 15 MANTHA Elizabeth (CAN)

#### Goalkeepers

Team: USA

##### No. Name

31 FRANKEL Aerin  
33 PHILIPS Gwyneth

#### Team Line-ups

Team: USA (Blue)

##### No. Pos. Name

5 D	KELLER Megan	+A
10 D	EDWARDS Laila	
21 F	KNIGHT Hilary	+C
23 F	BILKA Hannah	
25 F	CARPENTER Alex	+A
4 D	HARVEY Caroline	
8 D	WINN Haley	
17 F	CURL Britta	
27 F	HEISE Taylor	
37 F	MURPHY Abbey	
2 D	STECKLEIN Lee	
3 D	BARNES Cayla	
9 F	SIMMS Kirsten	
12 F	PANNEK Kelly	
26 F	COYNE Kendall	
6 D	GUILDAY Rory	
13 F	ZUMWINKLE Grace	
22 F	JANECKE Tessa	
24 F	DUNNE Joy	
16 F	SCAMURRA Hayley	

Head Coach: WROBLEWSKI John

#### NOT DRESSED:

30 GK McNAUGHTON Ava

#### Linespersons

84 CAMERON-WARD Jennifer (USA), 50 TODD Justine (CAN)

Team: FIN

##### No. Name

1 AHOLA Sanni  
36 KEISALA Anni

Team: FIN (White)

##### No. Pos. Name

9 D	LAITINEN Nelli	+A
88 D	SAVOLAINEN Ronja	+A
10 F	HOLOPAINEN Elisa	
33 F	KARVINEN Michelle	+C
77 F	TAPANI Susanna	
6 D	HIIRIKOSKI Jenni	
8 D	SUORANTA Elli	
18 F	NYLUND Jenniina	
24 F	VAINIKKA Viivi	
40 F	TULUS Noora	
2 D	KARJALAINEN Sini	
7 D	RANTALA Sanni	
16 F	NIEMINEN Petra	
19 F	KUOPPALA Ida	
61 F	NUUTINEN Emma	
5 D	YRJOLA Siiri	
12 F	VANHANEN Sanni	
22 F	SCHALIN Julia	
91 F	LIKALA Julia	
32 F	VESA Emilia	

Head Coach: LEHTERA Tero

#### NOT DRESSED:

30 GK KYRKKO Emilia

#### Legend:

<b>+A</b>	Alternate Captain	<b>+C</b>	Captain	<b>D</b>	Defender	<b>F</b>	Forward
<b>No.</b>	Jersey number	<b>Pos.</b>	Position				



## Graphical Line-ups

Schema grafico formazioni / Alignments

### USA - FIN

**Referees**

14 HENRIKSSON Ida (SWE), 15 MANTHA Elizabeth (CAN)

**Linespersons**

84 CAMERON-WARD Jennifer (USA), 50 TODD Justine (CAN)

**Team:** USA - United States of America (Blue)

**Head Coach:** WROBLEWSKI John

<b>S1</b> 31 FRANKEL Aerin		
33 PHILIPS Gwyneth		
23 BILKA Hannah	25 CARPENTER Alex +A	21 KNIGHT Hilary +C
5 KELLER Megan +A		10 EDWARDS Laila
17 CURL Britta	27 HEISE Taylor	37 MURPHY Abbey
<b>S2</b> 4 HARVEY Caroline		<b>S3</b> 8 WINN Haley
<b>S6</b> 26 COYNE Kendall	<b>S4</b> 12 PANNEK Kelly	9 SIMMS Kirsten
2 STECKLEIN Lee		3 BARNES Cayla
24 DUNNE Joy	22 JANECKE Tessa	<b>S5</b> 13 ZUMWINKLE Grace
6 GUILDAY Rory		
16 SCAMURRA Hayley		

**Team:** FIN - Finland (White)

**Head Coach:** LEHTERA Tero

<b>S1</b> 1 AHOLA Sanni		
36 KEISALA Anni		
<b>S5</b> 33 KARVINEN Michelle +C	<b>S6</b> 77 TAPANI Susanna	<b>S4</b> 10 HOLOPAINEN Elisa
<b>S3</b> 88 SAVOLAINEN Ronja +A		<b>S2</b> 9 LAITINEN Nelli +A
24 VAINIKKA Viivi	40 TULUS Noora	18 NYLUND Jenniina
8 SUORANTA Eli		6 HIIRIKOSKI Jenni
19 KUOPPALA Ida	16 NIEMINEN Petra	61 NUUTINEN Emma
2 KARJALAINEN Sini		7 RANTALA Sanni
22 SCHALIN Julia	12 VANHANEN Sanni	91 LIIKALA Julia
		5 YRJOLA Siiri
		32 VESA Emilia

**Legend:**

+A Alternate Captain

+C Captain

Sn

Starting position



### Game Summary

Tabella riassuntiva partita / Resume du match

**USA - FIN 5 - 0 (1 - 0 , 3 - 0 , 1 - 0)**

Spectators	Referees	Linespersons
3843	14 HENRIKSSON Ida (SWE) , 15 MANTHA Elizabeth (CAN)	84 CAMERON-WARD Jennifer (USA) , 50 TODD Justine (CAN)

#### Team Statistics

Period	Score	SVS	SOG	PIM	TPP	PPG	SHG
1	1 : 0	4 : 14	15 : 4	0 : 4	2:07 : 0:00	1 : 0	0 : 0
2	3 : 0	5 : 18	21 : 5	0 : 4	2:53 : 0:00	1 : 0	0 : 0
3	1 : 0	2 : 12	13 : 2	0 : 4	4:00 : 0:00	0 : 0	0 : 0
<b>Total</b>	<b>5 : 0</b>	<b>11 : 44</b>	<b>49 : 11</b>	<b>0 : 12</b>	<b>9:00 : 0:00</b>	<b>2 : 0</b>	<b>0 : 0</b>

#### 1st Period

Action	Time	ET/Res	Team	Type	No.	Name	(G) Name of Assistant(s) / Action Description
GK	00:00		FIN		1	AHOLA S	- Goalkeeper in
GK	00:00		USA		31	FRANKEL A	- Goalkeeper in
Penalty	05:41	07:41	FIN	2 min.	33	KARVINEN M	- Holding the Stick
Penalty	15:12	15:19	FIN	2 min.	77	TAPANI S	- Hooking
<b>Goal</b>	<b>15:19</b>	<b>1 : 0</b>	<b>USA</b>	<b>PP1</b>	<b>25</b>	<b>CARPENTER A</b>	(2) 10 EDWARDS L On Ice USA 31 5 10 21 23 25 * 5 KELLER M FIN 1 2 6 12 22

#### 2nd Period

Action	Time	ET/Res	Team	Type	No.	Name	(G) Name of Assistant(s) / Action Description
<b>Goal</b>	<b>22:31</b>	<b>2 : 0</b>	<b>USA</b>	<b>EQ</b>	<b>27</b>	<b>HEISE T</b>	(1) 37 MURPHY A On Ice USA 31 3 8 17 27 37 17 CURL B FIN 1 7 12 19 61 88
<b>Goal</b>	<b>23:37</b>	<b>3 : 0</b>	<b>USA</b>	<b>EQ</b>	<b>5</b>	<b>KELLER M</b>	(1) On Ice USA 31 5 10 12 16 26 FIN 1 5 7 18 24 40
Penalty	28:24	29:17	FIN	2 min.	88	SAVOLAINEN R	- Holding
<b>Goal</b>	<b>29:17</b>	<b>4 : 0</b>	<b>USA</b>	<b>PP1</b>	<b>21</b>	<b>KNIGHT H</b>	(2) 10 EDWARDS L On Ice USA 31 5 10 21 23 25 * 5 KELLER M FIN 1 6 8 12 22
Penalty	31:11	33:11	FIN	2 min.	6	HIIRIKOSKI J	- Tripping

#### 3rd Period

Action	Time	ET/Res	Team	Type	No.	Name	(G) Name of Assistant(s) / Action Description
Penalty	41:29	43:29	FIN	2 min.	16	NIEMINEN P	- Tripping
Penalty	44:01	46:01	FIN	2 min.	40	TULUS N	- Hooking
<b>Goal</b>	<b>55:56</b>	<b>5 : 0</b>	<b>USA</b>	<b>EQ</b>	<b>37</b>	<b>MURPHY A</b>	(1) 17 CURL B On Ice USA 31 4 5 17 27 37 4 HARVEY C FIN 1 9 16 19 61 88
Time-out	59:40		FIN				
GK	59:40		FIN				1 AHOLA S - Goalkeeper out
GK	60:00		USA				31 FRANKEL A - Goalkeeper out

#### Goalkeeper Records

Team : USA - United States of America

Team : FIN - Finland

No.	Name	SOG	SVS	MIP
31	FRANKEL Aerin	11	11	60:00
33	PHILIPS Gwyneth			

No.	Name	SOG	SVS	MIP
1	AHOLA Sanni	49	44	59:40
36	KEISALA Anni			

#### Game Statistics

Team : USA (Blue)

Head Coach : WROBLEWSKI John

No.	Pos.	Name	Shots on Goal							Time on Ice												
			G	A	P	PIM	FO+	FO-	FO+/-	FO%	1	2	3	OT	TS	+/-	1	2	3	OT	TOT	SHF
5	D	KELLER Megan +A	1	2	3	0	0	0	0	0.00	2	1	0	3	+2	7:17	7:27	6:09		20:53	24	0:52
10	D	EDWARDS Laila	0	2	2	0	0	0	0	0.00	1	0	0	1	+1	6:50	7:45	6:10		20:45	23	0:54
21	F	KNIGHT Hilary +C	1	0	1	0	0	0	0	0.00	0	2	1	3	0	5:35	5:33	3:45		14:53	15	0:59
23	F	BILKA Hannah	0	0	0	0	0	0	0	0.00	2	2	0	4	0	6:16	5:05	3:51		15:12	17	0:53
25	F	CARPENTER Alex +A	1	0	1	0	14	3	11	82.35	1	1	1	3	0	5:36	5:05	4:19		15:00	17	0:52
4	D	HARVEY Caroline	0	1	1	0	0	0	0	0.00	3	4	2	9	+1	7:33	8:54	8:36		25:03	28	0:53



Head Coach : WROBLEWSKI John										Shots on Goal				Time on Ice									
No.	Pos.	Name	G	A	P	PIM	FO+	FO-	FO+/-	FO%	1	2	3	OT	TS	+/-	1	2	3	OT	TOT	SHF	AVG
8	D	WINN Haley	0	0	0	0	0	0	0	0.00	1	1	1		3	+1	5:12	5:29	5:29		16:10	18	0:53
17	F	CURL Britta	0	2	2	0	6	3	3	66.67	0	0	1		1	+2	3:40	4:27	3:21		11:28	19	0:36
27	F	HEISE Taylor	1	0	1	0	7	4	3	63.64	1	1	0		2	+2	5:46	5:48	5:43		17:17	22	0:47
37	F	MURPHY Abbey	1	1	2	0	0	0	0	0.00	0	1	2		3	+2	4:00	5:27	3:34		13:01	19	0:41
2	D	STECKLEIN Lee	0	0	0	0	0	0	0	0.00	0	0	1		1	0	5:08	2:51	4:41		12:40	17	0:44
3	D	BARNES Cayla	0	0	0	0	0	0	0	0.00	0	0	0		0	+1	6:12	4:51	4:52		15:55	22	0:43
9	F	SIMMS Kirsten	0	0	0	0	0	0	0	0.00	0	0	0		0	0	4:25	3:14	6:57		14:36	18	0:48
12	F	PANNEK Kelly	0	0	0	0	10	4	6	71.43	0	1	1		2	+1	4:24	4:25	5:42		14:31	19	0:45
26	F	COYNE Kendall	0	0	0	0	0	0	0	0.00	1	1	1		3	+1	5:11	4:56	5:56		16:03	20	0:48
6	D	GUILDAY Rory	0	0	0	0	0	0	0	0.00	0	0	0		0	0	1:38	1:38	1:44		5:00	7	0:42
13	F	ZUMWINKLE Grace	0	0	0	0	0	0	0	0.00	0	3	1		4	0	3:50	4:24	3:52		12:06	15	0:48
22	F	JANECKE Tessa	0	0	0	0	7	5	2	58.33	1	0	0		1	0	5:30	5:41	6:19		17:30	18	0:58
24	F	DUNNE Joy	0	0	0	0	0	0	0	0.00	1	3	1		5	0	4:01	3:55	3:47		11:43	15	0:46
16	F	SCAMURRA Hayley	0	0	0	0	0	0	0	0.00	1	0	0		1	+1	2:22	3:05	5:13		10:40	13	0:49
31	GK	FRANKEL Aerin	0	0	0	0					0	0	0		0								
33	GK	PHILIPS Gwyneth	0	0	0	0					0	0	0		0								
<b>Total</b>			<b>5</b>	<b>8</b>	<b>13</b>	<b>0</b>	<b>44</b>	<b>19</b>	<b>25</b>	<b>69.84</b>	<b>15</b>	<b>21</b>	<b>13</b>		<b>49</b>								

**Team : FIN (White)**

Head Coach : LEHTERA Tero										Shots on Goal				Time on Ice									
No.	Pos.	Name	G	A	P	PIM	FO+	FO-	FO+/-	FO%	1	2	3	OT	TS	+/-	1	2	3	OT	TOT	SHF	AVG
9	D	LAITINEN Nelli +A	0	0	0	0	0	0	0	0.00	0	0	0		0	-1	7:49	8:28	7:43		24:00	31	0:46
10	F	HOLOPAINEN Elisa	0	0	0	0	0	0	0	0.00	0	0	0		0	0	4:28	5:19	4:26		14:13	21	0:40
33	F	KARVINEN Michelle +C	0	0	0	2	0	0	0	0.00	0	1	0		1	0	5:06	5:11	3:56		14:13	21	0:40
77	F	TAPANI Susanna	0	0	0	2	4	8	-4	33.33	0	0	0		0	0	6:27	4:56	4:08		15:31	23	0:40
88	D	SAVOLAINEN Ronja +A	0	0	0	2	0	0	0	0.00	1	1	0		2	-2	7:54	8:45	6:34		23:13	29	0:48
6	D	HIIRIKOSKI Jenni	0	0	0	2	0	0	0	0.00	0	0	0		0	0	6:46	6:37	6:24		19:47	27	0:43
8	D	SUORANTA Elli	0	0	0	0	0	0	0	0.00	0	0	0		0	0	3:18	4:44	5:12		13:14	19	0:41
18	F	NYLUND Jenniina	0	0	0	0	0	0	0	0.00	0	0	0		0	-1	5:53	4:53	6:11		16:57	22	0:46
24	F	VAINIKKA Viivi	0	0	0	0	3	7	-4	30.00	1	0	0		1	-1	5:56	5:14	7:12		18:22	25	0:44
40	F	TULUS Noora	0	0	0	2	4	9	-5	30.77	0	0	0		0	-1	4:43	3:22	4:42		12:47	23	0:33
2	D	KARJALAINEN Sini	0	0	0	0	0	0	0	0.00	0	0	0		0	0	2:51	3:09	4:16		10:16	16	0:38
7	D	RANTALA Sanni	0	0	0	0	0	0	0	0.00	0	0	0		0	-2	6:11	4:24	5:23		15:58	27	0:35
16	F	NIEMINEN Petra	0	0	0	2	3	10	-7	23.08	1	1	0		2	-1	3:59	4:50	3:50		12:39	24	0:31
19	F	KUOPPALA Ida	0	0	0	0	0	0	0	0.00	0	1	0		1	-2	4:30	5:14	3:51		13:35	18	0:45
61	F	NUUTINEN Emma	0	0	0	0	0	0	0	0.00	1	1	0		2	-2	4:31	3:25	4:11		12:07	19	0:38
5	D	YRJOLA Siiri	0	0	0	0	0	0	0	0.00	0	0	0		0	-1	5:11	3:59	4:28		13:38	20	0:40
12	F	VANHANEN Sanni	0	0	0	0	5	10	-5	33.33	0	0	1		1	-1	4:01	4:18	4:57		13:16	21	0:37
22	F	SCHALIN Julia	0	0	0	0	0	0	0	0.00	0	0	0		0	0	4:30	5:45	3:33		13:48	21	0:39
91	F	LIKALA Julia	0	0	0	0	0	0	0	0.00	0	0	1		1	0	2:58	1:30	3:16		7:44	13	0:35
32	F	VESA Emilia	0	0	0	0	0	0	0	0.00	0	0	0		0	0	0:51	3:01	2:01		5:53	11	0:32
1	GK	AHOLA Sanni	0	0	0	0					0	0	0		0								
36	GK	KEISALA Anni	0	0	0	0					0	0	0		0								
<b>Total</b>			<b>0</b>	<b>0</b>	<b>0</b>	<b>12</b>	<b>19</b>	<b>44</b>	<b>-25</b>	<b>30.16</b>	<b>4</b>	<b>5</b>	<b>2</b>		<b>11</b>								

**Group A**

R	Team	GP	W	OTW	OTL	L	GDF	GF : GA	PTS
1	USA	2	2	0	0	0	+9	10 : 1	<b>6</b>
2	SUI	1	0	1	0	0	+1	4 : 3	<b>2</b>
3	CZE	2	0	0	1	1	-5	4 : 9	<b>1</b>
4	FIN	1	0	0	0	1	-5	0 : 5	<b>0</b>
-	CAN	0							

	CAN	CZE	FIN	SUI	USA
CAN		MON 09 FEB 21:10	THU 12 FEB 14:30	SAT 07 FEB 21:10	TUE 10 FEB 20:10
CZE	MON 09 FEB 21:10		SUN 08 FEB 21:10	3:4	1:5
FIN	THU 12 FEB 14:30	SUN 08 FEB 21:10		TUE 10 FEB 21:10	0:5
SUI	SAT 07 FEB 21:10	4:3	TUE 10 FEB 21:10		MON 09 FEB 20:40
USA	TUE 10 FEB 20:10	5:1	5:0	MON 09 FEB 20:40	



Legend:		
<b>(G)</b> Goals in tournament	*	Does not count for Plus/minus
<b>+C</b> Captain	<b>A</b>	Assists
<b>EQ</b> Equal strength	<b>ET/Res</b>	Penalty end time/Result of game
<b>FO+</b> Face-offs won	<b>FO-</b>	Face-offs lost
<b>GA</b> Goals against	<b>GDF</b>	Goal difference
<b>GP</b> Games played	<b>L</b>	Losses
<b>OT</b> Overtime	<b>OTL</b>	Overtime losses
<b>PIM</b> Penalties in minutes	<b>Pos.</b>	Position
<b>PTS</b> Points	<b>R</b>	Rank
<b>SOG</b> Shots on goal	<b>SVS</b>	Saves
<b>TS</b> Total shots	<b>W</b>	Wins
<b>+/-</b>		Plus/minus net
<b>AVG</b>		Average time on ice / shift
<b>F</b>		Forward
<b>FO+/-</b>		Face-offs net
<b>GF</b>		Goals for
<b>MIP</b>		Minutes in play (GK)
<b>OTW</b>		Overtime wins
<b>PP1</b>		Power play - 1 player
<b>SHF</b>		Number of shifts
<b>TOT</b>		Total
<b>+A</b>		Alternate Captain
<b>D</b>		Defender
<b>FO%</b>		% Face-offs won
<b>G</b>		Goals
<b>GK</b>		Goalkeeper
<b>No.</b>		Jersey number
<b>P</b>		Points
<b>PPG</b>		Power play goals
<b>SHG</b>		Shorthanded goals
<b>TPP</b>		Time on power play

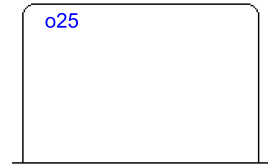


Shot Chart  
Tabella azioni di tiro / Analyse des tirs

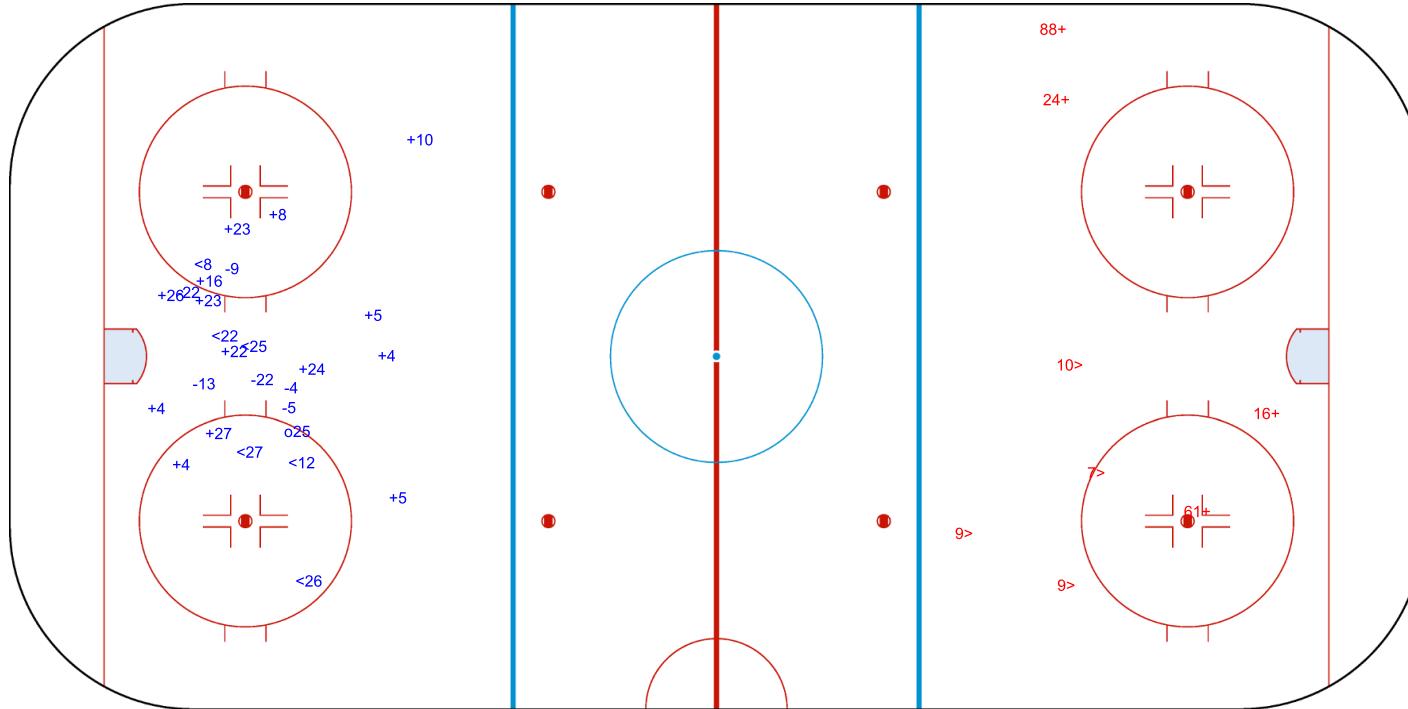
USA - FIN



Shots by USA  
Goal (o): 1  
Block (<): 6  
Save (+): 14  
Miss (-): 6



GK 1 of FIN




Shots by FIN  
Goal (o): 0  
Block (>): 4  
Save (+): 4  
Miss (-): 0



GK 31 of USA



Shots by FIN  
Goal (o): 0  
Block (<): 1  
Save (+): 5  
Miss (-): 2



GK 31 of USA



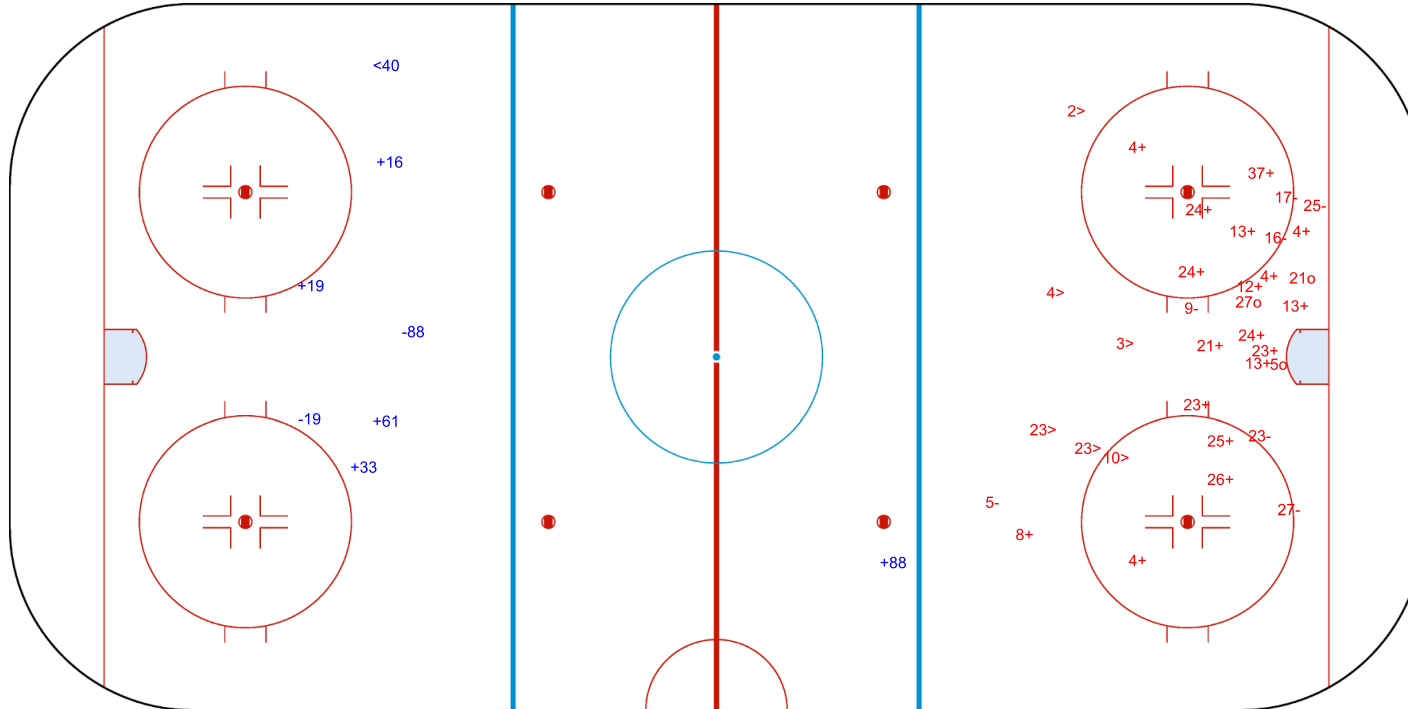
2nd Period



Shots by USA  
Goal (o): 3  
Block (>): 6  
Save (+): 18  
Miss (-): 7



GK 1 of FIN






Shots by USA

Goal (o): 1

Block (<): 5

Save (+): 12

Miss (-): 6



o37

GK 1 of FIN



3rd Period



Shots by FIN

Goal (o): 0

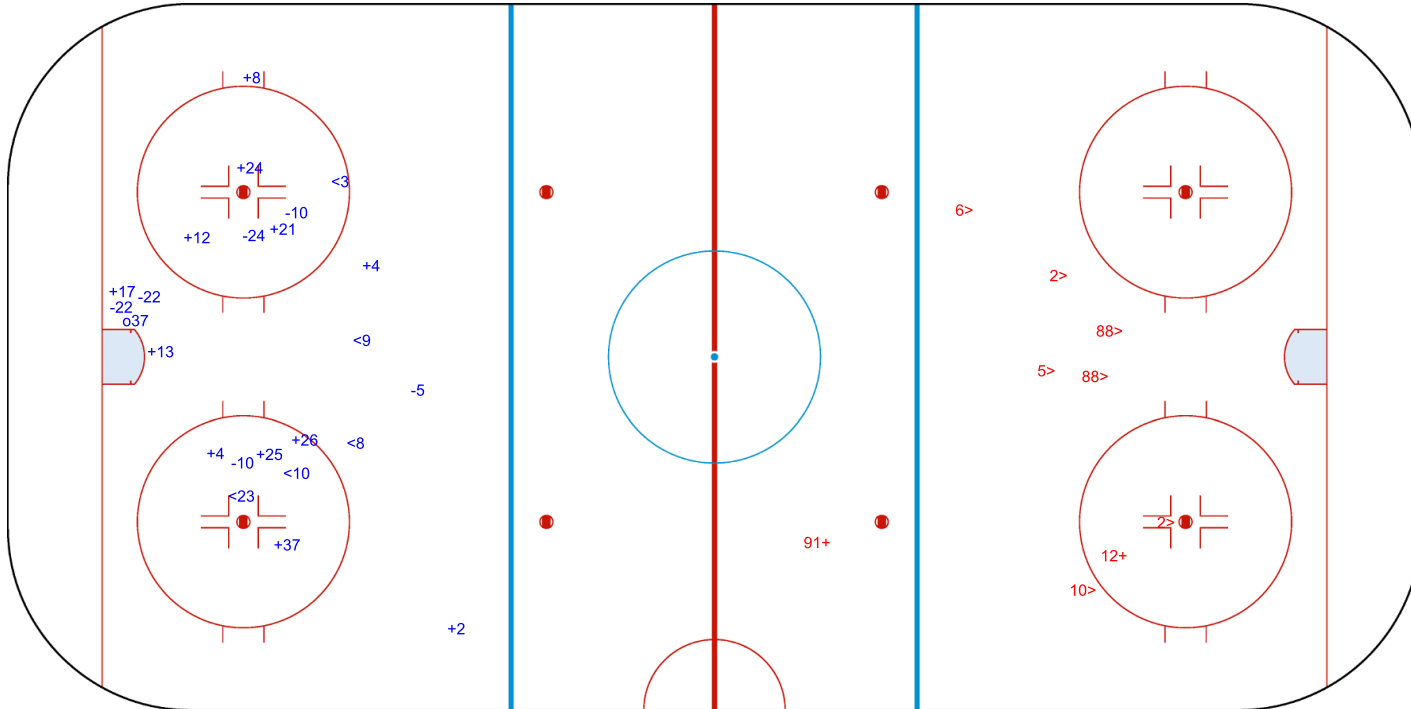
Block (>): 7

Save (+): 2

Miss (-): 0



GK 31 of USA



<b>Legend:</b>	
GK	Goalkeeper



### Face-off Chart

Tabella ingaggi / Statistiques des mises en jeu

#### USA - FIN

##### 1st PERIOD

	USA		FIN		USA		FIN		
	Def. zone	Att. zone	Neutral zone	Neutral zone	Att. zone	Def. zone	Def. zone	Att. zone	
	+ 22	- 16	+ 12	- 77	+ 12	- 77	+ 12	- 77	
	+ 12	- 24	+ 27	- 16	+ 25	- 40	+ 25	- 40	
	- 22	+ 24	- 25	+ 40	+ 25	- 24	+ 25	- 24	
	+ 25	- 77	- 25	+ 16	+ 27	- 12	+ 27	- 12	
			- 25	+ 16	+ 25	- 24	+ 25	- 24	
			- 17	+ 40	+ 17	- 16	+ 17	- 16	
					- 27	+ 12	- 27	+ 12	
					+ 25	- 12	+ 25	- 12	
					+ 12	- 12	+ 12	- 12	
					+ 22	- 16	+ 22	- 16	
					- 22	+ 40	- 22	+ 40	
Total wins / period	3 / 75%	1 / 25%	2 / 33%	4 / 67%	9 / 82%	2 / 18%	Total wins all zones		
							USA	FIN	
							14 / 67%	7 / 33%	

##### 2nd PERIOD

	USA		FIN		USA		FIN		
	Def. zone	Att. zone	Neutral zone	Neutral zone	Att. zone	Def. zone	Def. zone	Att. zone	
	- 22	+ 77	- 12	+ 77	+ 25	- 77	+ 25	- 77	
	+ 27	- 77	+ 22	- 12	+ 25	- 40	+ 25	- 40	
	+ 17	- 12	+ 12	- 40	+ 25	- 16	+ 25	- 16	
			+ 12	- 16	+ 25	- 16	+ 25	- 16	
			+ 12	- 16	- 27	+ 12	- 27	+ 12	
			- 27	+ 77	+ 27	- 12	+ 27	- 12	
					- 17	+ 12	- 17	+ 12	
					+ 22	- 77	+ 22	- 77	
					+ 22	- 40	+ 22	- 40	
					- 12	+ 16	- 12	+ 16	
					+ 25	- 12	+ 25	- 12	
					- 22	+ 24	- 22	+ 24	
					- 12	+ 40	- 12	+ 40	
					- 22	+ 12	- 22	+ 12	
					+ 25	- 40	+ 25	- 40	
					+ 17	- 12	+ 17	- 12	
					- 17	+ 12	- 17	+ 12	
Total wins / period	2 / 67%	1 / 33%	4 / 67%	2 / 33%	10 / 59%	7 / 41%	Total wins all zones		
							USA	FIN	
							16 / 62%	10 / 38%	

##### 3rd PERIOD

	USA		FIN		USA		FIN		
	Def. zone	Att. zone	Neutral zone	Neutral zone	Att. zone	Def. zone	Def. zone	Att. zone	
	+ 25	- 12	+ 17	- 77	+ 27	- 24	+ 27	- 24	
	+ 27	- 24	+ 12	- 40	+ 22	- 24	+ 22	- 24	
	+ 12	- 12	+ 27	- 40	+ 17	- 24	+ 17	- 24	
	- 27	+ 24			+ 12	- 16	+ 12	- 16	
					+ 25	- 77	+ 25	- 77	
					+ 22	- 40	+ 22	- 40	
					- 12	+ 77	- 12	+ 77	
					+ 25	- 40	+ 25	- 40	
Total wins / period							Total wins all zones		
							USA	FIN	
							14 / 88%	2 / 12%	



**Milano Rho Ice Hockey**

**SAT 7 FEB 2026**  
Start Time 16:40

**Ice Hockey**  
Hockey su ghiaccio / Hockey sur glace

**Women**  
Donne / Femmes

**Preliminary round - Group A, Game 9**

Turno preliminare - Gruppo A, Partita 9 / Tour preliminaire - Groupe A, Match 9



				+ 17	- 16
3 / 75%	1 / 25%	3 / 100%	0 / 0%	8 / 89%	1 / 11%



TOTAL

Total wins / game	USA	FIN	USA	FIN	USA	FIN	Total wins all zones	
	Def. zone	Att. zone	Neutral zone		Att. zone	Def. zone	USA	FIN
	8 / 73%	3 / 27%	9 / 60%	6 / 40%	27 / 73%	10 / 27%	44 / 70%	19 / 30%

HEAD TO HEAD

	No.	FIN					Tot.	wins USA	Dz	Nz	Az
		12	16	24	40	77					
USA	12	2 - 0	3 - 1	1 - 0	2 - 1	2 - 2	14	10 71%	2 100%	5 83%	3 50%
	17	2 - 2	2 - 0	1 - 0	0 - 1	1 - 0	9	6 67%	1 100%	1 50%	4 67%
	22	1 - 1	2 - 0	1 - 2	2 - 1	1 - 1	12	7 58%	1 33%	1 100%	5 63%
	25	3 - 0	2 - 2	2 - 0	4 - 1	3 - 0	17	14 82%	2 100%	0 0%	12 100%
	27	2 - 2	1 - 0	2 - 1	1 - 0	1 - 1	11	7 64%	2 67%	2 67%	3 60%
	Tot.	15	13	10	13	12	63	44 70%	8 73%	9 60%	27 73%
wins FIN	5 33%	3 23%	3 30%	4 31%	4 33%	19 30%					
Dz	5 45%	1 14%	1 17%	2 25%	1 20%	10 27%					
Nz	0 0%	2 40%		2 40%	2 50%	6 40%					
Az	0 0%	0 0%	2 50%		1 33%	3 27%					

<b>Legend:</b>	<b>Att.</b> Attacking	<b>Az</b> Attacking zone	<b>Def.</b> Defending	<b>Dz</b> Defending zone
<b>No.</b> Jersey number	<b>Nz</b> Neutral zone	<b>Tot.</b> Total face-offs played		



## Line-Ups

Formazioni / Composition des équipes

### SUI - CAN

#### Referees

29 COOKE Kelly (USA), 27 KAINBERGER Julia (AUT)

#### Linespersons

56 BUCKNER Sarah (USA), 64 SAARIMAKI Tiina (FIN)

#### Goalkeepers

Team: SUI

No.	Name
29	MAURER Saskia
70	WAGNER Monja

Team: CAN

No.	Name
38	MASCHMEYER Emerance
82	OSBORNE Kayle

#### Team Line-ups

Team: SUI (Red)

No.	Pos.	Name
17	D	CHRISTEN Lara
82	D	BAECHLER Alessia
7	F	STALDER Lara +C
21	F	ENZLER Rahel
25	F	MULLER Alina +A
15	D	MERIGUET Laure
16	D	VALLARIO Nicole
11	F	ZIMMERMANN Laura
13	F	WEY Ivana
28	F	MARTI Alina
9	D	SIGRIST Shannon
18	D	WETLI Stefanie
22	F	LEEMANN Sinja
53	F	SCHAEFER Vanessa
71	F	LUTZ Lena Marie
2	D	BUCHI Annic
8	F	QUENNEC Kaleigh +A
26	F	HERZIG Naemi
68	F	BALZER Leoni
12	F	RUEDI Lisa

Head Coach: MULLER Colin

#### NOT DRESSED:

20 GK BRAENDLI Andrea

Team: CAN (White)

No.	Pos.	Name
3	D	LAROCQUE Jocelyne +A
14	D	FAST Renata
7	F	STACEY Laura
29	F	POULIN Marie-Philip +C
88	F	GOSLING Julia
17	D	SHELTON Ella
23	D	AMBROSE Erin
10	F	FILLIER Sarah
20	F	NURSE Sarah
95	F	WATTS Daryl
2	D	JAQUES Sophie
42	D	THOMPSON Claire
26	F	CLARK Emily
27	F	MALTAIS Emma
40	F	TURNBULL Blayre +A
4	D	TABIN Kati
19	F	JENNER Brianne
43	F	O'NEILL Kristin
94	F	GARDINER Jennifer
24	F	SPOONER Natalie

Head Coach: RYAN Troy

#### NOT DRESSED:

35 GK DESBIENS Ann-Renee

#### Legend:

<b>+A</b>	Alternate Captain	<b>+C</b>	Captain	<b>D</b>	Defender	<b>F</b>	Forward
<b>No.</b>	Jersey number	<b>Pos.</b>	Position				



## Graphical Line-ups

Schema grafico formazioni / Alignments

### SUI - CAN

**Referees**

29 COOKE Kelly (USA), 27 KAINBERGER Julia (AUT)

**Linespersons**

56 BUCKNER Sarah (USA), 64 SAARIMAKI Tiina (FIN)

**Team:** SUI - Switzerland (Red)

**Head Coach:** MULLER Colin

S1 29 MAURER Saskia		
70 WAGNER Monja		
S5 21 ENZLER Rahel	S6 25 MULLER Alina +A	S4 7 STALDER Lara +C
S3 82 BAECHLER Alessia	S2 17 CHRISTEN Lara	
28 MARTI Alina	13 WEY Ivana	11 ZIMMERMANN Laura
16 VALLARIO Nicole	15 MERIGUET Laure	
53 SCHAEFER Vanessa	22 LEEMANN Sinja	71 LUTZ Lena Marie
18 WETLI Stefanie	9 SIGRIST Shannon	
68 BALZER Leoni	26 HERZIG Naemi	8 QUENNEC Kaleigh +A
2 BUCHI Annic		
	12 RUEDI Lisa	

**Team:** CAN - Canada (White)

**Head Coach:** RYAN Troy

S1 38 MASCHMEYER Emerance		
82 OSBORNE Kayle		
S6 88 GOSLING Julia	S5 29 POULIN Marie-Philip +C	S4 7 STACEY Laura
S2 3 LAROCQUE Jocelyne +A	S3 14 FAST Renata	
95 WATTS Daryl	20 NURSE Sarah	10 FILLIER Sarah
17 SHELTON Ella	23 AMBROSE Erin	
27 MALTAIS Emma	40 TURNBULL Blayre +A	26 CLARK Emily
42 THOMPSON Claire	2 JAUQUES Sophie	
94 GARDINER Jennifer	43 O'NEILL Kristin	19 JENNER Brianne
4 TABIN Kati		
		24 SPOONER Natalie

**Legend:**

+A Alternate Captain      +C Captain      Sn Starting position



SAT 7 FEB 2026

Start Time 21:10  
End Time 23:28

Preliminary round - Group A, Game 10

Turno preliminare - Gruppo A, Partita 10 / Tour preliminaire - Groupe A, Match 10

### Game Summary

Tabella riassuntiva partita / Resume du match

**SUI - CAN 0 - 4 (0 - 0 , 0 - 1 , 0 - 3)**

Spectators	Referees	Linespersons
3885	29 COOKE Kelly (USA) , 27 KAINBERGER Julia (AUT)	56 BUCKNER Sarah (USA) , 64 SAARIMAKI Tiina (FIN)

#### Team Statistics

Period	Score	SVS	SOG	PIM	TPP	PPG	SHG
1	0 : 0	17 : 2	2 : 17	4 : 2	0:00 : 0:59	0 : 0	0 : 0
2	0 : 1	12 : 1	1 : 13	2 : 0	0:00 : 1:20	0 : 1	0 : 0
3	0 : 3	22 : 3	3 : 25	6 : 2	2:00 : 3:31	0 : 2	0 : 0
<b>Total</b>	<b>0 : 4</b>	<b>51 : 6</b>	<b>6 : 55</b>	<b>12 : 4</b>	<b>2:00 : 5:50</b>	<b>0 : 3</b>	<b>0 : 0</b>

#### 1st Period

Action	Time	ET/Res	Team	Type	No.	Name	(G) Name of Assistant(s) / Action Description
GK	00:00		SUI		29	MAURER S	- Goalkeeper in
GK	00:00		CAN		38	MASCHMEYER E	- Goalkeeper in
Penalty	19:01	21:01	SUI	2 min.	28	MARTI A	- Illegal Hit
Penalty	19:10	21:10	SUI	2 min.	7	STALDER L	- Roughing
Penalty	19:10	21:10	CAN	2 min.	95	WATTS D	- Roughing

#### 2nd Period

Action	Time	ET/Res	Team	Type	No.	Name	(G) Name of Assistant(s) / Action Description
Penalty	26:43	27:02	SUI	2 min.	25	MULLER A	- Illegal Hit
<b>Goal</b>	<b>27:02</b>	<b>0 : 1</b>	<b>CAN</b>	<b>PP1</b>	<b>24</b>	<b>SPOONER N</b>	(1) 29 POULIN MP 10 FILLIER S On Ice SUI 29 9 11 13 18 CAN 38 10 14 24 29 95 *

#### 3rd Period

Action	Time	ET/Res	Team	Type	No.	Name	(G) Name of Assistant(s) / Action Description
Penalty	41:41	43:41	SUI	2 min.	13	WEY I	- Boarding
Penalty	43:58	44:03	SUI	2 min.	13	WEY I	- Boarding
<b>Goal</b>	<b>44:03</b>	<b>0 : 2</b>	<b>CAN</b>	<b>PP1</b>	<b>10</b>	<b>FILLIER S</b>	(1) 14 FAST R 95 WATTS D On Ice SUI 29 9 18 22 26 CAN 38 10 14 24 29 95 *
Penalty	47:12	49:12	CAN	2 min.	40	TURNBULL B	- Interference
Penalty	52:10	53:36	SUI	2 min.	16	VALLARIO N	- Tripping
<b>Goal</b>	<b>53:36</b>	<b>0 : 3</b>	<b>CAN</b>	<b>PP1</b>	<b>88</b>	<b>GOSLING J</b>	(1) 23 AMBROSE E 42 THOMPSON C On Ice SUI 29 17 22 26 68 CAN 38 2 19 23 42 88 *
<b>Goal</b>	<b>56:44</b>	<b>0 : 4</b>	<b>CAN</b>	<b>EQ</b>	<b>95</b>	<b>WATTS D</b>	(1) 20 NURSE S 42 THOMPSON C On Ice SUI 29 2 8 16 53 68 CAN 38 2 10 20 42 95
GK	60:00		SUI				29 MAURER S - Goalkeeper out
GK	60:00		CAN				38 MASCHMEYER E - Goalkeeper out

#### Goalkeeper Records

Team : SUI - Switzerland

No.	Name	SOG	SVS	MIP
29	MAURER Saskia	55	51	60:00
70	WAGNER Monja			

Team : CAN - Canada

No.	Name	SOG	SVS	MIP
38	MASCHMEYER Emerance	6	6	60:00
82	OSBORNE Kayle			

#### Game Statistics

Team : SUI (Red)

Head Coach : MULLER Colin

No.	Pos.	Name	Shots on Goal							Time on Ice													
			G	A	P	PIM	FO+	FO-	FO+/-	FO%	1	2	3	OT	TS	+/-	1	2	3	OT	TOT	SHF	AVG
7	F	STALDER Lara +C	0	0	0	2	0	0	0	0.00	0	0	0	0	0	0	5:38	6:55	6:53		19:26	25	0:46
17	D	CHRISTEN Lara	0	0	0	0	0	0	0	0.00	0	0	0	0	0	0	8:06	6:22	11:20		25:48	26	0:59
21	F	ENZLER Rahel	0	0	0	0	0	0	0	0.00	1	0	0	1	0	5:35	3:55	4:23		13:53	20	0:41	
25	F	MULLER Alina +A	0	0	0	2	12	15	-3	44.44	0	0	3	3	0	6:03	5:34	6:19		17:56	26	0:41	
82	D	BAECHLER Alessia	0	0	0	0	0	0	0	0.00	0	0	0	0	0	5:21	5:26	10:59		21:46	27	0:48	
11	F	ZIMMERMANN Laura	0	0	0	0	0	0	0	0.00	0	0	0	0	0	6:25	4:28	4:31		15:24	24	0:38	



Head Coach : MULLER Colin										Shots on Goal				Time on Ice									
No.	Pos.	Name	G	A	P	PIM	FO+	FO-	FO+/-	FO%	1	2	3	OT	TS	+/-	1	2	3	OT	TOT	SHF	AVG
13	F	WEY Ivana	0	0	0	4	3	7	-4	30.00	0	0	0	0	0	0	6:37	3:59	4:41		15:17	27	0:33
15	D	MERIGUET Laure	0	0	0	0	0	0	0	0.00	0	0	0	0	0	0	5:40	1:06	3:07		9:53	16	0:37
16	D	VALLARIO Nicole	0	0	0	2	0	0	0	0.00	0	0	0	0	0	-1	8:44	8:22	5:52		22:58	31	0:44
28	F	MARTI Alina	0	0	0	2	0	0	0	0.00	1	0	0		1	0	7:40	6:07	3:45		17:32	21	0:50
9	D	SIGRIST Shannon	0	0	0	0	0	0	0	0.00	0	0	0	0	0	0	3:55	6:51	3:51		14:37	20	0:43
18	D	WETLI Stefanie	0	0	0	0	0	0	0	0.00	0	0	0	0	0	0	6:00	6:50	3:25		16:15	20	0:48
22	F	LEEMANN Sinja	0	0	0	0	1	0	1	100.00	0	1	0		1	0	2:43	6:16	5:30		14:29	20	0:43
53	F	SCHAEFER Vanessa	0	0	0	0	0	0	0	0.00	0	0	0	0	0	-1	3:56	3:13	2:35		9:44	12	0:48
71	F	LUTZ Lena Marie	0	0	0	0	0	0	0	0.00	0	0	0	0	0	0	5:44	5:16	4:53		15:53	18	0:52
2	D	BUCHI Annic	0	0	0	0	0	0	0	0.00	0	0	0	0	0	-1	3:25	5:43	1:23		10:31	17	0:37
8	F	QUENNEC Kaleigh +A	0	0	0	0	0	0	0	0.00	0	0	0	0	0	-1	1:46	0:48	1:32		4:06	6	0:41
26	F	HERZIG Naemi	0	0	0	0	3	6	-3	33.33	0	0	0	0	0	0	4:27	3:15	5:39		13:21	22	0:36
68	F	BALZER Leoni	0	0	0	0	0	2	-2	0.00	0	0	0	0	0	-1	0:47	5:07	3:31		9:25	10	0:56
12	F	RUEDI Lisa	0	0	0	0	2	4	-2	33.33	0	0	0	0	0	0	0:29	2:00	2:23		4:52	10	0:29
29	GK	MAURER Saskia	0	0	0	0	0	0	0		0	0	0	0	0								
70	GK	WAGNER Monja	0	0	0	0	0	0	0		0	0	0	0	0								
<b>Total</b>			<b>0</b>	<b>0</b>	<b>0</b>	<b>12</b>	<b>21</b>	<b>34</b>	<b>-13</b>	<b>38.18</b>	<b>2</b>	<b>1</b>	<b>3</b>		<b>6</b>								

### Team : CAN (White)

Head Coach : RYAN Troy										Shots on Goal				Time on Ice									
No.	Pos.	Name	G	A	P	PIM	FO+	FO-	FO+/-	FO%	1	2	3	OT	TS	+/-	1	2	3	OT	TOT	SHF	AVG
3	D	LAROCQUE Jocelyne +A	0	0	0	0	0	0	0	0.00	0	1	1		2	0	7:45	7:00	6:27		21:12	26	0:48
7	F	STACEY Laura	0	0	0	0	0	0	0	0.00	1	3	2		6	0	5:16	3:38	6:53		15:47	21	0:45
14	D	FAST Renata	0	1	1	0	0	0	0	0.00	4	0	0		4	0	9:37	6:08	7:55		23:40	27	0:52
29	F	POULIN Marie-Philip +C	0	1	1	0	14	6	8	70.00	1	2	1		4	0	5:34	4:33	5:25		15:32	25	0:37
88	F	GOSLING Julia	1	0	1	0	0	0	0	0.00	1	0	2		3	0	5:32	3:15	3:23		12:10	21	0:34
10	F	FILLIER Sarah	1	1	2	0	3	0	3	100.00	1	1	4		6	+1	6:50	9:21	6:25		22:36	22	1:01
17	D	SHELTON Ella	0	0	0	0	0	0	0	0.00	0	0	2		2	0	6:41	6:03	6:34		19:18	26	0:44
20	F	NURSE Sarah	0	1	1	0	3	5	-2	37.50	1	1	0		2	+1	7:06	5:23	4:22		16:51	20	0:50
23	D	AMBROSE Erin	0	1	1	0	0	0	0	0.00	2	0	0		2	0	5:00	5:38	4:18		14:56	25	0:35
95	F	WATTS Daryl	1	1	2	2	0	0	0	0.00	0	0	3		3	+1	7:18	5:48	6:31		19:37	20	0:58
2	D	JAQUES Sophie	0	0	0	0	0	0	0	0.00	1	0	4		5	+1	3:31	4:56	4:15		12:42	22	0:34
26	F	CLARK Emily	0	0	0	0	0	0	0	0.00	0	0	0		0	0	3:45	5:12	3:46		12:43	23	0:33
27	F	MALTAIS Emma	0	0	0	0	0	0	0	0.00	0	1	0		1	0	3:20	6:26	2:33		12:19	17	0:43
40	F	TURNBULL Blayre +A	0	0	0	2	8	1	7	88.89	2	1	0		3	0	3:12	5:59	5:06		14:17	23	0:37
42	D	THOMPSON Claire	0	2	2	0	0	0	0	0.00	1	1	1		3	+1	4:36	5:27	5:14		15:17	29	0:31
4	D	TABIN Kati	0	0	0	0	0	0	0	0.00	2	0	0		2	0	2:50	2:45	4:18		9:53	18	0:32
19	F	JENNER Brienne	0	0	0	0	2	3	-1	40.00	0	0	1		1	0	3:53	3:44	3:10		10:47	17	0:38
43	F	O'NEILL Kristin	0	0	0	0	4	6	-2	40.00	0	0	0		0	0	4:11	2:33	3:35		10:19	19	0:32
94	F	GARDINER Jennifer	0	0	0	0	0	0	0	0.00	0	0	0		0	0	2:43	3:41	2:54		9:18	13	0:42
24	F	SPOONER Natalie	1	0	1	0	0	0	0	0.00	0	2	4		6	0	1:20	2:30	5:03		8:53	13	0:41
38	GK	MASCHMEYER Emerance	0	0	0	0	0	0	0		0	0	0	0	0								
82	GK	OSBORNE Kayle	0	0	0	0	0	0	0		0	0	0	0	0								
<b>Total</b>			<b>4</b>	<b>8</b>	<b>12</b>	<b>4</b>	<b>34</b>	<b>21</b>	<b>13</b>	<b>61.82</b>	<b>17</b>	<b>13</b>	<b>25</b>		<b>55</b>								

### Group A

R	Team	GP	W	OTW	OTL	L	GDF	GF : GA	PTS
1	USA	2	2	0	0	0	+9	10 : 1	6
2	CAN	1	1	0	0	0	+4	4 : 0	3
3	SUI	2	0	1	0	1	-3	4 : 7	2
4	CZE	2	0	0	1	1	-5	4 : 9	1
5	FIN	1	0	0	0	1	-5	0 : 5	0

	CAN	CZE	FIN	SUI	USA
CAN		MON 09 FEB 21:10	THU 12 FEB 14:30	4:0	TUE 10 FEB 20:10
CZE	MON 09 FEB 21:10		SUN 08 FEB 21:10	3:4	1:5
FIN	THU 12 FEB 14:30	SUN 08 FEB 21:10		TUE 10 FEB 21:10	0:5
SUI	0:4	4:3	TUE 10 FEB 21:10		MON 09 FEB 20:40
USA	TUE 10 FEB 20:10	5:1	5:0	MON 09 FEB 20:40	



Legend:		
<b>(G)</b> Goals in tournament	*	Does not count for Plus/minus
<b>+C</b> Captain	<b>A</b>	Assists
<b>EQ</b> Equal strength	<b>ET/Res</b>	Penalty end time/Result of game
<b>FO+</b> Face-offs won	<b>FO-</b>	Face-offs lost
<b>GA</b> Goals against	<b>GDF</b>	Goal difference
<b>GP</b> Games played	<b>L</b>	Losses
<b>OT</b> Overtime	<b>OTL</b>	Overtime losses
<b>PIM</b> Penalties in minutes	<b>Pos.</b>	Position
<b>PTS</b> Points	<b>R</b>	Rank
<b>SOG</b> Shots on goal	<b>SVS</b>	Saves
<b>TS</b> Total shots	<b>W</b>	Wins
<b>+/-</b>		Plus/minus net
<b>AVG</b>		Average time on ice / shift
<b>F</b>		Forward
<b>FO+/-</b>		Face-offs net
<b>GF</b>		Goals for
<b>MIP</b>		Minutes in play (GK)
<b>OTW</b>		Overtime wins
<b>PP1</b>		Power play - 1 player
<b>SHF</b>		Number of shifts
<b>TOT</b>		Total
<b>+A</b>		Alternate Captain
<b>D</b>		Defender
<b>FO%</b>		% Face-offs won
<b>G</b>		Goals
<b>GK</b>		Goalkeeper
<b>No.</b>		Jersey number
<b>P</b>		Points
<b>PPG</b>		Power play goals
<b>SHG</b>		Shorthanded goals
<b>TPP</b>		Time on power play



Shot Chart

Tabella azioni di tiro / Analyse des tirs

SUI - CAN



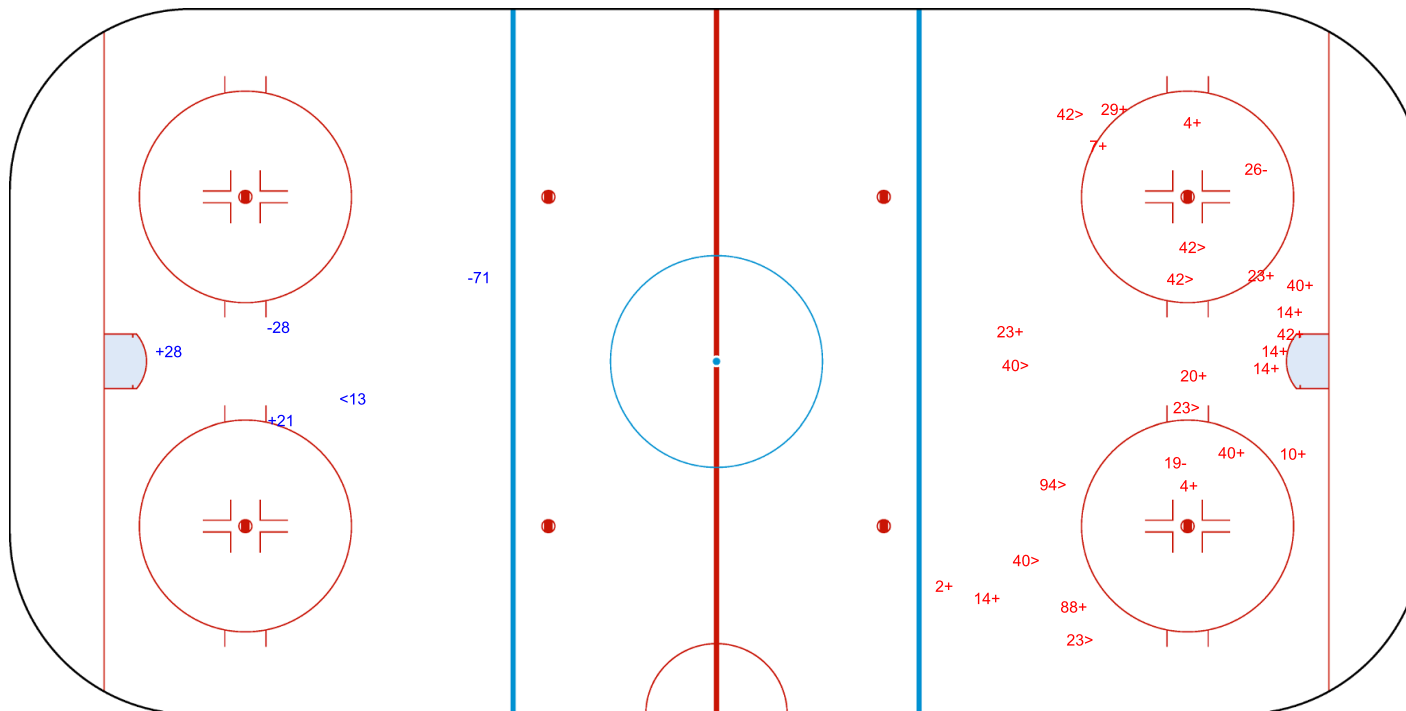
1st Period



Shots by SUI  
Goal (o): 0  
Block (<): 1  
Save (+): 2  
Miss (-): 2



GK 38 of CAN



Shots by CAN  
Goal (o): 0  
Block (>): 8  
Save (+): 17  
Miss (-): 2



GK 29 of SUI



Milano Rho Ice Hockey

SAT 7 FEB 2026  
Start Time 21:10

Ice Hockey  
Hockey su ghiaccio / Hockey sur glace

Women  
Donne / Femmes

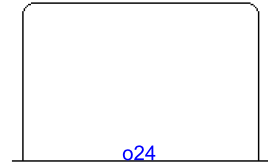
Preliminary round - Group A, Game 10

Turno preliminare - Gruppo A, Partita 10 / Tour preliminaire - Groupe A, Match 10



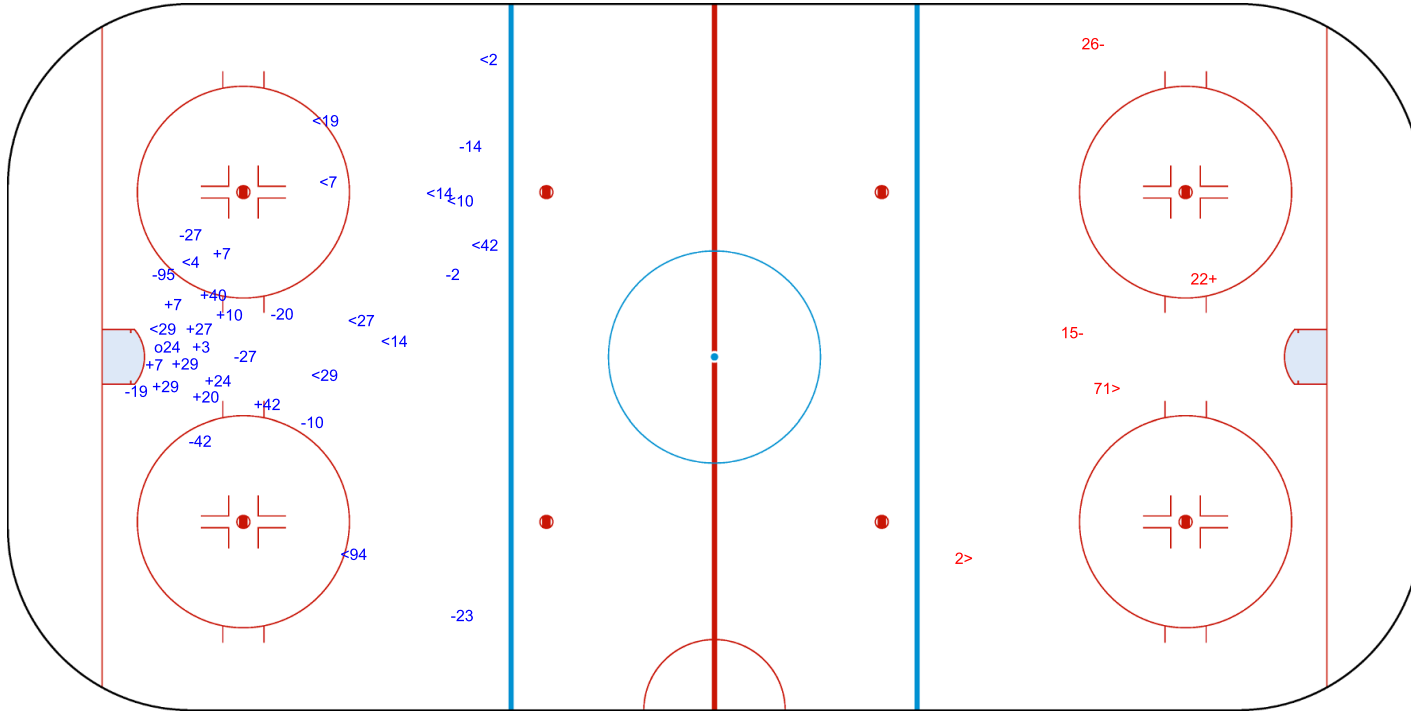
Shots by CAN  
Goal (o): 1  
Block (<): 12

Save (+): 12  
Miss (-): 10



GK 29 of SUI

SUI 2nd Period CAN



Shots by SUI  
Goal (o): 0  
Block (>): 2

Save (+): 1  
Miss (-): 2



GK 38 of CAN



Shots by SUI  
Goal (o): 0  
Block (<): 2

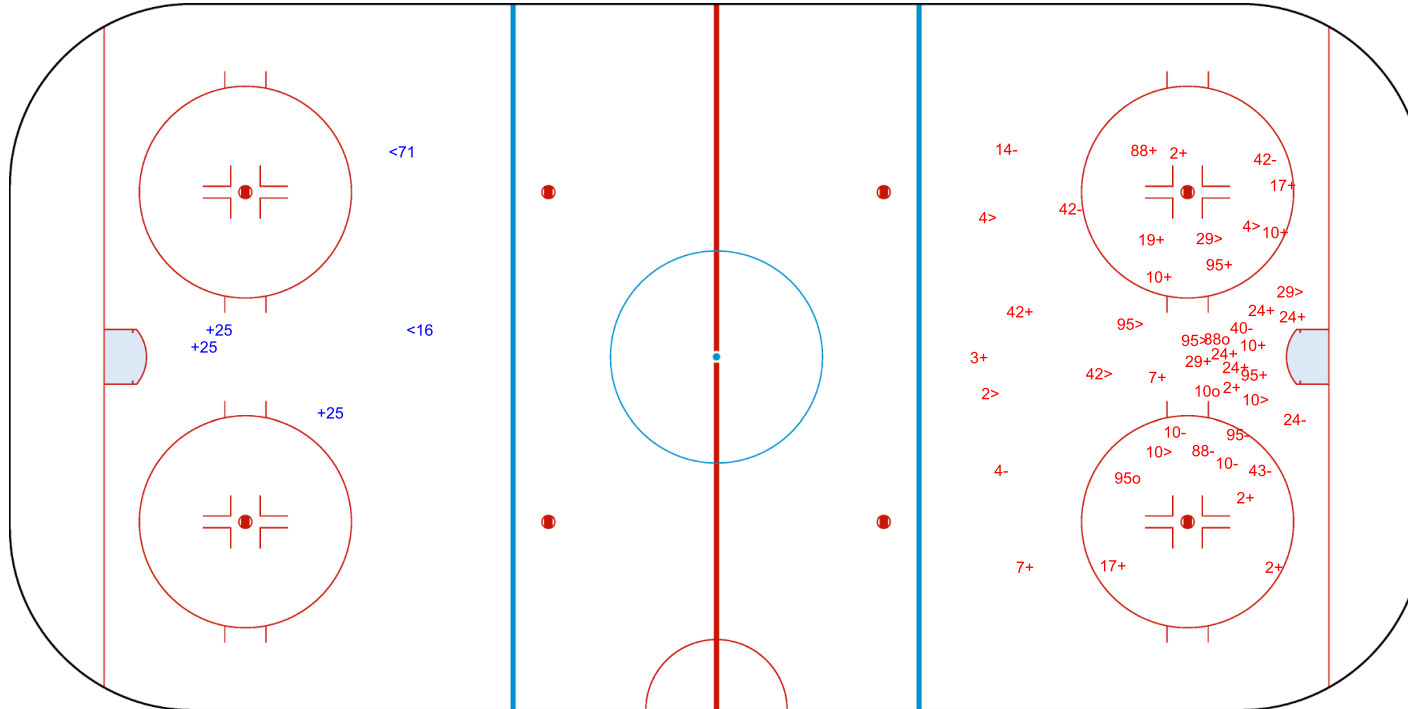
Save (+): 3  
Miss (-): 0



GK 38 of CAN




3rd Period



Shots by CAN  
Goal (o): 3  
Block (>): 10

Save (+): 22  
Miss (-): 11



GK 29 of SUI

Legend: GK Goalkeeper



### Face-off Chart

Tabella ingaggi / Statistiques des mises en jeu

#### SUI - CAN

##### 1st PERIOD

	SUI	CAN	Neutral zone		SUI	CAN	Total wins all zones				
	Def. zone	Att. zone	SUI	CAN	Att. zone	Def. zone					
	+ 13	- 20	+ 25	- 29	- 12	+ 43	<table border="1"> <thead> <tr> <th>SUI</th> <th>CAN</th> </tr> </thead> <tbody> <tr> <td>8 / 38%</td> <td>13 / 62%</td> </tr> </tbody> </table>	SUI	CAN	8 / 38%	13 / 62%
SUI	CAN										
8 / 38%	13 / 62%										
	- 26	+ 19	+ 13	- 20	+ 26	- 20					
	- 25	+ 29	- 25	+ 40	+ 13	- 29					
	+ 25	- 29	- 26	+ 40							
	- 25	+ 40	- 25	+ 29							
	- 12	+ 29	- 13	+ 20							
	+ 25	- 43									
	- 25	+ 29									
	+ 25	- 29									
	- 25	+ 29									
	- 13	+ 29									
	- 26	+ 19									
Total wins / period	4 / 33%	8 / 67%	2 / 33%	4 / 67%	2 / 67%	1 / 33%					

##### 2nd PERIOD

	SUI	CAN	Neutral zone		SUI	CAN	Total wins all zones				
	Def. zone	Att. zone	SUI	CAN	Att. zone	Def. zone					
	- 13	+ 29	+ 25	- 29	+ 25	- 43	<table border="1"> <thead> <tr> <th>SUI</th> <th>CAN</th> </tr> </thead> <tbody> <tr> <td>5 / 45%</td> <td>6 / 55%</td> </tr> </tbody> </table>	SUI	CAN	5 / 45%	6 / 55%
SUI	CAN										
5 / 45%	6 / 55%										
	+ 12	- 40	- 13	+ 20							
	- 25	+ 10	- 25	+ 43							
	+ 26	- 19	- 25	+ 40							
	- 12	+ 29	+ 25	- 20							
Total wins / period	2 / 40%	3 / 60%	2 / 40%	3 / 60%	1 / 100%	0 / 0%					

##### 3rd PERIOD

	SUI	CAN	Neutral zone		SUI	CAN	Total wins all zones				
	Def. zone	Att. zone	SUI	CAN	Att. zone	Def. zone					
	- 26	+ 29	- 25	+ 29	+ 25	- 43	<table border="1"> <thead> <tr> <th>SUI</th> <th>CAN</th> </tr> </thead> <tbody> <tr> <td>8 / 35%</td> <td>15 / 65%</td> </tr> </tbody> </table>	SUI	CAN	8 / 35%	15 / 65%
SUI	CAN										
8 / 35%	15 / 65%										
	- 25	+ 40	- 13	+ 40	+ 25	- 43					
	- 26	+ 29	- 12	+ 40	- 25	+ 29					
	- 25	+ 20	+ 25	- 43	- 25	+ 43					
	+ 25	- 29	- 26	+ 29							
	+ 22	- 19	- 25	+ 43							
	- 13	+ 29									
	+ 26	- 19									
	+ 12	- 20									
	- 13	+ 40									
	- 68	+ 10									
	- 68	+ 10									
	+ 25	- 43									
Total wins / period	5 / 38%	8 / 62%	1 / 17%	5 / 83%	2 / 50%	2 / 50%					



TOTAL

Total wins / game	SUI		CAN		SUI		CAN		SUI		CAN	
	Def. zone	Att. zone	Neutral zone		Att. zone	Def. zone	Neutral zone		Total wins all zones		SUI	CAN
	11 / 37%	19 / 63%	5 / 29%	12 / 71%	5 / 63%	3 / 37%			21 / 38%	34 / 62%		

HEAD TO HEAD

	No.	CAN					Tot.	wins SUI	Dz	Nz	Az	
		10	19	20	29	40						43
SUI	12			1 - 0	0 - 2	1 - 1	0 - 1	6	2 33%	2 50%	0 0%	0 0%
	13			2 - 2	1 - 3	0 - 2		10	3 30%	1 20%	1 25%	1 100%
	22		1 - 0					1	1 100%	1 100%		
	25	0 - 1		1 - 1	5 - 6	0 - 4	6 - 3	27	12 44%	5 42%	4 40%	3 60%
	26		2 - 2	1 - 0	0 - 3	0 - 1		9	3 33%	2 33%	0 0%	1 100%
	68	0 - 2						2	0 0%	0 0%		
<b>Tot.</b>		3	5	8	20	9	10	55	21 38%	11 37%	5 29%	5 63%
<b>wins CAN</b>		3 100%	2 40%	3 38%	14 70%	8 89%	4 40%	34 62%				
<b>Dz</b>				0 0%	1 50%		2 40%	3 37%				
<b>Nz</b>				2 50%	3 60%	5 100%	2 67%	12 71%				
<b>Az</b>		3 100%	2 40%	1 33%	10 77%	3 75%	0 0%	19 63%				

<b>Legend:</b>	<b>Att.</b> Attacking	<b>Az</b> Attacking zone	<b>Def.</b> Defending	<b>Dz</b> Defending zone
<b>No.</b> Jersey number	<b>Nz</b> Neutral zone	<b>Tot.</b> Total face-offs played		



## Line-Ups

Formazioni / Composition des équipes

### FRA - SWE

#### Referees

11 NURMI Anniina (FIN), 18 SVOBODOVA Zuzana (CZE)

#### Goalkeepers

Team: FRA

##### No. Name

1 MAMERI Margaux  
32 PHILBERT Alice

#### Team Line-ups

Team: FRA (Blue)

##### No. Pos. Name

10 D	LECLERC Sophie
11 D	VILLIOT Lea
6 F	HUOT-MARCHAND Margot
12 F	DUVIN Estelle +A
16 F	ROZIER Clara +A
7 D	QUARTO Lucie
91 D	ZILLIOX Elina
8 F	BARBIRATI Jade
17 F	AURARD-BUSHEE Chloe
22 F	le SCODAN Manon
5 D	de SERRES Gabrielle
13 D	PELISSOU Marie-Pierre
19 F	BAUDRIT Lore +C
44 F	PEYNE--DINGIVAL Anais
85 F	BOUDIN Clemence
29 D	BERGER Lea
21 F	MESPLEDE Julia
24 F	NONNENMACHER Emma
55 F	GALBRUN Sehana
18 F	SIMON Anae

Head Coach: TARLE Gregory

#### NOT DRESSED:

31 GK PIANEL COURIAUT Violette

#### Linespersons

84 CAMERON-WARD Jennifer (USA), 22 LUNDGREN Jessica (SWE)

Team: SWE

##### No. Name

30 SODERBERG Emma  
35 HOLM Tindra

Team: SWE (Yellow)

##### No. Pos. Name

7 D	JUNGAKER Mira
12 D	NYLEN PERSSON Maja
8 F	SVENSSON Hilda
23 F	JOHANSSON Thea
26 F	OLSSON Hanna +A
55 D	RAUNIO Jenna
71 D	KJELLBIN Anna +C
15 F	JOHANSSON Lisa
19 F	HJALMARSSON Sara +A
22 F	THUVIK Hanna
9 D	ADOLFSSON Jessica
14 D	KARLSSON Ida
11 F	BOUVENG Josefin
17 F	LUNDIN Sofie
34 F	HALLIN Mira
4 D	ANDERSSON Linnea
24 F	HEDQVIST Ebba
25 F	LJUNGBLOM Lina
89 F	HALL Nicole
29 F	WIKNER ZIENKIEWICZ Felizia

Head Coach: LUNDBERG Ulf

#### NOT DRESSED:

1 GK SVENSSON TRAFF Ebba

#### Legend:

<b>+A</b>	Alternate Captain	<b>+C</b>	Captain	<b>D</b>	Defender	<b>F</b>	Forward
<b>No.</b>	Jersey number	<b>Pos.</b>	Position				



## Graphical Line-ups

Schema grafico formazioni / Alignments

### FRA - SWE

#### Referees

11 NURMI Anniina (FIN), 18 SVOBODOVA Zuzana (CZE)

#### Linespersons

84 CAMERON-WARD Jennifer (USA), 22 LUNDGREN Jessica (SWE)

Team: FRA - France (Blue)

Head Coach: TARLE Gregory

S1 32 PHILBERT Alice		
1 MAMERI Margaux		
S4 6 HUOT-MARCHAND Margot	12 DUVIN Estelle +A	16 ROZIER Clara +A
11 VILLIOT Lea	10 LECLERC Sophie	
22 le SCODAN Manon	8 BARBIRATI Jade	S5 17 AURARD-BUSHEE Chloe
91 ZILLIOX Elina	7 QUARTO Lucie	
44 PEYNE--DINGIVAL Anais	S6 19 BAUDRIT Lore +C	85 BOUDIN Clemence
S2 5 de SERRES Gabrielle	S3 13 PELISSOU Marie-Pierre	
55 GALBRUN Sehana	21 MESPLEDE Julia	24 NONNENMACHER Emma
	29 BERGER Lea	
18 SIMON Anae		

Team: SWE - Sweden (Yellow)

Head Coach: LUNDBERG Ulf

S1 30 SODERBERG Emma		
35 HOLM Tindra		
8 SVENSSON Hilda	26 OLSSON Hanna +A	23 JOHANSSON Thea
7 JUNGAKER Mira	12 NYLEN PERSSON Maja	
15 JOHANSSON Lisa	19 HJALMARSSON Sara +A	22 THUVIK Hanna
55 RAUNIO Jenna	71 KJELLBIN Anna +C	
34 HALLIN Mira	17 LUNDIN Sofie	11 BOUVENG Josefin
S2 9 ADOLFSSON Jessica	S3 14 KARLSSON Ida	
S4 24 HEDQVIST Ebba	S5 25 LJUNGBLOM Lina	S6 89 HALL Nicole
4 ANDERSSON Linnea		
29 WIKNER ZIENKIEWICZ Felizia		

#### Legend:

+A Alternate Captain      +C Captain      Sn Starting position



### Game Summary

Tabella riassuntiva partita / Resume du match

**FRA - SWE 0 - 4 (0 - 3, 0 - 1, 0 - 0)**

Spectators	Referees	Linespersons
3868	11 NURMI Anniina (FIN) , 18 SVOBODOVA Zuzana (CZE)	84 CAMERON-WARD Jennifer (USA) , 22 LUNDRGREN Jessica (SWE)

#### Team Statistics

Period	Score	SVS	SOG	PIM	TPP	PPG	SHG
1	0 : 3	16 : 3	3 : 19	4 : 0	0:00 : 2:49	0 : 1	0 : 0
2	0 : 1	13 : 7	7 : 14	4 : 2	0:00 : 2:00	0 : 0	0 : 0
3	0 : 0	16 : 4	4 : 16	2 : 4	4:00 : 2:00	0 : 0	0 : 0
<b>Total</b>	<b>0 : 4</b>	<b>45 : 14</b>	<b>14 : 49</b>	<b>10 : 6</b>	<b>4:00 : 6:49</b>	<b>0 : 1</b>	<b>0 : 0</b>

#### 1st Period

Action	Time	ET/Res	Team	Type	No.	Name	(G)	Name of Assistant(s) / Action Description
GK	00:00		SWE		30	SODERBERG E		- Goalkeeper in
GK	00:00		FRA		32	PHILBERT A		- Goalkeeper in
<b>Goal</b>	<b>03:39</b>	<b>0 : 1</b>	<b>SWE</b>	<b>EQ</b>	<b>23</b>	<b>JOHANSSON T</b>	(4)	8 SVENSSON H On Ice FRA 32 10 11 21 24 55 26 OLSSON H SWE 30 7 8 12 23 26
Penalty	06:19	07:08	FRA	2 min.	6	HUOT-MARCHAND M		- Tripping
<b>Goal</b>	<b>07:08</b>	<b>0 : 2</b>	<b>SWE</b>	<b>PP1</b>	<b>19</b>	<b>HJALMARSSON S</b>	(2)	26 OLSSON H On Ice FRA 32 5 13 17 19 8 SVENSSON H SWE 30 8 11 12 19 26 *
<b>Goal</b>	<b>13:14</b>	<b>0 : 3</b>	<b>SWE</b>	<b>EQ</b>	<b>22</b>	<b>THUVIK H</b>	(1)	15 JOHANSSON L On Ice FRA 32 5 10 21 24 55 SWE 30 9 15 22 25 71
Penalty	16:49	18:49	FRA	2 min.	6	HUOT-MARCHAND M		- Illegal Hit

#### 2nd Period

Action	Time	ET/Res	Team	Type	No.	Name	(G)	Name of Assistant(s) / Action Description
<b>Goal</b>	<b>20:56</b>	<b>0 : 4</b>	<b>SWE</b>	<b>EQ</b>	<b>15</b>	<b>JOHANSSON L</b>	(1)	22 THUVIK H On Ice FRA 32 10 11 12 16 85 19 HJALMARSSON S SWE 30 9 15 19 22 71
Penalty	25:39	27:39	FRA	2 min.	19	BAUDRIT L		- Roughing
Penalty	32:43	34:43	SWE	2 min.	89	HALL N		- Roughing
Penalty	32:43	34:43	FRA	2 min.	17	AURARD-BUSHEE C		- Roughing

#### 3rd Period

Action	Time	ET/Res	Team	Type	No.	Name	(G)	Name of Assistant(s) / Action Description
Penalty	45:50	47:50	SWE	2 min.	71	KJELLBIN A		- Roughing
Penalty	54:54	56:54	FRA	2 min.	16	ROZIER C		- Tripping
Penalty	57:23	59:23	SWE	2 min.	7	JUNGAKER M		- Interference
Time-out	57:23		FRA					
GK	60:00		FRA					32 PHILBERT A - Goalkeeper out
GK	60:00		SWE					30 SODERBERG E - Goalkeeper out

#### Goalkeeper Records

Team : FRA - France

No.	Name	SOG	SVS	MIP
32	PHILBERT Alice	49	45	60:00
1	MAMERI Margaux			

Team : SWE - Sweden

No.	Name	SOG	SVS	MIP
30	SODERBERG Emma	14	14	60:00
35	HOLM Tindra			

#### Game Statistics

Team : FRA (Blue)

Head Coach : TARLE Gregory

No.	Pos.	Name	Shots on Goal							Time on Ice												
			G	A	P	PIM	FO+	FO-	FO+/-	FO%	1	2	3	OT	TS	+/-	1	2	3	OT	TOT	SHF
6	F	HUOT-MARCHAND Margot	0	0	0	4	0	1	-1	0.00	0	1	1	2	0	6:06	7:40	6:51		20:37	24	0:51
10	D	LECLERC Sophie	0	0	0	0	0	0	0	0.00	0	0	0	0	-3	5:28	7:22	5:27		18:17	26	0:42
11	D	VILLIOT Lea	0	0	0	0	0	0	0	0.00	0	0	0	0	-2	4:11	7:33	2:36		14:20	22	0:39
12	F	DUVIN Estelle +A	0	0	0	8	8	0	50.00	0	0	0	0	0	-1	6:27	6:52	9:04		22:23	25	0:53
16	F	ROZIER Clara +A	0	0	0	2	0	0	0.00	0	2	0	2	-1	6:55	8:30	8:51		24:16	28	0:52	



Head Coach : TARLE Gregory										Shots on Goal					Time on Ice								
No.	Pos.	Name	G	A	P	PIM	FO+	FO-	FO+/-	FO%	1	2	3	OT	TS	+/-	1	2	3	OT	TOT	SHF	AVG
7	D	QUARTO Lucie	0	0	0	0	0	0	0	0.00	0	1	0		1	0	7:04	6:56	5:28		19:28	23	0:50
8	F	BARBIRATI Jade	0	0	0	0	4	8	-4	33.33	0	1	1		2	0	5:07	6:07	5:20		16:34	21	0:47
17	F	AURARD-BUSHEE Chloe	0	0	0	2	0	0	0	0.00	1	0	0		1	0	4:54	5:32	8:18		18:44	27	0:41
22	F	le SCODAN Manon	0	0	0	0	0	0	0	0.00	0	0	1		1	0	5:26	5:37	7:04		18:07	19	0:57
91	D	ZILLIOX Elina	0	0	0	0	0	0	0	0.00	0	0	1		1	0	6:04	6:43	4:59		17:46	22	0:48
5	D	de SERRES Gabrielle	0	0	0	0	0	0	0	0.00	0	0	0		0	-1	8:43	6:50	8:46		24:19	27	0:54
13	D	PELISSOU Marie-Pierre	0	0	0	0	0	0	0	0.00	0	1	0		1	0	8:30	4:36	7:48		20:54	26	0:48
19	F	BAUDRIT Lore +C	0	0	0	2	8	9	-1	47.06	0	1	0		1	0	5:43	6:02	7:12		18:57	24	0:47
44	F	PEYNE--DINGIVAL Anais	0	0	0	0	0	0	0	0.00	0	0	0		0	0	4:25	5:38	2:58		13:01	15	0:52
85	F	BOUDIN Clemence	0	0	0	0	0	0	0	0.00	2	0	0		2	-1	5:02	5:51	1:38		12:31	14	0:53
21	F	MESPLEDE Julia	0	0	0	0	1	1	0	50.00	0	0	0		0	-2	2:23	0:00	4:56		7:19	11	0:39
24	F	NONNENMACHER Emma	0	0	0	0	0	0	0	0.00	0	0	0		0	-2	2:00	0:11	0:00		2:11	6	0:21
29	D	BERGER Lea	0	0	0	0	0	0	0	0.00	0	0	0		0	0	0:00	0:00	0:41		0:41	1	0:41
55	F	GALBRUN Sehana	0	0	0	0	0	0	0	0.00	0	0	0		0	-2	2:41	0:00	0:00		2:41	3	0:53
18	F	SIMON Anae	0	0	0	0	1	0	1	100.00	0	0	0		0	0	0:05	0:00	0:00		0:05	1	0:05
1	GK	MAMERI Margaux	0	0	0	0					0	0	0		0								
32	GK	PHILBERT Alice	0	0	0	0					0	0	0		0								
<b>Total</b>			<b>0</b>	<b>0</b>	<b>0</b>	<b>10</b>	<b>22</b>	<b>27</b>	<b>-5</b>	<b>44.90</b>	<b>3</b>	<b>7</b>	<b>4</b>		<b>14</b>								

Team : SWE (Yellow)

Head Coach : LUNDBERG UIF										Shots on Goal					Time on Ice								
No.	Pos.	Name	G	A	P	PIM	FO+	FO-	FO+/-	FO%	1	2	3	OT	TS	+/-	1	2	3	OT	TOT	SHF	AVG
7	D	JUNGAKER Mira	0	0	0	2	0	0	0	0.00	2	2	3		7	+1	5:02	6:45	8:34		20:21	24	0:50
8	F	SVENSSON Hilda	0	2	2	0	0	0	0	0.00	3	2	3		8	+1	6:25	5:15	4:37		16:17	23	0:42
12	D	NYLEN PERSSON Maja	0	0	0	0	0	0	0	0.00	1	0	1		2	+1	6:34	6:18	6:44		19:36	24	0:49
23	F	JOHANSSON Thea	1	0	1	0	0	0	0	0.00	2	0	1		3	+1	4:34	5:21	5:23		15:18	22	0:41
26	F	OLSSON Hanna +A	0	2	2	0	5	8	-3	38.46	1	0	1		2	+1	7:33	5:59	5:06		18:38	21	0:53
15	F	JOHANSSON Lisa	1	1	2	0	0	0	0	0.00	1	3	1		5	+2	6:00	7:07	5:53		19:00	21	0:54
19	F	HJALMARSSON Sara +A	1	1	2	0	9	5	4	64.29	2	0	2		4	+1	5:38	6:40	8:12		20:30	21	0:58
22	F	THUVIK Hanna	1	1	2	0	0	0	0	0.00	1	1	0		2	+2	4:55	4:57	7:21		17:13	21	0:49
55	D	RAUNIO Jenna	0	0	0	0	0	0	0	0.00	0	0	0		0	0	0:39	0:00	0:00		0:39	2	0:19
71	D	KJELLBIN Anna +C	0	0	0	2	0	0	0	0.00	0	0	0		0	+2	6:10	9:28	7:48		23:26	29	0:48
9	D	ADOLFSSON Jessica	0	0	0	0	0	0	0	0.00	0	2	0		2	+2	6:18	7:04	7:51		21:13	26	0:48
11	F	BOUVENG Josefin	0	0	0	0	0	0	0	0.00	3	1	1		5	0	6:56	5:41	3:04		15:41	21	0:44
14	D	KARLSSON Ida	0	0	0	0	0	0	0	0.00	0	0	0		0	0	7:35	5:02	5:09		17:46	24	0:44
17	F	LUNDIN Sofie	0	0	0	0	3	4	-1	42.86	0	2	0		2	0	5:29	4:58	3:01		13:28	19	0:42
34	F	HALLIN Mira	0	0	0	0	0	0	0	0.00	0	0	0		0	0	1:50	4:07	1:46		7:43	16	0:28
4	D	ANDERSSON Linnea	0	0	0	0	0	0	0	0.00	1	0	0		1	0	5:12	4:52	3:28		13:32	20	0:40
24	F	HEDQVIST Ebba	0	0	0	0	3	1	2	75.00	0	1	1		2	0	3:17	2:53	2:53		9:03	14	0:38
25	F	LJUNGBLOM Lina	0	0	0	0	7	4	3	63.64	1	0	1		2	+1	5:08	2:49	3:55		11:52	17	0:41
89	F	HALL Nicole	0	0	0	2	0	0	0	0.00	1	0	1		2	0	4:46	2:35	3:41		11:02	20	0:33
29	F	WIKNER ZIENKIEWICZ Felizia	0	0	0	0	0	0	0	0.00	0	0	0		0	0	0:33	2:09	1:35		4:17	6	0:42
30	GK	SODERBERG Emma	0	0	0	0					0	0	0		0								
35	GK	HOLM Tindra	0	0	0	0					0	0	0		0								
<b>Total</b>			<b>4</b>	<b>7</b>	<b>11</b>	<b>6</b>	<b>27</b>	<b>22</b>	<b>5</b>	<b>55.10</b>	<b>19</b>	<b>14</b>	<b>16</b>		<b>49</b>								



Group B

R	Team	GP	W	OTW	OTL	L	GDF	GF : GA	PTS
1	SWE	3	3	0	0	0	+12	14 : 2	9
2	GER	2	1	0	0	1	0	6 : 6	3
3	JPN	2	1	0	0	1	-2	5 : 7	3
4	ITA	2	1	0	0	1	-2	5 : 7	3
5	FRA	3	0	0	0	3	-8	3 : 11	0

	FRA	GER	ITA	JPN	SWE
FRA		MON 09 FEB 16:40	1:4	2:3	0:4
GER	MON 09 FEB 16:40		TUE 10 FEB 16:40	5:2	1:4
ITA	4:1	TUE 10 FEB 16:40		MON 09 FEB 12:10	1:6
JPN	3:2	2:5	MON 09 FEB 12:10		TUE 10 FEB 12:10
SWE	4:0	4:1	6:1	TUE 10 FEB 12:10	

Legend:

<b>(G)</b> Goals in tournament	*	Does not count for Plus/minus	<b>+/-</b>	Plus/minus net	<b>+A</b>	Alternate Captain
<b>+C</b> Captain	<b>A</b>	Assists	<b>AVG</b>	Average time on ice / shift	<b>D</b>	Defender
<b>EQ</b> Equal strength	<b>ET/Res</b>	Penalty end time/Result of game	<b>F</b>	Forward	<b>FO%</b>	% Face-offs won
<b>FO+</b> Face-offs won	<b>FO-</b>	Face-offs lost	<b>FO+/-</b>	Face-offs net	<b>G</b>	Goals
<b>GA</b> Goals against	<b>GDF</b>	Goal difference	<b>GF</b>	Goals for	<b>GK</b>	Goalkeeper
<b>GP</b> Games played	<b>L</b>	Losses	<b>MIP</b>	Minutes in play (GK)	<b>No.</b>	Jersey number
<b>OT</b> Overtime	<b>OTL</b>	Overtime losses	<b>OTW</b>	Overtime wins	<b>P</b>	Points
<b>PIM</b> Penalties in minutes	<b>Pos.</b>	Position	<b>PP1</b>	Power play - 1 player	<b>PPG</b>	Power play goals
<b>PTS</b> Points	<b>R</b>	Rank	<b>SHF</b>	Number of shifts	<b>SHG</b>	Shorthanded goals
<b>SOG</b> Shots on goal	<b>SVS</b>	Saves	<b>TOT</b>	Total	<b>TPP</b>	Time on power play
<b>TS</b> Total shots	<b>W</b>	Wins				



Shot Chart

Tabella azioni di tiro / Analyse des tirs

FRA - SWE

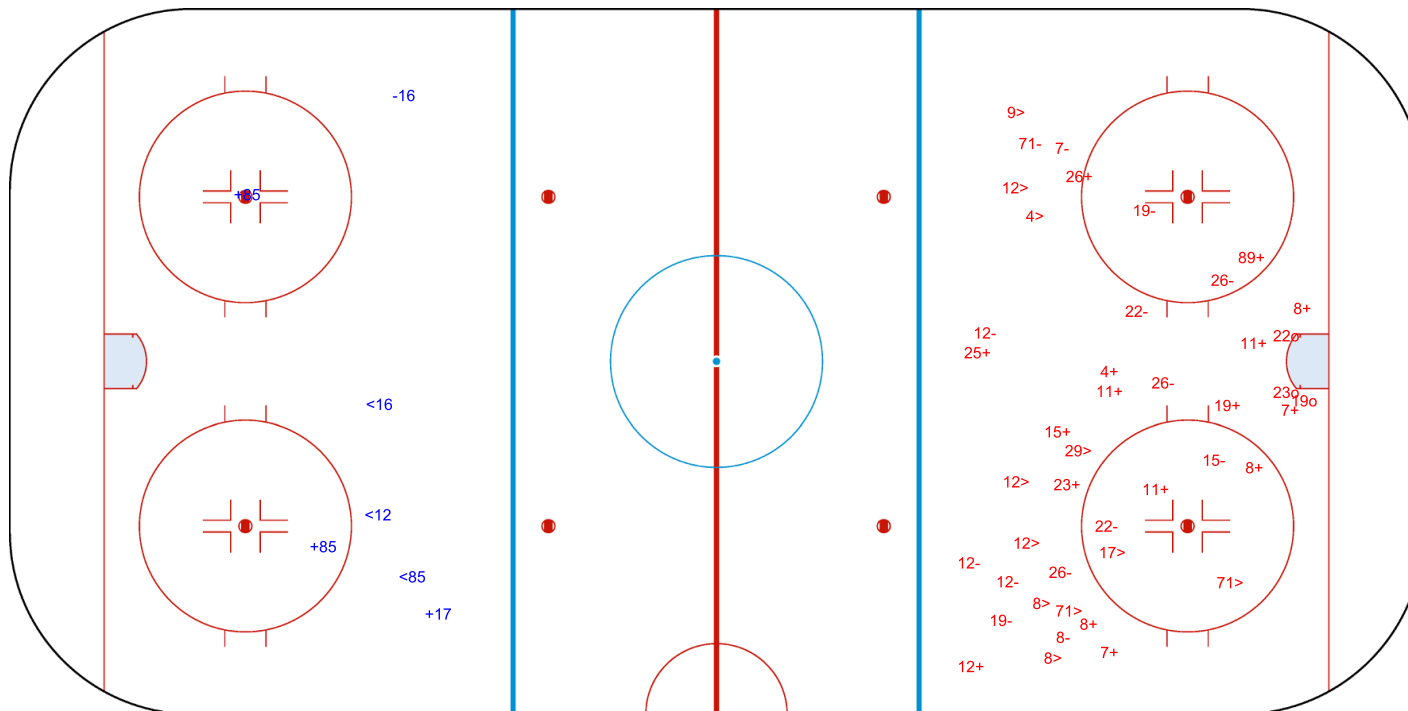
Shots by FRA  
Goal (o): 0  
Block (<): 3  
Save (+): 3  
Miss (-): 1




GK 30 of SWE



1st Period



Shots by SWE  
Goal (o): 3  
Block (>): 11  
Save (+): 16  
Miss (-): 14



GK 32 of FRA



Milano Rho Ice Hockey

SUN 8 FEB 2026

Start Time 16:40

Ice Hockey  
Hockey su ghiaccio / Hockey sur glace

Women  
Donne / Femmes

Preliminary round - Group B, Game 11


Turno preliminare - Gruppo B, Partita 11 / Tour préliminaire - Groupe B, Match 11



Shots by SWE

Goal (o): 1 Save (+): 13

Block (<): 7 Miss (-): 16



GK 32 of FRA



2nd Period



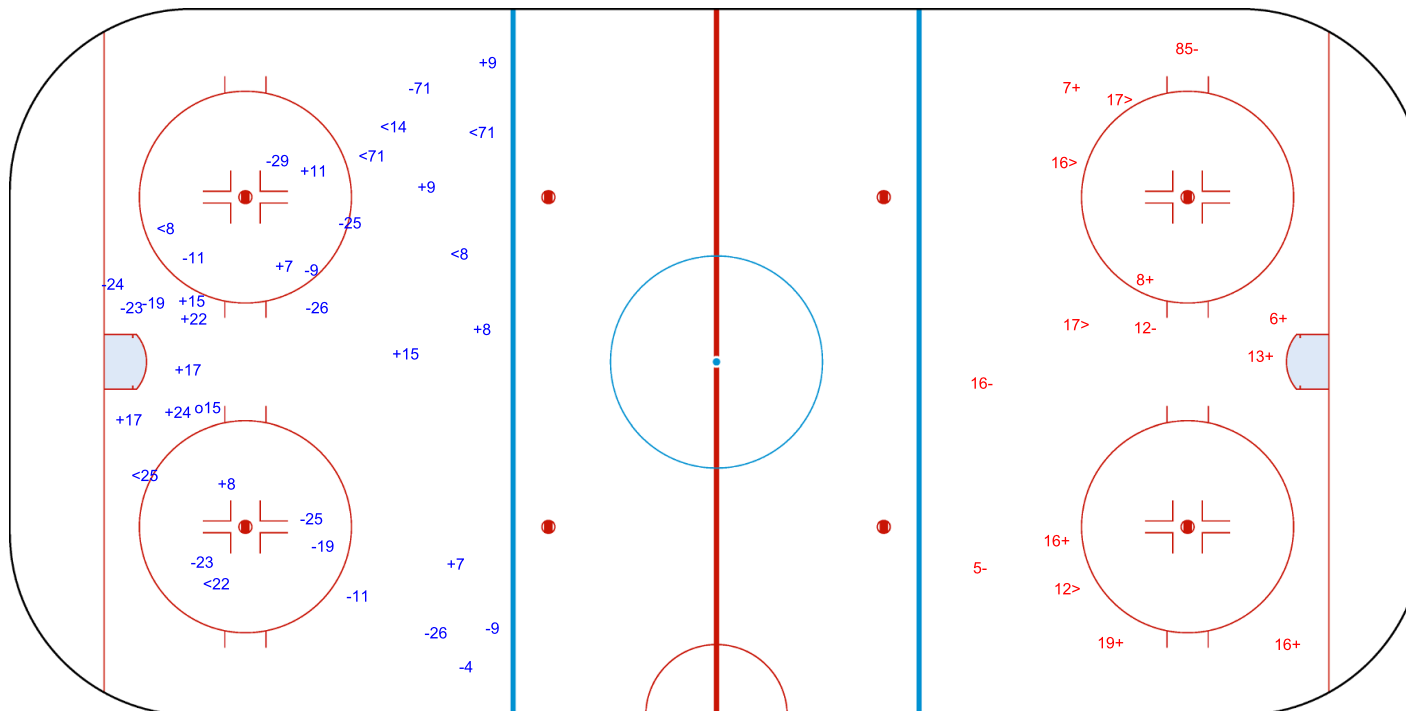
Shots by FRA

Goal (o): 0 Save (+): 7

Block (>): 4 Miss (-): 4



GK 30 of SWE





Milano Rho Ice Hockey

SUN 8 FEB 2026  
Start Time 16:40

Ice Hockey  
Hockey su ghiaccio / Hockey sur glace

Women  
Donne / Femmes

Preliminary round - Group B, Game 11

Turno preliminare - Gruppo B, Partita 11 / Tour préliminaire - Groupe B, Match 11



Shots by FRA

Goal (o): 0

Block (<): 6

Save (+): 4

Miss (-): 3



GK 30 of SWE



3rd Period



Shots by SWE

Goal (o): 0

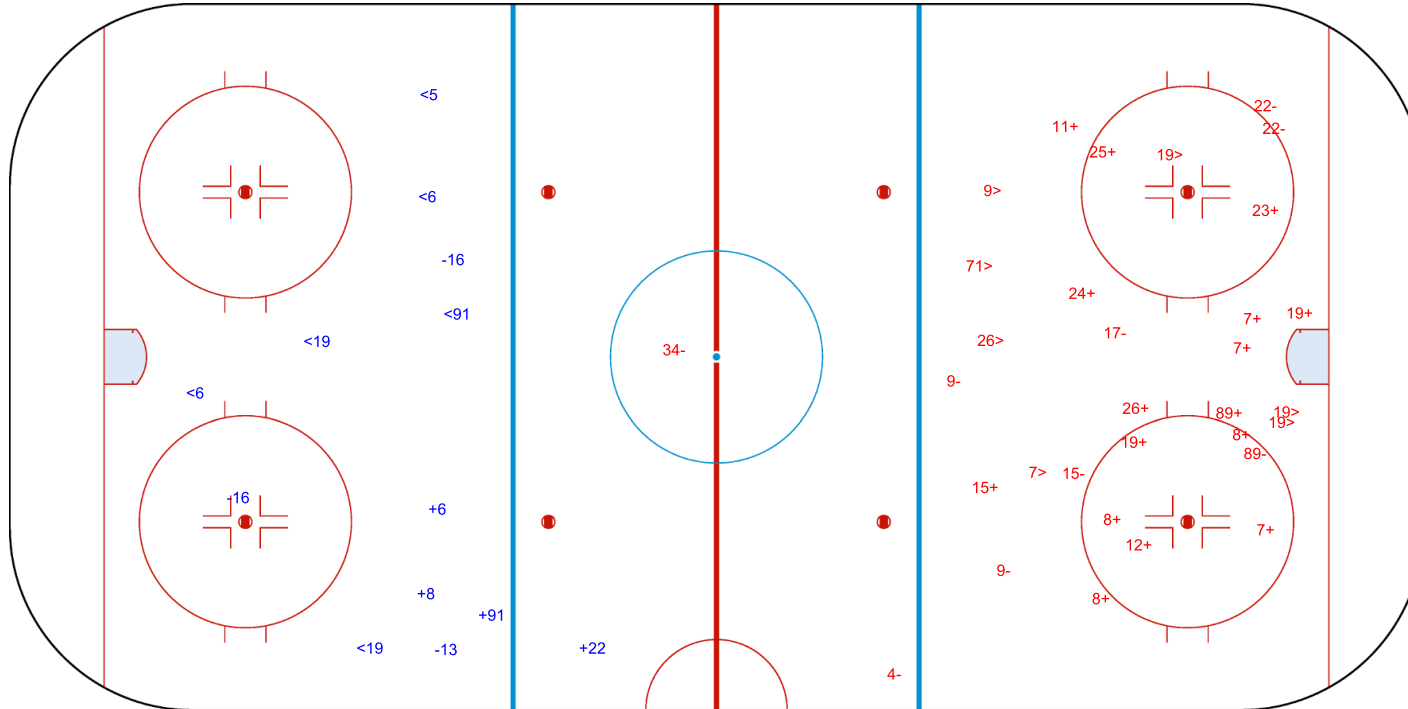
Block (>): 7

Save (+): 16

Miss (-): 9



GK 32 of FRA



Legend: GK Goalkeeper



## Face-off Chart

Tabella ingaggi / Statistiques des mises en jeu

### FRA - SWE

#### 1st PERIOD

	FRA	SWE	Neutral zone		FRA	SWE	Total wins all zones	
	Def. zone	Att. zone	FRA	SWE	Att. zone	Def. zone	FRA	SWE
	- 8	+ 26	- 19	+ 25	+ 19	- 26		
	+ 21	- 26	- 21	+ 17				
	+ 19	- 17	- 12	+ 25				
	+ 19	- 26	- 12	+ 25				
	+ 8	- 17	- 12	+ 25				
	- 8	+ 26						
	+ 19	- 26						
	- 19	+ 19						
	+ 12	- 19						
	- 8	+ 25						
Total wins / period	6 / 60%	4 / 40%	0 / 0%	5 / 100%	1 / 100%	0 / 0%	7 / 44%	9 / 56%

#### 2nd PERIOD

	FRA	SWE	Neutral zone		FRA	SWE	Total wins all zones	
	Def. zone	Att. zone	FRA	SWE	Att. zone	Def. zone	FRA	SWE
	+ 19	- 26	- 19	+ 26	+ 8	- 25		
	+ 19	- 19	+ 12	- 19	- 19	+ 17		
	- 6	+ 25	+ 18	- 17	- 12	+ 24		
	- 8	+ 19	+ 12	- 17	+ 12	- 24		
	- 12	+ 26						
	+ 12	- 26						
	+ 8	- 25						
	- 8	+ 19						
Total wins / period	4 / 50%	4 / 50%	3 / 75%	1 / 25%	2 / 50%	2 / 50%	9 / 56%	7 / 44%

#### 3rd PERIOD

	FRA	SWE	Neutral zone		FRA	SWE	Total wins all zones	
	Def. zone	Att. zone	FRA	SWE	Att. zone	Def. zone	FRA	SWE
	+ 8	- 26	- 19	+ 17	- 8	+ 25		
	- 8	+ 19	- 12	+ 19	+ 19	- 25		
	- 19	+ 19	- 12	+ 19	+ 12	- 26		
	+ 19	- 19	- 19	+ 26	- 19	+ 24		
	+ 12	- 25			- 12	+ 19		
					- 19	+ 24		
					- 8	+ 19		
					+ 12	- 19		
Total wins / period	3 / 60%	2 / 40%	0 / 0%	4 / 100%	3 / 38%	5 / 62%	6 / 35%	11 / 65%



TOTAL

Total wins / game	FRA		SWE		FRA		SWE		Total wins all zones	
	Def. zone	Att. zone	Neutral zone		Att. zone	Def. zone	FRA	SWE	FRA	SWE
	13 / 57%	10 / 43%	3 / 23%	10 / 77%	6 / 46%	7 / 54%	22 / 45%	27 / 55%		

HEAD TO HEAD

No.	SWE					Tot.	wins FRA	Dz	Nz	Az
	17	19	24	25	26					
6				0 - 1		1	0 0%	0 0%		
8	1 - 0	0 - 4		2 - 2	1 - 2	12	4 33%	3 33%		1 33%
12	1 - 0	3 - 3	1 - 1	1 - 3	2 - 1	16	8 50%	3 75%	2 29%	3 60%
18	1 - 0					1	1 100%		1 100%	
19	1 - 2	2 - 2	0 - 2	1 - 1	4 - 2	17	8 47%	6 75%	0 0%	2 40%
21	0 - 1				1 - 0	2	1 50%	1 100%	0 0%	
<b>Tot.</b>	7	14	4	11	13	49	22 45%	13 57%	3 23%	6 46%
<b>wins SWE</b>	3 43%	9 64%	3 75%	7 64%	5 38%	27 55%				
<b>Dz</b>	1 100%	2 67%	3 75%	1 33%	0 0%	7 54%				
<b>Nz</b>	2 50%	2 67%		4 100%	2 100%	10 77%				
<b>Az</b>	0 0%	5 63%		2 50%	3 33%	10 43%				

<b>Legend:</b>	<b>Att.</b> Attacking	<b>Az</b> Attacking zone	<b>Def.</b> Defending	<b>Dz</b> Defending zone
<b>No.</b> Jersey number	<b>Nz</b> Neutral zone	<b>Tot.</b> Total face-offs played		



## Line-Ups

Formazioni / Composition des équipes

### CZE - FIN

#### Referees

13 MURRAY Cianna (CAN), 21 TASSONI Amanda (USA)

#### Linespersons

4 WELSH Kirsten (CAN), 60 ZACH Erin (CAN)

#### Goalkeepers

Team: CZE

No.	Name
1	HESOVA Michaela
29	PESLAROVA Klara

#### Team Line-ups

Team: CZE (Red)

No.	Pos.	Name
2	D	TEJRALOVA Aneta +C
24	D	CAJANOVA Sara
16	F	MRAZOVA Katerina +A
19	F	MLYNKOVA Natalie
21	F	VANISOVA Tereza
4	D	PEJSOVA Daniela
28	D	NEUBAUEROVA Noemi
10	F	KRIZOVA Denisa +A
18	F	PEJZLOVA Michaela
22	F	PLOSOVA Tereza
7	D	SEROISZKOVA Klara
14	D	LASKOVA Dominika
3	F	SAPOVALIVOVA Adela
12	F	HYMLAROVA Klara
98	F	KALTOUNKOVA Kristyna
15	D	TRNKOVA Andrea
8	F	PISTEKOVA Tereza
20	F	JURICKOVA Barbora
26	F	PRIBYLOVA Vendula
6	F	VOCETKOVA Linda

Head Coach: MACLEOD Carla Rae

#### NOT DRESSED:

32 GK PEJSOVA Julie

Team: FIN

No.	Name
30	KYRKKO Emilia
36	KEISALA Anni

Team: FIN (White)

No.	Pos.	Name
9	D	LAITINEN Nelli +A
88	D	SAVOLAINEN Ronja +A
10	F	HOLOPAINEN Elisa
33	F	KARVINEN Michelle +C
77	F	TAPANI Susanna
6	D	HIIRIKOSKI Jenni
8	D	SUORANTA Elli
18	F	NYLUND Jenniina
24	F	VAINIKKA Viivi
40	F	TULUS Noora
2	D	KARJALAINEN Sini
7	D	RANTALA Sanni
16	F	NIEMINEN Petra
19	F	KUOPPALA Ida
61	F	NUUTINEN Emma
5	D	YRJOLA Siiri
12	F	VANHANEN Sanni
22	F	SCHALIN Julia
91	F	LIKALA Julia
32	F	VESA Emilia

Head Coach: LEHTERA Tero

#### NOT DRESSED:

1 GK AHOLA Sanni

#### Legend:

<b>+A</b>	Alternate Captain	<b>+C</b>	Captain	<b>D</b>	Defender	<b>F</b>	Forward
<b>No.</b>	Jersey number	<b>Pos.</b>	Position				



## Graphical Line-ups

Schema grafico formazioni / Alignments

### CZE - FIN

#### Referees

13 MURRAY Cianna (CAN), 21 TASSONI Amanda (USA)

#### Linespersons

4 WELSH Kirsten (CAN), 60 ZACH Erin (CAN)

Team: CZE - Czechia (Red)

Head Coach: MACLEOD Carla Rae

S1 29 PESLAROVA Klara		
1 HESOVA Michaela		
S6 21 VANISOVA Tereza	S4 16 MRAZOVA Katerina +A	S5 19 MLYNKOVA Natalie
S2 2 TEJRALOVA Aneta +C		S3 24 CAJANOVA Sara
10 KRIZOVA Denisa +A	18 PEJZLOVA Michaela	22 PLOSOVA Tereza
4 PEJSOVA Daniela		28 NEUBAUEROVA Noemi
3 SAPOVALIVOVA Adela	98 KALTOUNKOVA Kristyna	12 HYMLAROVA Klara
7 SEROISZKOVA Klara		14 LASKOVA Dominika
26 PRIBYLOVA Vendula	8 PISTEKOVA Tereza	20 JURICKOVA Barbora
15 TRNKOVA Andrea		
6 VOCETKOVA Linda		

Team: FIN - Finland (White)

Head Coach: LEHTERA Tero

S1 36 KEISALA Anni		
30 KYRKKO Emilia		
S5 33 KARVINEN Michelle +C	S6 77 TAPANI Susanna +C	S4 10 HOLOPAINEN Elisa
S3 88 SAVOLAINEN Ronja +A		S2 9 LAITINEN Nelli +A
24 VAINIKKA Viivi	40 TULUS Noora	18 NYLUND Jenniina
6 HIIRIKOSKI Jenni		8 SUORANTA Elii
19 KUOPPALA Ida	16 NIEMINEN Petra	61 NUUTINEN Emma
7 RANTALA Sanni		2 KARJALAINEN Sini
22 SCHALIN Julia	12 VANHANEN Sanni	91 LIIKALA Julia
		5 YRJOLA Siiri
		32 VESA Emilia

#### Legend:

+A Alternate Captain

+C Captain

Sn Starting position



### Game Summary

Tabella riassuntiva partita / Resume du match

**REVISED**  
8 FEB 23:36

**CZE - FIN 2 - 0 (2 - 0 , 0 - 0 , 0 - 0)**

Spectators	Referees	Linespersons
3805	13 MURRAY Cianna (CAN) , 21 TASSONI Amanda (USA)	4 WELSH Kirsten (CAN) , 60 ZACH Erin (CAN)

#### Team Statistics

Period	Score	SVS	SOG	PIM	TPP	PPG	SHG
1	2 : 0	11 : 5	7 : 11	4 : 4	3:42 : 4:00	0 : 0	0 : 0
2	0 : 0	6 : 12	12 : 6	0 : 2	2:18 : 0:00	0 : 0	0 : 0
3	0 : 0	8 : 5	5 : 8	2 : 0	0:00 : 2:00	0 : 0	0 : 0
<b>Total</b>	<b>2 : 0</b>	<b>25 : 22</b>	<b>24 : 25</b>	<b>6 : 6</b>	<b>6:00 : 6:00</b>	<b>0 : 0</b>	<b>0 : 0</b>

#### 1st Period

Action	Time	ET/Res	Team	Type	No.	Name	(G)	Name of Assistant(s) / Action Description
GK	00:00		FIN		36	KEISALA A		- Goalkeeper in
GK	00:00		CZE		29	PESLAROVA K		- Goalkeeper in
<b>Goal</b>	<b>02:57</b>	<b>1 : 0</b>	<b>CZE</b>	<b>EQ</b>	<b>8</b>	<b>PISTEKOVA T</b>	(1)	20 JURICKOVA B On Ice CZE 29 4 8 20 26 28 FIN 36 5 8 12 22 91
Penalty	03:37	05:37	FIN	2 min.	77	TAPANI S		- Hooking
Penalty	11:56	13:56	CZE	2 min.	21	VANISOVA T		- Illegal Hit
Penalty	15:06	17:06	CZE	2 min.	14	LASKOVA D		- Tripping
<b>Goal</b>	<b>17:54</b>	<b>2 : 0</b>	<b>CZE</b>	<b>EQ</b>	<b>19</b>	<b>MLYNKOVA N</b>	(2)	15 TRNKOVA A On Ice CZE 29 2 15 16 19 21 FIN 36 9 12 22 88 91
Penalty	18:18	20:18	FIN	2 min.	33	KARVINEN M		- Tripping

#### 2nd Period

Action	Time	ET/Res	Team	Type	No.	Name	(G)	Name of Assistant(s) / Action Description
Penalty	37:25	39:25	FIN	2 min.	7	RANTALA S		- Cross-Checking

#### 3rd Period

Action	Time	ET/Res	Team	Type	No.	Name	(G)	Name of Assistant(s) / Action Description
Penalty	49:05	51:05	CZE	2 min.	15	TRNKOVA A		- Interference on a Goalkeeper
GK	58:17		FIN					36 KEISALA A - Goalkeeper out
Time-out	58:27		FIN					
GK	59:26		FIN		36	KEISALA A		- Goalkeeper in
GK	59:41		FIN					36 KEISALA A - Goalkeeper out
GK	60:00		CZE					29 PESLAROVA K - Goalkeeper out

#### Goalkeeper Records

Team : CZE - Czechia

No.	Name	SOG	SVS	MIP
29	PESLAROVA Klara	25	25	60:00
1	HESOVA Michaela			

Team : FIN - Finland

No.	Name	SOG	SVS	MIP
36	KEISALA Anni	24	22	58:32
30	KYRKKO Emilia			

#### Game Statistics

Team : CZE (Red)

Head Coach : MACLEOD Carla Rae

No.	Pos.	Name	Shots on Goal							Time on Ice												
			G	A	P	PIM	FO+	FO-	FO+/-	FO%	1	2	3	OT	TS	+/-	1	2	3	OT	TOT	SHF
2	D	TEJRALOVA Aneta +C	0	0	0	0	0	0	0	0.00	0	0	0	0	+1	6:40	7:26	9:21		23:27	28	0:50
16	F	MRAZOVA Katerina +A	0	0	0	0	7	3	4	70.00	0	0	0	0	+1	6:12	5:59	5:42		17:53	23	0:46
19	F	MLYNKOVA Natalie	1	0	1	0	0	0	0	0.00	3	2	1	6	+1	6:20	6:17	5:58		18:35	25	0:44
21	F	VANISOVA Tereza	0	0	0	2	0	0	0	0.00	0	0	0	0	+1	6:05	5:43	5:47		17:35	22	0:47
24	D	CAJANOVA Sara	0	0	0	0	0	0	0	0.00	0	1	0	1	0	6:39	8:19	8:33		23:31	27	0:52
4	D	PEJSOVA Daniela	0	0	0	0	0	0	0	0.00	0	0	1	1	+1	6:51	4:45	6:58		18:34	23	0:48
10	F	KRIZOVA Denisa +A	0	0	0	0	1	3	-2	25.00	0	1	0	1	0	5:39	5:13	4:38		15:30	20	0:46
18	F	PEJZLOVA Michaela	0	0	0	0	2	0	2	100.00	0	0	0	0	0	2:30	4:17	3:14		10:01	17	0:35
22	F	PLOSOVA Tereza	0	0	0	0	0	0	0	0.00	0	1	0	1	0	4:22	5:13	3:11		12:46	18	0:42
28	D	NEUBAUEROVA Noemi	0	0	0	0	0	0	0	0.00	0	0	1	1	+1	5:11	4:13	5:47		15:11	22	0:41



Head Coach : MACLEOD Carla Rae										Shots on Goal					Time on Ice								
No.	Pos.	Name	G	A	P	PIM	FO+	FO-	FO+/-	FO%	1	2	3	OT	TS	+/-	1	2	3	OT	TOT	SHF	AVG
3	F	SAPOVALIVOVA Adela	0	0	0	0	1	1	0	50.00	2	2	0		4	0	4:42	6:01	4:50		15:33	18	0:51
7	D	SEROISZKOVA Klara	0	0	0	0	0	0	0	0.00	0	2	0		2	0	3:27	4:19	2:36		10:22	14	0:44
12	F	HYMLAROVA Klara	0	0	0	0	0	0	0	0.00	0	1	1		2	0	5:58	6:30	6:54		19:22	22	0:52
14	D	LASKOVA Dominika	0	0	0	2	0	0	0	0.00	0	0	0		0	0	3:40	4:40	4:15		12:35	16	0:47
98	F	KALTOUNKOVA Kristyna	0	0	0	0	14	7	7	66.67	0	0	0		0	0	6:38	6:37	7:15		20:30	20	1:01
8	F	PISTEKOVA Tereza	1	0	1	0	5	0	5	100.00	1	0	0		1	+1	3:59	4:14	3:43		11:56	14	0:51
15	D	TRNKOVA Andrea	0	1	1	2	0	0	0	0.00	1	1	1		3	+1	1:49	3:09	2:38		7:36	12	0:38
20	F	JURICKOVA Barbora	0	1	1	0	0	0	0	0.00	0	0	0		0	+1	4:51	3:43	3:28		12:02	14	0:51
26	F	PRIBYLOVA Vendula	0	0	0	0	0	0	0	0.00	0	1	0		1	+1	4:22	3:22	3:12		10:56	14	0:46
6	F	VOCETKOVA Linda	0	0	0	0	0	0	0	0.00	0	0	0		0	0	0:00	0:00	0:00		0:00	0	0:00
1	GK	HESOVA Michaela	0	0	0	0					0	0	0		0								
29	GK	PESLAROVA Klara	0	0	0	0					0	0	0		0								
<b>Total</b>			<b>2</b>	<b>2</b>	<b>4</b>	<b>6</b>	<b>30</b>	<b>14</b>	<b>16</b>	<b>68.18</b>	<b>7</b>	<b>12</b>	<b>5</b>		<b>24</b>								

Team : FIN (White)																							
Head Coach : LEHTERA Tero										Shots on Goal					Time on Ice								
No.	Pos.	Name	G	A	P	PIM	FO+	FO-	FO+/-	FO%	1	2	3	OT	TS	+/-	1	2	3	OT	TOT	SHF	AVG
9	D	LAITINEN Nelli +A	0	0	0	0	0	0	0	0.00	1	1	1		3	-1	9:00	6:00	6:48		21:48	26	0:50
10	F	HOLOPAINEN Elisa	0	0	0	0	0	0	0	0.00	2	1	2		5	0	6:01	4:10	7:33		17:44	21	0:50
33	F	KARVINEN Michelle +C	0	0	0	2	0	0	0	0.00	0	2	0		2	0	5:17	4:49	7:37		17:43	22	0:48
77	F	TAPANI Susanna	0	0	0	2	4	10	-6	28.57	1	0	0		1	0	6:19	4:29	6:27		17:15	21	0:49
88	D	SAVOLAINEN Ronja +A	0	0	0	0	0	0	0	0.00	1	0	1		2	-1	7:43	5:27	6:54		20:04	25	0:48
6	D	HIIRIKOSKI Jenni	0	0	0	0	0	0	0	0.00	0	1	0		1	0	5:46	6:24	8:28		20:38	25	0:49
8	D	SUORANTA Elli	0	0	0	0	0	0	0	0.00	0	0	0		0	-1	3:31	6:03	5:40		15:14	19	0:48
18	F	NYLUND Jenniina	0	0	0	0	0	1	-1	0.00	1	0	1		2	0	4:08	6:21	5:03		15:32	17	0:54
24	F	VAINIKKA Viivi	0	0	0	0	1	2	-1	33.33	1	0	0		1	0	6:40	4:47	7:38		19:05	22	0:52
40	F	TULUS Noora	0	0	0	0	5	6	-1	45.45	0	0	0		0	0	4:59	3:32	6:45		15:16	17	0:53
2	D	KARJALAINEN Sini	0	0	0	0	0	0	0	0.00	0	0	0		0	0	5:10	5:54	3:53		14:57	19	0:47
7	D	RANTALA Sanni	0	0	0	2	0	0	0	0.00	2	0	0		2	0	4:45	5:29	5:24		15:38	20	0:46
16	F	NIEMINEN Petra	0	0	0	0	3	7	-4	30.00	1	1	1		3	0	4:04	5:40	6:52		16:36	19	0:52
19	F	KUOPPALA Ida	0	0	0	0	0	0	0	0.00	1	0	0		1	0	3:22	6:36	1:45		11:43	12	0:58
61	F	NUUTINEN Emma	0	0	0	0	0	0	0	0.00	0	0	0		0	0	5:49	4:47	4:01		14:37	18	0:48
5	D	YRJOLA Siiri	0	0	0	0	0	0	0	0.00	0	0	1		1	-1	2:33	4:43	1:11		8:27	11	0:46
12	F	VANHANEN Sanni	0	0	0	0	1	4	-3	20.00	0	0	0		0	-2	3:52	4:04	4:15		12:11	20	0:36
22	F	SCHALIN Julia	0	0	0	0	0	0	0	0.00	0	0	1		1	-2	2:15	3:47	3:01		9:03	21	0:25
91	F	LIKALA Julia	0	0	0	0	0	0	0	0.00	0	0	0		0	-2	4:05	3:52	1:34		9:31	17	0:33
32	F	VESA Emilia	0	0	0	0	0	0	0	0.00	0	0	0		0	0	0:58	0:43	0:50		2:31	3	0:50
30	GK	KYRKKO Emilia	0	0	0	0					0	0	0		0								
36	GK	KEISALA Anni	0	0	0	0					0	0	0		0								
<b>Total</b>			<b>0</b>	<b>0</b>	<b>0</b>	<b>6</b>	<b>14</b>	<b>30</b>	<b>-16</b>	<b>31.82</b>	<b>11</b>	<b>6</b>	<b>8</b>		<b>25</b>								

Group A

R	Team	GP	W	OTW	OTL	L	GDF	GF : GA	PTS
1	USA	2	2	0	0	0	+9	10 : 1	6
2	CZE	3	1	0	1	1	-3	6 : 9	4
3	CAN	1	1	0	0	0	+4	4 : 0	3
4	SUI	2	0	1	0	1	-3	4 : 7	2
5	FIN	2	0	0	0	2	-7	0 : 7	0

	CAN	CZE	FIN	SUI	USA
CAN		MON 09 FEB 21:10	THU 12 FEB 14:30	4:0	TUE 10 FEB 20:10
CZE	MON 09 FEB 21:10		2:0	3:4	1:5
FIN	THU 12 FEB 14:30	0:2		TUE 10 FEB 21:10	0:5
SUI	0:4	4:3	TUE 10 FEB 21:10		MON 09 FEB 20:40
USA	TUE 10 FEB 20:10	5:1	5:0	MON 09 FEB 20:40	



Legend:			
<b>(G)</b>	Goals in tournament	<b>+/-</b>	Plus/minus net
<b>A</b>	Assists	<b>AVG</b>	Average time on ice / shift
<b>ET/Res</b>	Penalty end time/Result of game	<b>F</b>	Forward
<b>FO-</b>	Face-offs lost	<b>FO+/-</b>	Face-offs net
<b>GDF</b>	Goal difference	<b>GF</b>	Goals for
<b>L</b>	Losses	<b>MIP</b>	Minutes in play (GK)
<b>OTL</b>	Overtime losses	<b>OTW</b>	Overtime wins
<b>Pos.</b>	Position	<b>PPG</b>	Power play goals
<b>SHF</b>	Number of shifts	<b>SHG</b>	Shorthanded goals
<b>TOT</b>	Total	<b>TPP</b>	Time on power play
		<b>+A</b>	Alternate Captain
		<b>D</b>	Defender
		<b>FO%</b>	% Face-offs won
		<b>G</b>	Goals
		<b>GK</b>	Goalkeeper
		<b>No.</b>	Jersey number
		<b>P</b>	Points
		<b>PTS</b>	Points
		<b>SOG</b>	Shots on goal
		<b>TS</b>	Total shots
		<b>+C</b>	Captain
		<b>EQ</b>	Equal strength
		<b>FO+</b>	Face-offs won
		<b>GA</b>	Goals against
		<b>GP</b>	Games played
		<b>OT</b>	Overtime
		<b>PIM</b>	Penalties in minutes
		<b>R</b>	Rank
		<b>SVS</b>	Saves
		<b>W</b>	Wins


**REVISED** Revised to correct Time on ice data for FIN during the 3rd period.



**Shot Chart**  
Tabella azioni di tiro / Analyse des tirs

**CZE - FIN**

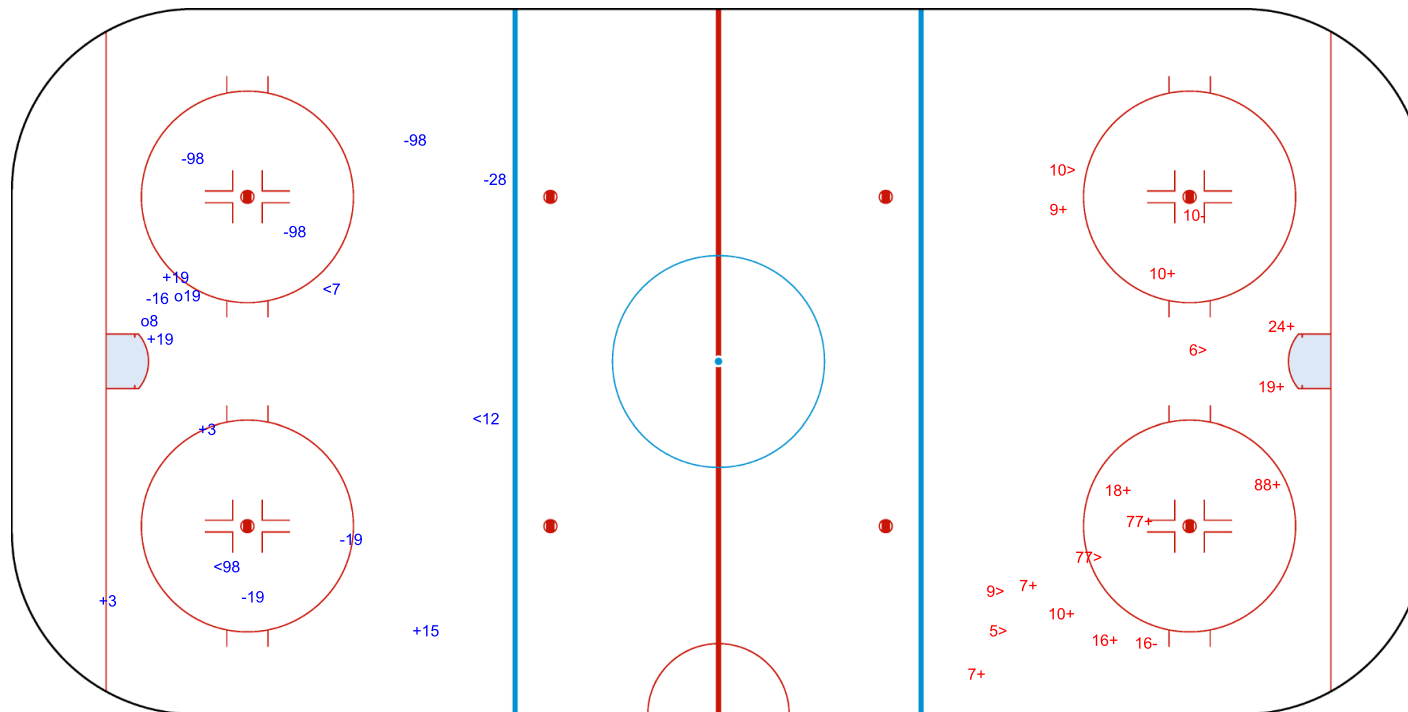
Shots by CZE  
Goal (o): 2    Save (+): 5  
Block (<): 3    Miss (-): 7



GK 36 of FIN



1st Period



Shots by FIN  
Goal (o): 0    Save (+): 11  
Block (>): 5    Miss (-): 2



GK 29 of CZE



Shots by FIN  
Goal (o): 0  
Block (<): 1

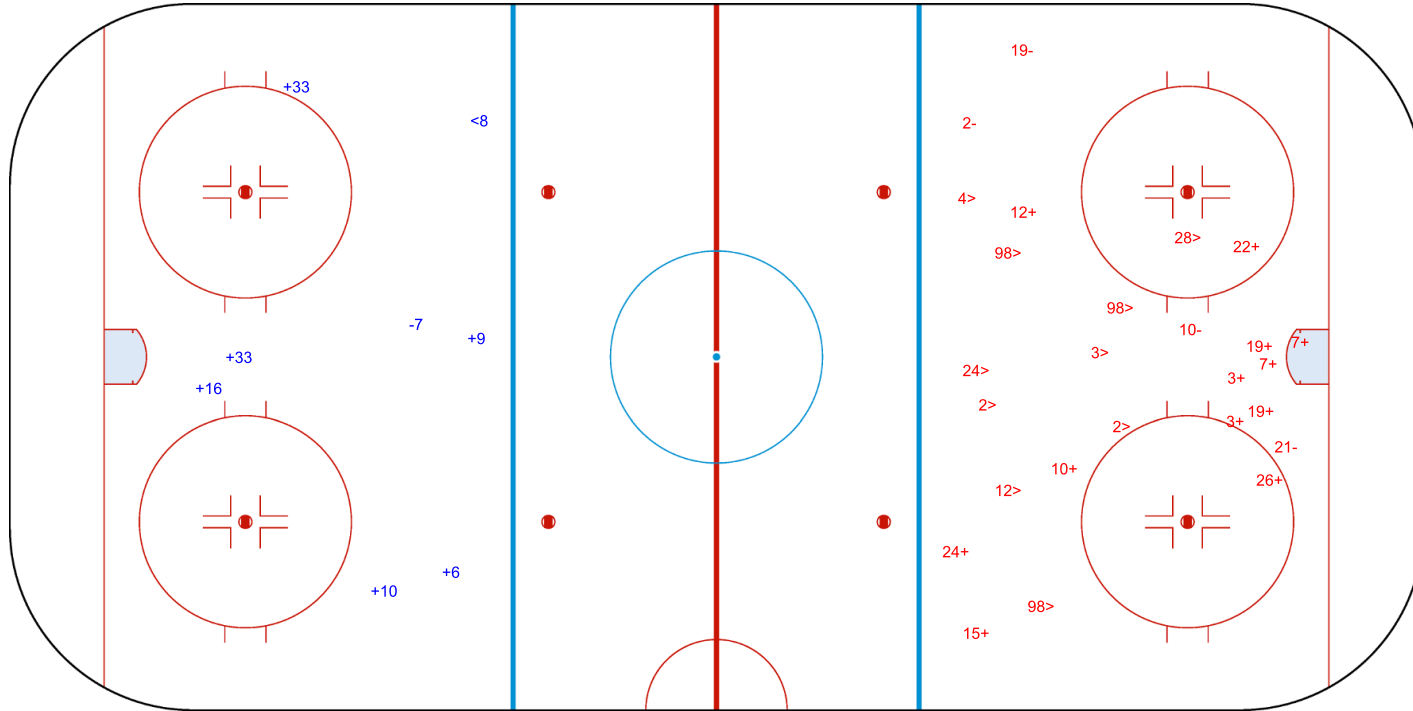
Save (+): 6  
Miss (-): 1



GK 29 of CZE



2nd Period



Shots by CZE  
Goal (o): 0  
Block (>): 10

Save (+): 12  
Miss (-): 4



GK 36 of FIN



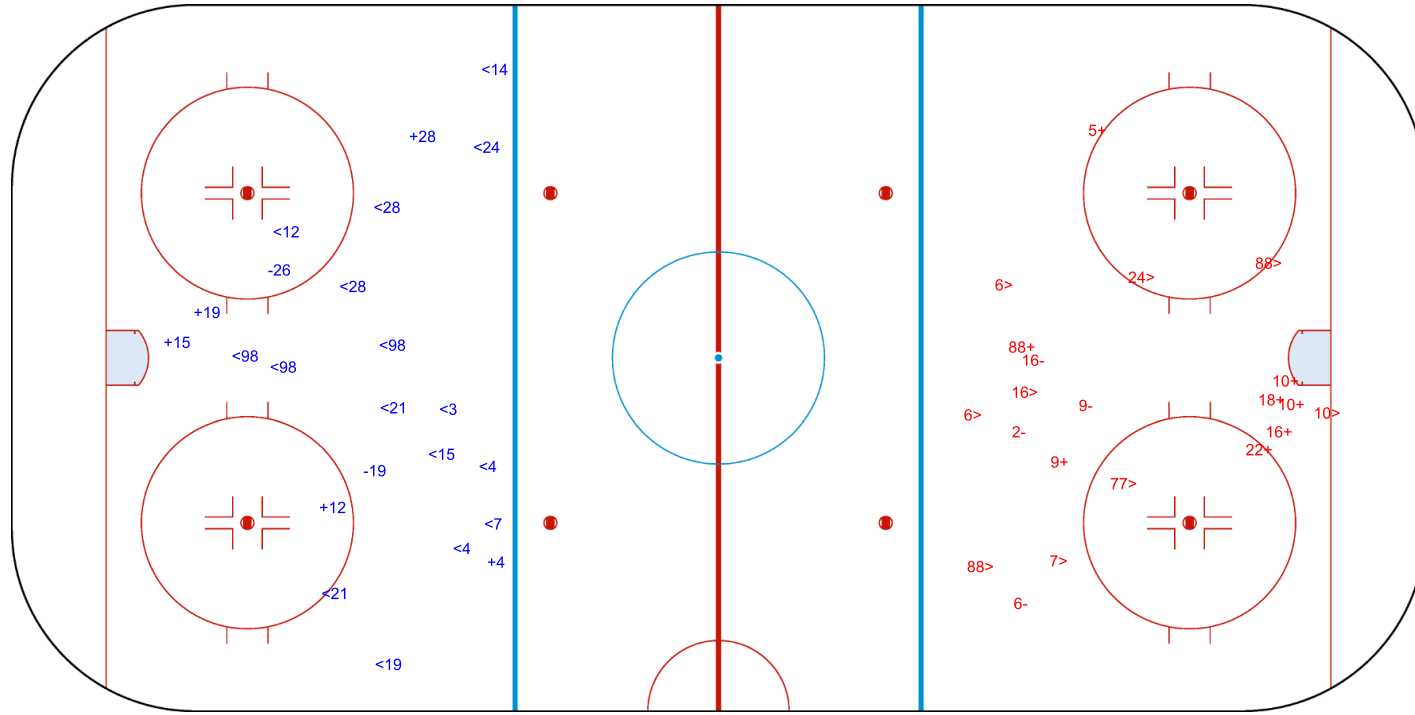
Shots by CZE

Goal (o): 0      Save (+): 5  
Block (<): 16    Miss (-): 2



GK 36 of FIN

FIN →      3rd Period      ← CZE



Shots by FIN

Goal (o): 0      Save (+): 8  
Block (>): 9     Miss (-): 4



GK 29 of CZE

Legend: GK Goalkeeper



## Face-off Chart

Tabella ingaggi / Statistiques des mises en jeu

### CZE - FIN

#### 1st PERIOD

	CZE		FIN		CZE		FIN		Total wins all zones	
	Def. zone	Att. zone	Neutral zone		Att. zone	Def. zone			CZE	FIN
	- 16	+ 16	+ 16	- 77	- 10	+ 77				
	+ 18	- 77	+ 16	- 77	- 3	+ 12				
	- 98	+ 77	+ 98	- 77	+ 98	- 12				
	+ 98	- 77			+ 98	- 24				
Total wins / period	2 / 50%	2 / 50%	3 / 100%	0 / 0%	2 / 50%	2 / 50%			7 / 64%	4 / 36%

#### 2nd PERIOD

	CZE		FIN		CZE		FIN		Total wins all zones	
	Def. zone	Att. zone	Neutral zone		Att. zone	Def. zone			CZE	FIN
	+ 8	- 12	+ 16	- 18	+ 98	- 40				
	+ 16	- 77	- 98	+ 40	+ 98	- 40				
	+ 98	- 16	+ 8	- 12	+ 10	- 16				
	+ 18	- 77	+ 98	- 16	- 98	+ 40				
			- 10	+ 77	- 10	+ 16				
					- 98	+ 16				
					+ 8	- 40				
					+ 98	- 12				
					+ 3	- 16				
					- 98	+ 24				
Total wins / period	4 / 100%	0 / 0%	3 / 60%	2 / 40%	6 / 60%	4 / 40%			13 / 68%	6 / 32%

#### 3rd PERIOD

	CZE		FIN		CZE		FIN		Total wins all zones	
	Def. zone	Att. zone	Neutral zone		Att. zone	Def. zone			CZE	FIN
	+ 16	- 77	+ 16	- 77	+ 8	- 16				
	+ 16	- 77	- 98	+ 40	+ 8	- 16				
	+ 98	- 40	+ 98	- 24	+ 98	- 40				
	+ 98	- 16	- 98	+ 40	+ 98	- 40				
	- 16	+ 77								
	- 16	+ 40								
Total wins / period	4 / 67%	2 / 33%	2 / 50%	2 / 50%	4 / 100%	0 / 0%			10 / 71%	4 / 29%



TOTAL

Total wins / game	CZE		FIN		CZE		FIN		Total wins all zones	
	Def. zone	Att. zone	Neutral zone		Att. zone	Def. zone	CZE	FIN	CZE	FIN
	10 / 71%	4 / 29%	8 / 67%	4 / 33%	12 / 67%	6 / 33%	30 / 68%	14 / 32%		

HEAD TO HEAD

	No.	FIN					Tot.	wins CZE	Dz	Nz	Az	
		12	16	18	24	40						77
CZE	3	0 - 1	1 - 0				2	1 50%			1 50%	
	8	2 - 0	2 - 0			1 - 0	5	5 100%	1 100%	1 100%	3 100%	
	10		1 - 1				0 - 2	4	1 25%		0 0%	1 33%
	16		0 - 1	1 - 0		0 - 1	6 - 1	10	7 70%	3 50%	4 100%	
	18						2 - 0	2	2 100%	2 100%		
	98	2 - 0	3 - 1		2 - 1	5 - 4	2 - 1	21	14 67%	4 80%	3 50%	7 70%
<b>Tot.</b>	<b>5</b>	<b>10</b>	<b>1</b>	<b>3</b>	<b>11</b>	<b>14</b>	<b>44</b>	<b>30</b> 68%	<b>10</b> 71%	<b>8</b> 67%	<b>12</b> 67%	
<b>wins FIN</b>	<b>1</b> 20%	<b>3</b> 30%	<b>0</b> 0%	<b>1</b> 33%	<b>5</b> 45%	<b>4</b> 29%	<b>14</b> 32%					
<b>Dz</b>	<b>1</b> 33%	<b>2</b> 33%		<b>1</b> 50%	<b>1</b> 17%	<b>1</b> 100%	<b>6</b> 33%					
<b>Nz</b>	<b>0</b> 0%	<b>0</b> 0%	<b>0</b> 0%	<b>0</b> 0%	<b>3</b> 100%	<b>1</b> 20%	<b>4</b> 33%					
<b>Az</b>	<b>0</b> 0%	<b>1</b> 33%			<b>1</b> 50%	<b>2</b> 25%	<b>4</b> 29%					

<b>Legend:</b>	<b>Att.</b> Attacking	<b>Az</b> Attacking zone	<b>Def.</b> Defending	<b>Dz</b> Defending zone
<b>No.</b> Jersey number	<b>Nz</b> Neutral zone	<b>Tot.</b> Total face-offs played		



## Line-Ups

Formazioni / Composition des equipes

### JPN - ITA

#### Referees

12 HILLER Samantha (USA), 10 McKENNA Michelle (CAN)

#### Linespersons

16 HAJKOVA Kristyna (CZE), 60 ZACH Erin (CAN)

#### Goalkeepers

Team: JPN

No.	Name
20	MASUHARA Miyuu
31	KAWAGUCHI Riko

Team: ITA

No.	Name
1	DURANTE Gabriella
25	FEDEL Martina

#### Team Line-ups

Team: JPN (White)

No.	Pos.	Name
3	D	SHIGA Aoi
6	D	SATO Kohane
11	F	SHIGA Akane
15	F	UKITA Rui
40	F	NORO Rio
2	D	KOIKE Shiori +C
8	D	HOSOYAMADA Akane +A
13	F	WAJIMA Yumeka
18	F	MAEDA Suzuka
41	F	NORO Riri
4	D	HITOSATO Ayaka +A
7	D	SEKI Kanami
14	F	TOKO Haruka
19	F	ITO Makoto
24	F	MIURA Mei
5	D	YAMASHITA Shiori
9	D	AKIMOTO Nana
17	F	TADA Ai
27	F	KOYAMA Remi
91	F	ODAIRA Umeka

Head Coach: IIZUKA Yuji

#### NOT DRESSED:

30 GK HALLORAN Rei

Team: ITA (Blue)

No.	Pos.	Name
18	D	STOCKER Franziska
93	D	MATTIVI Nadia +C
8	F	CAUMO Anna
11	F	REYES Justine
19	F	DELLA ROVERE Kristin
13	D	LOBIS Laura
77	D	FORTINO Laura +A
10	F	ABATANGELO Aurora
17	F	FANTIN Matilde
82	F	TUTINO Kayla +A
2	D	VARANO Amie
27	D	GUERRIERO Kristen
3	F	HEIDENBERGER Manuela
12	F	ROCCELLA Rebecca
15	F	NICCOLAI Greta
55	D	PIERRI Jacquie
4	F	SALETTA Carola
21	F	MAZZOCCHI Marta
22	F	KANEPPELE Sara
14	F	BONAFINI Eleonora

Head Coach: BOUCHARD Eric

#### NOT DRESSED:

66 GK OSTONI Margherita

#### Legend:

<b>+A</b>	Alternate Captain	<b>+C</b>	Captain	<b>D</b>	Defender	<b>F</b>	Forward
<b>No.</b>	Jersey number	<b>Pos.</b>	Position				



## Graphical Line-ups

Schema grafico formazioni / Alignments

### JPN - ITA

#### Referees

12 HILLER Samantha (USA), 10 McKENNA Michelle (CAN)

#### Linespersons

16 HAJKOVA Kristyna (CZE), 60 ZACH Erin (CAN)

Team: JPN - Japan (White)

Head Coach: IIZUKA Yuji

S1 20 MASUHARA Miyuu		
31 KAWAGUCHI Riko		
S4 11 SHIGA Akane	S6 40 NORO Rio	S5 15 UKITA Rui
S2 3 SHIGA Aoi	S3 6 SATO Kohane	
13 WAJIMA Yumeka	18 MAEDA Suzuka	41 NORO Riri
8 HOSoyAMADA Akane +A	2 KOIKE Shiori +C	
24 MIURA Mei	19 ITO Makoto	14 TOKO Haruka
4 HITOSATO Ayaka +A	7 SEKI Kanami	
27 KOYAMA Remi	91 ODAIRA Umeka	17 TADA Ai
9 AKIMOTO Nana	5 YAMASHITA Shiori	

Team: ITA - Italy (Blue)

Head Coach: BOUCHARD Eric

S1 1 DURANTE Gabriella		
25 FEDEL Martina		
S4 8 CAUMO Anna	S6 19 DELLA ROVERE Kristin	S5 11 REYES Justine
S3 93 MATTIVI Nadia +C	S2 18 STOCKER Franziska	
10 ABATANGELO Aurora	17 FANTIN Matilde	82 TUTINO Kayla +A
13 LOBIS Laura	77 FORTINO Laura +A	
12 ROCCELLA Rebecca	15 NICCOLAI Greta	3 HEIDENBERGER Manuela
27 GUERRIERO Kristen	2 VARANO Amie	
22 KANEPPELE Sara	4 SALETTA Carola	21 MAZZOCCHI Marta
55 PIERRI Jacquie		
		14 BONAFINI Eleonora

#### Legend:

+A Alternate Captain

+C Captain

Sn

Starting position



MON 9 FEB 2026

Start Time 12:10  
End Time 14:32

Preliminary round - Group B, Game 13

Turno preliminare - Gruppo B, Partita 13 / Tour preliminaire - Groupe B, Match 13

### Game Summary

Tabella riassuntiva partita / Resume du match

**JPN - ITA 2 - 3 (0 - 2 , 1 - 0 , 1 - 1)**

Spectators	Referees	Linespersons
3769	12 HILLER Samantha (USA) , 10 McKENNA Michelle (CAN)	16 HAJKOVA Kristyna (CZE) , 60 ZACH Erin (CAN)

#### Team Statistics

Period	Score	SVS	SOG	PIM	TPP	PPG	SHG
1	0 : 2	8 : 8	8 : 10	2 : 2	0:34 : 0:17	0 : 1	0 : 0
2	1 : 0	4 : 14	15 : 4	0 : 2	3:26 : 0:00	0 : 0	0 : 0
3	1 : 1	8 : 5	6 : 9	2 : 2	2:00 : 2:00	0 : 0	0 : 0
<b>Total</b>	<b>2 : 3</b>	<b>20 : 27</b>	<b>29 : 23</b>	<b>4 : 6</b>	<b>6:00 : 2:17</b>	<b>0 : 1</b>	<b>0 : 0</b>

#### 1st Period

Action	Time	ET/Res	Team	Type	No.	Name	(G)	Name of Assistant(s) / Action Description
GK	00:00		JPN		20	MASUHARA M		- Goalkeeper in
GK	00:00		ITA		1	DURANTE G		- Goalkeeper in
<b>Goal</b>	<b>12:34</b>	<b>0 : 1</b>	<b>ITA</b>	<b>EQ</b>	<b>17</b>	<b>FANTIN M</b>	<b>(2)</b>	13 LOBIS L On Ice JPN 20 2 8 13 18 41 82 TUTINO K ITA 1 10 13 17 77 82
Penalty	18:34	18:51	JPN	2 min.	6	SATO K		- Interference
<b>Goal</b>	<b>18:51</b>	<b>0 : 2</b>	<b>ITA</b>	<b>PP1</b>	<b>17</b>	<b>FANTIN M</b>	<b>(3)</b>	93 MATTIVI N On Ice JPN 20 3 4 27 40 77 FORTINO L ITA 1 11 17 19 77 93 *
Penalty	19:26	21:26	ITA	2 min.	18	STOCKER F		- Illegal Hit

#### 2nd Period

Action	Time	ET/Res	Team	Type	No.	Name	(G)	Name of Assistant(s) / Action Description
<b>Goal</b>	<b>22:48</b>	<b>1 : 2</b>	<b>JPN</b>	<b>EQ</b>	<b>15</b>	<b>UKITA R</b>	<b>(2)</b>	40 NORO R On Ice JPN 20 3 6 11 15 40 ITA 1 10 17 27 77 82
Penalty	37:33	39:33	ITA	2 min.	4	SALETTA C		- Tripping

#### 3rd Period

Action	Time	ET/Res	Team	Type	No.	Name	(G)	Name of Assistant(s) / Action Description
<b>Goal</b>	<b>40:37</b>	<b>1 : 3</b>	<b>ITA</b>	<b>EQ</b>	<b>19</b>	<b>DELLA ROVERE K</b>	<b>(2)</b>	On Ice JPN 20 3 4 11 14 15 ITA 1 8 11 18 19 93
Penalty	43:03	45:03	ITA	2 min.	8	CAUMO A		- Illegal Hit
Penalty	48:12	50:12	JPN	2 min.	19	ITO M		- Boarding
<b>Goal</b>	<b>51:01</b>	<b>2 : 3</b>	<b>JPN</b>	<b>EQ</b>	<b>11</b>	<b>SHIGA A</b>	<b>(1)</b>	6 SATO K On Ice JPN 20 3 6 11 14 15 3 SHIGA A ITA 1 8 11 17 55 93
Time-out	53:31		ITA					
Time-out	57:18		JPN					
GK	57:18		JPN					20 MASUHARA M - Goalkeeper out
GK	60:00		ITA					1 DURANTE G - Goalkeeper out

#### Goalkeeper Records

Team : JPN - Japan

No.	Name	SOG	SVS	MIP
20	MASUHARA Miyuu	23	20	57:18
31	KAWAGUCHI Riko			

Team : ITA - Italy

No.	Name	SOG	SVS	MIP
1	DURANTE Gabriella	29	27	60:00
25	FEDEL Martina			

#### Game Statistics

Team : JPN (White)										Shots on Goal					Time on Ice								
No.	Pos.	Name	G	A	P	PIM	FO+	FO-	FO+/-	FO%	1	2	3	OT	TS	+/-	1	2	3	OT	TOT	SHF	AVG
3	D	SHIGA Aoi	0	1	1	0	0	0	0	0.00	0	0	1	1	+1	6:32	9:32	10:45			26:49	30	0:53
6	D	SATO Kohane	0	1	1	2	0	0	0	0.00	1	1	0	2	+2	6:45	7:44	8:00			22:29	27	0:49
11	F	SHIGA Akane	1	0	1	0	0	0	0	0.00	0	5	3	8	+1	7:53	8:36	10:07			26:36	28	0:57
15	F	UKITA Rui	1	0	1	0	4	2	2	66.67	1	2	1	4	+1	7:31	9:03	10:08			26:42	27	0:59
40	F	NORO Rio	0	1	1	0	5	6	-1	45.45	0	0	0	0	+1	6:53	1:56	1:01			9:50	14	0:42
2	D	KOIKE Shiori +C	0	0	0	0	0	0	0	0.00	2	0	0	2	-1	6:22	5:52	5:25			17:39	24	0:44



MON 9 FEB 2026

Start Time 12:10  
End Time 14:32

Preliminary round - Group B, Game 13

Turno preliminare - Gruppo B, Partita 13 / Tour preliminaire - Groupe B, Match 13

Head Coach : IIZUKA Yuji											Shots on Goal				Time on Ice						
		G	A	P	PIM	FO+	FO-	FO+/-	FO%	1	2	3	OT	TS	+/-	1	2	3	OT	TOT	SHF
8 D	HOSOYAMADA Akane +A	0	0	0	0	0	0	0	0.00	0	1	0	1	-1	6:52	8:41	5:37		21:10	27	0:47
13 F	WAJIMA Yumeka	0	0	0	0	0	0	0	0.00	1	2	0	3	-1	5:45	8:06	8:31		22:22	25	0:53
18 F	MAEDA Suzuka	0	0	0	0	4	7	-3	36.36	0	0	0	0	-1	6:04	6:20	6:35		18:59	23	0:49
41 F	NORO Riri	0	0	0	0	0	0	0	0.00	0	1	0	1	-1	4:16	4:37	3:23		12:16	18	0:40
4 D	HITOSATO Ayaka +A	0	0	0	0	0	0	0	0.00	1	0	0	1	-1	6:12	5:39	4:25		16:16	23	0:42
7 D	SEKI Kanami	0	0	0	0	0	0	0	0.00	0	0	0	0	0	6:44	2:30	3:24		12:38	16	0:47
14 F	TOKO Haruka	0	0	0	0	11	5	6	68.75	1	2	1	4	0	6:28	8:59	7:46		23:13	25	0:55
19 F	ITO Makoto	0	0	0	2	2	4	-2	33.33	1	0	0	1	0	5:45	1:21	2:09		9:15	16	0:34
24 F	MIURA Mei	0	0	0	0	0	0	0	0.00	0	1	0	1	0	6:08	7:04	9:14		22:26	25	0:53
5 D	YAMASHITA Shiori	0	0	0	0	0	0	0	0.00	0	0	0	0	0	0:00	0:00	0:00		0:00	0	0:00
9 D	AKIMOTO Nana	0	0	0	0	0	0	0	0.00	0	0	0	0	0	0:33	0:00	0:00		0:33	1	0:33
17 F	TADA Ai	0	0	0	0	0	0	0	0.00	0	0	0	0	0	0:44	0:00	0:00		0:44	1	0:44
27 F	KOYAMA Remi	0	0	0	0	0	0	0	0.00	0	0	0	0	0	1:37	4:00	4:10		9:47	13	0:45
91 F	ODAIRA Umeka	0	0	0	0	0	0	0	0.00	0	0	0	0	0	0:39	0:00	0:00		0:39	1	0:39
20 GK	MASUHARA Miyuu	0	0	0	0					0	0	0	0								
31 GK	KAWAGUCHI Riko	0	0	0	0					0	0	0	0								
<b>Total</b>		<b>2</b>	<b>3</b>	<b>5</b>	<b>4</b>	<b>26</b>	<b>24</b>	<b>2</b>	<b>52.00</b>	<b>8</b>	<b>15</b>	<b>6</b>	<b>29</b>								

Team : ITA (Blue)

Head Coach : BOUCHARD Eric											Shots on Goal				Time on Ice						
		G	A	P	PIM	FO+	FO-	FO+/-	FO%	1	2	3	OT	TS	+/-	1	2	3	OT	TOT	SHF
8 F	CAUMO Anna	0	0	0	2	0	0	0	0.00	1	1	0	2	0	7:40	6:04	8:47		22:31	31	0:43
11 F	REYES Justine	0	0	0	0	0	0	0	0.00	0	0	4	4	0	7:34	5:29	9:34		22:37	31	0:43
18 D	STOCKER Franziska	0	0	0	2	0	0	0	0.00	1	0	1	2	+1	10:06	7:40	6:25		24:11	33	0:43
19 F	DELLA ROVERE Kristin	1	0	1	0	11	11	0	50.00	0	1	2	3	+1	7:52	7:56	10:59		26:47	32	0:50
93 D	MATTIVI Nadia +C	0	1	1	0	0	0	0	0.00	1	0	0	1	0	10:42	11:08	6:52		28:42	39	0:44
10 F	ABATANGELO Aurora	0	0	0	0	0	0	0	0.00	1	0	0	1	0	6:54	3:52	6:48		17:34	31	0:34
13 D	LOBIS Laura	0	1	1	0	0	0	0	0.00	0	0	0	0	+1	4:19	7:28	7:52		19:39	29	0:40
17 F	FANTIN Matilde	2	0	2	0	3	9	-6	25.00	2	1	2	5	-1	7:32	4:16	8:22		20:10	30	0:40
77 D	FORTINO Laura +A	0	1	1	0	0	0	0	0.00	1	1	0	2	0	7:46	10:26	12:10		30:22	36	0:50
82 F	TUTINO Kayla +A	0	1	1	0	10	3	7	76.92	1	0	0	1	0	6:57	5:36	9:04		21:37	31	0:41
2 D	VARANO Amie	0	0	0	0	0	0	0	0.00	0	0	0	0	0	2:57	1:36	1:21		5:54	9	0:39
3 F	HEIDENBERGER Manuela	0	0	0	0	0	0	0	0.00	1	0	0	1	0	1:50	4:30	2:05		8:25	14	0:36
12 F	ROCCELLA Rebecca	0	0	0	0	0	0	0	0.00	1	0	0	1	0	1:52	4:57	0:00		6:49	10	0:40
15 F	NICCOLAI Greta	0	0	0	0	0	3	-3	0.00	0	0	0	0	0	2:05	4:53	1:17		8:15	14	0:35
27 D	GUERRIERO Kristen	0	0	0	0	0	0	0	0.00	0	0	0	0	-1	2:47	0:59	2:43		6:29	11	0:35
4 F	SALETTA Carola	0	0	0	2	0	0	0	0.00	0	0	0	0	0	2:44	2:58	0:00		5:42	7	0:48
21 F	MAZZOCCHI Marta	0	0	0	0	0	0	0	0.00	0	0	0	0	0	0:55	2:23	0:00		3:18	5	0:39
22 F	KANEPPELE Sara	0	0	0	0	0	0	0	0.00	0	0	0	0	0	3:17	2:18	0:58		6:33	8	0:49
55 D	PIERRI Jacquie	0	0	0	0	0	0	0	0.00	0	0	0	0	-1	1:23	1:06	2:43		5:12	13	0:24
14 F	BONAFINI Eleonora	0	0	0	0	0	0	0	0.00	0	0	0	0	0	2:15	0:52	0:00		3:07	2	1:33
1 GK	DURANTE Gabriella	0	0	0	0					0	0	0	0								
25 GK	FEDEL Martina	0	0	0	0					0	0	0	0								
<b>Total</b>		<b>3</b>	<b>4</b>	<b>7</b>	<b>6</b>	<b>24</b>	<b>26</b>	<b>-2</b>	<b>48.00</b>	<b>10</b>	<b>4</b>	<b>9</b>	<b>23</b>								

Group B

R	Team	GP	W	OTW	OTL	L	GDF	GF : GA	PTS
1	SWE	3	3	0	0	0	+12	14 : 2	9
2	ITA	3	2	0	0	1	-1	8 : 9	6
3	GER	2	1	0	0	1	0	6 : 6	3
4	JPN	3	1	0	0	2	-3	7 : 10	3
5	FRA	3	0	0	0	3	-8	3 : 11	0

	FRA	GER	ITA	JPN	SWE
FRA		MON 09 FEB 16:40	1:4	2:3	0:4
GER	MON 09 FEB 16:40		TUE 10 FEB 16:40	5:2	1:4
ITA	4:1	TUE 10 FEB 16:40		3:2	1:6
JPN	3:2	2:5	2:3		TUE 10 FEB 12:10
SWE	4:0	4:1	6:1	TUE 10 FEB 12:10	



Legend:		
<b>(G)</b> Goals in tournament	*	Does not count for Plus/minus
<b>+C</b> Captain	<b>A</b>	Assists
<b>EQ</b> Equal strength	<b>ET/Res</b>	Penalty end time/Result of game
<b>FO+</b> Face-offs won	<b>FO-</b>	Face-offs lost
<b>GA</b> Goals against	<b>GDF</b>	Goal difference
<b>GP</b> Games played	<b>L</b>	Losses
<b>OT</b> Overtime	<b>OTL</b>	Overtime losses
<b>PIM</b> Penalties in minutes	<b>Pos.</b>	Position
<b>PTS</b> Points	<b>R</b>	Rank
<b>SOG</b> Shots on goal	<b>SVS</b>	Saves
<b>TS</b> Total shots	<b>W</b>	Wins
	<b>+/-</b>	Plus/minus net
	<b>AVG</b>	Average time on ice / shift
	<b>F</b>	Forward
	<b>FO+/-</b>	Face-offs net
	<b>GF</b>	Goals for
	<b>MIP</b>	Minutes in play (GK)
	<b>OTW</b>	Overtime wins
	<b>PP1</b>	Power play - 1 player
	<b>SHF</b>	Number of shifts
	<b>TOT</b>	Total
	<b>+A</b>	Alternate Captain
	<b>D</b>	Defender
	<b>FO%</b>	% Face-offs won
	<b>G</b>	Goals
	<b>GK</b>	Goalkeeper
	<b>No.</b>	Jersey number
	<b>P</b>	Points
	<b>PPG</b>	Power play goals
	<b>SHG</b>	Shorthanded goals
	<b>TPP</b>	Time on power play



Shot Chart

Tabella azioni di tiro / Analyse des tirs

JPN - ITA

Shots by JPN  
Goal (o): 0  
Block (<): 4  
Save (+): 8  
Miss (-): 6



GK 1 of ITA



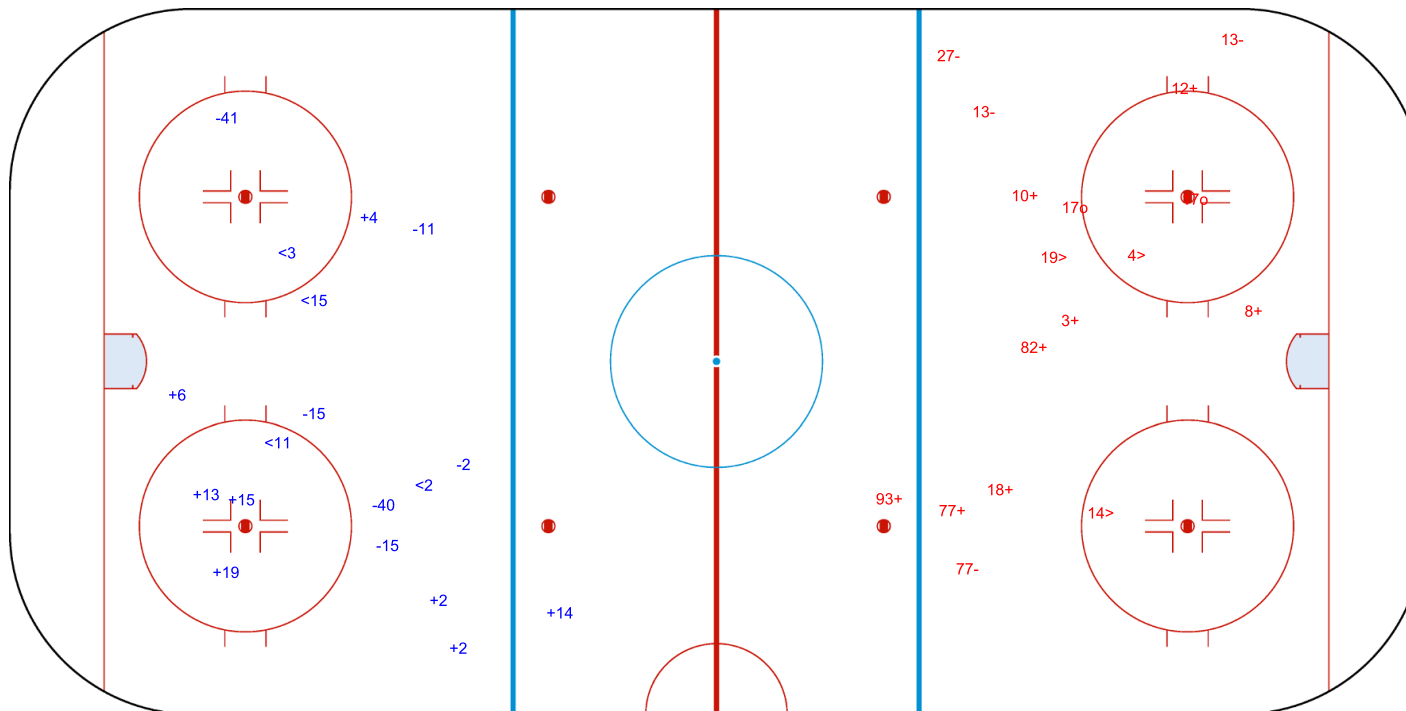
1st Period



Shots by ITA  
Goal (o): 2  
Block (>): 3  
Save (+): 8  
Miss (-): 4



GK 20 of JPN



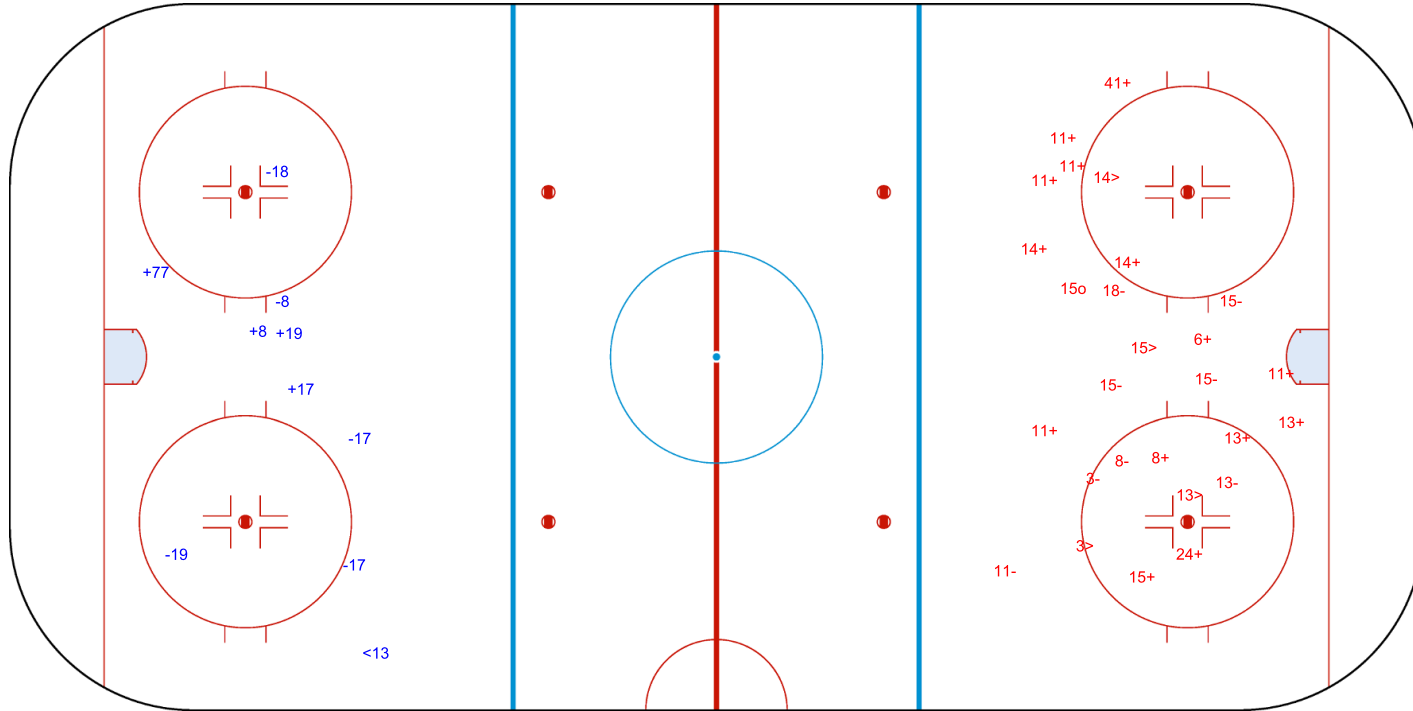


Shots by ITA  
Goal (o): 0  
Block (<): 1  
Save (+): 4  
Miss (-): 5




GK 20 of JPN

JPN → 2nd Period ← ITA




Shots by JPN  
Goal (o): 1  
Block (>): 4  
Save (+): 14  
Miss (-): 8



GK 1 of ITA

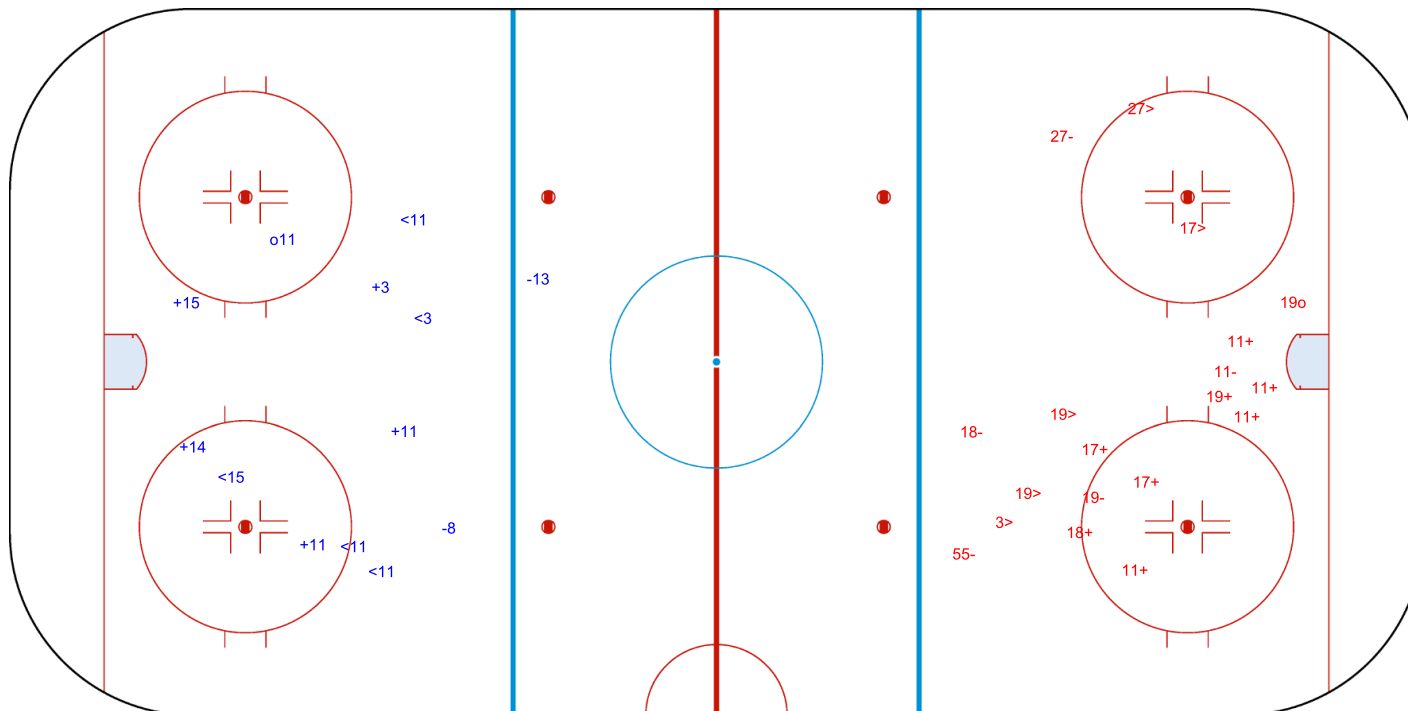


Shots by JPN  
Goal (o): 1  
Block (<): 5  
Save (+): 5  
Miss (-): 2




GK 1 of ITA

ITA → 3rd Period ← JPN



Shots by ITA  
Goal (o): 1  
Block (>): 5  
Save (+): 8  
Miss (-): 5



GK 20 of JPN

Legend: GK Goalkeeper



## Face-off Chart

Tabella ingaggi / Statistiques des mises en jeu

### JPN - ITA

#### 1st PERIOD

	JPN		ITA		JPN		ITA		Total wins all zones
	Def. zone	Att. zone	Neutral zone		Att. zone	Def. zone			
	- 18	+ 19	+ 40	- 19	- 18	+ 19			
	- 18	+ 19	- 40	+ 19	- 40	+ 17			
	- 19	+ 82	- 18	+ 82	- 19	+ 82			
	- 40	+ 17	- 19	+ 19	- 40	+ 82			
			+ 40	- 17	- 40	+ 82			
					- 15	+ 19			
Total wins / period	0 / 0%	4 / 100%	2 / 40%	3 / 60%	0 / 0%	6 / 100%	2 / 13%	13 / 87%	

#### 2nd PERIOD

	JPN		ITA		JPN		ITA		Total wins all zones
	Def. zone	Att. zone	Neutral zone		Att. zone	Def. zone			
	+ 14	- 19	+ 15	- 17	+ 40	- 82			
	- 19	+ 19	+ 18	- 15	- 40	+ 19			
	+ 40	- 19			- 14	+ 17			
	- 14	+ 82			+ 14	- 17			
	+ 14	- 19			+ 18	- 15			
	+ 18	- 15			+ 14	- 19			
					+ 15	- 17			
					+ 14	- 19			
					+ 15	- 19			
Total wins / period	4 / 67%	2 / 33%	2 / 100%	0 / 0%	7 / 78%	2 / 22%	13 / 76%	4 / 24%	

#### 3rd PERIOD

	JPN		ITA		JPN		ITA		Total wins all zones
	Def. zone	Att. zone	Neutral zone		Att. zone	Def. zone			
	+ 19	- 19	+ 14	- 19	+ 15	- 17			
	+ 14	- 82	+ 18	- 17	- 14	+ 82			
	+ 40	- 17	+ 14	- 17	- 15	+ 82			
	- 18	+ 82	+ 14	- 19	- 18	+ 19			
	- 14	+ 19	+ 14	- 17	- 18	+ 19			
	+ 14	- 19			- 14	+ 82			
					+ 19	- 82			
Total wins / period	4 / 67%	2 / 33%	5 / 100%	0 / 0%	2 / 29%	5 / 71%	11 / 61%	7 / 39%	



TOTAL

Total wins / game	JPN	ITA	JPN	ITA	JPN	ITA	Total wins all zones	
	Def. zone	Att. zone	Neutral zone		Att. zone	Def. zone	JPN	ITA
	8 / 50%	8 / 50%	9 / 75%	3 / 25%	9 / 41%	13 / 59%	26 / 52%	24 / 48%

HEAD TO HEAD

	No.	ITA				Tot.	wins JPN	Dz	Nz	Az
		15	17	19	82					
JPN	14		3 - 1	7 - 1	1 - 3	16	11 69%	4 67%	4 100%	3 50%
	15		3 - 0	1 - 1	0 - 1	6	4 67%		1 100%	3 60%
	18	3 - 0	1 - 0	0 - 5	0 - 2	11	4 36%	1 25%	2 67%	1 25%
	19			1 - 2	1 - 2	6	2 33%	1 33%	0 0%	1 50%
	40		2 - 2	2 - 2	1 - 2	11	5 45%	2 67%	2 67%	1 20%
	Tot.	3	12	22	13	50	26 52%	8 50%	9 75%	9 41%
	wins ITA	0 0%	3 25%	11 50%	10 77%	24 48%				
	Dz	0 0%	2 40%	5 63%	6 75%	13 59%				
	Nz	0 0%	0 0%	2 40%	1 100%	3 25%				
	Az	0 0%	1 50%	4 44%	3 75%	8 50%				

Legend:

Att.	Attacking	Az	Attacking zone	Def.	Defending	Dz	Defending zone
No.	Jersey number	Nz	Neutral zone	Tot.	Total face-offs played		



## Line-Ups

Formazioni / Composition des equipes

### GER - FRA

#### Referees

62 DOYLE Melissa (USA), 18 SVOBODOVA Zuzana (CZE)

#### Linespersons

7 CLARKE Alexandra (CAN), 50 TODD Justine (CAN)

#### Goalkeepers

Team: GER

No.	Name
35	ABSTREITER Sandra
70	HEMMERLE Lisa

Team: FRA

No.	Name
31	PIANEL COURIAUT Violette
32	PHILBERT Alice

#### Team Line-ups

Team: GER (Yellow)

No.	Pos.	Name
8	D	HARK Ronja +A
20	D	GLEISSNER Daria +C
11	F	HADRASCHEK Nicola
17	F	NIX Emily
25	F	KLUGE Laura +A
14	D	STROBEL Carina
28	D	JOBST-SMITH Katarina
9	F	VOIGT Svenja
13	F	WELCKE Luisa
23	F	WELCKE Lilli
5	D	SCHAFFRATH Charlott
44	D	HOPPE Hanna
7	F	FELDMEIER Franziska
16	F	SCHIEFER Jule
34	F	HAIDER Celina
26	D	SCHMITZ Tara
29	F	CHRISTOF Nina
41	F	HEINE Mathilda
71	F	BARTSCH Anne

Team: FRA (Blue)

No.	Pos.	Name
10	D	LECLERC Sophie
11	D	VILLIOT Lea
6	F	HUOT-MARCHAND Margot
12	F	DUVIN Estelle +A
16	F	ROZIER Clara +A
7	D	QUARTO Lucie
91	D	ZILLIOX Elina
8	F	BARBIRATI Jade
17	F	AURARD-BUSHEE Chloe
22	F	le SCODAN Manon
5	D	de SERRES Gabrielle
13	D	PELISSOU Marie-Pierre
19	F	BAUDRIT Lore +C
44	F	PEYNE--DINGIVAL Anais
85	F	BOUDIN Clemence
29	D	BERGER Lea
21	F	MESPLEDE Julia
24	F	NONNENMACHER Emma
55	F	GALBRUN Sehana
18	F	SIMON Anae

Head Coach: MACLEOD Jeff

Head Coach: TARLE Gregory

#### NOT DRESSED:

10 F HACKELSMILLER Katharina  
75 GK SCHULTES Chiara

#### NOT DRESSED:

1 GK MAMERI Margaux

Legend:					
+A	Alternate Captain	+C	Captain	D	Defender
No.	Jersey number	Pos.	Position	F	Forward



## Graphical Line-ups

Schema grafico formazioni / Alignments

### GER - FRA

#### Referees

62 DOYLE Melissa (USA), 18 SVOBODOVA Zuzana (CZE)

#### Linespersons

7 CLARKE Alexandra (CAN), 50 TODD Justine (CAN)

Team: GER - Germany (Yellow)

Head Coach: MACLEOD Jeff

S1 35 ABSTREITER Sandra		
70 HEMMERLE Lisa		
S4 11 HADRASCHEK Nicola	S6 25 KLUGE Laura +A	S5 17 NIX Emily
S3 20 GLEISSNER Daria +C	S2 8 HARK Ronja +A	
9 VOIGT Svenja	23 WELCKE Lilli	13 WELCKE Luisa
14 STROBEL Carina		28 JOBST-SMITH Katarina
16 SCHIEFER Jule	7 FELDMEIERS Franziska	34 HAIDER Celina
5 SCHAFFRATH Charlott		44 HOPPE Hanna
41 HEINE Mathilda	71 BARTSCH Anne	29 CHRISTOF Nina
26 SCHMITZ Tara		

Team: FRA - France (Blue)

Head Coach: TARLE Gregory

S1 32 PHILBERT Alice		
31 PIANEL COURIAUT Violette		
S4 6 HUOT-MARCHAND Margot	12 DUVIN Estelle +A	16 ROZIER Clara +A
11 VILLIOT Lea		10 LECLERC Sophie
22 le SCODAN Manon	8 BARBIRATI Jade	S5 17 AURARD-BUSHEE Chloé
91 ZILLIOX Elina		7 QUARTO Lucie
44 PEYNE--DINGIVAL Anais	S6 19 BAUDRIT Lore +C	85 BOUDIN Clemence
S2 5 de SERRES Gabrielle	S3 13 PELISSOU Marie-Pierre	
55 GALBRUN Sehana	21 MESPLEDE Julia	24 NONNENMACHER Emma
		29 BERGER Lea
18 SIMON Anae		

#### Legend:

+A Alternate Captain      +C Captain      Sn Starting position



## Game Summary

Tabella riassuntiva partita / Resume du match

**GER - FRA 2 - 1 (1 - 0, 0 - 0, 0 - 1, 1 - 0)**

Spectators	Referees	Linespersons
3632	62 DOYLE Melissa (USA) , 18 SVOBODOVA Zuzana (CZE)	7 CLARKE Alexandra (CAN) , 50 TODD Justine (CAN)

### Team Statistics

Period	Score	SVS	SOG	PIM	TPP	PPG	SHG
1	1 : 0	2 : 11	12 : 2	2 : 8	5:26 : 0:46	1 : 0	0 : 0
2	0 : 0	5 : 18	18 : 5	2 : 0	0:00 : 2:00	0 : 0	0 : 0
3	0 : 1	6 : 16	16 : 7	2 : 2	2:00 : 2:00	0 : 0	0 : 0
OT	1 : 0	0 : 0	1 : 0	0 : 0	0:00 : 0:00	0 : 0	0 : 0
<b>Total</b>	<b>2 : 1</b>	<b>13 : 45</b>	<b>47 : 14</b>	<b>6 : 10</b>	<b>7:26 : 4:46</b>	<b>1 : 0</b>	<b>0 : 0</b>

### 1st Period

Action	Time	ET/Res	Team	Type	No.	Name	(G) Name of Assistant(s) / Action Description
GK	00:00		GER		35	ABSTREITER S	- Goalkeeper in
GK	00:00		FRA		32	PHILBERT A	- Goalkeeper in
Penalty	04:04	06:04	GER	2 min.	8	HARK R	- Tripping
Penalty	04:50	06:50	FRA	2 min.	16	ROZIER C	- Hooking
Penalty	10:30	12:30	FRA	2 min.	11	VILLIOT L	- Illegal Hit
Penalty	12:36	14:36	FRA	2 min.	17	AURARD-BUSHEE C	- Illegal Hit
Penalty	18:45	19:25	FRA	2 min.	16	ROZIER C	- Tripping
<b>Goal</b>	<b>19:25</b>	<b>1 : 0</b>	<b>GER</b>	<b>PP1</b>	<b>25</b>	<b>KLUGE L</b>	(2) 20 GLEISSNER D On Ice GER 35 7 11 17 20 25 11 HADRASCHEK N FRA 32 7 10 12 17 *

### 2nd Period

Action	Time	ET/Res	Team	Type	No.	Name	(G) Name of Assistant(s) / Action Description
Penalty	25:26	27:26	GER	2 min.	14	STROBEL C	- Tripping

### 3rd Period

Action	Time	ET/Res	Team	Type	No.	Name	(G) Name of Assistant(s) / Action Description
Penalty	44:59	46:59	GER	2 min.	34	HAIDER C	- Elbowing
<b>Goal</b>	<b>48:21</b>	<b>1 : 1</b>	<b>FRA</b>	<b>EQ</b>	<b>12</b>	<b>DUVIN E</b>	(1) 22 le SCODAN M On Ice GER 35 8 9 13 20 23 FRA 32 10 11 12 16 22
Penalty	53:19	55:19	FRA	2 min.	-	Team penalty	- Delaying the Game / Served by: 85 BOUDIN C

### Overtime

Action	Time	ET/Res	Team	Type	No.	Name	(G) Name of Assistant(s) / Action Description
<b>Goal</b>	<b>61:07</b>	<b>2 : 1</b>	<b>GER</b>	<b>EQ</b>	<b>28</b>	<b>JOBST-SMITH K</b>	(2) 23 WELCKE L On Ice GER 35 13 23 28 13 WELCKE L FRA 32 5 16 21
GK	61:07		GER				35 ABSTREITER S - Goalkeeper out
GK	61:07		FRA				32 PHILBERT A - Goalkeeper out

### Goalkeeper Records

Team : GER - Germany

No.	Name	SOG	SVS	MIP
35	ABSTREITER Sandra	14	13	61:07
70	HEMMERLE Lisa			

Team : FRA - France

No.	Name	SOG	SVS	MIP
32	PHILBERT Alice	47	45	61:07
31	PIANEL COURIAUT Violette			

### Game Statistics

Team : GER (Yellow)										Shots on Goal					Time on Ice								
No.	Pos.	Name	G	A	P	PIM	FO+	FO-	FO+/-	FO%	1	2	3	OT	TS	+/-	1	2	3	OT	TOT	SHF	AVG
8	D	HARK Ronja +A	0	0	0	2	0	1	-1	0.00	2	0	0	0	2	-1	5:12	7:03	8:00	0:36	20:51	37	0:33
11	F	HADRASCHEK Nicola	0	1	1	0	4	13	-9	23.53	0	1	1	0	2	0	7:48	5:52	7:40	0:00	21:20	29	0:44
17	F	NIX Emily	0	0	0	0	0	0	0	0.00	2	2	3	0	7	0	6:24	4:35	6:36	0:33	18:08	26	0:41
20	D	GLEISSNER Daria +C	0	1	1	0	0	0	0	0.00	1	0	2	0	3	-1	8:27	7:06	8:00	0:00	23:33	34	0:41
25	F	KLUGE Laura +A	1	0	1	0	0	2	-2	0.00	2	0	2	0	4	0	7:06	5:12	7:21	0:43	20:22	33	0:37



Head Coach : MACLEOD Jeff										Shots on Goal					Time on Ice								
No.	Pos.	Name	G	A	P	PIM	FO+	FO-	FO+/-	FO%	1	2	3	OT	TS	+/-	1	2	3	OT	TOT	SHF	AVG
9	F	VOIGT Svenja	0	0	0	0	0	0	0	0.00	0	2	1	0	3	-1	5:19	5:54	6:21	0:00	17:34	23	0:45
13	F	WELCKE Luisa	0	1	1	0	0	0	0	0.00	2	3	4	0	9	0	6:23	5:35	6:57	0:29	19:24	28	0:41
14	D	STROBEL Carina	0	0	0	2	0	0	0	0.00	0	0	1	0	1	0	7:32	7:38	9:21	0:00	24:31	32	0:45
23	F	WELCKE Lilli	0	1	1	0	14	8	6	63.64	0	1	0	0	1	0	6:50	5:31	7:07	0:29	19:57	28	0:42
28	D	JOBST-SMITH Katarina	1	0	1	0	0	0	0	0.00	0	5	2	1	8	+1	7:26	9:29	8:17	0:31	25:43	33	0:46
5	D	SCHAFFRATH Charlott	0	0	0	0	0	0	0	0.00	1	1	0	0	2	0	5:18	4:35	3:14	0:00	13:07	21	0:37
7	F	FELDMIEIER Franziska	0	0	0	0	6	3	3	66.67	1	1	0	0	2	0	5:56	7:24	6:30	0:00	19:50	25	0:47
16	F	SCHIEFER Jule	0	0	0	0	0	0	0	0.00	1	1	0	0	2	0	4:37	5:28	2:38	0:00	12:43	17	0:44
34	F	HAIDER Celina	0	0	0	2	2	0	2	100.00	0	0	0	0	0	0	4:09	6:10	4:44	0:00	15:03	20	0:45
44	D	HOPPE Hanna	0	0	0	0	0	0	0	0.00	0	0	0	0	0	0	3:52	4:15	2:24	0:00	10:31	18	0:35
26	D	SCHMITZ Tara	0	0	0	0	0	0	0	0.00	0	0	0	0	0	0	0:00	0:00	0:00	0:00	0:00	0	0:00
29	F	CHRISTOF Nina	0	0	0	0	0	0	0	0.00	0	1	0	0	1	0	1:33	2:17	0:57	0:00	4:47	7	0:41
41	F	HEINE Mathilda	0	0	0	0	0	1	-1	0.00	0	0	0	0	0	0	1:40	1:16	0:00	0:00	2:56	6	0:29
71	F	BARTSCH Anne	0	0	0	0	4	4	0	50.00	0	0	0	0	0	0	2:27	2:36	1:53	0:00	6:56	12	0:34
35	GK	ABSTREITER Sandra	0	0	0	0					0	0	0	0	0								
70	GK	HEMMERLE Lisa	0	0	0	0					0	0	0	0	0								
<b>Total</b>			<b>2</b>	<b>4</b>	<b>6</b>	<b>6</b>	<b>30</b>	<b>32</b>	<b>-2</b>	<b>48.39</b>	<b>12</b>	<b>18</b>	<b>16</b>	<b>1</b>	<b>47</b>								

Team : FRA (Blue)

Head Coach : TARLE Gregory										Shots on Goal					Time on Ice								
No.	Pos.	Name	G	A	P	PIM	FO+	FO-	FO+/-	FO%	1	2	3	OT	TS	+/-	1	2	3	OT	TOT	SHF	AVG
6	F	HUOT-MARCHAND Margot	0	0	0	0	0	0	0	0.00	0	0	0	0	0	0	6:42	7:53	4:16	0:00	18:51	26	0:43
10	D	LECLERC Sophie	0	0	0	0	0	0	0	0.00	0	1	1	0	2	+1	6:56	5:40	6:20	0:00	18:56	25	0:45
11	D	VILLIOT Lea	0	0	0	2	0	0	0	0.00	0	1	0	0	1	+1	4:09	5:40	3:04	0:00	12:53	17	0:45
12	F	DUVIN Estelle +A	1	0	1	0	10	11	-1	47.62	1	0	2	0	3	+1	8:10	7:42	10:04	0:40	26:36	32	0:49
16	F	ROZIER Clara +A	0	0	0	4	0	0	0	0.00	0	0	0	0	0	0	6:07	8:20	9:24	1:07	24:58	29	0:51
7	D	QUARTO Lucie	0	0	0	0	0	0	0	0.00	0	0	0	0	0	0	5:25	6:22	7:24	0:00	19:11	23	0:50
8	F	BARBIRATI Jade	0	0	0	0	6	6	0	50.00	0	1	0	0	1	0	4:23	6:27	2:21	0:00	13:11	21	0:37
17	F	AURARD-BUSHEE Chloe	0	0	0	2	0	0	0	0.00	0	1	1	0	2	0	7:28	6:09	7:37	0:35	21:49	30	0:43
22	F	le SCODAN Manon	0	1	1	0	0	0	0	0.00	0	0	1	0	1	+1	4:47	7:20	8:16	0:00	20:23	23	0:53
91	D	ZILLIOX Elina	0	0	0	0	0	0	0	0.00	0	1	0	0	1	0	4:19	6:58	4:55	0:00	16:12	17	0:57
5	D	de SERRES Gabrielle	0	0	0	0	0	0	0	0.00	0	0	1	0	1	-1	9:53	7:19	9:08	0:32	26:52	28	0:57
13	D	PELISSOU Marie-Pierre	0	0	0	0	0	0	0	0.00	0	0	0	0	0	0	8:33	6:16	6:53	0:00	21:42	26	0:50
19	F	BAUDRIT Lore +C	0	0	0	0	14	13	1	51.85	0	0	1	0	1	0	8:09	6:53	7:01	0:00	22:03	29	0:45
44	F	PEYNE--DINGIVAL Anais	0	0	0	0	0	0	0	0.00	0	0	0	0	0	0	2:21	1:58	2:40	0:00	6:59	8	0:52
85	F	BOUDIN Clemence	0	0	0	0	0	0	0	0.00	0	0	0	0	0	0	2:47	2:49	4:04	0:00	9:40	13	0:44
21	F	MESPLEDE Julia	0	0	0	0	2	0	2	100.00	1	0	0	0	1	-1	2:58	6:14	4:39	0:27	14:18	16	0:53
24	F	NONNENMACHER Emma	0	0	0	0	0	0	0	0.00	0	0	0	0	0	0	0:00	0:00	0:00	0:00	0:00	0	0:00
29	D	BERGER Lea	0	0	0	0	0	0	0	0.00	0	0	0	0	0	0	0:00	0:00	0:00	0:00	0:00	0	0:00
55	F	GALBRUN Sehana	0	0	0	0	0	0	0	0.00	0	0	0	0	0	0	0:00	0:00	0:00	0:00	0:00	0	0:00
18	F	SIMON Anae	0	0	0	0	0	0	0	0.00	0	0	0	0	0	0	0:00	0:00	0:00	0:00	0:00	0	0:00
31	GK	PIANEL COURIAUT Violette	0	0	0	0					0	0	0	0	0								
32	GK	PHILBERT Alice	0	0	0	0					0	0	0	0	0								
<b>Total</b>			<b>1</b>	<b>1</b>	<b>2</b>	<b>8</b>	<b>32</b>	<b>30</b>	<b>2</b>	<b>51.61</b>	<b>2</b>	<b>5</b>	<b>7</b>	<b>0</b>	<b>14</b>								

Group B

R	Team	GP	W	OTW	OTL	L	GDF	GF : GA	PTS
1	SWE	3	3	0	0	0	+12	14 : 2	9
2	ITA	3	2	0	0	1	-1	8 : 9	6
3	GER	3	1	1	0	1	+1	8 : 7	5
4	JPN	3	1	0	0	2	-3	7 : 10	3
5	FRA	4	0	0	1	3	-9	4 : 13	1

	FRA	GER	ITA	JPN	SWE
FRA		1:2	1:4	2:3	0:4
GER	2:1		TUE 10 FEB 16:40	5:2	1:4
ITA	4:1	TUE 10 FEB 16:40		3:2	1:6
JPN	3:2	2:5	2:3		TUE 10 FEB 12:10
SWE	4:0	4:1	6:1	TUE 10 FEB 12:10	



Legend:		
<b>(G)</b> Goals in tournament	*	Does not count for Plus/minus
<b>+C</b> Captain	<b>A</b>	Assists
<b>EQ</b> Equal strength	<b>ET/Res</b>	Penalty end time/Result of game
<b>FO+</b> Face-offs won	<b>FO-</b>	Face-offs lost
<b>GA</b> Goals against	<b>GDF</b>	Goal difference
<b>GP</b> Games played	<b>L</b>	Losses
<b>OT</b> Overtime	<b>OTL</b>	Overtime losses
<b>PIM</b> Penalties in minutes	<b>Pos.</b>	Position
<b>PTS</b> Points	<b>R</b>	Rank
<b>SOG</b> Shots on goal	<b>SVS</b>	Saves
<b>TS</b> Total shots	<b>W</b>	Wins
<b>+/-</b>		Plus/minus net
<b>AVG</b>		Average time on ice / shift
<b>F</b>		Forward
<b>FO+/-</b>		Face-offs net
<b>GF</b>		Goals for
<b>MIP</b>		Minutes in play (GK)
<b>OTW</b>		Overtime wins
<b>PP1</b>		Power play - 1 player
<b>SHF</b>		Number of shifts
<b>TOT</b>		Total
<b>+A</b>		Alternate Captain
<b>D</b>		Defender
<b>FO%</b>		% Face-offs won
<b>G</b>		Goals
<b>GK</b>		Goalkeeper
<b>No.</b>		Jersey number
<b>P</b>		Points
<b>PPG</b>		Power play goals
<b>SHG</b>		Shorthanded goals
<b>TPP</b>		Time on power play




Shot Chart

Tabella azioni di tiro / Analyse des tirs

GER - FRA

Shots by GER  
Goal (o): 1  
Block (<): 7  
Save (+): 11  
Miss (-): 5



GK 32 of FRA



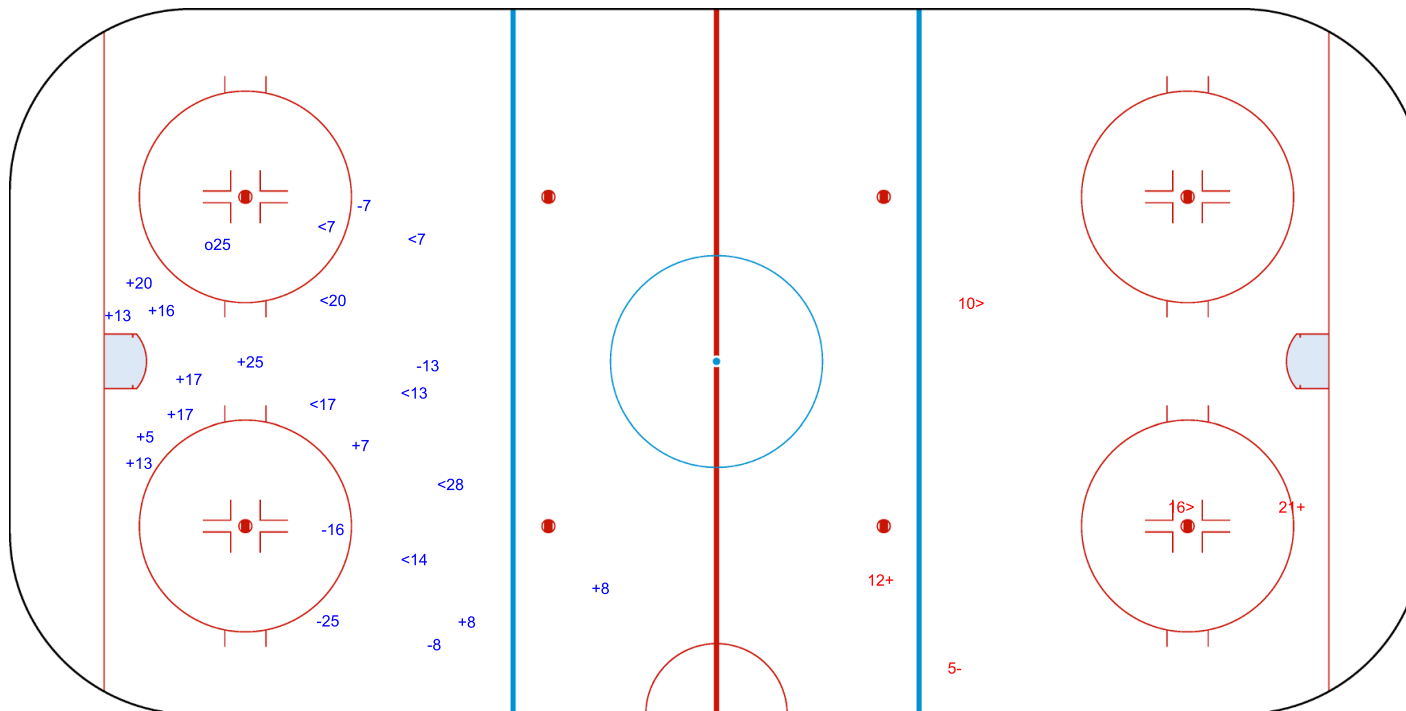
1st Period



Shots by FRA  
Goal (o): 0  
Block (>): 2  
Save (+): 2  
Miss (-): 1



GK 35 of GER





Shots by FRA

Goal (o): 0      Save (+): 5  
Block (<): 3      Miss (-): 2



GK 35 of GER



2nd Period

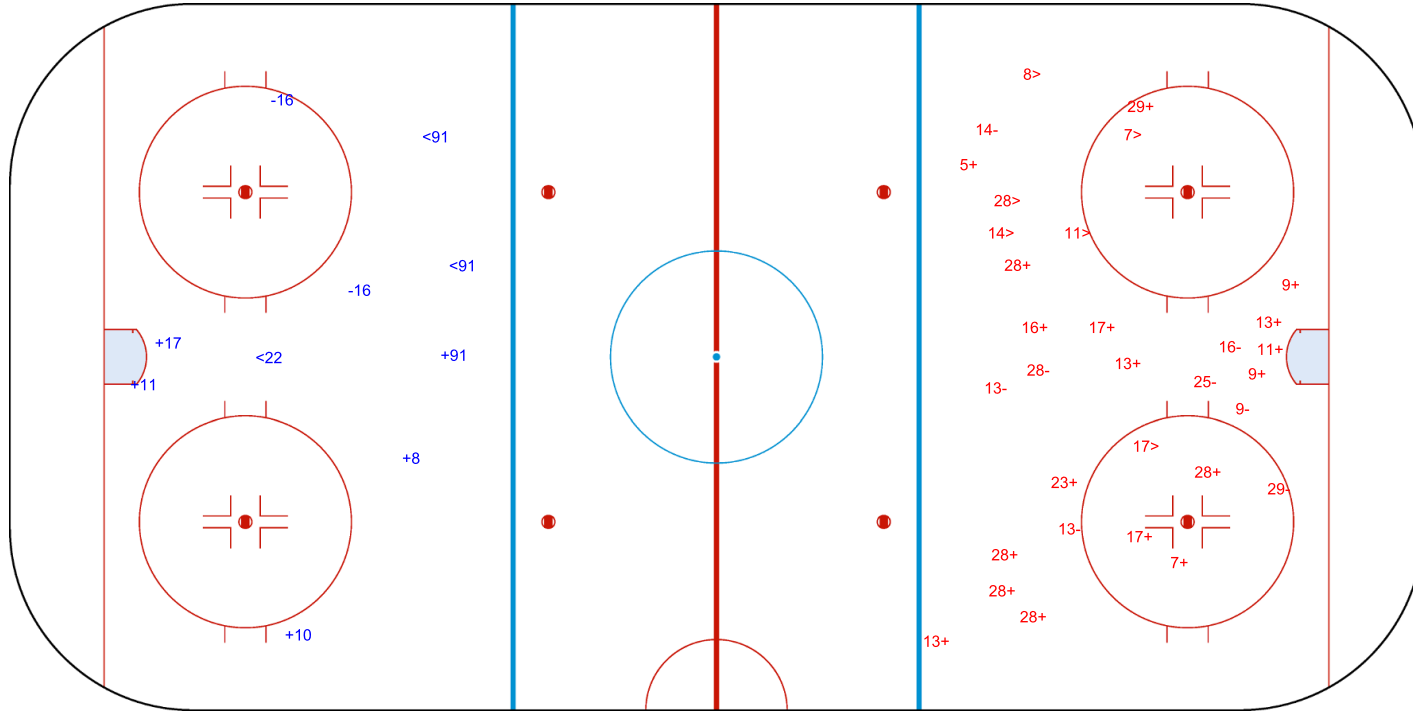


Shots by GER

Goal (o): 0      Save (+): 18  
Block (>): 6      Miss (-): 8



GK 32 of FRA



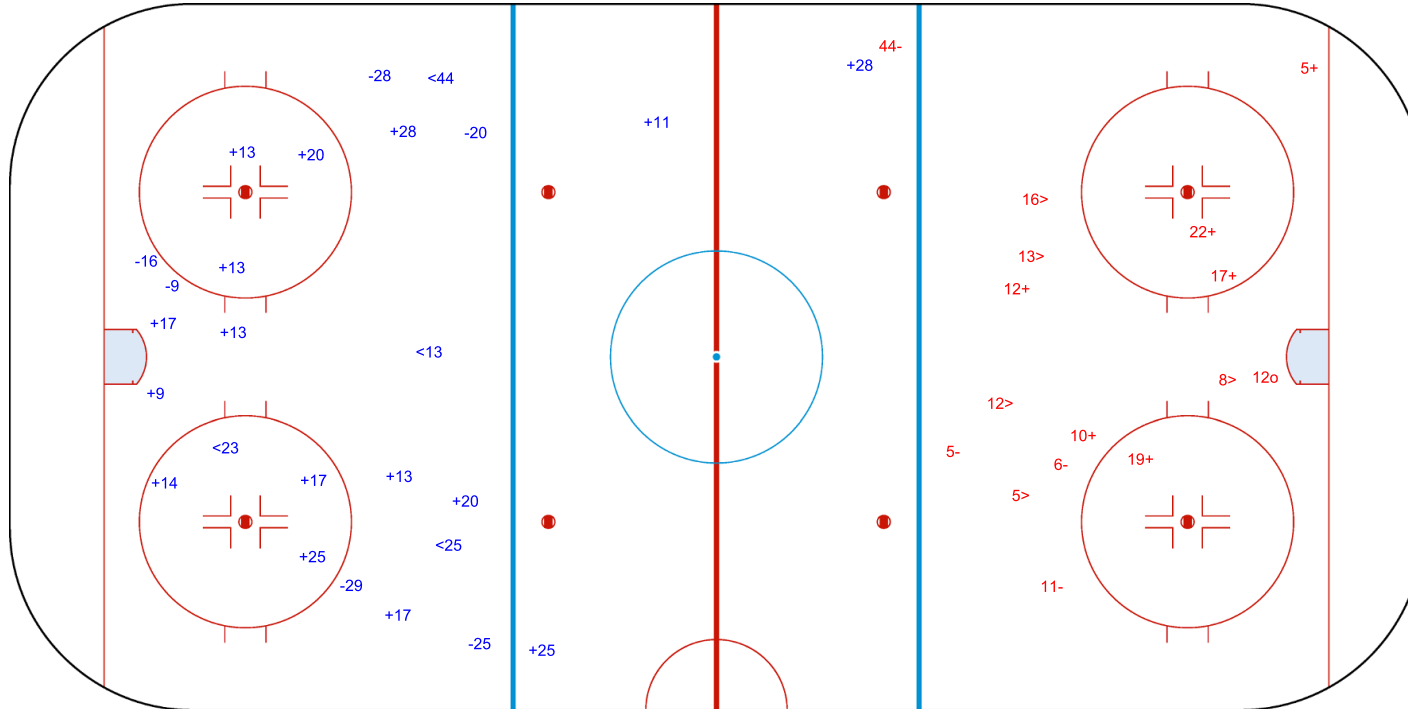


Shots by GER  
Goal (o): 0  
Block (<): 4  
Save (+): 16  
Miss (-): 6



GK 32 of FRA

FRA → 3rd Period ← GER



Shots by FRA  
Goal (o): 1  
Block (>): 5  
Save (+): 6  
Miss (-): 4



o12

GK 35 of GER



Milano Rho Ice Hockey

MON 9 FEB 2026  
Start Time 16:40

Ice Hockey  
Hockey su ghiaccio / Hockey sur glace

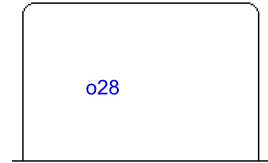
Women  
Donne / Femmes

Preliminary round - Group B, Game 14

Turno preliminare - Gruppo B, Partita 14 / Tour preliminaire - Groupe B, Match 14

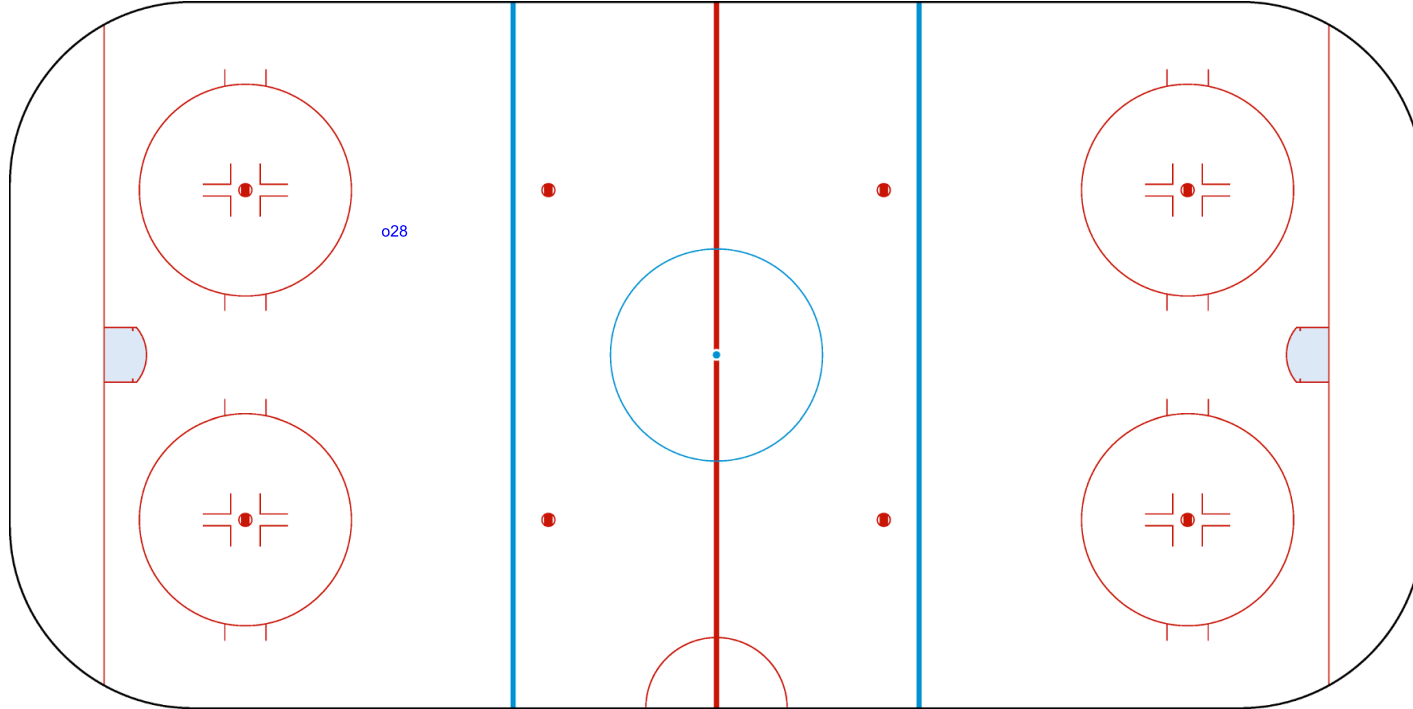


Shots by GER  
Goal (o): 1  
Block (<): 0  
Save (+): 0  
Miss (-): 0



GK 32 of FRA

FRA Overtime GER



Shots by FRA  
Goal (o): 0  
Block (>): 0  
Save (+): 0  
Miss (-): 0



GK 35 of GER

Legend: GK Goalkeeper



## Face-off Chart

Tabella ingaggi / Statistiques des mises en jeu

### GER - FRA

#### 1st PERIOD

	GER		FRA		GER		FRA		
	Def. zone	Att. zone	Neutral zone	Neutral zone	Att. zone	Def. zone	Def. zone	Att. zone	
	- 23	+ 19	- 11	+ 19	- 7	+ 8			
	- 11	+ 8	+ 23	- 19	+ 71	- 19			
	- 23	+ 19	+ 23	- 19	+ 11	- 12			
			- 7	+ 19	+ 7	- 12			
			+ 23	- 8	- 25	+ 12			
					- 41	+ 8			
					- 71	+ 8			
					+ 23	- 19			
					- 11	+ 19			
					+ 23	- 12			
					- 71	+ 19			
					+ 23	- 19			
Total wins / period	0 / 0%	3 / 100%	3 / 60%	2 / 40%	6 / 50%	6 / 50%	Total wins all zones		
							GER	FRA	
							9 / 45%	11 / 55%	

#### 2nd PERIOD

	GER		FRA		GER		FRA		
	Def. zone	Att. zone	Neutral zone	Neutral zone	Att. zone	Def. zone	Def. zone	Att. zone	
	+ 7	- 8	- 11	+ 19	+ 23	- 12			
	+ 7	- 19	+ 71	- 8	+ 7	- 8			
	- 11	+ 12	+ 23	- 12	- 7	+ 12			
	- 11	+ 19			- 23	+ 12			
	- 71	+ 8			+ 34	- 19			
	- 11	+ 19			+ 34	- 19			
	+ 7	- 12			- 23	+ 12			
					- 71	+ 8			
					+ 71	- 8			
					- 23	+ 19			
					+ 11	- 12			
					+ 71	- 8			
Total wins / period	3 / 43%	4 / 57%	2 / 67%	1 / 33%	7 / 58%	5 / 42%	Total wins all zones		
							GER	FRA	
							12 / 55%	10 / 45%	

#### 3rd PERIOD

	GER		FRA		GER		FRA		
	Def. zone	Att. zone	Neutral zone	Neutral zone	Att. zone	Def. zone	Def. zone	Att. zone	
	- 11	+ 19	+ 11	- 19	- 23	+ 12			
	- 11	+ 19	+ 23	- 12	- 25	+ 21			
	- 11	+ 12	+ 23	- 12	- 11	+ 19			
	+ 23	- 12	- 11	+ 21	- 23	+ 19			
	+ 7	- 19	+ 23	- 12	- 11	+ 12			
	+ 11	- 19			+ 23	- 19			
					- 23	+ 12			
					+ 23	- 19			
Total wins / period	3 / 50%	3 / 50%	4 / 80%	1 / 20%	2 / 25%	6 / 75%	Total wins all zones		
							GER	FRA	
							9 / 47%	10 / 53%	



OVERTIME

GER	FRA	GER	FRA	GER	FRA	Total wins all zones	
						GER	FRA
Def. zone	Att. zone	Neutral zone		Att. zone	Def. zone	0 / 0%	1 / 100%
		- 8	+ 12				
Total wins / period		0 / 0%	1 / 100%				

TOTAL

GER	FRA	GER	FRA	GER	FRA	Total wins all zones	
						GER	FRA
Def. zone	Att. zone	Neutral zone		Att. zone	Def. zone	30 / 48%	32 / 52%
		9 / 64%	5 / 36%	15 / 47%	17 / 53%		
Total wins / game		6 / 38%	10 / 62%				

HEAD TO HEAD

No.	FRA				Tot.	wins GER	Dz	Nz	Az
	8	12	19	21					
7	2 - 1	2 - 1	2 - 1		9	6 67%	4 100%	0 0%	2 50%
8		0 - 1			1	0 0%		0 0%	
11	0 - 1	2 - 3	2 - 8	0 - 1	17	4 24%	1 13%	1 25%	2 40%
23	1 - 0	7 - 4	6 - 4		22	14 64%	1 33%	7 100%	6 50%
25		0 - 1		0 - 1	2	0 0%			0 0%
34			2 - 0		2	2 100%			2 100%
41	0 - 1				1	0 0%			0 0%
71	3 - 3		1 - 1		8	4 50%	0 0%	1 100%	3 50%
<b>Tot.</b>	12	21	27	2	62	30 48%	6 38%	9 64%	15 47%
<b>wins FRA</b>	6 50%	10 48%	14 52%	2 100%	32 52%				
<b>Dz</b>	4 57%	7 58%	5 42%	1 100%	17 53%				
<b>Nz</b>	0 0%	1 20%	3 50%	1 100%	5 36%				
<b>Az</b>	2 67%	2 50%	6 67%		10 62%				

<b>Legend:</b>	<b>Att.</b> Attacking	<b>Az</b> Attacking zone	<b>Def.</b> Defending	<b>Dz</b> Defending zone
	<b>No.</b> Jersey number	<b>Nz</b> Neutral zone	<b>Tot.</b> Total face-offs played	



## Line-Ups

Formazioni / Composition des équipes

### SUI - USA

#### Referees

27 KAINBERGER Julia (AUT), 19 NEARY Shauna (CAN)

#### Goalkeepers

Team: SUI

##### No. Name

20 BRAENDLI Andrea  
29 MAURER Saskia

#### Team Line-ups

Team: SUI (Red)

##### No. Pos. Name

15 D	MERIGUET Laure
16 D	VALLARIO Nicole
11 F	ZIMMERMANN Laura
13 F	WEY Ivana
28 F	MARTI Alina
17 D	CHRISTEN Lara
82 D	BAECHLER Alessia
7 F	STALDER Lara +C
21 F	ENZLER Rahel
25 F	MULLER Alina +A
9 D	SIGRIST Shannon
18 D	WETLI Stefanie
22 F	LEEMANN Sinja
53 F	SCHAEFER Vanessa
71 F	LUTZ Lena Marie
2 D	BUCHI Annic
8 F	QUENNEC Kaleigh +A
26 F	HERZIG Naemi
68 F	BALZER Leoni
12 F	RUEDI Lisa

Head Coach: MULLER Colin

#### NOT DRESSED:

70 GK WAGNER Monja

#### Linespersons

63 GUTAUSKAS Laura (CAN), 64 SAARIMAKI Tiina (FIN)

Team: USA

##### No. Name

30 McNAUGHTON Ava  
33 PHILIPS Gwyneth

Team: USA (White)

##### No. Pos. Name

5 D	KELLER Megan +A
10 D	EDWARDS Laila
21 F	KNIGHT Hilary +C
23 F	BILKA Hannah
25 F	CARPENTER Alex +A
4 D	HARVEY Caroline
8 D	WINN Haley
17 F	CURL Britta
27 F	HEISE Taylor
37 F	MURPHY Abbey
2 D	STECKLEIN Lee
3 D	BARNES Cayla
12 F	PANNEK Kelly
13 F	ZUMWINKLE Grace
26 F	COYNE Kendall
6 D	GUILDAY Rory
9 F	SIMMS Kirsten
22 F	JANECKE Tessa
24 F	DUNNE Joy
16 F	SCAMURRA Hayley

Head Coach: WROBLEWSKI John

#### NOT DRESSED:

31 GK FRANKEL Aerin

#### Legend:

<b>+A</b>	Alternate Captain	<b>+C</b>	Captain	<b>D</b>	Defender	<b>F</b>	Forward
<b>No.</b>	Jersey number	<b>Pos.</b>	Position				



## Graphical Line-ups

Schema grafico formazioni / Alignments

### SUI - USA

**Referees**

27 KAINBERGER Julia (AUT), 19 NEARY Shauna (CAN)

**Linespersons**

63 GUTAUSKAS Laura (CAN), 64 SAARIMAKI Tiina (FIN)

**Team:** SUI - Switzerland (Red)

**Head Coach:** MULLER Colin

S1 20 BRAENDLI Andrea		
29 MAURER Saskia		
S6 28 MARTI Alina	S5 13 WEY Ivana	S4 11 ZIMMERMANN Laura
16 VALLARIO Nicole		15 MERIGUET Laure
21 ENZLER Rahel	25 MULLER Alina +A	7 STALDER Lara +C
82 BAECHLER Alessia		17 CHRISTEN Lara
53 SCHAEFER Vanessa	22 LEEMANN Sinja	71 LUTZ Lena Marie
S3 18 WETLI Stefanie	S2 9 SIGRIST Shannon	
68 BALZER Leoni	26 HERZIG Naemi	8 QUENNEC Kaleigh +A
2 BUCHI Annic		
	12 RUEDI Lisa	

**Team:** USA - United States of America (White)

**Head Coach:** WROBLEWSKI John

S1 33 PHILIPS Gwyneth		
30 McNAUGHTON Ava		
23 BILKA Hannah	25 CARPENTER Alex +A	21 KNIGHT Hilary +C
S2 5 KELLER Megan +A	S3 10 EDWARDS Laila	
17 CURL Britta	27 HEISE Taylor	37 MURPHY Abbey
4 HARVEY Caroline		8 WINN Haley
S6 26 COYNE Kendall	S4 12 PANNEK Kelly	S5 13 ZUMWINKLE Grace
2 STECKLEIN Lee		3 BARNES Cayla
24 DUNNE Joy	22 JANECKE Tessa	9 SIMMS Kirsten
6 GUILDAY Rory		
		16 SCAMURRA Hayley

**Legend:**

+A Alternate Captain      +C Captain      Sn Starting position



## Game Summary

Tabella riassuntiva partita / Resume du match

**SUI - USA 0 - 5 (0 - 1, 0 - 1, 0 - 3)**

Spectators	Referees	Linespersons
11132	27 KAINBERGER Julia (AUT) , 19 NEARY Shauna (CAN)	63 GUTAUSKAS Laura (CAN) , 64 SAARIMAKI Tiina (FIN)

### Team Statistics

Period	Score	SVS	SOG	PIM	TPP	PPG	SHG
1	0 : 1	17 : 6	6 : 18	0 : 2	2:00 : 0:00	0 : 0	0 : 0
2	0 : 1	18 : 9	9 : 19	2 : 2	1:24 : 2:00	0 : 0	0 : 0
3	0 : 3	10 : 6	6 : 13	0 : 0	0:36 : 0:00	0 : 0	0 : 0
<b>Total</b>	<b>0 : 5</b>	<b>45 : 21</b>	<b>21 : 50</b>	<b>2 : 4</b>	<b>4:00 : 2:00</b>	<b>0 : 0</b>	<b>0 : 0</b>

### 1st Period

Action	Time	ET/Res	Team	Type	No.	Name	(G) Name of Assistant(s) / Action Description
GK	00:00		USA		33	PHILIPS G	- Goalkeeper in
GK	00:00		SUI		20	BRAENDLI A	- Goalkeeper in
<b>Goal</b>	<b>06:04</b>	<b>0 : 1</b>	<b>USA</b>	<b>EQ</b>	<b>8</b>	<b>WINN H</b>	(1) 4 HARVEY C On Ice SUI 20 9 11 13 18 28 21 KNIGHT H USA 33 4 8 21 23 25
Penalty	12:31	14:31	USA	2 min.	6	GUILDAY R	- Tripping

### 2nd Period

Action	Time	ET/Res	Team	Type	No.	Name	(G) Name of Assistant(s) / Action Description
Penalty	25:50	27:50	SUI	2 min.	71	LUTZ LM	- Illegal Hit
<b>Goal</b>	<b>34:08</b>	<b>0 : 2</b>	<b>USA</b>	<b>EQ</b>	<b>24</b>	<b>DUNNE J</b>	(2) On Ice SUI 20 9 18 25 53 68 USA 33 3 4 9 22 24
Penalty	38:36	40:36	USA	2 min.	37	MURPHY A	- Illegal Hit

### 3rd Period

Action	Time	ET/Res	Team	Type	No.	Name	(G) Name of Assistant(s) / Action Description
<b>Goal</b>	<b>41:17</b>	<b>0 : 3</b>	<b>USA</b>	<b>EQ</b>	<b>23</b>	<b>BILKA H</b>	(1) 27 HEISE T On Ice SUI 20 9 18 21 26 71 4 HARVEY C USA 33 3 4 23 27 37
<b>Goal</b>	<b>46:34</b>	<b>0 : 4</b>	<b>USA</b>	<b>EQ</b>	<b>25</b>	<b>CARPENTER A</b>	(3) 21 KNIGHT H On Ice SUI 20 11 15 16 26 71 24 DUNNE J USA 33 2 6 21 24 25
<b>Goal</b>	<b>47:42</b>	<b>0 : 5</b>	<b>USA</b>	<b>EQ</b>	<b>4</b>	<b>HARVEY C</b>	(1) 25 CARPENTER A On Ice SUI 20 8 9 12 18 53 24 DUNNE J USA 33 4 8 24 25 37
GK	58:12		USA		30	McNAUGHTON A	- Goalkeeper in
GK	60:00		SUI				33 PHILIPS G - Goalkeeper out
GK	60:00		USA				20 BRAENDLI A - Goalkeeper out 30 McNAUGHTON A - Goalkeeper out

### Goalkeeper Records

Team : SUI - Switzerland

No.	Name	SOG	SVS	MIP
20	BRAENDLI Andrea	50	45	60:00
29	MAURER Saskia			

Team : USA - United States of America

No.	Name	SOG	SVS	MIP
33	PHILIPS Gwyneth	20	20	58:12
30	McNAUGHTON Ava	1	1	1:48

### Game Statistics

Team : SUI (Red)										Head Coach : MULLER Colin					Shots on Goal					Time on Ice				
No.	Pos.	Name	G	A	P	PIM	FO+	FO-	FO+/-	FO%	1	2	3	OT	TS	+/-	1	2	3	OT	TOT	SHF	AVG	
11	F	ZIMMERMANN Laura	0	0	0	0	0	0	0	0.00	0	0	1	1	-2	4:04	4:26	3:31		12:01	19	0:37		
13	F	WEY Ivana	0	0	0	0	1	10	-9	9.09	1	0	2	3	-1	5:31	4:32	5:24		15:27	22	0:42		
15	D	MERIGUET Laure	0	0	0	0	0	0	0	0.00	0	0	0	0	-1	4:10	3:04	4:36		11:50	16	0:44		
16	D	VALLARIO Nicole	0	0	0	0	0	0	0	0.00	0	0	1	1	-1	5:21	6:18	6:06		17:45	30	0:35		
28	F	MARTI Alina	0	0	0	0	2	3	-1	40.00	0	0	0	0	-1	5:24	3:27	4:30		13:21	20	0:40		
7	F	STALDER Lara +C	0	0	0	0	0	0	0	0.00	2	2	1	5	0	6:03	7:04	6:30		19:37	25	0:47		
17	D	CHRISTEN Lara	0	0	0	0	0	0	0	0.00	0	1	0	1	0	6:35	9:00	7:27		23:02	30	0:46		
21	F	ENZLER Rahel	0	0	0	0	0	0	0	0.00	2	1	0	3	-1	6:34	5:20	5:40		17:34	23	0:45		
25	F	MULLER Alina +A	0	0	0	0	12	17	-5	41.38	1	1	0	2	-1	6:21	7:42	6:35		20:38	26	0:47		



MON 9 FEB 2026

Start Time 20:40  
End Time 23:01

Preliminary round - Group A, Game 15

Turno preliminare - Gruppo A, Partita 15 / Tour préliminaire - Groupe A, Match 15

Head Coach : MULLER Colin											Shots on Goal				Time on Ice								
No.	Pos.	Name	G	A	P	PIM	FO+	FO-	FO+/-	FO%	1	2	3	OT	TS	+/-	1	2	3	OT	TOT	SHF	AVG
82	D	BAECHLER Alessia	0	0	0	0	0	0	0	0.00	0	0	0	0	0	0	8:20	9:06	8:15		25:41	31	0:49
9	D	SIGRIST Shannon	0	0	0	0	0	0	0	0.00	0	1	0	1	-4	5:27	4:56	3:52		14:15	27	0:31	
18	D	WETLI Stefanie	0	0	0	0	0	0	0	0.00	0	0	0	0	-4	6:11	4:29	6:02		16:42	30	0:33	
22	F	LEEMANN Sinja	0	0	0	0	0	0	0	0.00	0	1	1	2	0	5:26	4:10	5:37		15:13	19	0:48	
53	F	SCHAEFER Vanessa	0	0	0	0	0	0	0	0.00	0	0	0	0	-2	1:49	2:48	2:52		7:29	9	0:49	
71	F	LUTZ Lena Marie	0	0	0	2	0	0	0	0.00	0	0	0	0	-2	5:32	5:45	4:25		15:42	22	0:42	
2	D	BUCHI Annic	0	0	0	0	0	0	0	0.00	0	0	0	0	0	3:16	2:10	3:07		8:33	14	0:36	
8	F	QUENNEC Kaleigh +A	0	0	0	0	0	0	0	0.00	0	1	0	1	-1	3:05	2:21	2:37		8:03	11	0:43	
26	F	HERZIG Naemi	0	0	0	0	3	8	-5	27.27	0	0	0	0	0	-2	4:31	4:09	4:17		12:57	20	0:38
68	F	BALZER Leoni	0	0	0	0	0	0	0	0.00	0	1	0	1	-1	3:16	3:14	4:11		10:41	14	0:45	
12	F	RUEDI Lisa	0	0	0	0	1	9	-8	10.00	0	0	0	0	-1	3:04	3:59	4:25		11:28	17	0:40	
20	GK	BRAENDLI Andrea	0	0	0	0					0	0	0	0									
29	GK	MAURER Saskia	0	0	0	0					0	0	0	0									
<b>Total</b>			<b>0</b>	<b>0</b>	<b>0</b>	<b>2</b>	<b>19</b>	<b>47</b>	<b>-28</b>	<b>28.79</b>	<b>6</b>	<b>9</b>	<b>6</b>	<b>21</b>									

Team : USA (White)

Head Coach : WROBLEWSKI John											Shots on Goal				Time on Ice								
No.	Pos.	Name	G	A	P	PIM	FO+	FO-	FO+/-	FO%	1	2	3	OT	TS	+/-	1	2	3	OT	TOT	SHF	AVG
5	D	KELLER Megan +A	0	0	0	0	0	0	0	0.00	0	2	0	2	0	6:16	8:31	5:46		20:33	25	0:49	
10	D	EDWARDS Laila	0	0	0	0	0	0	0	0.00	2	1	0	3	0	6:48	8:09	7:45		22:42	25	0:54	
21	F	KNIGHT Hilary +C	0	2	2	0	0	0	0	0.00	2	1	0	3	+2	4:22	5:34	5:17		15:13	20	0:45	
23	F	BILKA Hannah	1	0	1	0	0	0	0	0.00	0	2	1	3	+2	3:47	5:53	5:10		14:50	20	0:44	
25	F	CARPENTER Alex +A	1	1	2	0	17	5	12	77.27	1	2	1	4	+3	4:04	5:54	4:47		14:45	19	0:46	
4	D	HARVEY Caroline	1	2	3	0	0	0	0	0.00	2	2	1	5	+4	7:13	7:54	6:53		22:00	24	0:55	
8	D	WINN Haley	1	0	1	0	0	0	0	0.00	1	1	0	2	+2	7:39	6:14	7:07		21:00	22	0:57	
17	F	CURL Britta	0	0	0	0	5	4	1	55.56	2	2	0	4	0	6:22	3:27	4:56		14:45	20	0:44	
27	F	HEISE Taylor	0	1	1	0	6	4	2	60.00	1	1	1	3	+1	5:37	4:32	5:33		15:42	22	0:42	
37	F	MURPHY Abbey	0	0	0	2	0	0	0	0.00	1	0	0	1	+2	5:26	4:15	5:25		15:06	19	0:47	
2	D	STECKLEIN Lee	0	0	0	0	0	0	0	0.00	0	1	0	1	+1	5:18	3:56	2:38		11:52	18	0:39	
3	D	BARNES Cayla	0	0	0	0	0	0	0	0.00	1	0	1	2	+2	6:00	3:51	6:02		15:53	23	0:41	
12	F	PANNEK Kelly	0	0	0	0	11	2	9	84.62	1	0	1	2	0	4:35	5:29	4:26		14:30	21	0:41	
13	F	ZUMWINKLE Grace	0	0	0	0	0	1	-1	0.00	1	0	2	3	0	3:04	4:07	4:50		12:01	18	0:40	
26	F	COYNE Kendall	0	0	0	0	0	0	0	0.00	1	0	1	2	0	4:23	4:26	5:14		14:03	20	0:42	
6	D	GUILDAY Rory	0	0	0	2	0	0	0	0.00	0	0	0	0	+1	0:46	0:35	3:49		5:10	11	0:28	
9	F	SIMMS Kirsten	0	0	0	0	0	0	0	0.00	0	1	0	1	+1	4:16	3:20	3:45		11:21	15	0:45	
22	F	JANECKE Tessa	0	0	0	0	8	3	5	72.73	1	1	1	3	+1	4:25	4:40	3:02		12:07	16	0:45	
24	F	DUNNE Joy	1	2	3	0	0	0	0	0.00	0	2	1	3	+3	4:57	3:52	3:45		12:34	21	0:35	
16	F	SCAMURRA Hayley	0	0	0	0	0	0	0	0.00	1	0	2	3	0	2:33	3:57	3:08		9:38	17	0:34	
30	GK	McNAUGHTON Ava	0	0	0	0					0	0	0	0									
33	GK	PHILIPS Gwyneth	0	0	0	0					0	0	0	0									
<b>Total</b>			<b>5</b>	<b>8</b>	<b>13</b>	<b>4</b>	<b>47</b>	<b>19</b>	<b>28</b>	<b>71.21</b>	<b>18</b>	<b>19</b>	<b>13</b>	<b>50</b>									

Group A

R	Team	GP	W	OTW	OTL	L	GDF	GF : GA	PTS
1	USA	3	3	0	0	0	+14	15 : 1	9
2	CZE	3	1	0	1	1	-3	6 : 9	4
3	CAN	1	1	0	0	0	+4	4 : 0	3
4	SUI	3	0	1	0	2	-8	4 : 12	2
5	FIN	2	0	0	0	2	-7	0 : 7	0

	CAN	CZE	FIN	SUI	USA
CAN		MON 09 FEB 21:10	THU 12 FEB 14:30	4:0	TUE 10 FEB 20:10
CZE	MON 09 FEB 21:10		2:0	3:4	1:5
FIN	THU 12 FEB 14:30	0:2		TUE 10 FEB 21:10	0:5
SUI	0:4	4:3	TUE 10 FEB 21:10		0:5
USA	TUE 10 FEB 20:10	5:1	5:0	5:0	



Legend:			
<b>(G)</b>	Goals in tournament	<b>+/-</b>	Plus/minus net
<b>A</b>	Assists	<b>AVG</b>	Average time on ice / shift
<b>ET/Res</b>	Penalty end time/Result of game	<b>F</b>	Forward
<b>FO-</b>	Face-offs lost	<b>FO+/-</b>	Face-offs net
<b>GDF</b>	Goal difference	<b>GF</b>	Goals for
<b>L</b>	Losses	<b>MIP</b>	Minutes in play (GK)
<b>OTL</b>	Overtime losses	<b>OTW</b>	Overtime wins
<b>Pos.</b>	Position	<b>PPG</b>	Power play goals
<b>SHF</b>	Number of shifts	<b>SHG</b>	Shorthanded goals
<b>TOT</b>	Total	<b>TPP</b>	Time on power play
		<b>+A</b>	Alternate Captain
		<b>D</b>	Defender
		<b>FO%</b>	% Face-offs won
		<b>G</b>	Goals
		<b>GK</b>	Goalkeeper
		<b>No.</b>	Jersey number
		<b>P</b>	Points
		<b>PTS</b>	Points
		<b>SOG</b>	Shots on goal
		<b>TS</b>	Total shots
		<b>+C</b>	Captain
		<b>EQ</b>	Equal strength
		<b>FO+</b>	Face-offs won
		<b>GA</b>	Goals against
		<b>GP</b>	Games played
		<b>OT</b>	Overtime
		<b>PIM</b>	Penalties in minutes
		<b>R</b>	Rank
		<b>SVS</b>	Saves
		<b>W</b>	Wins



Shot Chart

Tabella azioni di tiro / Analyse des tirs

SUI - USA



1st Period




Shots by SUI  
Goal (o): 0  
Block (<): 1  
Save (+): 6  
Miss (-): 1

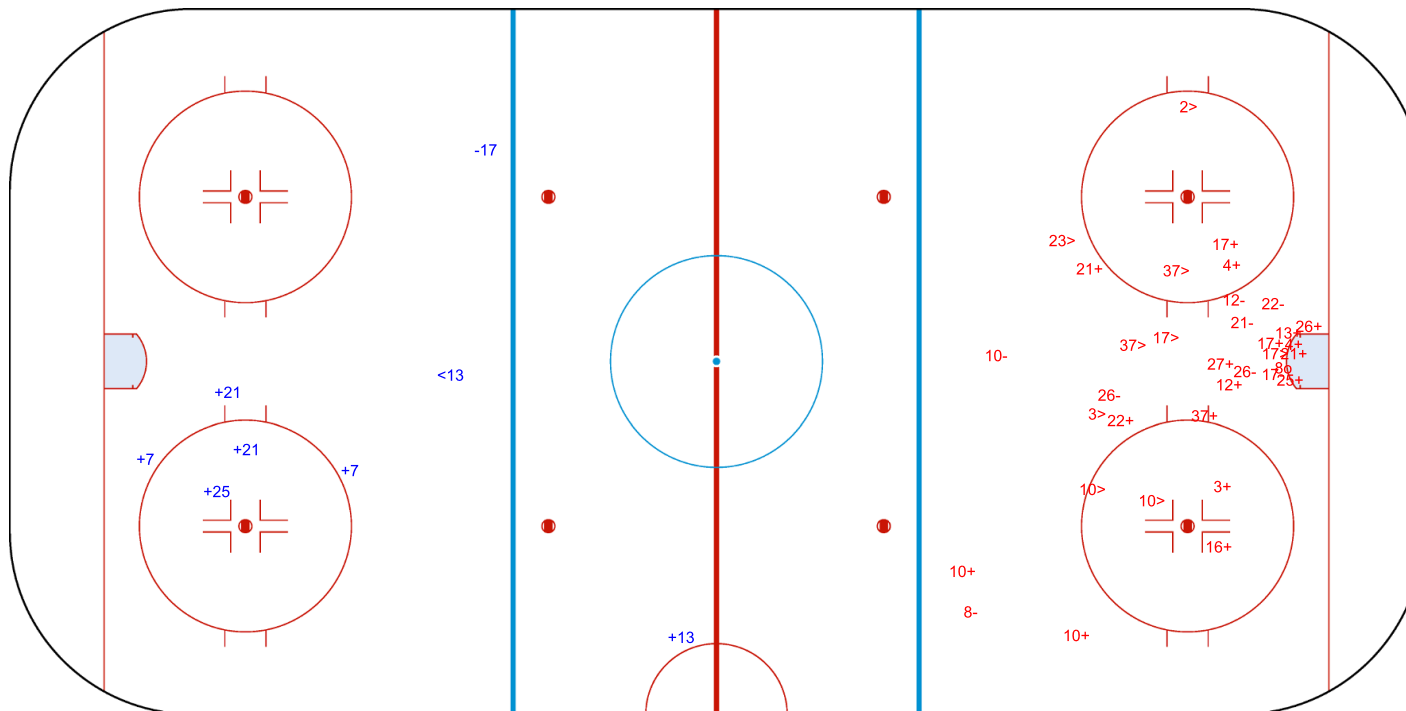


GK 33 of USA

Shots by USA  
Goal (o): 1  
Block (>): 9  
Save (+): 17  
Miss (-): 8



GK 20 of SUI



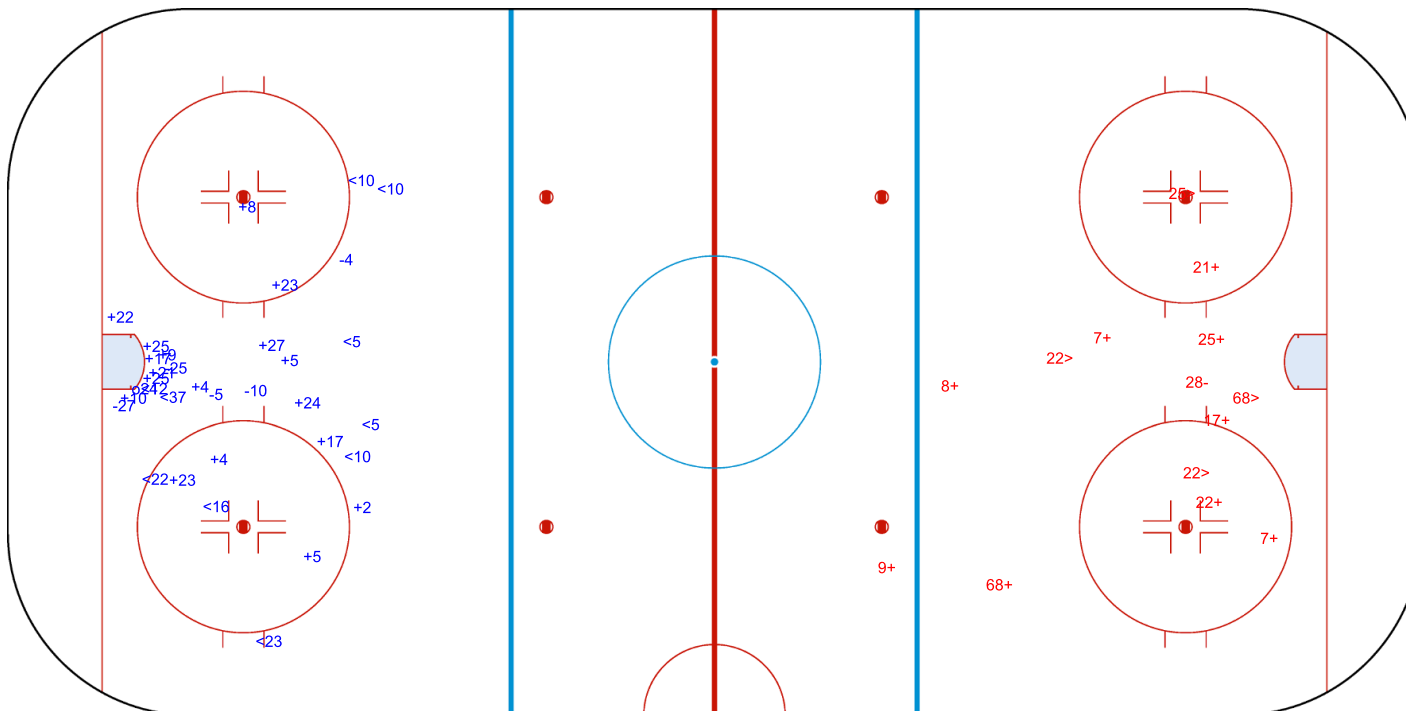


Shots by USA  
Goal (o): 1  
Block (<): 10  
Save (+): 18  
Miss (-): 5



GK 20 of SUI

SUI → 2nd Period ← USA



Shots by SUI  
Goal (o): 0  
Block (>): 4  
Save (+): 9  
Miss (-): 1



GK 33 of USA



Shots by SUI  
Goal (o): 0  
Block (<): 2

Save (+): 6  
Miss (-): 2

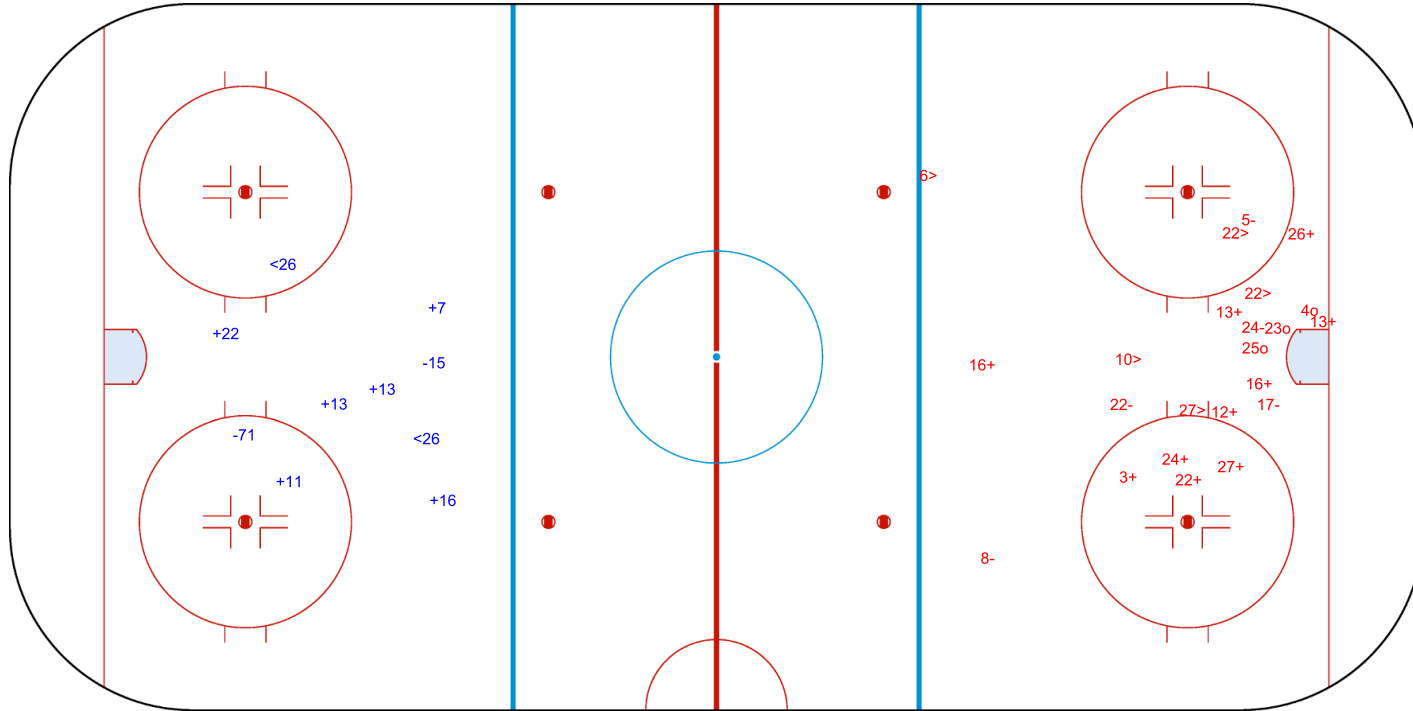


GK 30 of USA




GK 33 of USA

USA → 3rd Period ← SUI



Shots by USA  
Goal (o): 3  
Block (>): 5

Save (+): 10  
Miss (-): 5



GK 20 of SUI

Legend: GK Goalkeeper



Face-off Chart

Tabella ingaggi / Statistiques des mises en jeu

REVISED  
10 FEB 22:01

SUI - USA

1st PERIOD

	SUI		USA		SUI		USA			
	Def. zone	Att. zone	Neutral zone	Neutral zone	Att. zone	Def. zone	Def. zone	Att. zone		
	- 25	+ 25	- 13	+ 12	+ 25	- 25			Total wins all zones	
	- 26	+ 17	- 13	+ 12	+ 25	- 25				
	- 12	+ 22	- 12	+ 27	- 26	+ 27				
	- 13	+ 25	+ 13	- 22	+ 25	- 17				
	- 25	+ 22	+ 25	- 17	+ 25	- 17				
	- 25	+ 17								
	+ 26	- 12								
	+ 25	- 25								
	+ 25	- 27								
	- 13	+ 25								
	- 13	+ 25								
	+ 25	- 27								
Total wins / period	4 / 33%	8 / 67%	2 / 40%	3 / 60%	4 / 80%	1 / 20%				
							Total wins all zones			
							SUI USA			
							10 / 45% 12 / 55%			

2nd PERIOD

	SUI		USA		SUI		USA		
	Def. zone	Att. zone	Neutral zone	Neutral zone	Att. zone	Def. zone	Def. zone	Att. zone	
	- 25	+ 22	+ 25	- 12	- 26	+ 12			Total wins all zones
	- 12	+ 25	+ 25	- 22	- 25	+ 22			
	- 12	+ 25	- 13	+ 25	- 25	+ 12			
	- 25	+ 22	- 28	+ 17					
	- 25	+ 25	- 12	+ 22					
	- 25	+ 25	- 12	+ 12					
	- 25	+ 12							
	- 12	+ 25							
	- 12	+ 22							
	- 26	+ 12							
	- 25	+ 25							
	- 26	+ 17							
	- 13	+ 25							
	+ 25	- 25							
	- 25	+ 22							
Total wins / period	1 / 7%	14 / 93%	2 / 33%	4 / 67%	0 / 0%	3 / 100%			
							Total wins all zones		
							SUI USA		
							3 / 13% 21 / 87%		



MON 9 FEB 2026

Start Time 20:40

Preliminary round - Group A, Game 15

Turno preliminare - Gruppo A, Partita 15 / Tour préliminaire - Groupe A, Match 15

### 3rd PERIOD

	SUI		USA		SUI		USA		SUI		USA		Total wins all zones
	Def. zone	Att. zone	Neutral zone		Att. zone	Def. zone	Att. zone	Def. zone	Att. zone	Def. zone	SUI	USA	
	- 13	+ 25	+ 25	- 13	- 26	+ 27							
	- 26	+ 27	- 28	+ 25	+ 28	- 22							
	- 13	+ 12	- 25	+ 12	- 28	+ 25							
	+ 26	- 27	- 25	+ 12	+ 26	- 25							
	- 13	+ 27	+ 28	- 27	+ 12	- 17							
	- 25	+ 12	- 25	+ 25									
			- 25	+ 27									
			- 26	+ 25									
			- 12	+ 17									
Total wins / period	1 / 17%	5 / 83%	2 / 22%	7 / 78%	3 / 60%	2 / 40%	6 / 30%	14 / 70%					

### TOTAL

	SUI		USA		SUI		USA		SUI		USA		Total wins all zones
	Def. zone	Att. zone	Neutral zone		Att. zone	Def. zone	Att. zone	Def. zone	Att. zone	Def. zone	SUI	USA	
Total wins / game	6 / 18%	27 / 82%	6 / 30%	14 / 70%	7 / 54%	6 / 46%	19 / 29%	47 / 71%					

### HEAD TO HEAD

	No.	USA						Tot.	wins SUI	Dz	Nz	Az
		12	13	17	22	25	27					
SUI	12	0 - 1		1 - 1	0 - 3	0 - 3	0 - 1	10	1 10%	0 0%	0 0%	1 100%
	13	0 - 3			1 - 0	0 - 6	0 - 1	11	1 9%	0 0%	1 25%	
	25	1 - 5	1 - 0	3 - 1	1 - 5	4 - 5	2 - 1	29	12 41%	4 27%	4 50%	4 67%
	26	1 - 2		0 - 2		1 - 1	1 - 3	11	3 27%	2 33%	0 0%	1 25%
	28			0 - 1	1 - 0	0 - 2	1 - 0	5	2 40%		1 33%	1 50%
	Tot.	13	1	9	11	22	10	66	19 29%	6 18%	6 30%	7 54%
	wins USA	11 85%	0 0%	5 56%	8 73%	17 77%	6 60%	47 71%				
	Dz	2 100%		0 0%	1 50%	1 25%	2 100%	6 46%				
	Nz	5 83%	0 0%	2 67%	1 33%	4 100%	2 67%	14 70%				
	Az	4 80%		3 100%	6 100%	12 86%	2 40%	27 82%				

Legend:

Att. Attacking      Az Attacking zone      Def. Defending      Dz Defending zone  
No. Jersey number      Nz Neutral zone      Tot. Total face-offs played

REVISED

Page break fixed.



## Line-Ups

Formazioni / Composition des équipes

### CAN - CZE

#### Referees

15 MANTHA Elizabeth (CAN), 21 TASSONI Amanda (USA)

#### Goalkeepers

Team: CAN

No.	Name
35	DESBIENS Ann-Renee
38	MASCHMEYER Emerance

#### Team Line-ups

Team: CAN (Red)

No.	Pos.	Name
3	D	LAROCQUE Jocelyne
14	D	FAST Renata +A
7	F	STACEY Laura
27	F	MALTAIS Emma
29	F	POULIN Marie-Philip +C
17	D	SHELTON Ella
23	D	AMBROSE Erin
10	F	FILLIER Sarah
20	F	NURSE Sarah
95	F	WATTS Daryl
2	D	JAQUES Sophie
42	D	THOMPSON Claire
19	F	JENNER Brianna +A
26	F	CLARK Emily
40	F	TURNBULL Blayne
4	D	TABIN Kati
43	F	O'NEILL Kristin
88	F	GOSLING Julia
94	F	GARDINER Jennifer
24	F	SPOONER Natalie

Head Coach: RYAN Troy

#### NOT DRESSED:

82 GK OSBORNE Kayle

#### Linespersons

56 BUCKNER Sarah (USA), 4 WELSH Kirsten (CAN)

Team: CZE

No.	Name
1	HESOVA Michaela
32	PEJSOVA Julie

Team: CZE (White)

No.	Pos.	Name
2	D	TEJRALOVA Aneta +C
24	D	CAJANOVA Sara
16	F	MRAZOVA Katerina +A
19	F	MLYNKOVA Natalie
21	F	VANISOVA Tereza
4	D	PEJSOVA Daniela
28	D	NEUBAUEROVA Noemi
10	F	KRIZOVA Denisa +A
18	F	PEJZLOVA Michaela
22	F	PLOSOVA Tereza
7	D	SEROISZKOVA Klara
14	D	LASKOVA Dominika
3	F	SAPOVALIVOVA Adela
12	F	HYMLAROVA Klara
98	F	KALTOUNKOVA Kristyna
15	D	TRNKOVA Andrea
8	F	PISTEKOVA Tereza
20	F	JURICKOVA Barbora
26	F	PRIBYLOVA Vendula
6	F	VOCETKOVA Linda

Head Coach: MACLEOD Carla Rae

#### NOT DRESSED:

29 GK PESLAROVA Klara

#### Legend:

<b>+A</b>	Alternate Captain	<b>+C</b>	Captain	<b>D</b>	Defender	<b>F</b>	Forward
<b>No.</b>	Jersey number	<b>Pos.</b>	Position				



## Graphical Line-ups

Schema grafico formazioni / Alignments

### CAN - CZE

#### Referees

15 MANTHA Elizabeth (CAN), 21 TASSONI Amanda (USA)

#### Linespersons

56 BUCKNER Sarah (USA), 4 WELSH Kirsten (CAN)

Team: CAN - Canada (Red)

Head Coach: RYAN Troy

S1 35 DESBIENS Ann-Renee		
38 MASCHMEYER Emerance		
S5 27 MALTAIS Emma	S6 29 POULIN Marie-Philip +C	S4 7 STACEY Laura
S2 3 LAROCQUE Jocelyne	S3 14 FAST Renata +A	
95 WATTS Daryl	20 NURSE Sarah	10 FILLIER Sarah
17 SHELTON Ella	23 AMBROSE Erin	
26 CLARK Emily	40 TURNBULL Blayre	19 JENNER Brianna +A
42 THOMPSON Claire	2 JAQUES Sophie	
88 GOSLING Julia	43 O'NEILL Kristin	94 GARDINER Jennifer
4 TABIN Kati		
		24 SPOONER Natalie

Team: CZE - Czechia (White)

Head Coach: MACLEOD Carla Rae

S1 32 PEJSOVA Julie		
1 HESOVA Michaela		
S6 21 VANISOVA Tereza	S4 16 MRAZOVA Katerina +A	S5 19 MLYNKOVA Natalie
S2 2 TEJRALOVA Aneta +C	S3 24 CAJANOVA Sara	
10 KRIZOVA Denisa +A	18 PEJZLOVA Michaela	22 PLOSOVA Tereza
4 PEJSOVA Daniela	28 NEUBAUEROVA Noemi	
3 SAPOVALIVOVA Adela	98 KALTOUNKOVA Kristyna	12 HYMLAROVA Klara
7 SEROISZKOVA Klara	14 LASKOVA Dominika	
26 PRIBYLOVA Vendula	8 PISTEKOVA Tereza	20 JURICKOVA Barbora
15 TRNKOVA Andrea		
6 VOCETKOVA Linda		

#### Legend:

+A Alternate Captain      +C Captain      Sn Starting position



### Game Summary

Tabella riassuntiva partita / Resume du match

**CAN - CZE 5 - 1 (4 - 0 , 1 - 0 , 0 - 1)**

Spectators	Referees	Linespersons
3901	15 MANTHA Elizabeth (CAN) , 21 TASSONI Amanda (USA)	56 BUCKNER Sarah (USA) , 4 WELSH Kirsten (CAN)

#### Team Statistics

Period	Score	SVS	SOG	PIM	TPP	PPG	SHG
1	4 : 0	5 : 13	17 : 5	4 : 6	4:35 : 2:57	1 : 0	0 : 0
2	1 : 0	5 : 12	13 : 5	2 : 2	2:17 : 2:00	1 : 0	0 : 0
3	0 : 1	8 : 4	4 : 9	4 : 2	0:00 : 1:56	0 : 1	0 : 0
<b>Total</b>	<b>5 : 1</b>	<b>18 : 29</b>	<b>34 : 19</b>	<b>10 : 10</b>	<b>6:52 : 6:53</b>	<b>2 : 1</b>	<b>0 : 0</b>

#### 1st Period

Action	Time	ET/Res	Team	Type	No.	Name	(G)	Name of Assistant(s) / Action Description
GK	00:00		CAN		35	DESBIENS AR		- Goalkeeper in
GK	00:00		CZE		32	PEJSOVA J		- Goalkeeper in
Penalty	02:33	04:33	CAN	2 min.	7	STACEY L		- Tripping
Penalty	03:30	05:30	CAN	2 min.	14	FAST R		- Illegal Hit
<b>Goal</b>	<b>05:44</b>	<b>1 : 0</b>	<b>CAN</b>	<b>EQ</b>	<b>43</b>	<b>O'NEILL K</b>	(1)	14 FAST R On Ice CAN 35 14 17 24 29 43 CZE 32 3 10 18 22 24
Penalty	08:52	10:52	CZE	2 min.	98	KALTOUNKOVA K		- Illegal Hit
<b>Goal</b>	<b>13:12</b>	<b>2 : 0</b>	<b>CAN</b>	<b>EQ</b>	<b>10</b>	<b>FILLIER S</b>	(2)	95 WATTS D 20 NURSE S On Ice CAN 35 10 17 20 23 95 CZE 32 7 12 14 15 98
<b>Goal</b>	<b>13:51</b>	<b>3 : 0</b>	<b>CAN</b>	<b>EQ</b>	<b>7</b>	<b>STACEY L</b>	(1)	27 MALTAIS E 17 SHELTON E On Ice CAN 35 2 7 26 27 42 CZE 32 4 16 20 26 28
GK	13:51		CZE		1	HESOVA M		- Goalkeeper in
Penalty	17:25	18:57	CZE	2 min.	20	JURICKOVA B		- Boarding
Penalty	18:27	20:17	CZE	2 min.	98	KALTOUNKOVA K		- Illegal Hit
<b>Goal</b>	<b>18:57</b>	<b>4 : 0</b>	<b>CAN</b>	<b>PP2</b>	<b>88</b>	<b>GOSLING J</b>	(2)	19 JENNER B 23 AMBROSE E On Ice CAN 35 2 19 23 42 88 CZE 1 2 16 24

#### 2nd Period

Action	Time	ET/Res	Team	Type	No.	Name	(G)	Name of Assistant(s) / Action Description
<b>Goal</b>	<b>20:17</b>	<b>5 : 0</b>	<b>CAN</b>	<b>PP1</b>	<b>88</b>	<b>GOSLING J</b>	(3)	19 JENNER B 42 THOMPSON C On Ice CAN 35 2 19 23 42 88 CZE 1 7 8 10 14
Penalty	27:47	29:47	CAN	2 min.	42	THOMPSON C		- Cross-Checking
Penalty	32:06	34:06	CZE	2 min.	16	MRAZOVA K		- Illegal Hit

#### 3rd Period

Action	Time	ET/Res	Team	Type	No.	Name	(G)	Name of Assistant(s) / Action Description
Penalty	46:42	48:38	CAN	2 min.	42	THOMPSON C		- Hooking
<b>Goal</b>	<b>48:38</b>	<b>5 : 1</b>	<b>CZE</b>	<b>PP1</b>	<b>19</b>	<b>MLYNKOVA N</b>	(3)	21 VANISOVA T 98 KALTOUNKOVA K On Ice CAN 35 17 23 27 43 CZE 1 12 16 19 21 98
Penalty	49:17	51:17	CAN	2 min.	20	NURSE S		- Holding
Penalty	49:17	51:17	CZE	2 min.	8	PISTEKOVA T		- Roughing
GK	60:00		CAN					35 DESBIENS AR - Goalkeeper out
GK	60:00		CZE					1 HESOVA M - Goalkeeper out

#### Goalkeeper Records

Team : CAN - Canada

No.	Name	SOG	SVS	MIP
35	DESBIENS Ann-Renee	19	18	60:00
38	MASCHMEYER Emerance			

Team : CZE - Czechia

No.	Name	SOG	SVS	MIP
1	HESOVA Michaela	23	21	46:09
32	PEJSOVA Julie	11	8	13:51

#### Game Statistics

Team : CAN (Red)										Shots on Goal					Time on Ice								
No.	Pos.	Name	G	A	P	PIM	FO+	FO-	FO+/-	FO%	1	2	3	OT	TS	+/-	1	2	3	OT	TOT	SHF	AVG
3	D	LAROCQUE Jocelyne	0	0	0	0	0	0	0	0.00	0	0	0	0	0	0	5:49	5:38	5:50		17:17	24	0:43



Head Coach : RYAN Troy										Shots on Goal				Time on Ice										
No.	Pos.	Name	G	A	P	PIM	FO+	FO-	FO+/-	FO%	1	2	3	OT	TS	+/-	1	2	3	OT	TOT	SHF	AVG	
7	F	STACEY Laura	1	0	1	2	0	0	0	0.00	2	0	0		2	+1	4:34	6:10	5:05		15:49	19	0:49	
14	D	FAST Renata +A	0	1	1	2	0	0	0	0.00	3	1	0		4	+1	5:32	8:28	5:12		19:12	28	0:41	
27	F	MALTAIS Emma	0	1	1	0	3	2	1	60.00	1	0	1		2	+1	6:14	3:56	4:43		14:53	22	0:40	
29	F	POULIN Marie-Philip +C	0	0	0	0	3	3	0	50.00	1	0	0		1	+1	4:01	0:00	0:00		4:01	7	0:34	
10	F	FILLIER Sarah	1	0	1	0	1	0	1	100.00	2	0	0		2	+1	5:12	6:29	4:50		16:31	18	0:55	
17	D	SHELTON Ella	0	1	1	0	0	0	0	0.00	1	1	0		2	+2	4:57	5:01	5:48		15:46	28	0:33	
20	F	NURSE Sarah	0	1	1	2	7	3	4	70.00	1	1	1		3	+1	2:50	5:17	4:02		12:09	17	0:42	
23	D	AMBROSE Erin	0	1	1	0	0	0	0	0.00	0	3	0		3	+1	6:00	3:27	4:09		13:36	25	0:32	
95	F	WATTS Daryl	0	1	1	0	0	0	0	0.00	0	1	1		2	+1	4:55	6:09	5:10		16:14	19	0:51	
2	D	JAQUES Sophie	0	0	0	0	0	0	0	0.00	1	0	0		1	+1	4:42	7:29	6:10		18:21	26	0:42	
19	F	JENNER Brianna +A	0	2	2	0	8	4	4	66.67	0	1	0		1	0	3:51	5:05	3:59		12:55	17	0:45	
26	F	CLARK Emily	0	0	0	0	0	0	0	0.00	0	1	1		2	+1	4:55	3:43	5:30		14:08	18	0:47	
40	F	TURNBULL Blayre	0	0	0	0	6	4	2	60.00	1	1	0		2	0	5:42	3:49	6:56		16:27	19	0:51	
42	D	THOMPSON Claire	0	1	1	4	0	0	0	0.00	0	1	0		1	+1	7:44	7:05	5:42		20:31	28	0:43	
4	D	TABIN Kati	0	0	0	0	0	0	0	0.00	0	0	0		0	0	3:10	3:23	7:09		13:42	21	0:39	
43	F	O'NEILL Kristin	1	0	1	0	9	7	2	56.25	1	0	0		1	+1	3:27	5:22	5:00		13:49	19	0:43	
88	F	GOSLING Julia	2	0	2	0	0	0	0	0.00	1	2	0		3	0	4:37	4:00	4:06		12:43	18	0:42	
94	F	GARDINER Jennifer	0	0	0	0	0	0	0	0.00	0	0	0		0	0	3:34	1:42	4:11		9:27	15	0:37	
24	F	SPOONER Natalie	0	0	0	0	0	0	0	0.00	2	0	0		2	+1	4:11	5:47	4:32		14:30	17	0:51	
35	GK	DESBIENS Ann-Renee	0	0	0	0					0	0	0		0									
38	GK	MASCHMEYER Emerance	0	0	0	0					0	0	0		0									
<b>Total</b>			<b>5</b>	<b>9</b>	<b>14</b>	<b>10</b>	<b>37</b>	<b>23</b>	<b>14</b>	<b>61.67</b>	<b>17</b>	<b>13</b>	<b>4</b>		<b>34</b>									

Team : CZE (White)

Head Coach : MACLEOD Carla Rae										Shots on Goal				Time on Ice										
No.	Pos.	Name	G	A	P	PIM	FO+	FO-	FO+/-	FO%	1	2	3	OT	TS	+/-	1	2	3	OT	TOT	SHF	AVG	
2	D	TEJRALOVA Aneta +C	0	0	0	0	0	0	0	0.00	0	0	1		1	0	6:04	8:00	5:12		19:16	29	0:39	
16	F	MRAZOVA Katerina +A	0	0	0	2	5	13	-8	27.78	1	0	0		1	-1	7:00	6:51	6:25		20:16	24	0:50	
19	F	MLYNKOVA Natalie	1	0	1	0	0	0	0	0.00	0	1	2		3	0	7:38	5:39	6:41		19:58	25	0:47	
21	F	VANISOVA Tereza	0	1	1	0	0	0	0	0.00	2	1	1		4	0	4:54	6:37	5:38		17:09	21	0:49	
24	D	CAJANOVA Sara	0	0	0	0	0	0	0	0.00	0	0	0		0	-1	7:32	2:00	0:00		9:32	13	0:44	
4	D	PEJSOVA Daniela	0	0	0	0	0	0	0	0.00	0	0	2		2	-1	6:41	8:04	8:30		23:15	26	0:53	
10	F	KRIZOVA Denisa +A	0	0	0	0	1	0	1	100.00	0	0	0		0	-1	5:04	3:48	5:50		14:42	23	0:38	
18	F	PEJZLOVA Michaela	0	0	0	0	2	5	-3	28.57	0	1	0		1	-1	4:21	3:16	5:47		13:24	18	0:44	
22	F	PLOSOVA Tereza	0	0	0	0	0	0	0	0.00	0	1	1		2	-1	3:16	3:05	5:14		11:35	18	0:38	
28	D	NEUBAUEROVA Noemi	0	0	0	0	0	0	0	0.00	0	0	0		0	-1	6:40	5:52	6:51		19:23	21	0:55	
3	F	SAPOVALIVOVA Adela	0	0	0	0	2	1	1	66.67	0	0	0		0	-1	3:57	5:24	5:30		14:51	19	0:46	
7	D	SEROISZKOVA Klara	0	0	0	0	0	0	0	0.00	0	0	0		0	-1	2:49	5:19	4:57		13:05	22	0:35	
12	F	HYMLAROVA Klara	0	0	0	0	0	0	0	0.00	0	0	0		0	-1	6:18	5:48	4:38		16:44	20	0:50	
14	D	LASKOVA Dominika	0	0	0	0	0	0	0	0.00	0	0	0		0	-1	3:37	3:57	6:37		14:11	25	0:34	
98	F	KALTOUNKOVA Kristyna	0	1	1	4	4	10	-6	28.57	2	1	1		4	-1	5:25	6:27	4:24		16:16	21	0:46	
8	F	PISTEKOVA Tereza	0	0	0	2	9	8	1	52.94	0	0	0		0	0	4:23	5:22	4:14		13:59	23	0:36	
15	D	TRNKOVA Andrea	0	0	0	0	0	0	0	0.00	0	0	0		0	-1	3:01	3:14	5:25		11:40	19	0:36	
20	F	JURICKOVA Barbora	0	0	0	2	0	0	0	0.00	0	0	0		0	-1	2:40	4:44	1:17		8:41	12	0:43	
26	F	PRIBYLOVA Vendula	0	0	0	0	0	0	0	0.00	0	0	1		1	-1	2:06	3:26	3:19		8:51	15	0:35	
6	F	VOCETKOVA Linda	0	0	0	0	0	0	0	0.00	0	0	0		0	0	1:32	1:08	3:31		6:11	9	0:41	
1	GK	HESOVA Michaela	0	0	0	0					0	0	0		0									
32	GK	PEJSOVA Julie	0	0	0	0					0	0	0		0									
<b>Total</b>			<b>1</b>	<b>2</b>	<b>3</b>	<b>10</b>	<b>23</b>	<b>37</b>	<b>-14</b>	<b>38.33</b>	<b>5</b>	<b>5</b>	<b>9</b>		<b>19</b>									



Group A

R	Team	GP	W	OTW	OTL	L	GDF	GF : GA	PTS
1	USA	3	3	0	0	0	+14	15 : 1	9
2	CAN	2	2	0	0	0	+8	9 : 1	6
3	CZE	4	1	0	1	2	-7	7 : 14	4
4	SUI	3	0	1	0	2	-8	4 : 12	2
5	FIN	2	0	0	0	2	-7	0 : 7	0

	CAN	CZE	FIN	SUI	USA
CAN		5:1	THU 12 FEB 14:30	4:0	TUE 10 FEB 20:10
CZE	1:5		2:0	3:4	1:5
FIN	THU 12 FEB 14:30	0:2		TUE 10 FEB 21:10	0:5
SUI	0:4	4:3	TUE 10 FEB 21:10		0:5
USA	TUE 10 FEB 20:10	5:1	5:0	5:0	

Legend:

<b>(G)</b> Goals in tournament	*	Does not count for Plus/minus	<b>+/-</b> Plus/minus net	<b>+A</b> Alternate Captain
<b>+C</b> Captain	<b>A</b>	Assists	<b>AVG</b> Average time on ice / shift	<b>D</b> Defender
<b>EQ</b> Equal strength	<b>ET/Res</b>	Penalty end time/Result of game	<b>F</b> Forward	<b>FO%</b> % Face-offs won
<b>FO+</b> Face-offs won	<b>FO-</b>	Face-offs lost	<b>FO+/-</b> Face-offs net	<b>G</b> Goals
<b>GA</b> Goals against	<b>GDF</b>	Goal difference	<b>GF</b> Goals for	<b>GK</b> Goalkeeper
<b>GP</b> Games played	<b>L</b>	Losses	<b>MIP</b> Minutes in play (GK)	<b>No.</b> Jersey number
<b>OT</b> Overtime	<b>OTL</b>	Overtime losses	<b>OTW</b> Overtime wins	<b>P</b> Points
<b>PIM</b> Penalties in minutes	<b>Pos.</b>	Position	<b>PP1</b> Power play - 1 player	<b>PP2</b> Power play - 2 players
<b>PPG</b> Power play goals	<b>PTS</b>	Points	<b>R</b> Rank	<b>SHF</b> Number of shifts
<b>SHG</b> Shorthanded goals	<b>SOG</b>	Shots on goal	<b>SVS</b> Saves	<b>TOT</b> Total
<b>TPP</b> Time on power play	<b>TS</b>	Total shots	<b>W</b> Wins	



Shot Chart

Tabella azioni di tiro / Analyse des tirs

CAN - CZE




1st Period




Shots by CAN

Goal (o): 4 Save (+): 13

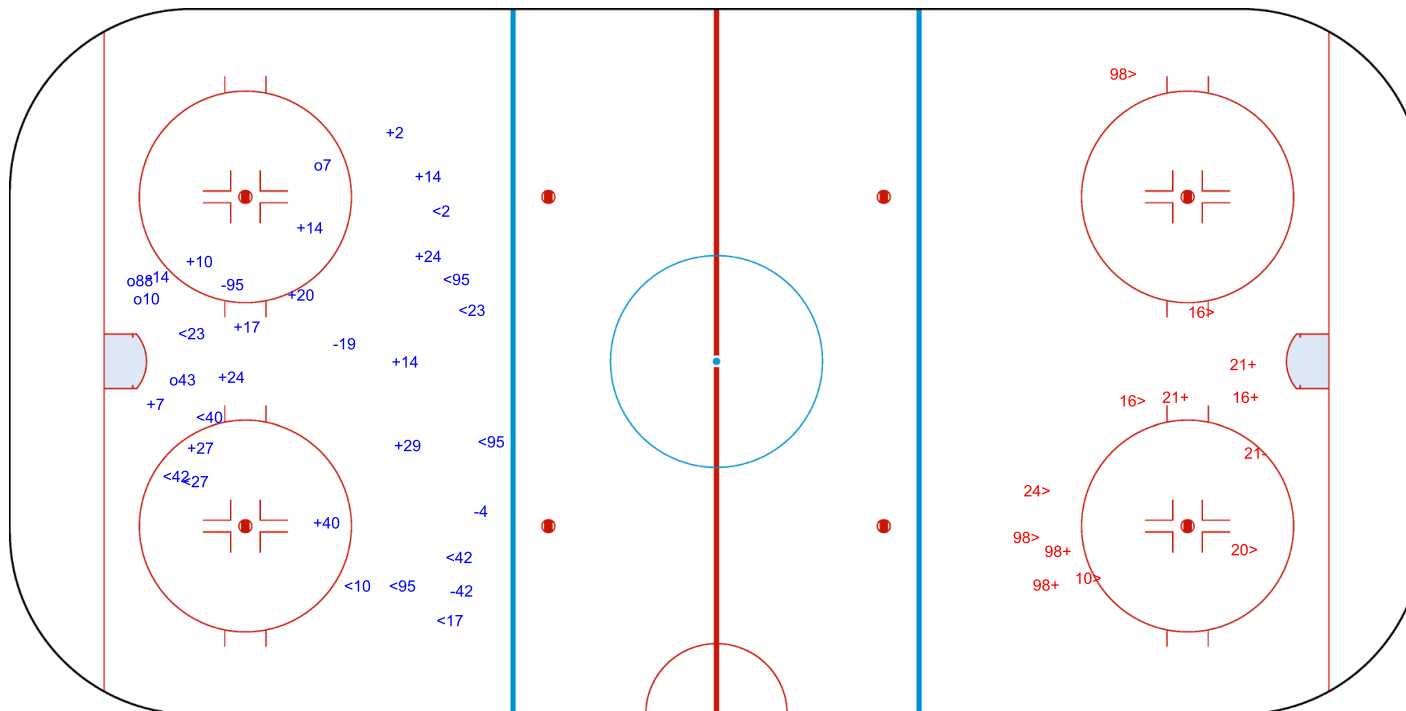
Block (<): 12 Miss (-): 5



GK 1 of CZE



GK 32 of CZE



Shots by CZE

Goal (o): 0 Save (+): 5

Block (>): 7 Miss (-): 1



GK 35 of CAN



Milano Rho Ice Hockey

MON 9 FEB 2026

Start Time 21:10

Ice Hockey  
Hockey su ghiaccio / Hockey sur glace

Women  
Donne / Femmes

Preliminary round - Group A, Game 16

Turno preliminare - Gruppo A, Partita 16 / Tour preliminaire - Groupe A, Match 16



Shots by CZE

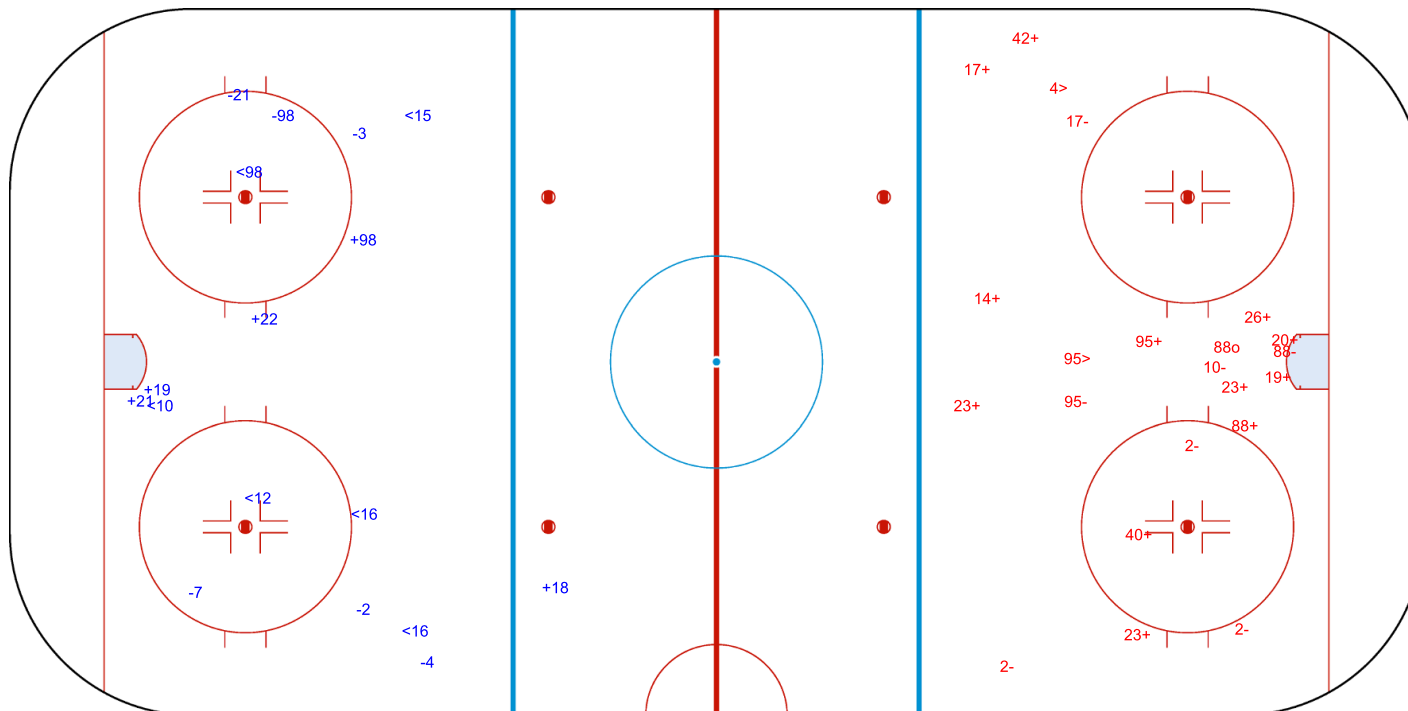
Goal (o): 0      Save (+): 5  
Block (<): 6      Miss (-): 6



GK 35 of CAN



2nd Period



Shots by CAN

Goal (o): 1      Save (+): 12  
Block (>): 2      Miss (-): 7



GK 1 of CZE



Shots by CAN  
Goal (o): 0  
Block (<): 10

Save (+): 4  
Miss (-): 3



GK 1 of CZE




3rd Period



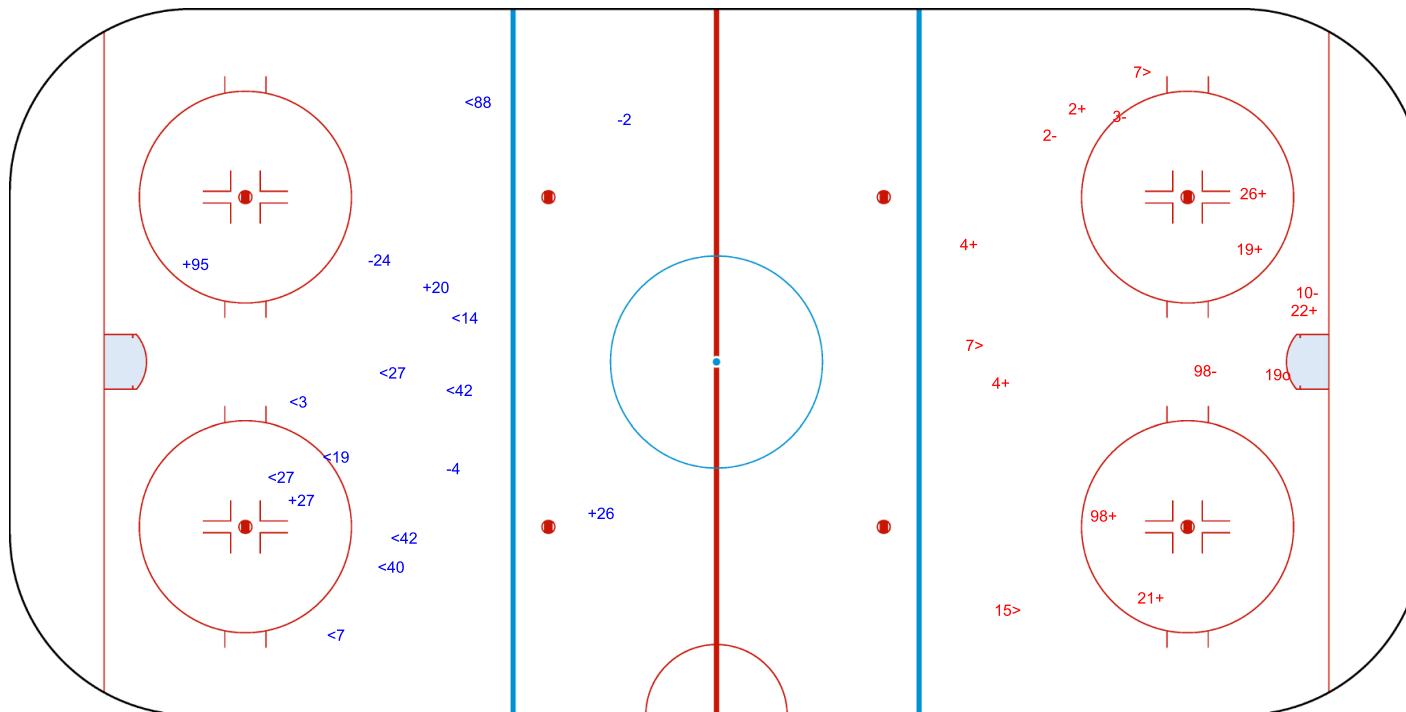
Shots by CZE

Goal (o): 1  
Block (>): 3

Save (+): 8  
Miss (-): 4



GK 35 of CAN



Legend: GK Goalkeeper



## Face-off Chart

Tabella ingaggi / Statistiques des mises en jeu

### CAN - CZE

#### 1st PERIOD

	CAN		CZE		CAN		CZE		CAN		CZE		Total wins all zones	
	Def. zone	Att. zone	Neutral zone	Neutral zone	Att. zone	Def. zone	Att. zone	Def. zone	Att. zone	Def. zone	CAN	CZE		
	- 43	+ 98	+ 29	- 16	+ 40	- 98								
	- 40	+ 98	+ 20	- 18	+ 20	- 16								
	- 29	+ 3	- 29	+ 8	+ 43	- 16								
	+ 40	- 98	- 40	+ 16	+ 19	- 8								
	+ 29	- 98	- 40	+ 8	+ 29	- 8								
			+ 27	- 16	+ 20	- 98								
			- 27	+ 8	+ 27	- 98								
					- 43	+ 8								
					+ 27	- 16								
					- 29	+ 16								
					+ 19	- 16								
					- 27	+ 16								
Total wins / period	2 / 40%	3 / 60%	3 / 43%	4 / 57%	9 / 75%	3 / 25%					14 / 58%	10 / 42%		

#### 2nd PERIOD

	CAN		CZE		CAN		CZE		CAN		CZE		Total wins all zones	
	Def. zone	Att. zone	Neutral zone	Neutral zone	Att. zone	Def. zone	Att. zone	Def. zone	Att. zone	Def. zone	CAN	CZE		
	- 20	+ 16	+ 19	- 8	+ 10	- 18								
	- 43	+ 8	+ 20	- 98	- 19	+ 8								
	+ 43	- 98	+ 40	- 16	- 20	+ 8								
					+ 20	- 98								
					+ 19	- 8								
					+ 40	- 16								
					+ 43	- 18								
					- 43	+ 18								
Total wins / period	1 / 33%	2 / 67%	3 / 100%	0 / 0%	5 / 63%	3 / 37%					9 / 64%	5 / 36%		

#### 3rd PERIOD

	CAN		CZE		CAN		CZE		CAN		CZE		Total wins all zones	
	Def. zone	Att. zone	Neutral zone	Neutral zone	Att. zone	Def. zone	Att. zone	Def. zone	Att. zone	Def. zone	CAN	CZE		
	+ 19	- 16	+ 19	- 16	+ 40	- 8								
	- 19	+ 10	+ 43	- 16	+ 43	- 16								
	- 43	+ 3	+ 20	- 8	+ 43	- 16								
	+ 43	- 3	- 19	+ 18	+ 20	- 8								
	- 20	+ 8	+ 19	- 18	- 43	+ 98								
	+ 40	- 98			- 43	+ 98								
	- 40	+ 8			+ 19	- 8								
					+ 43	- 18								
					- 19	+ 16								
					+ 43	- 98								
Total wins / period	3 / 43%	4 / 57%	4 / 80%	1 / 20%	7 / 70%	3 / 30%					14 / 64%	8 / 36%		



TOTAL

Total wins / game	CAN		CZE		CAN		CZE		Total wins all zones	
	Def. zone	Att. zone	Neutral zone		Att. zone	Def. zone	CAN	CZE		
	6 / 40%	9 / 60%	10 / 67%	5 / 33%	21 / 70%	9 / 30%	37 / 62%	23 / 38%		

HEAD TO HEAD

	No.	CZE					Tot.	wins CAN	Dz	Nz	Az	
		3	8	10	16	18						98
CAN	10					1 - 0	1	1 100%			1 100%	
	19		4 - 1	0 - 1	3 - 1	1 - 1	12	8 67%	1 50%	3 75%	4 67%	
	20		2 - 2		1 - 1	1 - 0	3 - 0	10	7 70%	0 0%	3 100%	4 80%
	27		0 - 1		2 - 1		1 - 0	5	3 60%		1 50%	2 67%
	29	0 - 1	1 - 1		1 - 1		1 - 0	6	3 50%	1 50%	1 50%	1 50%
	40		1 - 2		2 - 1		3 - 1	10	6 60%	2 50%	1 33%	3 100%
	43	1 - 1	0 - 2		4 - 0	2 - 1	2 - 3	16	9 56%	2 40%	1 100%	6 60%
<b>Tot.</b>	<b>3</b>	<b>17</b>	<b>1</b>	<b>18</b>	<b>7</b>	<b>14</b>	<b>60</b>	<b>37 62%</b>	<b>6 40%</b>	<b>10 67%</b>	<b>21 70%</b>	
<b>wins CZE</b>	<b>2 67%</b>	<b>9 53%</b>	<b>1 100%</b>	<b>5 28%</b>	<b>2 29%</b>	<b>4 29%</b>	<b>23 38%</b>					
<b>Dz</b>		<b>3 33%</b>		<b>3 30%</b>	<b>1 25%</b>	<b>2 29%</b>	<b>9 30%</b>					
<b>Nz</b>		<b>3 60%</b>		<b>1 17%</b>	<b>1 33%</b>	<b>0 0%</b>	<b>5 33%</b>					
<b>Az</b>	<b>2 67%</b>	<b>3 100%</b>	<b>1 100%</b>	<b>1 50%</b>		<b>2 33%</b>	<b>9 60%</b>					

<b>Legend:</b>	<b>Att.</b> Attacking	<b>Az</b> Attacking zone	<b>Def.</b> Defending	<b>Dz</b> Defending zone
<b>No.</b> Jersey number	<b>Nz</b> Neutral zone	<b>Tot.</b> Total face-offs played		



## Line-Ups

Formazioni / Composition des équipes

### JPN - SWE

#### Referees

29 COOKE Kelly (USA), 10 McKENNA Michelle (CAN)

#### Goalkeepers

Team: JPN

##### No. Name

30 HALLORAN Rei  
31 KAWAGUCHI Riko

#### Team Line-ups

Team: JPN (White)

##### No. Pos. Name

3	D	SHIGA Aoi
6	D	SATO Kohane
11	F	SHIGA Akane
14	F	TOKO Haruka
15	F	UKITA Rui
2	D	KOIKE Shiori +C
8	D	HOSOYAMADA Akane +A
13	F	WAJIMA Yumeka
18	F	MAEDA Suzuka
24	F	MIURA Mei
4	D	HITOSATO Ayaka +A
7	D	SEKI Kanami
19	F	ITO Makoto
40	F	NORO Rio
41	F	NORO Riri
5	D	YAMASHITA Shiori
9	D	AKIMOTO Nana
17	F	TADA Ai
27	F	KOYAMA Remi
91	F	ODAIRA Umeka

Head Coach: IIZUKA Yuji

#### NOT DRESSED:

20 GK MASUHARA Miyuu

#### Linespersons

7 CLARKE Alexandra (CAN), 64 SAARIMAKI Tiina (FIN)

Team: SWE

##### No. Name

1 SVENSSON TRAFF Ebba  
30 SODERBERG Emma

Team: SWE (Blue)

##### No. Pos. Name

7	D	JUNGAKER Mira
12	D	NYLEN PERSSON Maja
8	F	SVENSSON Hilda
23	F	JOHANSSON Thea
26	F	OLSSON Hanna +A
55	D	RAUNIO Jenna
71	D	KJELLBIN Anna +C
15	F	JOHANSSON Lisa
19	F	HJALMARSSON Sara +A
22	F	THUVIK Hanna
9	D	ADOLFSSON Jessica
14	D	KARLSSON Ida
11	F	BOUVENG Josefin
17	F	LUNDIN Sofie
34	F	HALLIN Mira
4	D	ANDERSSON Linnea
24	F	HEDQVIST Ebba
25	F	LJUNGBLOM Lina
89	F	HALL Nicole
29	F	WIKNER ZIENKIEWICZ Felizia

Head Coach: LUNDBERG Ulf

#### NOT DRESSED:

35 GK HOLM Tindra

#### Legend:

<b>+A</b>	Alternate Captain	<b>+C</b>	Captain	<b>D</b>	Defender	<b>F</b>	Forward
<b>No.</b>	Jersey number	<b>Pos.</b>	Position				



## Graphical Line-ups

Schema grafico formazioni / Alignments

### JPN - SWE

#### Referees

29 COOKE Kelly (USA), 10 McKENNA Michelle (CAN)

#### Linespersons

7 CLARKE Alexandra (CAN), 64 SAARIMAKI Tiina (FIN)

Team: JPN - Japan (White)

Head Coach: IIZUKA Yuji

S1 31 KAWAGUCHI Riko		
30 HALLORAN Rei		
S4 11 SHIGA Akane	S5 14 TOKO Haruka	S6 15 UKITA Rui
S2 3 SHIGA Aoi	S3 6 SATO Kohane	
13 WAJIMA Yumeka	18 MAEDA Suzuka	24 MIURA Mei
2 KOIKE Shiori +C		8 HOSoyAMADA Akane +A
19 ITO Makoto	40 NORO Rio	41 NORO Riri
7 SEKI Kanami		4 HITOSATO Ayaka +A
17 TADA Ai	91 ODAIRA Umeka	27 KOYAMA Remi
5 YAMASHITA Shiori		9 AKIMOTO Nana

Team: SWE - Sweden (Blue)

Head Coach: LUNDBERG Ulf

S1 1 SVENSSON TRAFF Ebba		
30 SODERBERG Emma		
8 SVENSSON Hilda	26 OLSSON Hanna +A	23 JOHANSSON Thea
7 JUNGAKER Mira		12 NYLEN PERSSON Maja
15 JOHANSSON Lisa	19 HJALMARSSON Sara +A	22 THUVIK Hanna
55 RAUNIO Jenna		71 KJELLBIN Anna +C
S6 34 HALLIN Mira	S5 17 LUNDIN Sofie	S4 11 BOUVENG Josefin
S2 9 ADOLFSSON Jessica	S3 14 KARLSSON Ida	
24 HEDQVIST Ebba	25 LJUNGBLOM Lina	89 HALL Nicole
4 ANDERSSON Linnea		
29 WIKNER ZIENKIEWICZ Felizia		

#### Legend:

+A Alternate Captain

+C Captain

Sn

Starting position



TUE 10 FEB 2026

Start Time 12:10  
End Time 14:19

Preliminary round - Group B, Game 17

Turno preliminare - Gruppo B, Partita 17 / Tour preliminaire - Groupe B, Match 17

### Game Summary

Tabella riassuntiva partita / Resume du match

**JPN - SWE 0 - 4 (0 - 1, 0 - 2, 0 - 1)**

Spectators	Referees	Linespersons
3100	29 COOKE Kelly (USA) , 10 McKENNA Michelle (CAN)	7 CLARKE Alexandra (CAN) , 64 SAARIMAKI Tiina (FIN)

#### Team Statistics

Period	Score	SVS	SOG	PIM	TPP	PPG	SHG
1	0 : 1	8 : 6	6 : 9	2 : 0	0:00 : 2:00	0 : 0	0 : 0
2	0 : 2	12 : 6	6 : 14	0 : 2	2:00 : 0:00	0 : 0	0 : 0
3	0 : 1	7 : 8	8 : 8	6 : 4	0:18 : 0:59	0 : 1	0 : 0
<b>Total</b>	<b>0 : 4</b>	<b>27 : 20</b>	<b>20 : 31</b>	<b>8 : 6</b>	<b>2:18 : 2:59</b>	<b>0 : 1</b>	<b>0 : 0</b>

#### 1st Period

Action	Time	ET/Res	Team	Type	No.	Name	(G)	Name of Assistant(s) / Action Description
GK	00:00		JPN		31	KAWAGUCHI R		- Goalkeeper in
GK	00:00		SWE		1	SVENSSON TRAFF E		- Goalkeeper in
<b>Goal</b>	<b>05:25</b>	<b>0 : 1</b>	<b>SWE</b>	<b>EQ</b>	<b>22</b>	<b>THUVIK H</b>	(2)	19 HJALMARSSON S On Ice JPN 31 3 6 11 14 15 SWE 1 7 12 15 19 22
Penalty	08:42	10:42	JPN	2 min.	7	SEKI K		- Cross-Checking

#### 2nd Period

Action	Time	ET/Res	Team	Type	No.	Name	(G)	Name of Assistant(s) / Action Description
<b>Goal</b>	<b>25:36</b>	<b>0 : 2</b>	<b>SWE</b>	<b>EQ</b>	<b>11</b>	<b>BOUVENG J</b>	(1)	55 RAUNIO J On Ice JPN 31 3 6 11 14 15 SWE 1 11 17 34 55 71
Penalty	33:52	35:52	SWE	2 min.	7	JUNGAKER M		- Interference
<b>Goal</b>	<b>37:30</b>	<b>0 : 3</b>	<b>SWE</b>	<b>EQ</b>	<b>34</b>	<b>HALLIN M</b>	(1)	11 BOUVENG J On Ice JPN 31 4 7 19 24 40 12 NYLEN PERSSON M SWE 1 9 11 14 17 34

#### 3rd Period

Action	Time	ET/Res	Team	Type	No.	Name	(G)	Name of Assistant(s) / Action Description
Penalty	40:25	41:06	JPN	2 min.	15	UKITA R		- Slashing
<b>Goal</b>	<b>41:06</b>	<b>0 : 4</b>	<b>SWE</b>	<b>PP1</b>	<b>26</b>	<b>OLSSON H</b>	(2)	12 NYLEN PERSSON M On Ice JPN 31 2 8 19 24 23 JOHANSSON T SWE 1 11 12 19 23 26 *
GK	46:42		JPN		30	HALLORAN R		- Goalkeeper in 31 KAWAGUCHI R - Goalkeeper out
Penalty	52:13	54:13	JPN	2 min.	11	SHIGA A		- Roughing
Penalty	52:13	54:13	SWE	2 min.	7	JUNGAKER M		- Holding
Penalty	57:30	59:30	SWE	2 min.	14	KARLSSON I		- Interference
Penalty	57:48	59:48	JPN	2 min.	3	SHIGA A		- Roughing
GK	60:00		JPN					30 HALLORAN R - Goalkeeper out
GK	60:00		SWE					1 SVENSSON TRAFF E - Goalkeeper out

#### Goalkeeper Records

Team : JPN - Japan

No.	Name	SOG	SVS	MIP
31	KAWAGUCHI Riko	26	22	46:42
30	HALLORAN Rei	5	5	13:18

Team : SWE - Sweden

No.	Name	SOG	SVS	MIP
1	SVENSSON TRAFF Ebba	20	20	60:00
30	SODERBERG Emma			

#### Game Statistics

Team : JPN (White)

Head Coach : IIZUKA Yuji

No.	Pos.	Name	Shots on Goal							FO%	Time on Ice											
			G	A	P	PIM	FO+	FO-	FO+/-		1	2	3	OT	TS	+/-	1	2	3	OT	TOT	SHF
3	D	SHIGA Aoi	0	0	0	2	0	0	0	0.00	1	0	0	1	-2	6:18	6:29	5:02		17:49	24	0:44
6	D	SATO Kohane	0	0	0	0	0	0	0	0.00	0	0	0	0	-2	5:58	6:56	6:06		19:00	22	0:51
11	F	SHIGA Akane	0	0	0	2	0	0	0	0.00	1	1	1	3	-2	6:02	7:36	6:01		19:39	18	1:05
14	F	TOKO Haruka	0	0	0	0	10	8	2	55.56	0	0	1	1	-2	5:12	5:43	6:40		17:35	18	0:58
15	F	UKITA Rui	0	0	0	2	0	4	-4	0.00	1	0	1	2	-2	6:04	9:12	7:21		22:37	21	1:04



Head Coach : IIZUKA Yuji										Shots on Goal				Time on Ice									
No.	Pos.	Name	G	A	P	PIM	FO+	FO-	FO+/-	FO%	1	2	3	OT	TS	+/-	1	2	3	OT	TOT	SHF	AVG
2	D	KOIKE Shiori +C	0	0	0	0	0	0	0	0.00	0	1	1		2	0	7:36	5:38	5:35		18:49	22	0:51
8	D	HOSOYAMADA Akane +A	0	0	0	0	0	0	0	0.00	1	0	0		1	0	7:31	7:15	4:15		19:01	23	0:49
13	F	WAJIMA Yumeka	0	0	0	0	0	0	0	0.00	1	1	2		4	0	5:33	4:52	4:47		15:12	20	0:45
18	F	MAEDA Suzuka	0	0	0	0	4	7	-3	36.36	0	0	0		0	0	7:48	4:10	5:34		17:32	21	0:50
24	F	MIURA Mei	0	0	0	0	0	0	0	0.00	1	1	0		2	-1	6:26	7:02	4:59		18:27	20	0:55
4	D	HITOSATO Ayaka +A	0	0	0	0	0	0	0	0.00	0	1	0		1	-1	5:08	5:49	4:30		15:27	23	0:40
7	D	SEKI Kanami	0	0	0	2	0	0	0	0.00	0	0	1		1	-1	6:36	4:19	6:11		17:06	24	0:42
19	F	ITO Makoto	0	0	0	0	1	1	0	50.00	0	0	0		0	-1	6:45	3:41	3:51		14:17	18	0:47
40	F	NORO Rio	0	0	0	0	3	3	0	50.00	0	0	0		0	-1	5:01	4:02	3:42		12:45	16	0:47
41	F	NORO Riri	0	0	0	0	0	0	0	0.00	0	0	0		0	0	5:26	5:01	2:56		13:23	17	0:47
5	D	YAMASHITA Shiori	0	0	0	0	0	0	0	0.00	0	0	0		0	0	0:30	1:32	5:16		7:18	9	0:48
9	D	AKIMOTO Nana	0	0	0	0	0	0	0	0.00	0	0	0		0	0	0:51	2:02	3:15		6:08	7	0:52
17	F	TADA Ai	0	0	0	0	0	0	0	0.00	0	0	1		1	0	5:52	3:05	4:07		8:04	8	1:00
27	F	KOYAMA Remi	0	0	0	0	0	0	0	0.00	0	0	0		0	0	2:06	3:02	3:56		9:04	9	1:00
91	F	ODAIRA Umeka	0	0	0	0	1	0	1	100.00	0	1	0		1	0	0:15	2:34	3:14		6:03	7	0:51
30	GK	HALLORAN Rei	0	0	0	0					0	0	0		0								
31	GK	KAWAGUCHI Riko	0	0	0	0					0	0	0		0								
<b>Total</b>			<b>0</b>	<b>0</b>	<b>0</b>	<b>8</b>	<b>19</b>	<b>23</b>	<b>-4</b>	<b>45.24</b>	<b>6</b>	<b>6</b>	<b>8</b>		<b>20</b>								

**Team : SWE (Blue)**

Head Coach : LUNDBERG Ulf										Shots on Goal				Time on Ice									
No.	Pos.	Name	G	A	P	PIM	FO+	FO-	FO+/-	FO%	1	2	3	OT	TS	+/-	1	2	3	OT	TOT	SHF	AVG
7	D	JUNGAKER Mira	0	0	0	4	0	0	0	0.00	0	0	0		0	+1	6:22	6:04	6:08		18:34	26	0:42
8	F	SVENSSON Hilda	0	0	0	0	0	0	0	0.00	0	0	0		0	0	1:32	0:00	0:00		1:32	2	0:46
12	D	NYLEN PERSSON Maja	0	2	2	0	0	0	0	0.00	2	1	0		3	+1	6:58	7:25	8:09		22:32	27	0:50
23	F	JOHANSSON Thea	0	1	1	0	0	0	0	0.00	0	1	2		3	0	5:47	5:48	6:08		17:43	20	0:53
26	F	OLSSON Hanna +A	1	0	1	0	1	7	-6	12.50	0	0	1		1	0	6:22	3:58	5:07		15:27	17	0:54
15	F	JOHANSSON Lisa	0	0	0	0	0	0	0	0.00	0	2	1		3	+1	2:00	5:38	4:09		11:47	13	0:54
19	F	HJALMARSSON Sara +A	0	1	1	0	8	4	4	66.67	2	0	0		2	+1	5:59	6:37	6:02		18:38	21	0:53
22	F	THUVIK Hanna	1	0	1	0	0	0	0	0.00	1	0	0		1	+1	4:37	5:47	4:50		15:14	19	0:48
55	D	RAUNIO Jenna	0	1	1	0	0	0	0	0.00	0	1	0		1	+1	7:46	4:59	4:49		17:34	19	0:55
71	D	KJELLBIN Anna +C	0	0	0	0	0	0	0	0.00	0	1	1		2	+1	6:23	6:42	6:52		19:57	25	0:47
9	D	ADOLFSSON Jessica	0	0	0	0	0	0	0	0.00	0	0	0		0	+1	4:44	6:33	6:49		18:06	22	0:49
11	F	BOUVENG Josefin	1	1	2	0	0	0	0	0.00	2	3	1		6	+2	5:47	3:44	5:36		15:07	19	0:47
14	D	KARLSSON Ida	0	0	0	2	0	0	0	0.00	0	0	0		0	+1	5:38	6:52	4:49		17:19	21	0:49
17	F	LUNDIN Sofie	0	0	0	0	3	3	0	50.00	2	1	0		3	+2	5:40	4:11	4:27		14:18	16	0:53
34	F	HALLIN Mira	1	0	1	0	0	0	0	0.00	0	2	1		3	+2	6:45	3:46	4:13		14:44	17	0:52
4	D	ANDERSSON Linnea	0	0	0	0	0	0	0	0.00	0	0	0		0	0	1:23	1:30	1:49		4:42	6	0:47
24	F	HEDQVIST Ebba	0	0	0	0	3	0	3	100.00	0	0	1		1	0	3:13	4:43	5:04		13:00	16	0:48
25	F	LJUNGBLOM Lina	0	0	0	0	8	5	3	61.54	0	1	0		1	0	5:07	4:03	4:46		13:56	17	0:49
89	F	HALL Nicole	0	0	0	0	0	0	0	0.00	0	0	0		0	0	4:17	5:20	4:13		13:50	16	0:51
29	F	WIKNER ZIENKIEWICZ Felizia	0	0	0	0	0	0	0	0.00	0	1	0		1	0	3:49	4:19	3:59		12:07	13	0:55
1	GK	SVENSSON TRAFF Ebba	0	0	0	0					0	0	0		0								
30	GK	SODERBERG Emma	0	0	0	0					0	0	0		0								
<b>Total</b>			<b>4</b>	<b>6</b>	<b>10</b>	<b>6</b>	<b>23</b>	<b>19</b>	<b>4</b>	<b>54.76</b>	<b>9</b>	<b>14</b>	<b>8</b>		<b>31</b>								

**Group B**

R	Team	GP	W	OTW	OTL	L	GDF	GF : GA	PTS
1	SWE	4	4	0	0	0	+16	18 : 2	12
2	ITA	3	2	0	0	1	-1	8 : 9	6
3	GER	3	1	1	0	1	+1	8 : 7	5
4	JPN	4	1	0	0	3	-7	7 : 14	3
5	FRA	4	0	0	1	3	-9	4 : 13	1

	FRA	GER	ITA	JPN	SWE
FRA		1:2	1:4	2:3	0:4
GER	2:1		TUE 10 FEB 16:40	5:2	1:4
ITA	4:1	TUE 10 FEB 16:40		3:2	1:6
JPN	3:2	2:5	2:3		0:4
SWE	4:0	4:1	6:1	4:0	



Legend:		
<b>(G)</b> Goals in tournament	*	Does not count for Plus/minus
<b>+C</b> Captain	<b>A</b>	Assists
<b>EQ</b> Equal strength	<b>ET/Res</b>	Penalty end time/Result of game
<b>FO+</b> Face-offs won	<b>FO-</b>	Face-offs lost
<b>GA</b> Goals against	<b>GDF</b>	Goal difference
<b>GP</b> Games played	<b>L</b>	Losses
<b>OT</b> Overtime	<b>OTL</b>	Overtime losses
<b>PIM</b> Penalties in minutes	<b>Pos.</b>	Position
<b>PTS</b> Points	<b>R</b>	Rank
<b>SOG</b> Shots on goal	<b>SVS</b>	Saves
<b>TS</b> Total shots	<b>W</b>	Wins
	<b>+/-</b>	Plus/minus net
	<b>AVG</b>	Average time on ice / shift
	<b>F</b>	Forward
	<b>FO+/-</b>	Face-offs net
	<b>GF</b>	Goals for
	<b>MIP</b>	Minutes in play (GK)
	<b>OTW</b>	Overtime wins
	<b>PP1</b>	Power play - 1 player
	<b>SHF</b>	Number of shifts
	<b>TOT</b>	Total
	<b>+A</b>	Alternate Captain
	<b>D</b>	Defender
	<b>FO%</b>	% Face-offs won
	<b>G</b>	Goals
	<b>GK</b>	Goalkeeper
	<b>No.</b>	Jersey number
	<b>P</b>	Points
	<b>PPG</b>	Power play goals
	<b>SHG</b>	Shorthanded goals
	<b>TPP</b>	Time on power play



Shot Chart

Tabella azioni di tiro / Analyse des tirs

JPN - SWE



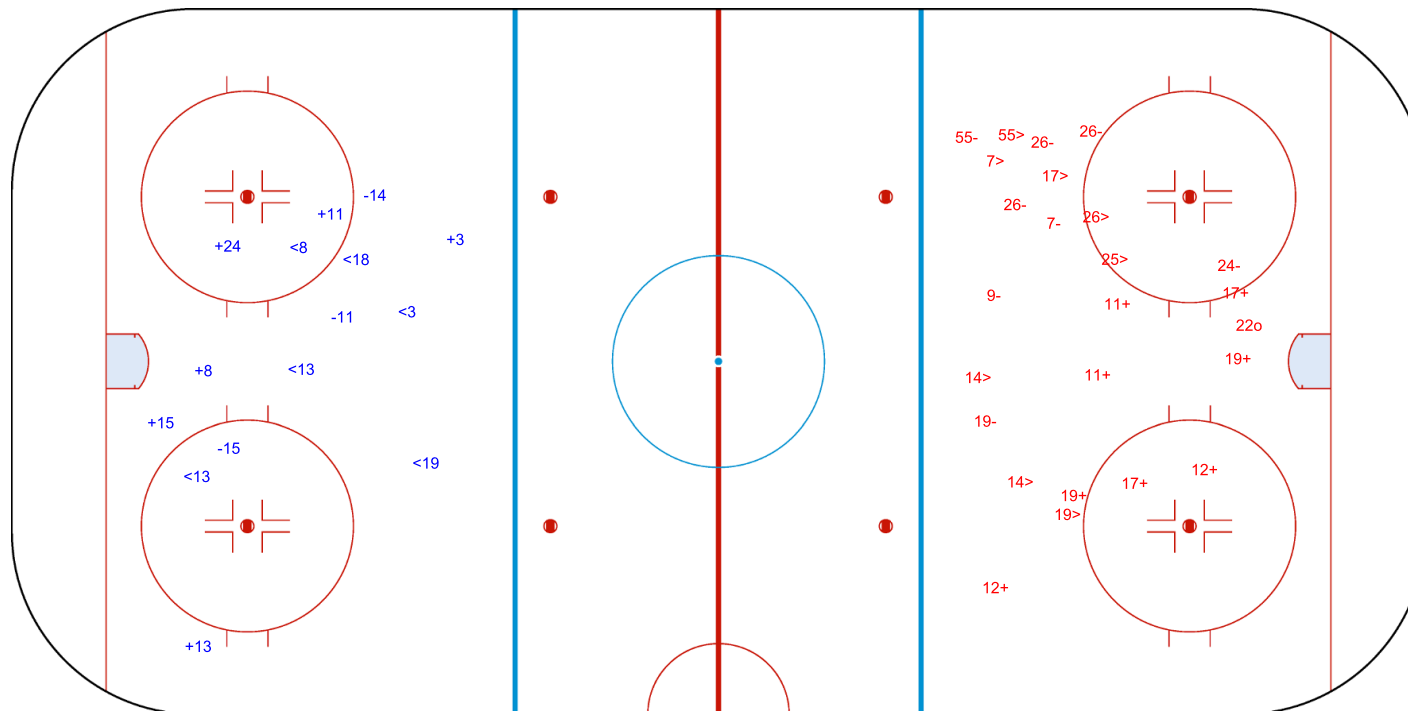
1st Period




Shots by JPN  
Goal (o): 0  
Block (<): 6  
Save (+): 6  
Miss (-): 3



GK 1 of SWE



Shots by SWE  
Goal (o): 1  
Block (>): 8  
Save (+): 8  
Miss (-): 8



GK 31 of JPN



Milano Rho Ice Hockey

TUE 10 FEB 2026  
Start Time 12:10

Ice Hockey  
Hockey su ghiaccio / Hockey sur glace

Women  
Donne / Femmes

Preliminary round - Group B, Game 17

Turno preliminare - Gruppo B, Partita 17 / Tour preliminaire - Groupe B, Match 17



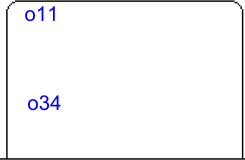
Shots by SWE

Goal (o): 2

Save (+): 12

Block (<): 7

Miss (-): 2



GK 31 of JPN



2nd Period




Shots by JPN

Goal (o): 0

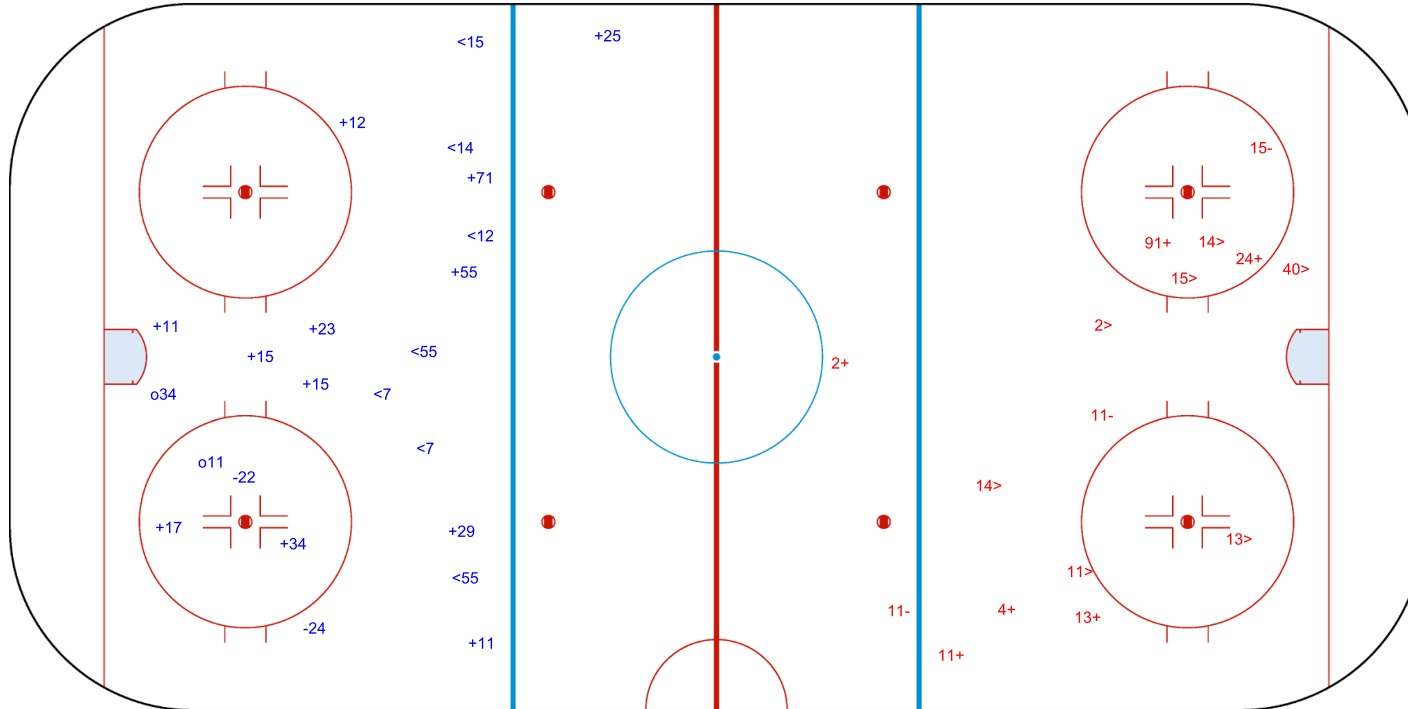
Save (+): 6

Block (>): 7

Miss (-): 3



GK 1 of SWE





Shots by JPN  
Goal (o): 0  
Block (<): 4

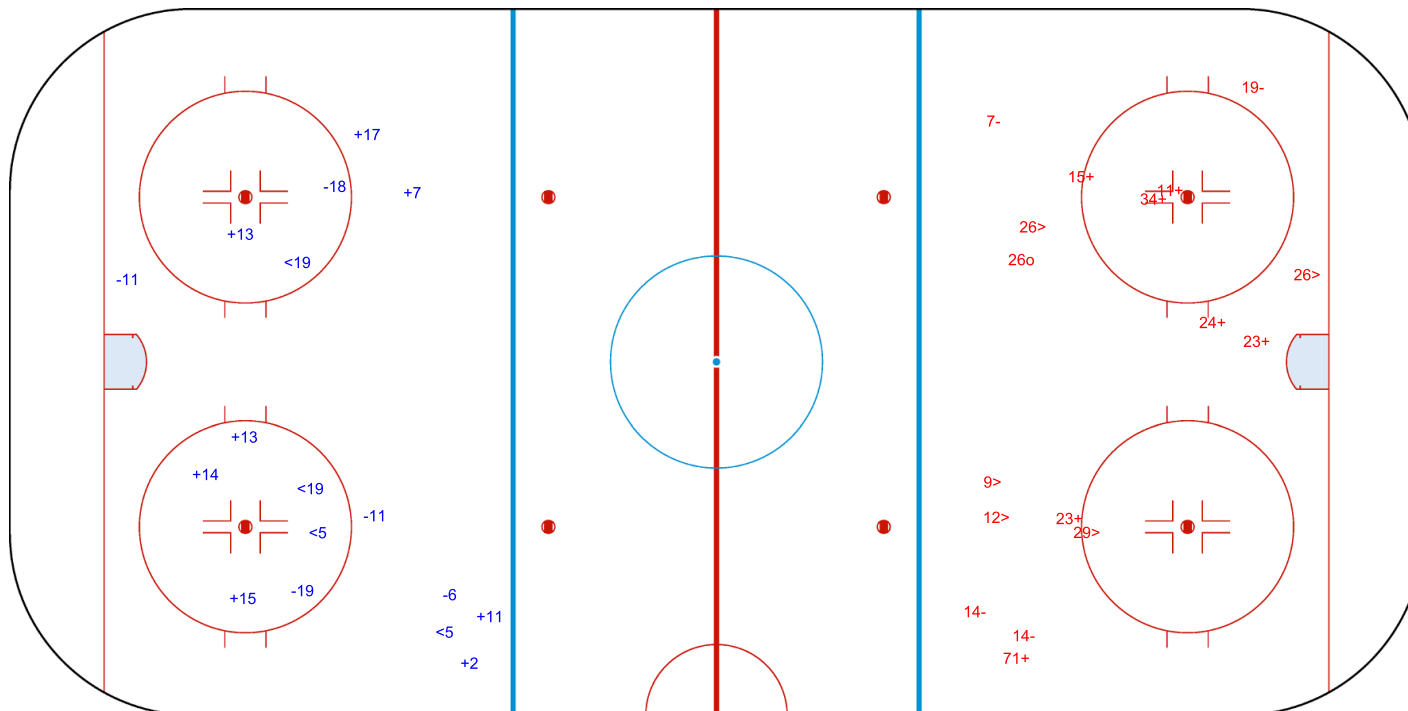
Save (+): 8  
Miss (-): 5



GK 1 of SWE



3rd Period




Shots by SWE  
Goal (o): 1  
Block (>): 5

Save (+): 7  
Miss (-): 4



GK 30 of JPN



GK 31 of JPN

Legend: GK Goalkeeper



## Face-off Chart

Tabella ingaggi / Statistiques des mises en jeu

### JPN - SWE

#### 1st PERIOD

	JPN		SWE		JPN		SWE		Total wins all zones	
	Def. zone	Att. zone	Neutral zone		Att. zone	Def. zone	JPN	SWE	JPN	SWE
	+ 14	- 19	- 14	+ 17	+ 14	- 17				
	- 40	+ 19	- 14	+ 25						
	- 18	+ 19	- 18	+ 25						
	+ 19	- 25	+ 14	- 26						
	- 14	+ 19								
Total wins / period	2 / 40%	3 / 60%	1 / 25%	3 / 75%	1 / 100%	0 / 0%	4 / 40%	6 / 60%		

#### 2nd PERIOD

	JPN		SWE		JPN		SWE		Total wins all zones	
	Def. zone	Att. zone	Neutral zone		Att. zone	Def. zone	JPN	SWE	JPN	SWE
	- 40	+ 26	+ 14	- 26	+ 14	- 19				
	+ 14	- 17	- 18	+ 25	+ 18	- 25				
	- 15	+ 19	- 15	+ 24	+ 18	- 25				
	+ 14	- 26	- 40	+ 25	+ 14	- 19				
	- 18	+ 19			- 15	+ 24				
	- 18	+ 19			- 14	+ 25				
Total wins / period	2 / 33%	4 / 67%	1 / 25%	3 / 75%	4 / 67%	2 / 33%	7 / 44%	9 / 56%		

#### 3rd PERIOD

	JPN		SWE		JPN		SWE		Total wins all zones	
	Def. zone	Att. zone	Neutral zone		Att. zone	Def. zone	JPN	SWE	JPN	SWE
	- 19	+ 19	+ 14	- 26	+ 40	- 25				
	- 14	+ 17	+ 18	- 25	- 18	+ 25				
	+ 14	- 17	+ 91	- 19	+ 40	- 26				
	+ 40	- 26	+ 18	- 26	- 15	+ 19				
	- 14	+ 25								
	- 18	+ 24								
	- 14	+ 17								
	- 14	+ 25								
Total wins / period	2 / 25%	6 / 75%	4 / 100%	0 / 0%	2 / 50%	2 / 50%	8 / 50%	8 / 50%		



TOTAL

Total wins / game	JPN	SWE	Neutral zone		JPN	SWE	Total wins all zones	
	Def. zone	Att. zone			Att. zone	Def. zone	JPN	SWE
	6 / 32%	13 / 68%	6 / 50%	6 / 50%	7 / 64%	4 / 36%	19 / 45%	23 / 55%

HEAD TO HEAD

		SWE					Tot.	wins JPN	Dz	Nz	Az
No.		17	19	24	25	26					
JPN	14	3 - 3	3 - 1		0 - 4	4 - 0	18	10 56%	4 44%	3 60%	3 75%
	15		0 - 2	0 - 2			4	0 0%	0 0%	0 0%	0 0%
	18		0 - 3	0 - 1	3 - 3	1 - 0	11	4 36%	0 0%	2 50%	2 67%
	19		0 - 1		1 - 0		2	1 50%	1 50%		
	40		0 - 1		1 - 1	2 - 1	6	3 50%	1 33%	0 0%	2 100%
	91		1 - 0				1	1 100%		1 100%	
<b>Tot.</b>		6	12	3	13	8	42	19 45%	6 32%	6 50%	7 64%
<b>wins SWE</b>		3 50%	8 67%	3 100%	8 62%	1 13%	23 55%				
<b>Dz</b>		0 0%	1 33%	1 100%	2 40%	0 0%	4 36%				
<b>Nz</b>		1 100%	0 0%	1 100%	4 80%	0 0%	6 50%				
<b>Az</b>		2 50%	7 88%	1 100%	2 67%	1 33%	13 68%				

<b>Legend:</b>	<b>Att.</b> Attacking	<b>Az</b> Attacking zone	<b>Def.</b> Defending	<b>Dz</b> Defending zone
<b>No.</b> Jersey number	<b>Nz</b> Neutral zone	<b>Tot.</b> Total face-offs played		



## Line-Ups

Formazioni / Composition des équipes

### ITA - GER

#### Referees

14 HENRIKSSON Ida (SWE), 13 MURRAY Cianna (CAN)

#### Goalkeepers

Team: ITA

No.	Name
1	DURANTE Gabriella
25	FEDEL Martina

#### Team Line-ups

Team: ITA (Blue)

No.	Pos.	Name
18	D	STOCKER Franziska
93	D	MATTIVI Nadia +C
8	F	CAUMO Anna
11	F	REYES Justine
19	F	DELLA ROVERE Kristin
13	D	LOBIS Laura
77	D	FORTINO Laura +A
10	F	ABATANGELO Aurora
17	F	FANTIN Matilde
82	F	TUTINO Kayla +A
2	D	VARANO Amie
27	D	GUERRIERO Kristen
3	F	HEIDENBERGER Manuela
12	F	ROCCELLA Rebecca
15	F	NICCOLAI Greta
55	D	PIERRI Jacquie
4	F	SALETTA Carola
21	F	MAZZOCCHI Marta
22	F	KANEPPELE Sara
14	F	BONAFINI Eleonora

Head Coach: BOUCHARD Eric

#### NOT DRESSED:

66 GK OSTONI Margherita

#### Linespersons

84 CAMERON-WARD Jennifer (USA), 60 ZACH Erin (CAN)

Team: GER

No.	Name
35	ABSTREITER Sandra
70	HEMMERLE Lisa

Team: GER (Yellow)

No.	Pos.	Name
8	D	HARK Ronja +A
20	D	GLEISSNER Daria +C
11	F	HADRASCHEK Nicola
17	F	NIX Emily
25	F	KLUGE Laura +A
14	D	STROBEL Carina
28	D	JOBST-SMITH Katarina
9	F	VOIGT Svenja
13	F	WELCKE Luisa
23	F	WELCKE Lilli
5	D	SCHAFFRATH Charlott
44	D	HOPPE Hanna
7	F	FELDMEIER Franziska
16	F	SCHIEFER Jule
34	F	HAIDER Celina
26	D	SCHMITZ Tara
10	F	HACKELSMILLER Katharina
29	F	CHRISTOF Nina
41	F	HEINE Mathilda
71	F	BARTSCH Anne

Head Coach: MACLEOD Jeff

#### NOT DRESSED:

75 GK SCHULTES Chiara

Legend:					
+A	Alternate Captain	+C	Captain	D	Defender
No.	Jersey number	Pos.	Position	F	Forward



## Graphical Line-ups

Schema grafico formazioni / Alignments

### ITA - GER

**Referees**

14 HENRIKSSON Ida (SWE), 13 MURRAY Cianna (CAN)

**Linespersons**

84 CAMERON-WARD Jennifer (USA), 60 ZACH Erin (CAN)

**Team:** ITA - Italy (Blue)

**Head Coach:** BOUCHARD Eric

S1 1 DURANTE Gabriella		
25 FEDEL Martina		
S4 8 CAUMO Anna	S6 19 DELLA ROVERE Kristin	S5 11 REYES Justine
S3 93 MATTIVI Nadia +C	S2 18 STOCKER Franziska	
10 ABATANGELO Aurora	17 FANTIN Matilde	82 TUTINO Kayla +A
13 LOBIS Laura	77 FORTINO Laura +A	
12 ROCCELLA Rebecca	15 NICCOLAI Greta	3 HEIDENBERGER Manuela
27 GUERRIERO Kristen	2 VARANO Amie	
22 KANEPPELE Sara	4 SALETTA Carola	21 MAZZOCCHI Marta
55 PIERRI Jacquie		
		14 BONAFINI Eleonora

**Team:** GER - Germany (Yellow)

**Head Coach:** MACLEOD Jeff

S1 35 ABSTREITER Sandra		
70 HEMMERLE Lisa		
S4 11 HADRASCHEK Nicola	S6 25 KLUGE Laura +A	S5 17 NIX Emily
S3 20 GLEISSNER Daria +C	S2 8 HARK Ronja +A	
9 VOIGT Svenja	23 WELCKE Lilli	13 WELCKE Luisa
14 STROBEL Carina	28 JOBST-SMITH Katarina	
16 SCHIEFER Jule	7 FELDMEIER Franziska	34 HAIDER Celina
5 SCHAFFRATH Charlott	44 HOPPE Hanna	
41 HEINE Mathilda	71 BARTSCH Anne	29 CHRISTOF Nina
26 SCHMITZ Tara	10 HACKELSMILLER Katharina	

**Legend:**

+A Alternate Captain      +C Captain      Sn Starting position



## Game Summary

Tabella riassuntiva partita / Resume du match

**ITA - GER 1 - 2 (0 - 0 , 1 - 1 , 0 - 1)**

Spectators	Referees	Linespersons
3898	14 HENRIKSSON Ida (SWE) , 13 MURRAY Cianna (CAN)	84 CAMERON-WARD Jennifer (USA) , 60 ZACH Erin (CAN)

### Team Statistics

Period	Score	SVS	SOG	PIM	TPP	PPG	SHG
1	0 : 0	11 : 10	10 : 11	2 : 4	4:00 : 2:00	0 : 0	0 : 0
2	1 : 1	2 : 8	9 : 3	2 : 2	2:00 : 2:00	0 : 0	0 : 0
3	0 : 1	9 : 5	5 : 10	6 : 2	2:00 : 6:00	0 : 0	0 : 0
<b>Total</b>	<b>1 : 2</b>	<b>22 : 23</b>	<b>24 : 24</b>	<b>10 : 8</b>	<b>8:00 : 10:00</b>	<b>0 : 0</b>	<b>0 : 0</b>

### 1st Period

Action	Time	ET/Res	Team	Type	No.	Name	(G) Name of Assistant(s) / Action Description
GK	00:00		GER		35	ABSTREITER S	- Goalkeeper in
GK	00:00		ITA		1	DURANTE G	- Goalkeeper in
Penalty	03:34	05:34	GER	2 min.	13	WELCKE L	- Slashing
Penalty	12:12	14:12	ITA	2 min.	8	CAUMO A	- Illegal Hit
Penalty	15:52	17:52	GER	2 min.	-	Team penalty	- Delaying the Game / Served by: 17 NIX E

### 2nd Period

Action	Time	ET/Res	Team	Type	No.	Name	(G) Name of Assistant(s) / Action Description
<b>Goal</b>	<b>20:21</b>	<b>1 : 0</b>	<b>ITA</b>	<b>EQ</b>	<b>11</b>	<b>REYES J</b>	(1) 8 CAUMO A On Ice ITA 1 8 11 18 19 93 19 DELLA ROVERE K GER 35 9 13 14 23 28
Penalty	27:21	29:21	ITA	2 min.	93	MATTIVI N	- Tripping
<b>Goal</b>	<b>32:47</b>	<b>1 : 1</b>	<b>GER</b>	<b>EQ</b>	<b>17</b>	<b>NIX E</b>	(2) 25 KLUGE L On Ice ITA 1 2 8 11 18 19 20 GLEISSNER D GER 35 8 11 17 20 25
Penalty	33:51	35:51	GER	2 min.	5	SCHAFFRATH C	- Tripping

### 3rd Period

Action	Time	ET/Res	Team	Type	No.	Name	(G) Name of Assistant(s) / Action Description
Penalty	47:16	49:16	ITA	2 min.	22	KANEPPELE S	- Illegal Hit
Penalty	50:19	52:19	ITA	2 min.	17	FANTIN M	- Interference
Penalty	53:29	55:29	ITA	2 min.	17	FANTIN M	- Kneeing
Penalty	55:47	57:47	GER	2 min.	28	JOBST-SMITH K	- Hooking
<b>Goal</b>	<b>58:31</b>	<b>1 : 2</b>	<b>GER</b>	<b>EQ</b>	<b>25</b>	<b>KLUGE L</b>	(3) 28 JOBST-SMITH K On Ice ITA 1 11 12 19 77 93 GER 35 7 8 16 25 28
Time-out	58:31		ITA				
GK	58:41		ITA				1 DURANTE G - Goalkeeper out
GK	60:00		GER				35 ABSTREITER S - Goalkeeper out

### Goalkeeper Records

Team : ITA - Italy

No.	Name	SOG	SVS	MIP
1	DURANTE Gabriella	24	22	58:41
25	FEDEL Martina			

Team : GER - Germany

No.	Name	SOG	SVS	MIP
35	ABSTREITER Sandra	24	23	60:00
70	HEMMERLE Lisa			

### Game Statistics

Team : ITA (Blue)

Head Coach : BOUCHARD Eric

No. Pos.	Name	G	A	P	PIM	FO+	FO-	FO+/-	FO%	Shots on Goal					+/-	Time on Ice				
										1	2	3	OT	TS		1	2	3	OT	TOT
8	F CAUMO Anna	0	1	1	2	0	0	0	0.00	1	2	0	3	0	9:16	7:37	8:32	25:25	25	1:01
11	F REYES Justine	1	0	1	0	0	0	0	0.00	0	3	0	3	-1	9:32	7:48	8:16	25:36	24	1:04
18	D STOCKER Franziska	0	0	0	0	0	0	0	0.00	0	0	0	0	0	7:43	8:25	8:49	24:57	30	0:49
19	F DELLA ROVERE Kristin	0	1	1	0	16	15	1	51.61	0	2	1	3	-1	10:19	7:45	11:26	29:30	29	1:01
93	D MATTIVI Nadia +C	0	0	0	2	0	0	0	0.00	1	0	0	1	0	10:03	7:39	11:52	29:34	32	0:55
10	F ABATANGELO Aurora	0	0	0	0	0	0	0	0.00	1	0	0	1	0	6:08	6:34	5:26	18:08	25	0:43



TUE 10 FEB 2026

Start Time 16:40  
End Time 19:04

Preliminary round - Group B, Game 18

Turno preliminare - Gruppo B, Partita 18 / Tour préliminaire - Groupe B, Match 18

Head Coach : BOUCHARD Eric										Shots on Goal				Time on Ice									
No.	Pos.	Name	G	A	P	PIM	FO+	FO-	FO+/-	FO%	1	2	3	OT	TS	+/-	1	2	3	OT	TOT	SHF	AVG
13	D	LOBIS Laura	0	0	0	0	0	0	0	0.00	0	0	0	0	0	0	3:48	3:31	4:51		12:10	20	0:36
17	F	FANTIN Matilde	0	0	0	4	6	7	-1	46.15	2	1	2		5	0	8:13	6:34	6:27		21:14	25	0:50
77	D	FORTINO Laura +A	0	0	0	0	0	0	0	0.00	1	1	2		4	-1	10:34	9:02	10:23		29:59	31	0:58
82	F	TUTINO Kayla +A	0	0	0	0	3	6	-3	33.33	0	0	0		0	0	5:06	5:19	7:45		18:10	26	0:41
2	D	VARANO Amie	0	0	0	0	0	0	0	0.00	0	0	0		0	-1	1:32	3:12	1:53		6:37	6	1:06
3	F	HEIDENBERGER Manuela	0	0	0	0	0	0	0	0.00	1	0	0		1	0	1:58	3:27	1:32		6:57	11	0:37
12	F	ROCCELLA Rebecca	0	0	0	0	0	0	0	0.00	1	0	0		1	-1	2:30	2:33	1:38		6:41	14	0:28
15	F	NICCOLAI Greta	0	0	0	0	2	1	1	66.67	0	0	0		0	0	1:04	3:53	2:26		7:23	12	0:36
27	D	GUERRIERO Kristen	0	0	0	0	0	0	0	0.00	1	0	0		1	0	2:19	4:43	2:11		9:13	9	1:01
4	F	SALETTA Carola	0	0	0	0	0	1	-1	0.00	0	0	0		0	0	1:16	1:29	0:00		2:45	5	0:33
21	F	MAZZOCCHI Marta	0	0	0	0	0	0	0	0.00	0	0	0		0	0	0:52	1:57	0:00		2:49	5	0:33
22	F	KANEPPELE Sara	0	0	0	2	0	0	0	0.00	1	0	0		1	0	1:05	2:11	0:50		4:06	7	0:35
55	D	PIERRI Jacquie	0	0	0	0	0	0	0	0.00	0	0	0		0	0	4:18	3:39	1:11		9:08	8	1:08
14	F	BONAFINI Eleonora	0	0	0	0	0	0	0	0.00	0	0	0		0	0	0:12	0:42	0:00		0:54	2	0:27
1	GK	DURANTE Gabriella	0	0	0	0					0	0	0		0								
25	GK	FEDEL Martina	0	0	0	0					0	0	0		0								
<b>Total</b>			<b>1</b>	<b>2</b>	<b>3</b>	<b>10</b>	<b>27</b>	<b>30</b>	<b>-3</b>	<b>47.37</b>	<b>10</b>	<b>9</b>	<b>5</b>		<b>24</b>								

Team : GER (Yellow)																							
Head Coach : MACLEOD Jeff										Shots on Goal				Time on Ice									
No.	Pos.	Name	G	A	P	PIM	FO+	FO-	FO+/-	FO%	1	2	3	OT	TS	+/-	1	2	3	OT	TOT	SHF	AVG
8	D	HARK Ronja +A	0	0	0	0	0	0	0	0.00	0	0	0		0	+2	7:11	8:24	5:33		21:08	31	0:40
11	F	HADRASCHEK Nicola	0	0	0	0	3	8	-5	27.27	0	0	1		1	+1	8:18	5:48	8:21		22:27	30	0:44
17	F	NIX Emily	1	0	1	0	5	5	0	50.00	1	1	1		3	+1	6:39	6:02	5:54		18:35	28	0:39
20	D	GLEISSNER Daria +C	0	1	1	0	0	0	0	0.00	3	0	2		5	+1	9:02	5:54	7:05		22:01	31	0:42
25	F	KLUGE Laura +A	1	1	2	0	0	0	0	0.00	0	0	1		1	+2	7:43	6:31	7:41		21:55	28	0:46
9	F	VOIGT Svenja	0	0	0	0	0	0	0	0.00	1	0	0		1	-1	5:56	5:53	6:05		17:54	25	0:42
13	F	WELCKE Luisa	0	0	0	2	0	0	0	0.00	0	0	1		1	-1	5:28	4:18	6:36		16:22	23	0:42
14	D	STROBEL Carina	0	0	0	0	0	0	0	0.00	0	0	0		0	-1	6:21	8:02	10:56		25:19	32	0:47
23	F	WELCKE Lilli	0	0	0	0	12	5	7	70.59	1	0	0		1	-1	5:48	6:31	6:06		18:25	27	0:40
28	D	JOBST-SMITH Katarina	0	1	1	2	0	0	0	0.00	2	2	4		8	0	8:45	7:18	11:06		27:09	32	0:50
5	D	SCHAFFRATH Charlott	0	0	0	2	0	0	0	0.00	0	0	0		0	0	3:33	5:41	2:01		11:15	19	0:35
7	F	FELDMEIERS Franziska	0	0	0	0	5	2	3	71.43	2	0	0		2	+1	4:59	5:41	5:11		15:51	20	0:47
16	F	SCHIEFER Jule	0	0	0	0	0	0	0	0.00	0	0	0		0	+1	4:02	5:10	4:31		13:43	19	0:43
34	F	HAIDER Celina	0	0	0	0	0	2	-2	0.00	0	0	0		0	0	4:15	5:56	3:29		13:40	18	0:45
44	D	HOPPE Hanna	0	0	0	0	0	0	0	0.00	1	0	0		1	0	3:45	3:32	1:13		8:30	15	0:34
10	F	HACKELSMILLER Katharina	0	0	0	0	0	0	0	0.00	0	0	0		0	0	0:00	0:05	0:00		0:05	1	0:05
26	D	SCHMITZ Tara	0	0	0	0	0	0	0	0.00	0	0	0		0	0	0:00	0:00	0:00		0:00	0	0:00
29	F	CHRISTOF Nina	0	0	0	0	0	0	0	0.00	0	0	0		0	0	0:42	1:23	0:47		2:52	6	0:28
41	F	HEINE Mathilda	0	0	0	0	0	0	0	0.00	0	0	0		0	0	0:42	2:21	1:11		4:14	6	0:42
71	F	BARTSCH Anne	0	0	0	0	5	5	0	50.00	0	0	0		0	0	2:52	3:30	4:14		10:36	14	0:45
35	GK	ABSTREITER Sandra	0	0	0	0					0	0	0		0								
70	GK	HEMMERLE Lisa	0	0	0	0					0	0	0		0								
<b>Total</b>			<b>2</b>	<b>3</b>	<b>5</b>	<b>6</b>	<b>30</b>	<b>27</b>	<b>3</b>	<b>52.63</b>	<b>11</b>	<b>3</b>	<b>10</b>		<b>24</b>								

Group B

R	Team	GP	W	OTW	OTL	L	GDF	GF : GA	PTS
1	SWE	4	4	0	0	0	+16	18 : 2	12
2	GER	4	2	1	0	1	+2	10 : 8	8
3	ITA	4	2	0	0	2	-2	9 : 11	6
4	JPN	4	1	0	0	3	-7	7 : 14	3
5	FRA	4	0	0	1	3	-9	4 : 13	1

	FRA	GER	ITA	JPN	SWE
FRA		1:2	1:4	2:3	0:4
GER	2:1		2:1	5:2	1:4
ITA	4:1	1:2		3:2	1:6
JPN	3:2	2:5	2:3		0:4
SWE	4:0	4:1	6:1	4:0	



**Legend:**

<b>(G)</b>	Goals in tournament	<b>+/-</b>	Plus/minus net	<b>+A</b>	Alternate Captain	<b>+C</b>	Captain
<b>A</b>	Assists	<b>AVG</b>	Average time on ice / shift	<b>D</b>	Defender	<b>EQ</b>	Equal strength
<b>ET/Res</b>	Penalty end time/Result of game	<b>F</b>	Forward	<b>FO%</b>	% Face-offs won	<b>FO+</b>	Face-offs won
<b>FO-</b>	Face-offs lost	<b>FO+/-</b>	Face-offs net	<b>G</b>	Goals	<b>GA</b>	Goals against
<b>GDF</b>	Goal difference	<b>GF</b>	Goals for	<b>GK</b>	Goalkeeper	<b>GP</b>	Games played
<b>L</b>	Losses	<b>MIP</b>	Minutes in play (GK)	<b>No.</b>	Jersey number	<b>OT</b>	Overtime
<b>OTL</b>	Overtime losses	<b>OTW</b>	Overtime wins	<b>P</b>	Points	<b>PIM</b>	Penalties in minutes
<b>Pos.</b>	Position	<b>PPG</b>	Power play goals	<b>PTS</b>	Points	<b>R</b>	Rank
<b>SHF</b>	Number of shifts	<b>SHG</b>	Shorthanded goals	<b>SOG</b>	Shots on goal	<b>SVS</b>	Saves
<b>TOT</b>	Total	<b>TPP</b>	Time on power play	<b>TS</b>	Total shots	<b>W</b>	Wins



Shot Chart

Tabella azioni di tiro / Analyse des tirs

ITA - GER



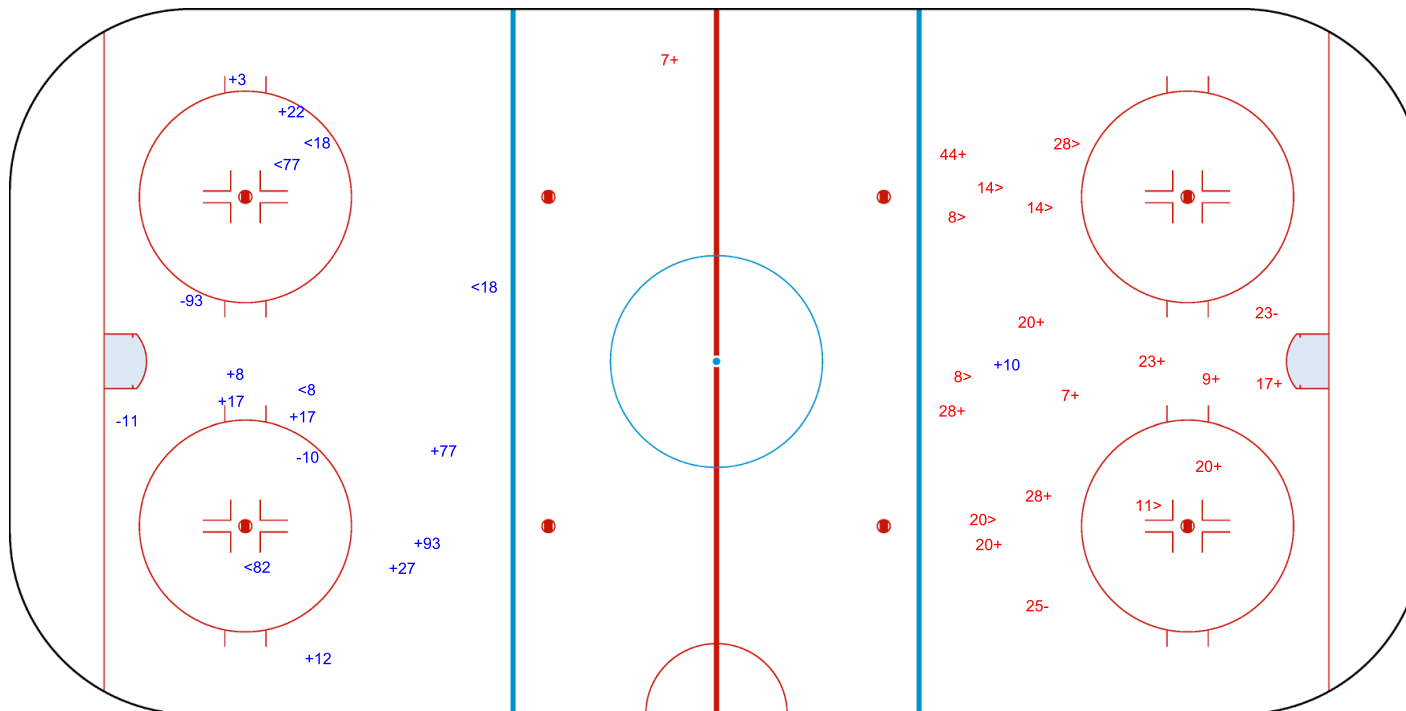
1st Period



Shots by ITA  
Goal (o): 0  
Block (<): 5  
Save (+): 10  
Miss (-): 3



GK 35 of GER



Shots by GER  
Goal (o): 0  
Block (>): 7  
Save (+): 11  
Miss (-): 2




GK 1 of ITA



Shots by GER

Goal (o): 1 Save (+): 2

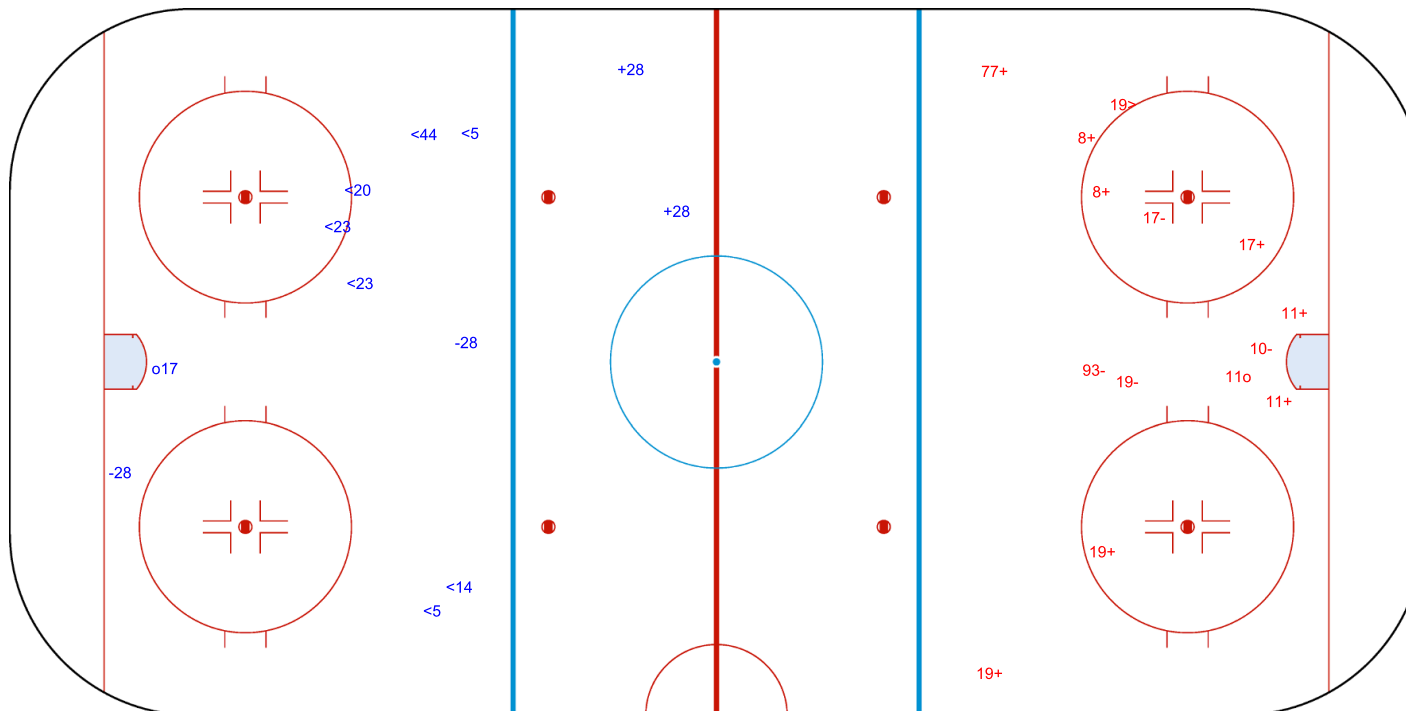
Block (<): 7 Miss (-): 2



GK 1 of ITA




2nd Period



Shots by ITA

Goal (o): 1 Save (+): 8

Block (>): 1 Miss (-): 4



GK 35 of GER



Shots by ITA  
Goal (o): 0  
Block (<): 1  
Save (+): 5  
Miss (-): 5



GK 35 of GER



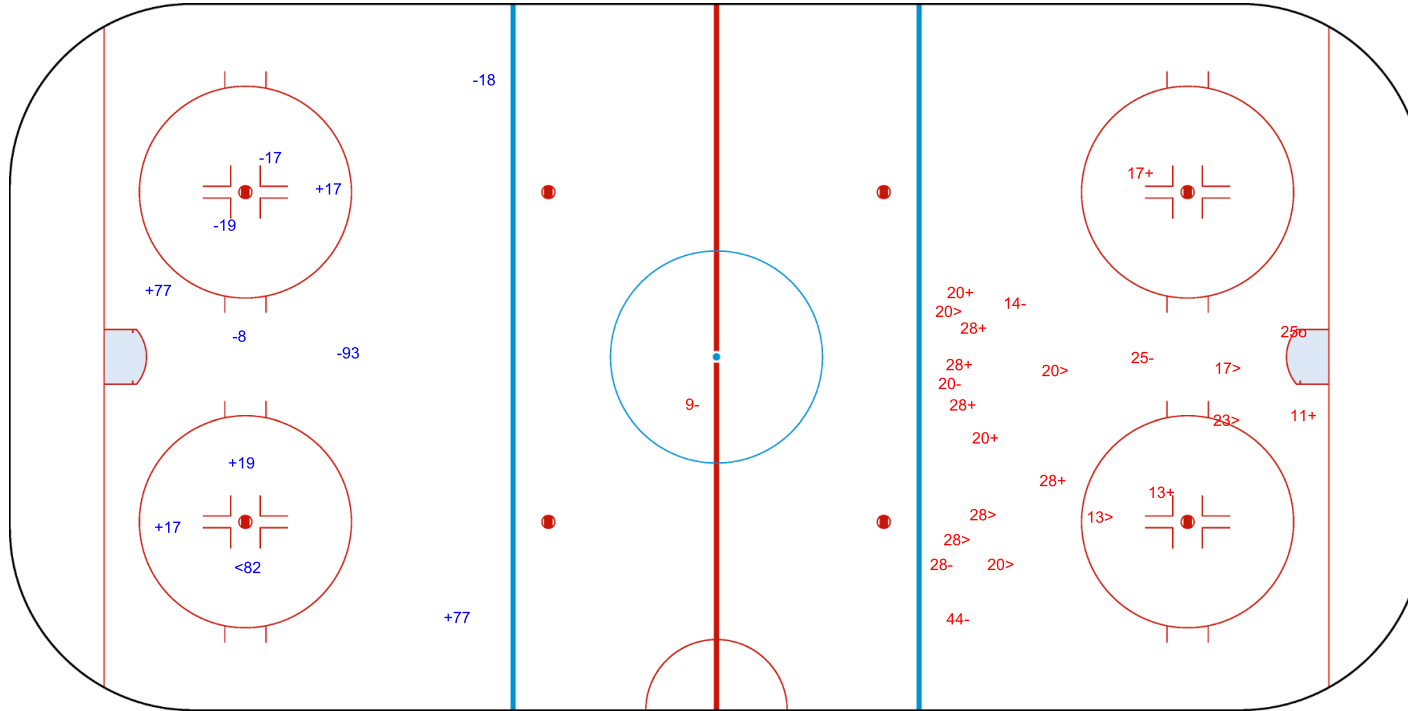
3rd Period



Shots by GER  
Goal (o): 1  
Block (>): 8  
Save (+): 9  
Miss (-): 6



GK 1 of ITA



Legend: GK Goalkeeper



## Face-off Chart

Tabella ingaggi / Statistiques des mises en jeu

### ITA - GER

#### 1st PERIOD

	ITA		GER		ITA		GER		Total wins all zones				
	Def. zone	Att. zone	Neutral zone	Neutral zone	Att. zone	Def. zone	Def. zone	Att. zone					
	+ 17	- 23	+ 19	- 11	+ 17	- 11	+ 17	- 11	<table border="1"> <thead> <tr> <th>ITA</th> <th>GER</th> </tr> </thead> <tbody> <tr> <td>10 / 50%</td> <td>10 / 50%</td> </tr> </tbody> </table>	ITA	GER	10 / 50%	10 / 50%
ITA	GER												
10 / 50%	10 / 50%												
	+ 17	- 34	- 17	+ 23	+ 17	- 11	- 19	+ 11					
	- 17	+ 71	- 82	+ 71	- 19	+ 11	- 82	+ 7					
	+ 19	- 34	- 4	+ 71	- 82	+ 7	- 19	+ 23					
	- 17	+ 23			- 19	+ 23	+ 17	- 11					
	- 17	+ 11			+ 17	- 11	- 17	+ 23					
	+ 19	- 11			- 17	+ 23	+ 15	- 71					
	+ 19	- 11			+ 15	- 71							
Total wins / period	5 / 63%	3 / 37%	1 / 25%	3 / 75%	4 / 50%	4 / 50%							

#### 2nd PERIOD

	ITA		GER		ITA		GER		Total wins all zones				
	Def. zone	Att. zone	Neutral zone	Neutral zone	Att. zone	Def. zone	Def. zone	Att. zone					
	+ 15	- 71	- 19	+ 17	+ 19	- 23	+ 19	- 7	<table border="1"> <thead> <tr> <th>ITA</th> <th>GER</th> </tr> </thead> <tbody> <tr> <td>6 / 35%</td> <td>11 / 65%</td> </tr> </tbody> </table>	ITA	GER	6 / 35%	11 / 65%
ITA	GER												
6 / 35%	11 / 65%												
	- 19	+ 71	- 17	+ 23	+ 19	- 7	- 82	+ 17					
	- 19	+ 23	- 17	+ 7	- 82	+ 17	+ 19	- 71					
	- 19	+ 23	+ 17	- 17	+ 19	- 71	+ 19	- 23					
	- 19	+ 7	- 19	+ 7	+ 19	- 23	- 82	+ 17					
					- 82	+ 17	- 15	+ 23					
					- 15	+ 23							
Total wins / period	1 / 20%	4 / 80%	1 / 20%	4 / 80%	4 / 57%	3 / 43%							

#### 3rd PERIOD

	ITA		GER		ITA		GER		Total wins all zones				
	Def. zone	Att. zone	Neutral zone	Neutral zone	Att. zone	Def. zone	Def. zone	Att. zone					
	- 82	+ 23	+ 19	- 17	- 19	+ 7	+ 19	- 23	<table border="1"> <thead> <tr> <th>ITA</th> <th>GER</th> </tr> </thead> <tbody> <tr> <td>11 / 55%</td> <td>9 / 45%</td> </tr> </tbody> </table>	ITA	GER	11 / 55%	9 / 45%
ITA	GER												
11 / 55%	9 / 45%												
	- 19	+ 23	+ 19	- 17	+ 82	- 23	+ 82	- 17					
	- 19	+ 71	+ 19	- 17	+ 82	- 17	- 82	+ 17					
	+ 19	- 11			- 82	+ 17	+ 19	- 11					
	+ 19	- 71			+ 19	- 11	- 19	+ 17					
	+ 19	- 71			- 19	+ 17	- 19	+ 11					
	- 19	+ 23			- 19	+ 11							
	- 19	+ 23											
	+ 82	- 7											
	+ 19	- 23											
Total wins / period	5 / 50%	5 / 50%	3 / 100%	0 / 0%	3 / 43%	4 / 57%							

#### TOTAL

	ITA		GER		ITA		GER		Total wins all zones
	Def. zone	Att. zone	Neutral zone	Neutral zone	Att. zone	Def. zone	Def. zone	Att. zone	
Total wins / game	11 / 48%	12 / 52%	5 / 42%	7 / 58%	11 / 50%	11 / 50%	27 / 47%	30 / 53%	



HEAD TO HEAD

		GER										
No.		7	11	17	23	34	71	Tot.	wins ITA	Dz	Nz	Az
ITA	4						0 - 1	1	0 0%		0 0%	
	15				0 - 1		2 - 0	3	2 67%	1 100%		1 50%
	17	0 - 1	3 - 1	1 - 0	1 - 4	1 - 0	0 - 1	13	6 46%	2 40%	1 25%	3 75%
	19	1 - 3	5 - 2	3 - 2	3 - 6	1 - 0	3 - 2	31	16 52%	7 47%	4 67%	5 50%
	82	1 - 1		1 - 3	1 - 1		0 - 1	9	3 33%	1 50%	0 0%	2 33%
<b>Tot.</b>		7	11	10	17	2	10	57	27 47%	11 48%	5 42%	11 50%
<b>wins GER</b>		5 71%	3 27%	5 50%	12 71%	0 0%	5 50%	30 53%				
<b>Dz</b>		2 67%	2 33%	4 80%	3 50%		0 0%	11 50%				
<b>Nz</b>		2 100%	0 0%	1 20%	2 100%		2 100%	7 58%				
<b>Az</b>		1 50%	1 25%		7 78%	0 0%	3 50%	12 52%				

<b>Legend:</b>							
<b>Att.</b>	Attacking	<b>Az</b>	Attacking zone	<b>Def.</b>	Defending	<b>Dz</b>	Defending zone
<b>No.</b>	Jersey number	<b>Nz</b>	Neutral zone	<b>Tot.</b>	Total face-offs played		



## Line-Ups

Formazioni / Composition des équipes

### CAN - USA

#### Referees

27 KAINBERGER Julia (AUT), 11 NURMI Anniina (FIN)

#### Goalkeepers

Team: CAN

##### No. Name

35 DESBIENS Ann-Renee  
38 MASCHMEYER Emerance

#### Team Line-ups

Team: CAN (Red)

##### No. Pos. Name

3 D	LAROCQUE Jocelyne
14 D	FAST Renata +A
19 F	JENNER Brianna +C
24 F	SPOONER Natalie
27 F	MALTAIS Emma
17 D	SHELTON Ella
23 D	AMBROSE Erin
10 F	FILLIER Sarah
20 F	NURSE Sarah
95 F	WATTS Daryl
2 D	JAQUES Sophie
42 D	THOMPSON Claire
7 F	STACEY Laura
26 F	CLARK Emily
40 F	TURNBULL Blayne +A
4 D	TABIN Kati
43 F	O'NEILL Kristin
88 F	GOSLING Julia
94 F	GARDINER Jennifer

Head Coach: RYAN Troy

#### NOT DRESSED:

29 F POULIN Marie-Philip  
82 GK OSBORNE Kayle

#### Linespersons

56 BUCKNER Sarah (USA), 63 GUTAUSKAS Laura (CAN)

Team: USA

##### No. Name

31 FRANKEL Aerin  
33 PHILIPS Gwyneth

Team: USA (White)

##### No. Pos. Name

5 D	KELLER Megan +A
10 D	EDWARDS Laila
17 F	CURL Britta
21 F	KNIGHT Hilary +C
25 F	CARPENTER Alex +A
4 D	HARVEY Caroline
8 D	WINN Haley
23 F	BILKA Hannah
27 F	HEISE Taylor
37 F	MURPHY Abbey
2 D	STECKLEIN Lee
3 D	BARNES Cayla
12 F	PANNEK Kelly
13 F	ZUMWINKLE Grace
26 F	COYNE Kendall
6 D	GUILDAY Rory
9 F	SIMMS Kirsten
22 F	JANECKE Tessa
24 F	DUNNE Joy
16 F	SCAMURRA Hayley

Head Coach: WROBLEWSKI John

#### NOT DRESSED:

30 GK McNAUGHTON Ava

#### Legend:

<b>+A</b>	Alternate Captain	<b>+C</b>	Captain	<b>D</b>	Defender	<b>F</b>	Forward
<b>No.</b>	Jersey number	<b>Pos.</b>	Position				



TUE 10 FEB 2026

Start Time 20:10

Preliminary round - Group A, Game 19

Turno preliminare - Gruppo A, Partita 19 / Tour préliminaire - Groupe A, Match 19

## Graphical Line-ups

Schema grafico formazioni / Alignments

### CAN - USA

**Referees**

27 KAINBERGER Julia (AUT), 11 NURMI Anniina (FIN)

**Linespersons**

56 BUCKNER Sarah (USA), 63 GUTAUSKAS Laura (CAN)

**Team:** CAN - Canada (Red)

**Head Coach:** RYAN Troy

S1 35 DESBIENS Ann-Renee		
38 MASCHMEYER Emerance		
27 MALTAIS Emma	19 JENNER Brianne +C	24 SPOONER Natalie
S2 3 LAROCQUE Jocelyne	S3 14 FAST Renata +A	
95 WATTS Daryl	20 NURSE Sarah	10 FILLIER Sarah
17 SHELTON Ella		23 AMBROSE Erin
S5 26 CLARK Emily	S6 40 TURNBULL Blayre +A	S4 7 STACEY Laura
42 THOMPSON Claire		2 JAQUES Sophie
88 GOSLING Julia	43 O'NEILL Kristin	94 GARDINER Jennifer
4 TABIN Kati		

**Team:** USA - United States of America (White)

**Head Coach:** WROBLEWSKI John

S1 31 FRANKEL Aerin		
33 PHILIPS Gwyneth		
S4 17 CURL Britta	S6 25 CARPENTER Alex +A	S5 21 KNIGHT Hilary +C
S2 5 KELLER Megan +A	S3 10 EDWARDS Laila	
23 BILKA Hannah	27 HEISE Taylor	37 MURPHY Abbey
4 HARVEY Caroline		8 WINN Haley
26 COYNE Kendall	12 PANNEK Kelly	13 ZUMWINKLE Grace
2 STECKLEIN Lee		3 BARNES Cayla
24 DUNNE Joy	22 JANECKE Tessa	9 SIMMS Kirsten
6 GUILDAY Rory		
		16 SCAMURRA Hayley

**Legend:**

+A Alternate Captain      +C Captain      Sn Starting position



TUE 10 FEB 2026

Start Time 20:10  
End Time 22:36

Preliminary round - Group A, Game 19

Turno preliminare - Gruppo A, Partita 19 / Tour préliminaire - Groupe A, Match 19

### Game Summary

Tabella riassuntiva partita / Resume du match

**CAN - USA 0 - 5 (0 - 2 , 0 - 2 , 0 - 1)**

Spectators	Referees	Linespersons
11390	27 KAINBERGER Julia (AUT) , 11 NURMI Anniina (FIN)	56 BUCKNER Sarah (USA) , 63 GUTAUSKAS Laura (CAN)

#### Team Statistics

Period	Score	SVS	SOG	PIM	TPP	PPG	SHG
1	0 : 2	9 : 4	4 : 11	2 : 0	0:00 : 2:00	0 : 0	0 : 0
2	0 : 2	9 : 6	6 : 11	6 : 4	2:08 : 4:20	0 : 1	0 : 0
3	0 : 1	10 : 10	10 : 11	2 : 0	1:52 : 2:00	0 : 0	0 : 0
<b>Total</b>	<b>0 : 5</b>	<b>28 : 20</b>	<b>20 : 33</b>	<b>10 : 4</b>	<b>4:00 : 8:20</b>	<b>0 : 1</b>	<b>0 : 0</b>

#### 1st Period

Action	Time	ET/Res	Team	Type	No.	Name	(G)	Name of Assistant(s) / Action Description
GK	00:00		CAN		35	DESBIENS AR		- Goalkeeper in
GK	00:00		USA		31	FRANKEL A		- Goalkeeper in
<b>Goal</b>	<b>03:45</b>	<b>0 : 1</b>	<b>USA</b>	<b>EQ</b>	<b>4</b>	<b>HARVEY C</b>	(2)	8 WINN H On Ice CAN 35 3 14 19 24 27 21 KNIGHT H USA 31 4 8 17 21 25
Penalty	06:23	08:23	CAN	2 min.	40	TURNBULL B		- Illegal Hit
<b>Goal</b>	<b>17:18</b>	<b>0 : 2</b>	<b>USA</b>	<b>EQ</b>	<b>23</b>	<b>BILKA H</b>	(2)	37 MURPHY A On Ice CAN 35 10 20 23 42 95 4 HARVEY C USA 31 4 8 23 27 37

#### 2nd Period

Action	Time	ET/Res	Team	Type	No.	Name	(G)	Name of Assistant(s) / Action Description
Penalty	20:58	21:18	CAN	2 min.	10	FILLIER S		- Interference
<b>Goal</b>	<b>21:18</b>	<b>0 : 3</b>	<b>USA</b>	<b>PP1</b>	<b>9</b>	<b>SIMMS K</b>	(1)	22 JANECKE T On Ice CAN 35 7 17 23 43 37 MURPHY A USA 31 4 9 22 27 37 *
Penalty	21:18	23:18	CAN	2 min.	-	Team penalty		- Delaying the Game / Served by: 88 GOSLING J
Penalty	27:25	29:25	CAN	2 min.	43	O'NEILL K		- Cross-Checking
Penalty	29:51	31:51	USA	2 min.	9	SIMMS K		- Illegal Hit
<b>Goal</b>	<b>33:00</b>	<b>0 : 4</b>	<b>USA</b>	<b>EQ</b>	<b>23</b>	<b>BILKA H</b>	(3)	37 MURPHY A On Ice CAN 35 3 7 17 40 95 4 HARVEY C USA 31 4 6 23 27 37
Penalty	39:52	41:52	USA	2 min.	27	HEISE T		- Illegal Hit

#### 3rd Period

Action	Time	ET/Res	Team	Type	No.	Name	(G)	Name of Assistant(s) / Action Description
Penalty	45:12	47:12	CAN	2 min.	3	LAROCQUE J		- Holding
<b>Goal</b>	<b>51:53</b>	<b>0 : 5</b>	<b>USA</b>	<b>EQ</b>	<b>10</b>	<b>EDWARDS L</b>	(1)	17 CURL B On Ice CAN 35 2 10 20 23 95 USA 31 5 9 10 24 25
GK	51:53		CAN		38	MASCHMEYER E		- Goalkeeper in
GK	60:00		CAN					35 DESBIENS AR - Goalkeeper out 38 MASCHMEYER E - Goalkeeper out
GK	60:00		USA					31 FRANKEL A - Goalkeeper out

#### Goalkeeper Records

Team : CAN - Canada

No.	Name	SOG	SVS	MIP
35	DESBIENS Ann-Renee	27	22	51:53
38	MASCHMEYER Emerance	6	6	8:07

Team : USA - United States of America

No.	Name	SOG	SVS	MIP
31	FRANKEL Aerin	20	20	60:00
33	PHILIPS Gwyneth			

#### Game Statistics

Team : CAN (Red)

Head Coach : RYAN Troy

No.	Pos.	Name	Shots on Goal							Time on Ice												
			G	A	P	PIM	FO+	FO-	FO+/-	FO%	1	2	3	OT	TS	+/-	1	2	3	OT	TOT	SHF
3	D	LAROCQUE Jocelyne	0	0	0	2	0	0	0	0.00	0	0	0	0	-2	8:46	6:24	6:43		21:53	30	0:43
14	D	FAST Renata +A	0	0	0	0	0	0	0	0.00	0	0	1	1	-1	8:46	7:43	7:57		24:26	29	0:50
19	F	JENNER Brianna +C	0	0	0	0	9	3	6	75.00	0	1	1	2	-1	5:04	3:58	6:38		15:40	19	0:49
24	F	SPOONER Natalie	0	0	0	0	0	0	0	0.00	0	1	0	1	-1	5:11	5:12	5:30		15:53	19	0:50
27	F	MALTAIS Emma	0	0	0	0	0	0	0	0.00	0	0	0	0	-1	5:15	4:58	4:19		14:32	22	0:39



# Milano Santagiulia Ice Hockey

**TUE 10 FEB 2026**

Start Time 20:10  
End Time 22:36

**Ice Hockey**  
Hockey su ghiaccio / Hockey sur glace

**Women**  
Donne / Femmes

**Preliminary round - Group A, Game 19**

Turno preliminare - Gruppo A, Partita 19 / Tour préliminaire - Groupe A, Match 19



Head Coach : RYAN Troy										Shots on Goal					Time on Ice								
No.	Pos.	Name	G	A	P	PIM	FO+	FO-	FO+/-	FO%	1	2	3	OT	TS	+/-	1	2	3	OT	TOT	SHF	AVG
10	F	FILLIER Sarah	0	0	0	2	0	0	0	0.00	0	1	1		2	-2	4:30	5:30	4:30		14:30	19	0:45
17	D	SHELTON Ella	0	0	0	0	0	0	0	0.00	0	0	0		0	-1	6:16	5:21	5:32		17:09	25	0:41
20	F	NURSE Sarah	0	0	0	0	9	4	5	69.23	0	0	0		0	-2	4:46	6:45	5:09		16:40	21	0:47
23	D	AMBROSE Erin	0	0	0	0	0	0	0	0.00	0	0	1		1	-2	5:05	7:06	4:00		16:11	26	0:37
95	F	WATTS Daryl	0	0	0	0	0	0	0	0.00	0	1	1		2	-3	4:47	5:33	5:21		15:41	19	0:49
2	D	JAQUES Sophie	0	0	0	0	0	0	0	0.00	0	0	0		0	-1	4:31	7:27	5:58		17:56	21	0:51
7	F	STACEY Laura	0	0	0	0	0	0	0	0.00	2	1	1		4	-1	7:00	4:53	3:58		15:51	21	0:45
26	F	CLARK Emily	0	0	0	0	0	0	0	0.00	0	0	0		0	0	6:43	4:56	3:50		15:29	21	0:44
40	F	TURNBULL Blayre +A	0	0	0	2	10	11	-1	47.62	1	0	1		2	-1	7:04	6:32	3:37		17:13	22	0:46
42	D	THOMPSON Claire	0	0	0	0	0	1	-1	0.00	1	0	0		1	-1	5:27	5:21	3:44		14:32	18	0:48
4	D	TABIN Kati	0	0	0	0	0	0	0	0.00	0	0	1		1	0	1:11	1:04	6:02		8:17	14	0:35
43	F	O'NEILL Kristin	0	0	0	2	4	8	-4	33.33	0	1	1		2	0	2:26	3:26	4:49		10:41	18	0:35
88	F	GOSLING Julia	0	0	0	0	0	0	0	0.00	0	0	1		1	0	2:11	3:08	5:33		10:52	14	0:46
94	F	GARDINER Jennifer	0	0	0	0	0	0	0	0.00	0	0	0		0	0	1:55	0:19	4:04		6:18	8	0:47
35	GK	DESBIENS Ann-Renee	0	0	0	0					0	0	0		0								
38	GK	MASCHMEYER Emerance	0	0	0	0					0	0	0		0								
<b>Total</b>			<b>0</b>	<b>0</b>	<b>0</b>	<b>8</b>	<b>32</b>	<b>27</b>	<b>5</b>	<b>54.24</b>	<b>4</b>	<b>6</b>	<b>10</b>		<b>20</b>								

**Team : USA (White)**

Head Coach : WROBLEWSKI John										Shots on Goal					Time on Ice								
No.	Pos.	Name	G	A	P	PIM	FO+	FO-	FO+/-	FO%	1	2	3	OT	TS	+/-	1	2	3	OT	TOT	SHF	AVG
5	D	KELLER Megan +A	0	0	0	0	0	0	0	0.00	1	0	1		2	+1	7:04	8:14	5:47		21:05	26	0:48
10	D	EDWARDS Laila	1	0	1	0	0	0	0	0.00	1	0	2		3	+1	6:53	7:58	8:38		23:29	28	0:50
17	F	CURL Britta	0	1	1	0	2	0	2	100.00	1	1	1		3	+1	5:23	3:38	5:04		14:05	22	0:38
21	F	KNIGHT Hilary +C	0	1	1	0	0	0	0	0.00	1	2	0		3	+1	6:42	6:04	4:42		17:28	22	0:47
25	F	CARPENTER Alex +A	0	0	0	0	10	9	1	52.63	0	1	2		3	+2	5:39	5:37	4:41		15:57	22	0:43
4	D	HARVEY Caroline	1	2	3	0	0	0	0	0.00	2	0	0		2	+3	7:04	7:34	6:42		21:20	27	0:47
8	D	WINN Haley	0	1	1	0	0	0	0	0.00	1	1	0		2	+2	6:38	5:55	4:52		17:25	21	0:49
23	F	BILKA Hannah	2	0	2	0	0	0	0	0.00	1	2	0		3	+2	5:25	5:03	5:29		15:57	22	0:43
27	F	HEISE Taylor	0	0	0	2	5	7	-2	41.67	1	0	0		1	+2	6:28	5:31	5:29		17:28	26	0:40
37	F	MURPHY Abbey	0	3	3	0	1	0	1	100.00	0	0	0		0	+2	5:12	4:57	5:35		15:44	25	0:37
2	D	STECKLEIN Lee	0	0	0	0	0	0	0	0.00	0	0	0		0	0	4:36	3:59	4:01		12:36	20	0:37
3	D	BARNES Cayla	0	0	0	0	0	0	0	0.00	0	0	0		0	0	5:53	3:50	6:43		16:26	23	0:42
12	F	PANNEK Kelly	0	0	0	0	6	10	-4	37.50	0	0	0		0	0	4:07	5:07	4:43		13:57	22	0:38
13	F	ZUMWINKLE Grace	0	0	0	0	0	1	-1	0.00	0	0	1		1	0	4:29	4:12	4:22		13:03	20	0:39
26	F	COYNE Kendall	0	0	0	0	0	0	0	0.00	0	0	1		1	0	3:06	4:04	2:28		9:38	16	0:36
6	D	GUILDAY Rory	0	0	0	0	0	0	0	0.00	0	0	0		0	+1	1:19	1:00	2:43		5:02	9	0:33
9	F	SIMMS Kirsten	1	0	1	2	0	0	0	0.00	0	2	0		2	+1	2:22	2:17	3:57		8:36	15	0:34
22	F	JANECKE Tessa	0	1	1	0	3	5	-2	37.50	2	2	1		5	0	5:14	5:45	4:16		15:15	21	0:43
24	F	DUNNE Joy	0	0	0	0	0	0	0	0.00	0	0	2		2	+1	3:24	3:30	4:28		11:22	18	0:37
16	F	SCAMURRA Hayley	0	0	0	0	0	0	0	0.00	0	0	0		0	0	3:05	3:39	3:26		10:10	19	0:32
31	GK	FRANKEL Aerin	0	0	0	0					0	0	0		0								
33	GK	PHILIPS Gwyneth	0	0	0	0					0	0	0		0								
<b>Total</b>			<b>5</b>	<b>9</b>	<b>14</b>	<b>4</b>	<b>27</b>	<b>32</b>	<b>-5</b>	<b>45.76</b>	<b>11</b>	<b>11</b>	<b>11</b>		<b>33</b>								

**Group A**

R	Team	GP	W	OTW	OTL	L	GDF	GF:GA	PTS
1	USA	4	4	0	0	0	+19	20 : 1	12
2	CAN	3	2	0	0	1	+3	9 : 6	6
3	CZE	4	1	0	1	2	-7	7 : 14	4
4	SUI	3	0	1	0	2	-8	4 : 12	2
5	FIN	2	0	0	0	2	-7	0 : 7	0

	CAN	CZE	FIN	SUI	USA
CAN		5:1	THU 12 FEB 14:30	4:0	0:5
CZE	1:5		2:0	3:4	1:5
FIN	THU 12 FEB 14:30	0:2		TUE 10 FEB 21:10	0:5
SUI	0:4	4:3	TUE 10 FEB 21:10		0:5
USA	5:0	5:1	5:0	5:0	



Legend:		
<b>(G)</b> Goals in tournament	*	Does not count for Plus/minus
<b>+C</b> Captain	<b>A</b>	Assists
<b>EQ</b> Equal strength	<b>ET/Res</b>	Penalty end time/Result of game
<b>FO+</b> Face-offs won	<b>FO-</b>	Face-offs lost
<b>GA</b> Goals against	<b>GDF</b>	Goal difference
<b>GP</b> Games played	<b>L</b>	Losses
<b>OT</b> Overtime	<b>OTL</b>	Overtime losses
<b>PIM</b> Penalties in minutes	<b>Pos.</b>	Position
<b>PTS</b> Points	<b>R</b>	Rank
<b>SOG</b> Shots on goal	<b>SVS</b>	Saves
<b>TS</b> Total shots	<b>W</b>	Wins
<b>+/-</b>		Plus/minus net
<b>AVG</b>		Average time on ice / shift
<b>F</b>		Forward
<b>FO+/-</b>		Face-offs net
<b>GF</b>		Goals for
<b>MIP</b>		Minutes in play (GK)
<b>OTW</b>		Overtime wins
<b>PP1</b>		Power play - 1 player
<b>SHF</b>		Number of shifts
<b>TOT</b>		Total
<b>+A</b>		Alternate Captain
<b>D</b>		Defender
<b>FO%</b>		% Face-offs won
<b>G</b>		Goals
<b>GK</b>		Goalkeeper
<b>No.</b>		Jersey number
<b>P</b>		Points
<b>PPG</b>		Power play goals
<b>SHG</b>		Shorthanded goals
<b>TPP</b>		Time on power play



Shot Chart

Tabella azioni di tiro / Analyse des tirs

CAN - USA

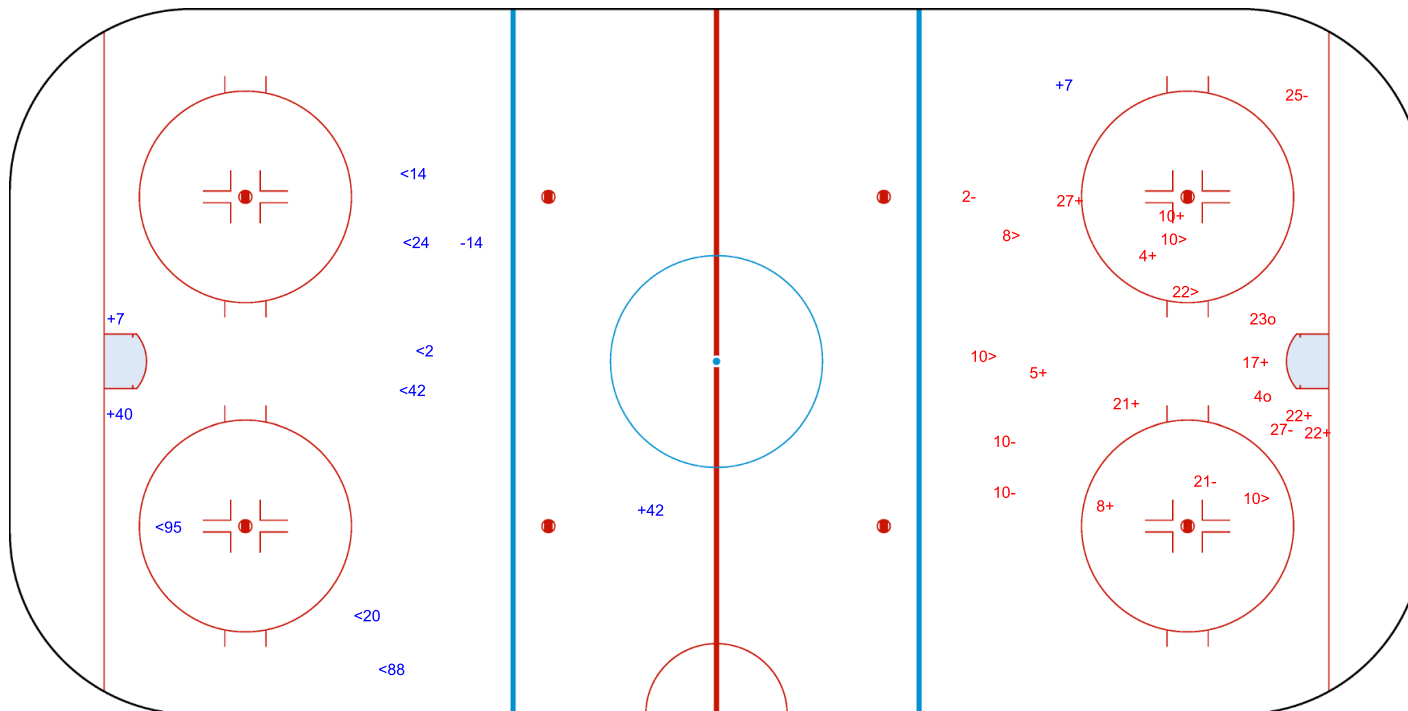
Shots by CAN  
Goal (o): 0  
Block (<): 7  
Save (+): 4  
Miss (-): 1




GK 31 of USA



1st Period



Shots by USA  
Goal (o): 2  
Block (>): 5  
Save (+): 9  
Miss (-): 6



GK 35 of CAN



Shots by USA

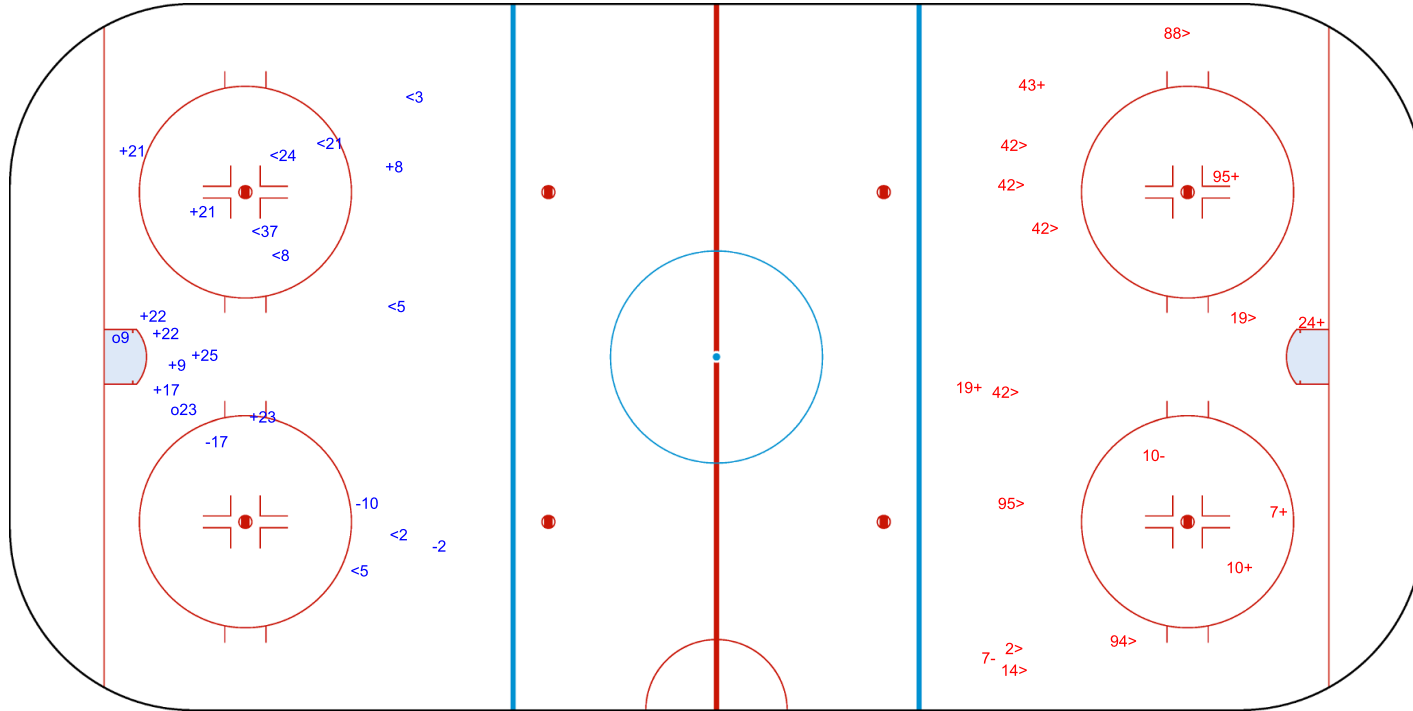
Goal (o): 2      Save (+): 9  
Block (<): 8      Miss (-): 3



GK 35 of CAN



2nd Period



Shots by CAN

Goal (o): 0      Save (+): 6  
Block (>): 10      Miss (-): 2



GK 31 of USA



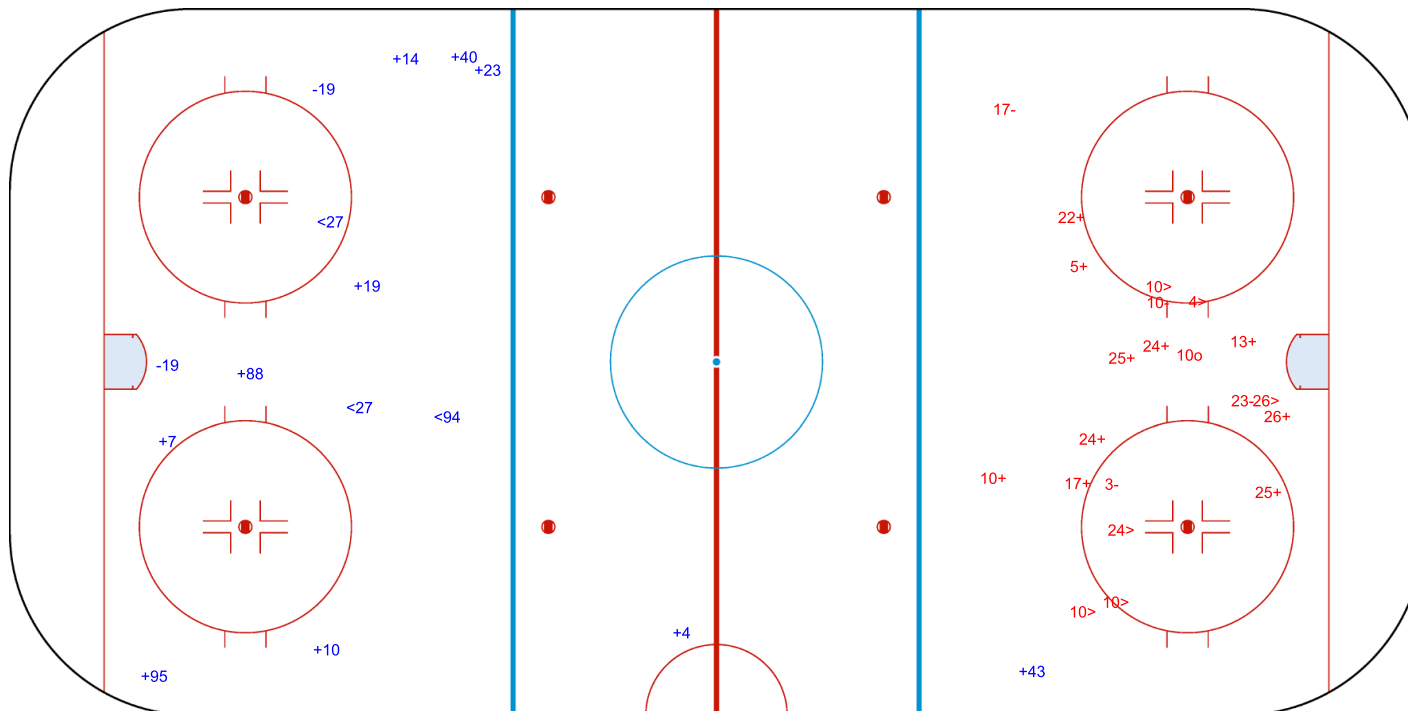
Shots by CAN  
Goal (o): 0  
Block (<): 3  
Save (+): 10  
Miss (-): 2




GK 31 of USA



3rd Period



Shots by USA  
Goal (o): 1  
Block (>): 6  
Save (+): 10  
Miss (-): 4



GK 35 of CAN



GK 38 of CAN

Legend: GK Goalkeeper



## Face-off Chart

Tabella ingaggi / Statistiques des mises en jeu

### CAN - USA

#### 1st PERIOD

	CAN		USA		CAN		USA			
	Def. zone	Att. zone	Neutral zone		Att. zone	Def. zone				
	- 40	+ 27	+ 40	- 25	+ 40	- 12				
	- 40	+ 25	+ 20	- 25	- 40	+ 12				
	- 40	+ 37	- 19	+ 12	+ 40	- 25				
	- 43	+ 25	- 19	+ 12	- 40	+ 25				
	- 43	+ 25	- 20	+ 25						
	+ 19	- 27	+ 43	- 25						
	+ 40	- 27	+ 19	- 22						
	- 40	+ 27	+ 40	- 25						
	- 43	+ 22	+ 19	- 12						
			- 40	+ 22						
			+ 19	- 12						
			- 40	+ 22						
			+ 19	- 12						
			+ 20	- 27						
Total wins / period	2 / 22%	7 / 78%	8 / 67%	4 / 33%	2 / 50%	2 / 50%	Total wins all zones		CAN	USA
							12 / 48%	13 / 52%		

#### 2nd PERIOD

	CAN		USA		CAN		USA			
	Def. zone	Att. zone	Neutral zone		Att. zone	Def. zone				
	- 40	+ 22	- 40	+ 25	+ 20	- 12				
	- 20	+ 12	+ 40	- 25	- 19	+ 25				
	- 43	+ 17	- 43	+ 12	- 40	+ 12				
	+ 19	- 25	+ 19	- 13	+ 20	- 12				
	+ 19	- 27	+ 40	- 25						
	- 20	+ 25	+ 20	- 12						
	+ 20	- 22	- 20	+ 27						
	+ 40	- 22								
	+ 19	- 22								
	+ 20	- 27								
Total wins / period	6 / 60%	4 / 40%	4 / 57%	3 / 43%	2 / 50%	2 / 50%	Total wins all zones		CAN	USA
							12 / 57%	9 / 43%		

#### 3rd PERIOD

	CAN		USA		CAN		USA			
	Def. zone	Att. zone	Neutral zone		Att. zone	Def. zone				
	- 42	+ 27	+ 20	- 12	- 43	+ 17				
	+ 40	- 25	- 43	+ 25	- 43	+ 25				
	+ 43	- 12	+ 19	- 12	- 40	+ 27				
	+ 20	- 12	+ 40	- 22	+ 43	- 27				
					+ 43	- 27				
Total wins / period	3 / 75%	1 / 25%	3 / 75%	1 / 25%	2 / 40%	3 / 60%	Total wins all zones		CAN	USA
							8 / 62%	5 / 38%		



TOTAL

Total wins / game	CAN		USA		CAN		USA		Total wins all zones	
	Def. zone	Att. zone	Neutral zone		Att. zone	Def. zone	CAN	USA		
	11 / 48%	12 / 52%	15 / 65%	8 / 35%	6 / 46%	7 / 54%	32 / 54%	27 / 46%		

HEAD TO HEAD

	No.	USA						Tot.	wins CAN	Dz	Nz	Az	
		12	13	17	22	25	27						37
CAN	19	3 - 2	1 - 0		2 - 0	1 - 1	2 - 0	12	9 75%	4 100%	5 71%	0 0%	
	20	5 - 1			1 - 0	1 - 2	2 - 1	13	9 69%	3 60%	4 67%	2 100%	
	40	1 - 2			2 - 2	6 - 3	1 - 3	0 - 1	21	10 48%	3 38%	5 71%	2 33%
	42						0 - 1		1	0 0%	0 0%		
	43	1 - 1		0 - 2	0 - 1	1 - 4	2 - 0		12	4 33%	1 20%	1 33%	2 50%
	<b>Tot.</b>	16	1	2	8	19	12	1	59	32 54%	11 48%	15 65%	6 46%
<b>wins USA</b>	6 38%	0 0%	2 100%	3 38%	10 53%	5 42%	1 100%	27 46%					
<b>Dz</b>	2 40%		1 100%		3 75%	1 33%		7 54%					
<b>Nz</b>	3 38%	0 0%		1 33%	3 33%	1 50%		8 35%					
<b>Az</b>	1 33%		1 100%	2 40%	4 67%	3 43%	1 100%	12 52%					

<b>Legend:</b>	<b>Att.</b> Attacking	<b>Az</b> Attacking zone	<b>Def.</b> Defending	<b>Dz</b> Defending zone
<b>No.</b> Jersey number	<b>Nz</b> Neutral zone	<b>Tot.</b> Total face-offs played		



## Line-Ups

Formazioni / Composition des équipes

### FIN - SUI

#### Referees

12 HILLER Samantha (USA), 15 MANTHA Elizabeth (CAN)

#### Goalkeepers

Team: FIN

No.	Name
1	AHOLA Sanni
30	KYRKKO Emilia

#### Team Line-ups

Team: FIN (Blue)

No.	Pos.	Name
7	D	RANTALA Sanni
9	D	LAITINEN Nelli +A
16	F	NIEMINEN Petra
19	F	KUOPPALA Ida
33	F	KARVINEN Michelle +C
8	D	SUORANTA Elli
88	D	SAVOLAINEN Ronja +A
24	F	VAINIKKA Viivi
40	F	TULUS Noora
61	F	NUUTINEN Emma
2	D	KARJALAINEN Sini
6	D	HIIRIKOSKI Jenni
10	F	HOLOPAINEN Elisa
12	F	VANHANEN Sanni
22	F	SCHALIN Julia
5	D	YRJOLA Siiri
18	F	NYLUND Jenniina
32	F	VESA Emilia
91	F	LIKALA Julia

Head Coach: LEHTERA Tero

#### NOT DRESSED:

36 GK KEISALA Anni  
77 F TAPANI Susanna

#### Linespersons

50 TODD Justine (CAN), 4 WELSH Kirsten (CAN)

Team: SUI

No.	Name
20	BRAENDLI Andrea
29	MAURER Saskia

Team: SUI (White)

No.	Pos.	Name
17	D	CHRISTEN Lara
82	D	BAECHLER Alessia
7	F	STALDER Lara +C
22	F	LEEMANN Sinja
25	F	MULLER Alina +A
2	D	BUCHI Annic
16	D	VALLARIO Nicole
13	F	WEY Ivana
21	F	ENZLER Rahel
28	F	MARTI Alina
9	D	SIGRIST Shannon
18	D	WETLI Stefanie
11	F	ZIMMERMANN Laura
26	F	HERZIG Naemi
71	F	LUTZ Lena Marie
15	D	MERIGUET Laure
8	F	QUENNEC Kaleigh +A
12	F	RUEDI Lisa
68	F	BALZER Leoni
53	F	SCHAEFER Vanessa

Head Coach: MULLER Colin

#### NOT DRESSED:

70 GK WAGNER Monja

#### Legend:

<b>+A</b>	Alternate Captain	<b>+C</b>	Captain	<b>D</b>	Defender	<b>F</b>	Forward
<b>No.</b>	Jersey number	<b>Pos.</b>	Position				



## Graphical Line-ups

Schema grafico formazioni / Alignments

### FIN - SUI

#### Referees

12 HILLER Samantha (USA), 15 MANTHA Elizabeth (CAN)

#### Linespersons

50 TODD Justine (CAN), 4 WELSH Kirsten (CAN)

Team: FIN - Finland (Blue)

Head Coach: LEHTERA Tero

S1 1 AHOLA Sanni		
30 KYRKKO Emilia		
S6 33 KARVINEN Michelle +C	S4 16 NIEMINEN Petra	S5 19 KUOPPALA Ida
S2 7 RANTALA Sanni	S3 9 LAITINEN Nelli +A	
24 VAINIKKA Viivi	40 TULUS Noora	61 NUUTINEN Emma
8 SUORANTA Elli	88 SAVOLAINEN Ronja +A	
22 SCHALIN Julia	12 VANHANEN Sanni	10 HOLOPAINEN Elisa
6 HIIRIKOSKI Jenni	2 KARJALAINEN Sini	
91 LIIKALA Julia	18 NYLUND Jenniina	32 VESA Emilia
	5 YRJOLA Siiri	

Team: SUI - Switzerland (White)

Head Coach: MULLER Colin

S1 29 MAURER Saskia		
20 BRAENDLI Andrea		
S5 22 LEEMANN Sinja	S6 25 MULLER Alina +A	S4 7 STALDER Lara +C
S3 82 BAECHLER Alessia	S2 17 CHRISTEN Lara	
21 ENZLER Rahel	13 WEY Ivana	28 MARTI Alina
16 VALLARIO Nicole	2 BUCHI Annic	
11 ZIMMERMANN Laura	26 HERZIG Naemi	71 LUTZ Lena Marie
18 WETLI Stefanie	9 SIGRIST Shannon	
68 BALZER Leoni	12 RUEDI Lisa	8 QUENNEC Kaleigh +A
15 MERIGUET Laure		
	53 SCHAEFER Vanessa	

#### Legend:

+A Alternate Captain

+C Captain

Sn

Starting position



### Game Summary

Tabella riassuntiva partita / Resume du match

**FIN - SUI 3 - 1 (0 - 0 , 3 - 1 , 0 - 0)**

Spectators	Referees	Linespersons
3790	12 HILLER Samantha (USA) , 15 MANTHA Elizabeth (CAN)	50 TODD Justine (CAN) , 4 WELSH Kirsten (CAN)

#### Team Statistics

Period	Score	SVS	SOG	PIM	TPP	PPG	SHG
1	0 : 0	5 : 9	9 : 5	0 : 0	0:00 : 0:00	0 : 0	0 : 0
2	3 : 1	5 : 10	13 : 6	2 : 6	3:58 : 2:00	2 : 0	0 : 1
3	0 : 0	4 : 9	9 : 4	0 : 4	4:00 : 0:00	0 : 0	0 : 0
<b>Total</b>	<b>3 : 1</b>	<b>14 : 28</b>	<b>31 : 15</b>	<b>2 : 10</b>	<b>7:58 : 2:00</b>	<b>2 : 0</b>	<b>0 : 1</b>

#### 1st Period

Action	Time	ET/Res	Team	Type	No.	Name	(G) Name of Assistant(s) / Action Description
GK	00:00		SUI		29	MAURER S	- Goalkeeper in
GK	00:00		FIN		1	AHOLA S	- Goalkeeper in

No game actions in this period

#### 2nd Period

Action	Time	ET/Res	Team	Type	No.	Name	(G) Name of Assistant(s) / Action Description
Penalty	22:40	23:33	SUI	2 min.	2	BUCHI A	- Cross-Checking
<b>Goal</b>	<b>23:33</b>	<b>1 : 0</b>	<b>FIN</b>	<b>PP1</b>	<b>24</b>	<b>VAINIKKA V</b>	(1) 12 VANHANEN S On Ice FIN 1 6 10 12 16 24 * 16 NIEMINEN P SUI 29 16 17 22 26
Penalty	27:24	29:24	SUI	2 min.	25	MULLER A	- Interference on a Goalkeeper
<b>Goal</b>	<b>29:50</b>	<b>2 : 0</b>	<b>FIN</b>	<b>EQ</b>	<b>91</b>	<b>LIIKALA J</b>	(1) 18 NYLUND J On Ice FIN 1 7 9 18 32 91 32 VESA E SUI 29 11 17 22 25 82
Penalty	33:34	35:34	FIN	2 min.	16	NIEMINEN P	- Hooking
Penalty	36:30	37:35	SUI	2 min.	17	CHRISTEN L	- Hooking
<b>Goal</b>	<b>37:00</b>	<b>2 : 1</b>	<b>SUI</b>	<b>SH1</b>	<b>25</b>	<b>MULLER A</b>	(2) On Ice FIN 1 6 16 24 40 61 SUI 29 11 15 18 25
<b>Goal</b>	<b>37:35</b>	<b>3 : 1</b>	<b>FIN</b>	<b>PP1</b>	<b>12</b>	<b>VANHANEN S</b>	(1) 33 KARVINEN M On Ice FIN 1 10 12 22 33 88 * 22 SCHALIN J SUI 29 13 15 16 28

#### 3rd Period

Action	Time	ET/Res	Team	Type	No.	Name	(G) Name of Assistant(s) / Action Description
Penalty	42:23	44:23	SUI	2 min.	2	BUCHI A	- Tripping
Penalty	48:55	50:55	SUI	2 min.	11	ZIMMERMANN L	- Illegal Hit
GK	59:21		SUI				29 MAURER S - Goalkeeper out
GK	60:00		FIN				1 AHOLA S - Goalkeeper out

#### Goalkeeper Records

Team : FIN - Finland

No.	Name	SOG	SVS	MIP
1	AHOLA Sanni	15	14	60:00
30	KYRKKO Emilia			

Team : SUI - Switzerland

No.	Name	SOG	SVS	MIP
29	MAURER Saskia	31	28	59:21
20	BRAENDLI Andrea			

#### Game Statistics

Team : FIN (Blue)

Head Coach : LEHTERA Tero										Shots on Goal				Time on Ice									
No.	Pos.	Name	G	A	P	PIM	FO+	FO-	FO+/-	FO%	1	2	3	OT	TS	+/-	1	2	3	OT	TOT	SHF	AVG
7	D	RANTALA Sanni	0	0	0	0	0	0	0	0.00	1	0	1		2	+1	6:30	4:57	6:13		17:40	25	0:42
9	D	LAITINEN Nelli +A	0	0	0	0	0	0	0	0.00	1	0	0		1	+1	6:53	4:46	7:28		19:07	25	0:45
16	F	NIEMINEN Petra	0	1	1	2	6	8	-2	42.86	2	0	0		2	-1	5:21	7:04	5:14		17:39	23	0:46
19	F	KUOPPALA Ida	0	0	0	0	0	0	0	0.00	0	1	0		1	0	5:13	4:26	3:06		12:45	19	0:40
33	F	KARVINEN Michelle +C	0	1	1	0	0	0	0	0.00	0	1	3		4	0	5:51	6:17	5:49		17:57	22	0:48
8	D	SUORANTA Elli	0	0	0	0	0	0	0	0.00	1	0	0		1	0	6:36	4:13	4:53		15:42	19	0:49
24	F	VAINIKKA Viivi	1	0	1	0	1	4	-3	20.00	2	3	1		6	-1	4:30	4:59	6:32		16:01	21	0:45
40	F	TULUS Noora	0	0	0	0	3	3	0	50.00	0	2	0		2	-1	5:51	4:08	6:32		16:31	21	0:47
61	F	NUUTINEN Emma	0	0	0	0	0	0	0	0.00	0	0	0		0	-1	4:25	3:49	6:22		14:36	21	0:41



Head Coach : LEHTERA Tero											Shots on Goal				Time on Ice								
No.	Pos.	Name	G	A	P	PIM	FO+	FO-	FO+/-	FO%	1	2	3	OT	TS	+/-	1	2	3	OT	TOT	SHF	AVG
88	D	SAVOLAINEN Ronja +A	0	0	0	0	0	0	0	0.00	0	0	1		1	0	7:05	7:18	6:20		20:43	26	0:47
2	D	KARJALAINEN Sini	0	0	0	0	0	0	0	0.00	0	0	0		0	0	3:55	5:19	3:58		13:12	19	0:41
6	D	HIIRIKOSKI Jenni	0	0	0	0	0	0	0	0.00	0	1	0		1	-1	5:33	7:09	7:01		19:43	24	0:49
10	F	HOLOPAINEN Elisa	0	0	0	0	0	0	0	0.00	0	2	1		3	0	6:42	4:31	5:45		16:58	22	0:46
12	F	VANHANEN Sanni	1	1	2	0	4	4	0	50.00	0	1	0		1	0	5:11	5:46	6:01		16:58	21	0:48
22	F	SCHALIN Julia	0	1	1	0	0	0	0	0.00	2	0	1		3	0	6:13	5:05	5:36		16:54	22	0:46
5	D	YRJOLA Siiri	0	0	0	0	0	0	0	0.00	0	0	0		0	0	3:28	2:15	0:00		5:43	6	0:57
18	F	NYLUND Jenniina	0	1	1	0	2	6	-4	25.00	0	1	1		2	+1	3:27	5:49	4:20		13:36	20	0:40
32	F	VESA Emilia	0	1	1	0	0	0	0	0.00	0	0	0		0	+1	3:37	5:18	4:23		13:18	21	0:38
91	F	LIKALA Julia	1	0	1	0	0	0	0	0.00	0	1	0		1	+1	3:36	4:56	4:27		12:59	20	0:38
1	GK	AHOLA Sanni	0	0	0	0					0	0	0		0								
30	GK	KYRKKO Emilia	0	0	0	0					0	0	0		0								
<b>Total</b>			<b>3</b>	<b>6</b>	<b>9</b>	<b>2</b>	<b>16</b>	<b>25</b>	<b>-9</b>	<b>39.02</b>	<b>9</b>	<b>13</b>	<b>9</b>		<b>31</b>								

Team : SUI (White)																							
Head Coach : MULLER Colin											Shots on Goal				Time on Ice								
No.	Pos.	Name	G	A	P	PIM	FO+	FO-	FO+/-	FO%	1	2	3	OT	TS	+/-	1	2	3	OT	TOT	SHF	AVG
7	F	STALDER Lara +C	0	0	0	0	0	0	0	0.00	0	0	0		0	0	0:01	0:00	0:00		0:01	1	0:01
17	D	CHRISTEN Lara	0	0	0	2	0	0	0	0.00	0	0	0		0	-1	7:52	6:36	9:45		24:13	25	0:58
22	F	LEEMANN Sinja	0	0	0	0	1	1	0	50.00	0	0	1		1	-1	5:46	4:19	5:28		15:33	24	0:38
25	F	MULLER Alina +A	1	0	1	2	13	8	5	61.90	1	2	0		3	0	6:46	6:11	7:03		20:00	25	0:48
82	D	BAECHLER Alessia	0	0	0	0	0	0	0	0.00	0	0	1		1	-1	7:55	8:26	8:10		24:31	25	0:58
2	D	BUCHI Annic	0	0	0	4	0	0	0	0.00	0	0	0		0	0	3:16	1:37	2:55		7:48	13	0:36
13	F	WEY Ivana	0	0	0	0	7	2	5	77.78	0	2	0		2	0	4:24	6:15	8:00		18:39	23	0:48
16	D	VALLARIO Nicole	0	0	0	0	0	0	0	0.00	0	0	0		0	0	5:38	6:15	4:35		16:28	19	0:52
21	F	ENZLER Rahel	0	0	0	0	0	0	0	0.00	1	1	0		2	0	4:45	5:50	2:57		13:32	16	0:50
28	F	MARTI Alina	0	0	0	0	0	0	0	0.00	0	0	1		1	0	4:14	7:17	7:35		19:06	24	0:47
9	D	SIGRIST Shannon	0	0	0	0	0	0	0	0.00	0	0	0		0	0	3:03	4:38	4:05		11:46	16	0:44
11	F	ZIMMERMANN Laura	0	0	0	2	0	0	0	0.00	0	0	0		0	0	3:58	3:48	4:29		12:15	19	0:38
18	D	WETLI Stefanie	0	0	0	0	0	0	0	0.00	0	0	0		0	+1	5:36	5:37	5:29		16:42	23	0:43
26	F	HERZIG Naemi	0	0	0	0	2	4	-2	33.33	0	0	0		0	0	5:10	4:28	5:38		15:16	22	0:41
71	F	LUTZ Lena Marie	0	0	0	0	0	0	0	0.00	1	1	1		3	0	7:15	3:40	4:51		15:46	17	0:55
8	F	QUENNEC Kaleigh +A	0	0	0	0	0	0	0	0.00	1	0	0		1	0	3:46	3:35	2:21		9:42	10	0:58
12	F	RUEDI Lisa	0	0	0	0	2	0	2	100.00	0	0	0		0	0	3:07	2:21	2:13		7:41	10	0:46
15	D	MERIGUET Laure	0	0	0	0	0	1	-1	0.00	0	0	0		0	+1	6:40	6:44	5:20		18:44	20	0:56
68	F	BALZER Leoni	0	0	0	0	0	0	0	0.00	0	0	0		0	0	6:03	4:13	3:26		13:42	17	0:48
53	F	SCHAEFER Vanessa	0	0	0	0	0	0	0	0.00	1	0	0		1	0	4:45	4:11	2:16		11:12	14	0:48
20	GK	BRAENDLI Andrea	0	0	0	0					0	0	0		0								
29	GK	MAURER Saskia	0	0	0	0					0	0	0		0								
<b>Total</b>			<b>1</b>	<b>0</b>	<b>1</b>	<b>10</b>	<b>25</b>	<b>16</b>	<b>9</b>	<b>60.98</b>	<b>5</b>	<b>6</b>	<b>4</b>		<b>15</b>								

Group A

R	Team	GP	W	OTW	OTL	L	GDF	GF:GA	PTS
1	USA	4	4	0	0	0	+19	20 : 1	12
2	CAN	3	2	0	0	1	+3	9 : 6	6
3	CZE	4	1	0	1	2	-7	7 : 14	4
4	FIN	3	1	0	0	2	-5	3 : 8	3
5	SUI	4	0	1	0	3	-10	5 : 15	2

	CAN	CZE	FIN	SUI	USA
CAN		5:1	THU 12 FEB 14:30	4:0	0:5
CZE	1:5		2:0	3:4	1:5
FIN	THU 12 FEB 14:30	0:2		3:1	0:5
SUI	0:4	4:3	1:3		0:5
USA	5:0	5:1	5:0	5:0	



Legend:					
<b>(G)</b> Goals in tournament	*	Does not count for Plus/minus	<b>+/-</b>	Plus/minus net	<b>+A</b> Alternate Captain
<b>+C</b> Captain	<b>A</b>	Assists	<b>AVG</b>	Average time on ice / shift	<b>D</b> Defender
<b>EQ</b> Equal strength	<b>ET/Res</b>	Penalty end time/Result of game	<b>F</b>	Forward	<b>FO%</b> % Face-offs won
<b>FO+</b> Face-offs won	<b>FO-</b>	Face-offs lost	<b>FO+/-</b>	Face-offs net	<b>G</b> Goals
<b>GA</b> Goals against	<b>GDF</b>	Goal difference	<b>GF</b>	Goals for	<b>GK</b> Goalkeeper
<b>GP</b> Games played	<b>L</b>	Losses	<b>MIP</b>	Minutes in play (GK)	<b>No.</b> Jersey number
<b>OT</b> Overtime	<b>OTL</b>	Overtime losses	<b>OTW</b>	Overtime wins	<b>P</b> Points
<b>PIM</b> Penalties in minutes	<b>Pos.</b>	Position	<b>PP1</b>	Power play - 1 player	<b>PPG</b> Power play goals
<b>PTS</b> Points	<b>R</b>	Rank	<b>SH1</b>	Shorthanded - 1 player	<b>SHF</b> Number of shifts
<b>SHG</b> Shorthanded goals	<b>SOG</b>	Shots on goal	<b>SVS</b>	Saves	<b>TOT</b> Total
<b>TTP</b> Time on power play	<b>TS</b>	Total shots	<b>W</b>	Wins	



Shot Chart

Tabella azioni di tiro / Analyse des tirs

FIN - SUI

Shots by FIN  
Goal (o): 0  
Block (<): 14  
Save (+): 9  
Miss (-): 5



GK 29 of SUI



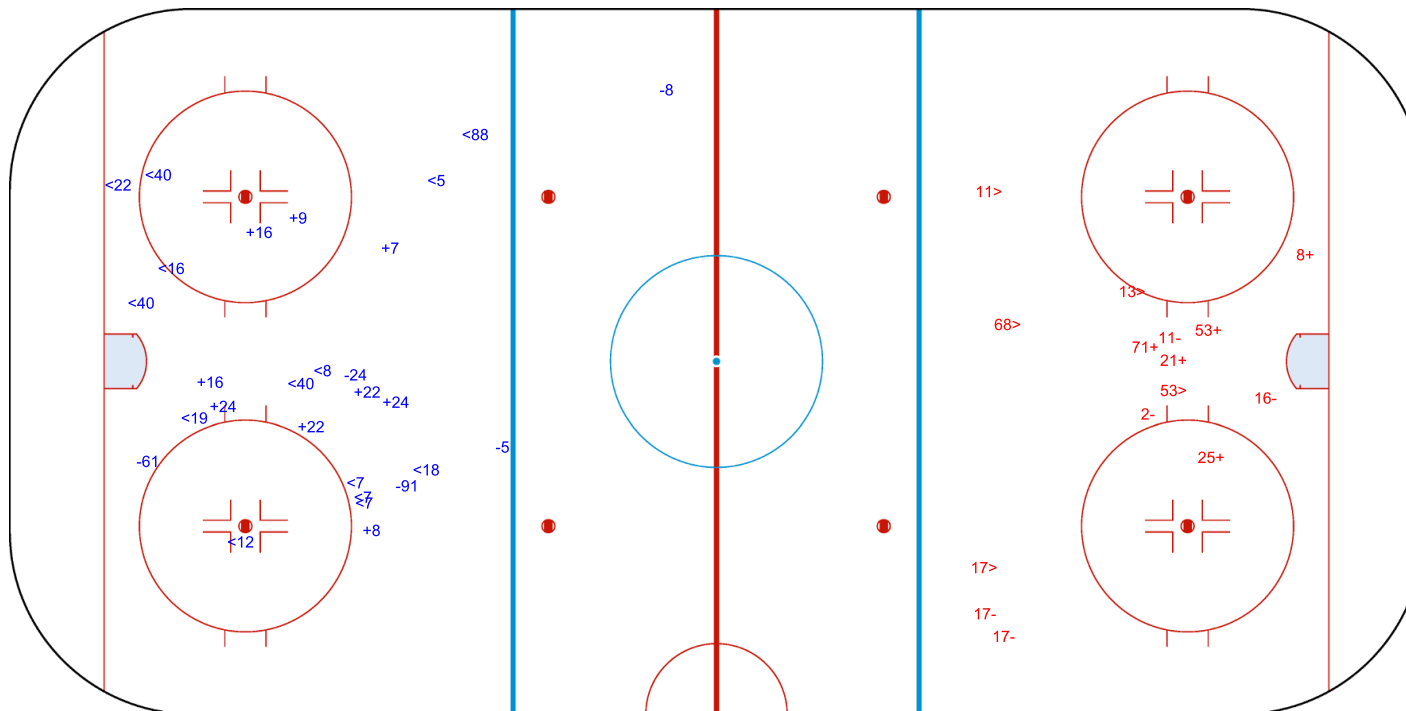
1st Period



Shots by SUI  
Goal (o): 0  
Block (>): 5  
Save (+): 5  
Miss (-): 5



GK 1 of FIN





Milano Rho Ice Hockey

TUE 10 FEB 2026

Start Time 21:10

Ice Hockey  
Hockey su ghiaccio / Hockey sur glace


Women  
Donne / Femmes

Preliminary round - Group A, Game 20

Turno preliminare - Gruppo A, Partita 20 / Tour preliminaire - Groupe A, Match 20

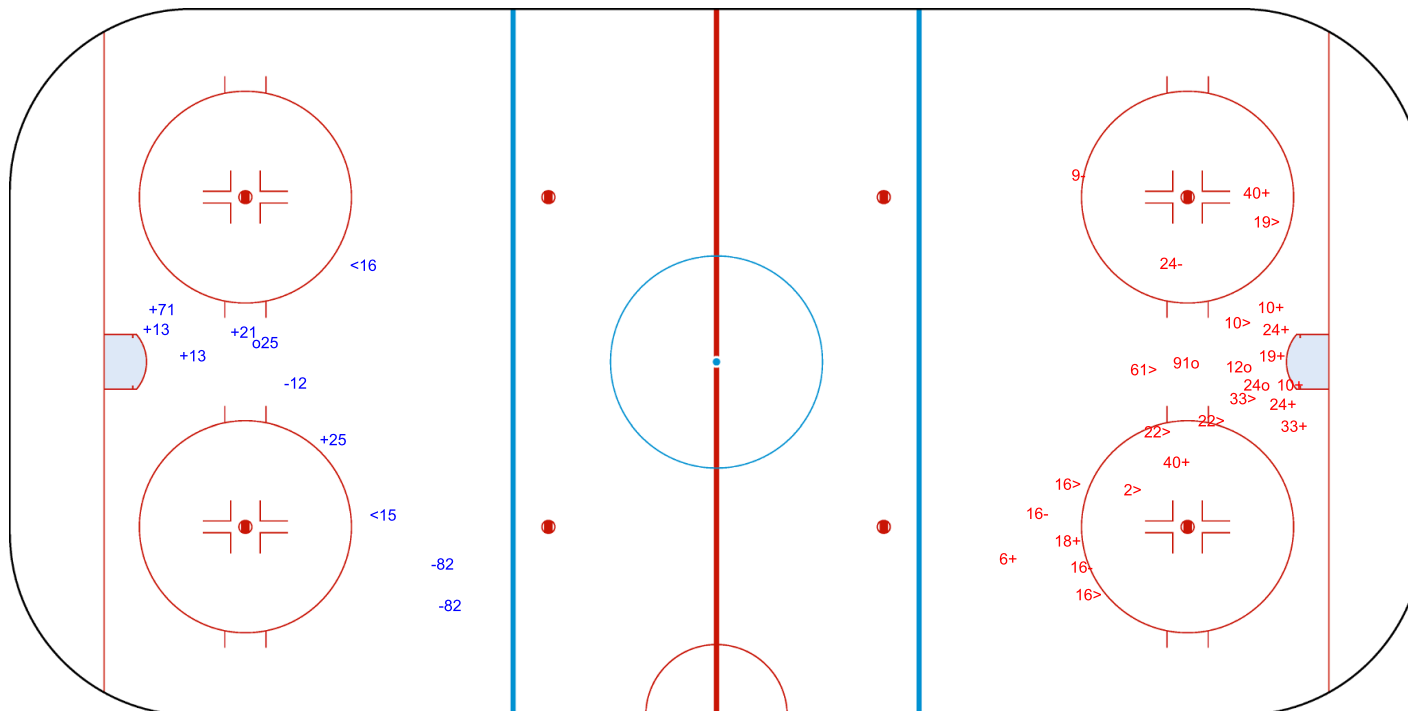


Shots by SUI  
Goal (o): 1  
Block (<): 2  
Save (+): 5  
Miss (-): 3

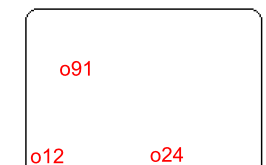


GK 1 of FIN

FIN 2nd Period SUI



Shots by FIN  
Goal (o): 3  
Block (>): 9  
Save (+): 10  
Miss (-): 4



GK 29 of SUI



Milano Rho Ice Hockey

TUE 10 FEB 2026

Start Time 21:10

Ice Hockey  
Hockey su ghiaccio / Hockey sur glace

Women  
Donne / Femmes

Preliminary round - Group A, Game 20

Turno preliminare - Gruppo A, Partita 20 / Tour preliminaire - Groupe A, Match 20



Shots by FIN  
Goal (o): 0  
Block (<): 11

Save (+): 9  
Miss (-): 11



GK 29 of SUI



3rd Period



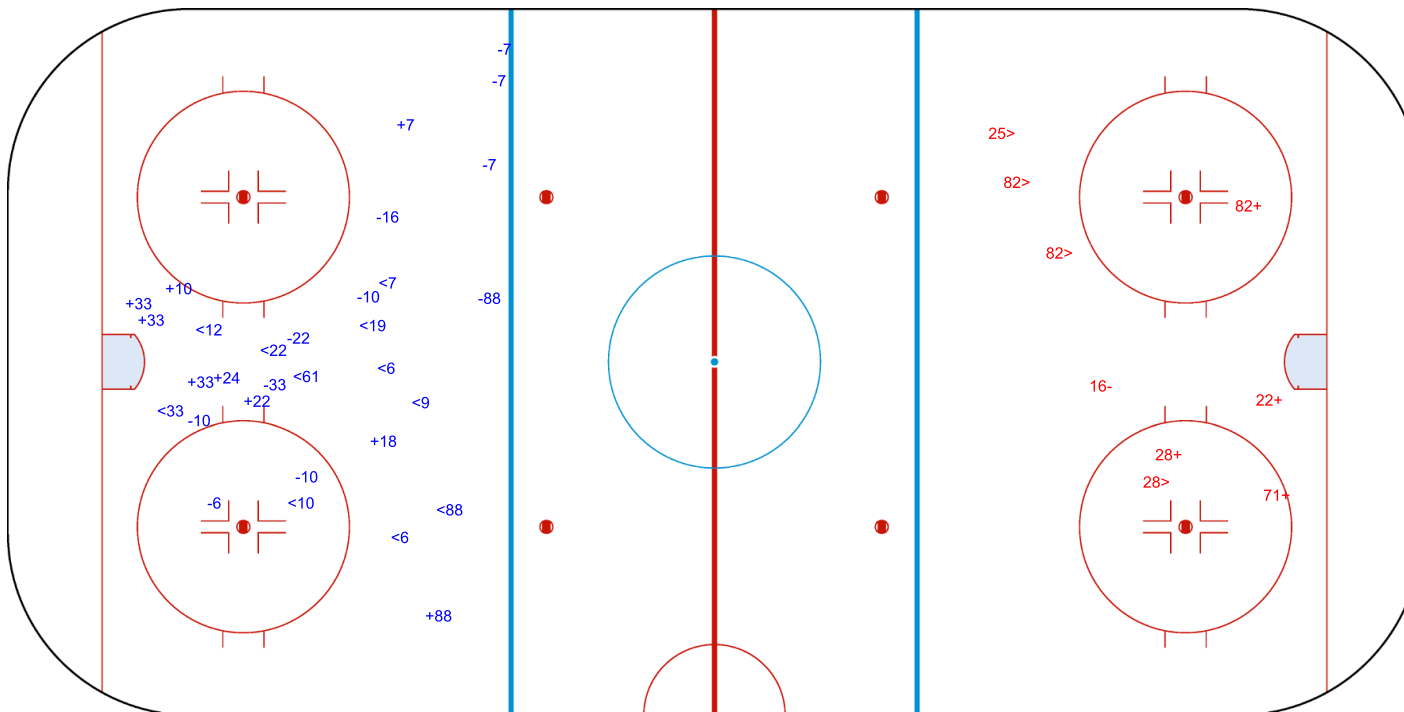
Shots by SUI

Goal (o): 0  
Block (>): 4

Save (+): 4  
Miss (-): 1



GK 1 of FIN



Legend: GK Goalkeeper



## Face-off Chart

Tabella ingaggi / Statistiques des mises en jeu

### FIN - SUI

#### 1st PERIOD

	FIN		SUI		FIN		SUI		Total wins all zones				
	Def. zone	Att. zone	Neutral zone	Neutral zone	Att. zone	Def. zone	Def. zone	Att. zone					
	+ 12	- 15	- 16	+ 25	+ 12	- 25			<table border="1"> <thead> <tr> <th>FIN</th> <th>SUI</th> </tr> </thead> <tbody> <tr> <td>8 / 89%</td> <td>1 / 11%</td> </tr> </tbody> </table>	FIN	SUI	8 / 89%	1 / 11%
FIN	SUI												
8 / 89%	1 / 11%												
	+ 16	- 26	+ 40	- 25	+ 18	- 25							
					+ 16	- 25							
					+ 16	- 26							
					+ 16	- 25							
Total wins / period	2 / 100%	0 / 0%	1 / 50%	1 / 50%	5 / 100%	0 / 0%							

#### 2nd PERIOD

	FIN		SUI		FIN		SUI		Total wins all zones				
	Def. zone	Att. zone	Neutral zone	Neutral zone	Att. zone	Def. zone	Def. zone	Att. zone					
	- 40	+ 13	- 16	+ 25	- 40	+ 25			<table border="1"> <thead> <tr> <th>FIN</th> <th>SUI</th> </tr> </thead> <tbody> <tr> <td>2 / 13%</td> <td>14 / 87%</td> </tr> </tbody> </table>	FIN	SUI	2 / 13%	14 / 87%
FIN	SUI												
2 / 13%	14 / 87%												
	- 12	+ 25	+ 16	- 25	- 16	+ 13							
	- 12	+ 25	- 16	+ 12	- 40	+ 13							
	- 24	+ 22	- 16	+ 12	- 24	+ 25							
			- 18	+ 26	- 24	+ 25							
			+ 12	- 13									
			- 18	+ 26									
Total wins / period	0 / 0%	4 / 100%	2 / 29%	5 / 71%	0 / 0%	5 / 100%							

#### 3rd PERIOD

	FIN		SUI		FIN		SUI		Total wins all zones				
	Def. zone	Att. zone	Neutral zone	Neutral zone	Att. zone	Def. zone	Def. zone	Att. zone					
	- 16	+ 13	- 16	+ 25	- 24	+ 25			<table border="1"> <thead> <tr> <th>FIN</th> <th>SUI</th> </tr> </thead> <tbody> <tr> <td>6 / 38%</td> <td>10 / 62%</td> </tr> </tbody> </table>	FIN	SUI	6 / 38%	10 / 62%
FIN	SUI												
6 / 38%	10 / 62%												
	- 16	+ 25	+ 16	- 25	- 18	+ 25							
	- 12	+ 25	- 18	+ 13	+ 24	- 26							
	- 18	+ 25			- 12	+ 13							
					+ 18	- 22							
					+ 40	- 26							
					+ 12	- 25							
					+ 40	- 13							
					- 18	+ 13							
Total wins / period	0 / 0%	4 / 100%	1 / 33%	2 / 67%	5 / 56%	4 / 44%							

#### TOTAL

	FIN		SUI		FIN		SUI		Total wins all zones				
	Def. zone	Att. zone	Neutral zone	Neutral zone	Att. zone	Def. zone	Def. zone	Att. zone					
Total wins / game	2 / 20%	8 / 80%	4 / 33%	8 / 67%	10 / 53%	9 / 47%			<table border="1"> <thead> <tr> <th>FIN</th> <th>SUI</th> </tr> </thead> <tbody> <tr> <td>16 / 39%</td> <td>25 / 61%</td> </tr> </tbody> </table>	FIN	SUI	16 / 39%	25 / 61%
FIN	SUI												
16 / 39%	25 / 61%												



HEAD TO HEAD

		SUI										
No.	12	13	15	22	25	26	Tot.	wins FIN	Dz	Nz	Az	
FIN	12	1 - 1	1 - 0		2 - 3		8	4 50%	1 25%	1 100%	2 67%	
	16	0 - 2	0 - 2		4 - 4	2 - 0	14	6 43%	1 33%	2 29%	3 75%	
	18		0 - 2		1 - 0	1 - 2	0 - 2	8	2 25%	0 0%	0 0%	2 50%
	24				0 - 1	0 - 3	1 - 0	5	1 20%	0 0%		1 25%
	40		1 - 2			1 - 1	1 - 0	6	3 50%	0 0%	1 100%	2 50%
<b>Tot.</b>	2	9	1	2	21	6	41	16 39%	2 20%	4 33%	10 53%	
<b>wins SUI</b>	2 100%	7 78%	0 0%	1 50%	13 62%	2 33%	25 61%					
<b>Dz</b>		4 80%		0 0%	5 50%	0 0%	9 47%					
<b>Nz</b>	2 100%	1 50%			3 50%	2 100%	8 67%					
<b>Az</b>		2 100%	0 0%	1 100%	5 100%	0 0%	8 80%					

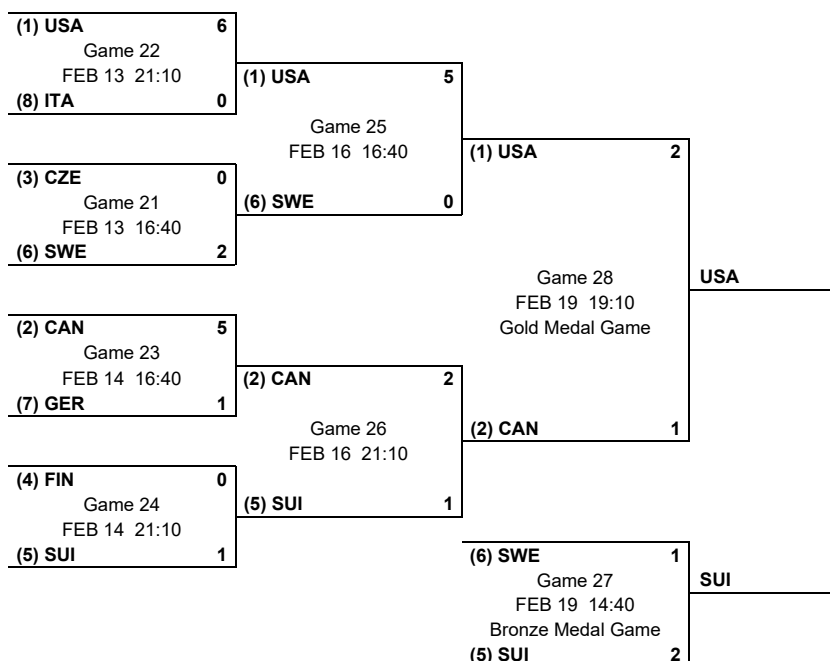
<b>Legend:</b>						
<b>Att.</b> Attacking	<b>Az</b> Attacking zone	<b>Def.</b> Defending	<b>Dz</b> Defending zone			
<b>No.</b> Jersey number	<b>Nz</b> Neutral zone	<b>Tot.</b> Total face-offs played				



**Tournament Progress**  
Andamento del torneo / Evolution du tournoi  
As of THU 19 FEB 2026

Game	Round	Date	Time	Teams	Results	1	2	3	OT	SO	Venue
21	QF	FRI 13 FEB	16:40	CZE - SWE	0 - 2	0 - 0	0 - 1	0 - 1			Milano Rho Ice Hockey
22	QF	FRI 13 FEB	21:10	USA - ITA	6 - 0	1 - 0	5 - 0	0 - 0			Milano Rho Ice Hockey
23	QF	SAT 14 FEB	16:40	CAN - GER	5 - 1	2 - 0	1 - 0	2 - 1			Milano Rho Ice Hockey
24	QF	SAT 14 FEB	21:10	FIN - SUI	0 - 1	0 - 0	0 - 1	0 - 0			Milano Rho Ice Hockey
25	SF	MON 16 FEB	16:40	USA - SWE	5 - 0	1 - 0	4 - 0	0 - 0			Milano Santagiulia IHO
26	SF	MON 16 FEB	21:10	CAN - SUI	2 - 1	0 - 0	2 - 0	0 - 1			Milano Santagiulia IHO
27	BMG	THU 19 FEB	14:40	SUI - SWE	2 - 1	0 - 0	1 - 1	0 - 0	1 - 0		Milano Santagiulia IHO
28	GMG	THU 19 FEB	19:10	USA - CAN	2 - 1	0 - 0	0 - 1	1 - 0	1 - 0		Milano Santagiulia IHO

Quarterfinals	Semifinals	Finals
---------------	------------	--------



**Final Ranking**

- Gold** United States of America
- Silver** Canada
- Bronze** Switzerland
- 4 Sweden
- 5 Czechia
- 6 Finland
- 7 Germany
- 8 Italy
- 9 Japan
- 10 France

Legend:						
<b>1</b>	1st period	<b>2</b>	2nd period	<b>3</b>	3rd period	<b>BMG</b> Bronze Medal Game
<b>GMG</b>	Gold Medal Game	<b>OT</b>	Overtime	<b>QF</b>	Quarterfinals	<b>SF</b> Semifinals
<b>SO</b>	Shootout					



## Line-Ups

Formazioni / Composition des equipes

### CZE - SWE

#### Referees

10 McKENNA Michelle (CAN), 21 TASSONI Amanda (USA)

#### Linespersons

56 BUCKNER Sarah (USA), 50 TODD Justine (CAN)

#### Goalkeepers

Team: CZE

No.	Name
29	PESLAROVA Klara
32	PEJSOVA Julie

Team: SWE

No.	Name
1	SVENSSON TRAFF Ebba
30	SODERBERG Emma

#### Team Line-ups

Team: CZE (Red)

No.	Pos.	Name
2	D	TEJRALOVA Aneta +C
24	D	CAJANOVA Sara
16	F	MRAZOVA Katerina +A
19	F	MLYNKOVA Natalie
21	F	VANISOVA Tereza
4	D	PEJSOVA Daniela
28	D	NEUBAUEROVA Noemi
10	F	KRIZOVA Denisa +A
18	F	PEJZLOVA Michaela
22	F	PLOSOVA Tereza
7	D	SEROISZKOVA Klara
14	D	LASKOVA Dominika
3	F	SAPOVALIVOVA Adela
12	F	HYMLAROVA Klara
98	F	KALTOUNKOVA Kristyna
15	D	TRNKOVA Andrea
8	F	PISTEKOVA Tereza
20	F	JURICKOVA Barbora
26	F	PRIBYLOVA Vendula
6	F	VOCETKOVA Linda

Head Coach: MACLEOD Carla Rae

#### NOT DRESSED:

1 GK HESOVA Michaela

Team: SWE (Yellow)

No.	Pos.	Name
7	D	JUNGAKER Mira
12	D	NYLEN PERSSON Maja
8	F	SVENSSON Hilda
23	F	JOHANSSON Thea
26	F	OLSSON Hanna +A
55	D	RAUNIO Jenna
71	D	KJELLBIN Anna +C
15	F	JOHANSSON Lisa
19	F	HJALMARSSON Sara +A
22	F	THUVIK Hanna
9	D	ADOLFSSON Jessica
14	D	KARLSSON Ida
11	F	BOUVENG Josefin
17	F	LUNDIN Sofie
34	F	HALLIN Mira
4	D	ANDERSSON Linnea
24	F	HEDQVIST Ebba
25	F	LJUNGBLOM Lina
89	F	HALL Nicole
29	F	WIKNER ZIENKIEWICZ Felizia

Head Coach: LUNDBERG Ulf

#### NOT DRESSED:

35 GK HOLM Tindra

#### Legend:

+A Alternate Captain      +C Captain      D Defender      F Forward  
No. Jersey number      Pos. Position



## Graphical Line-ups

Schema grafico formazioni / Alignments

### CZE - SWE

#### Referees

10 McKENNA Michelle (CAN), 21 TASSONI Amanda (USA)

#### Linespersons

56 BUCKNER Sarah (USA), 50 TODD Justine (CAN)

Team: CZE - Czechia (Red)

Head Coach: MACLEOD Carla Rae

S1 29 PESLAROVA Klara		
32 PEJSOVA Julie		
S6 21 VANISOVA Tereza	S4 16 MRAZOVA Katerina +A	S5 19 MLYNKOVA Natalie
S2 2 TEJRALOVA Aneta +C	S3 24 CAJANOVA Sara	
10 KRIZOVA Denisa +A	18 PEJZLOVA Michaela	22 PLOSOVA Tereza
4 PEJSOVA Daniela		28 NEUBAUEROVA Noemi
3 SAPOVALIVOVA Adela	98 KALTOUNKOVA Kristyna	12 HYMLAROVA Klara
7 SEROISZKOVA Klara		14 LASKOVA Dominika
26 PRIBYLOVA Vendula	8 PISTEKOVA Tereza	20 JURICKOVA Barbora
15 TRNKOVA Andrea		
6 VOCETKOVA Linda		

Team: SWE - Sweden (Yellow)

Head Coach: LUNDBERG Ulf

S1 1 SVENSSON TRAFF Ebba		
30 SODERBERG Emma		
S4 8 SVENSSON Hilda	S6 26 OLSSON Hanna +A	S5 23 JOHANSSON Thea
S2 7 JUNGAKER Mira	S3 12 NYLEN PERSSON Maja	
15 JOHANSSON Lisa	19 HJALMARSSON Sara +A	22 THUVIK Hanna
55 RAUNIO Jenna		71 KJELLBIN Anna +C
34 HALLIN Mira	17 LUNDIN Sofie	11 BOUVENG Josefin
9 ADOLFSSON Jessica		14 KARLSSON Ida
24 HEDQVIST Ebba	25 LJUNGBLOM Lina	89 HALL Nicole
4 ANDERSSON Linnea		
29 WIKNER ZIENKIEWICZ Felizia		

#### Legend:

+A Alternate Captain

+C Captain

Sn Starting position



## Game Summary

Tabella riassuntiva partita / Resume du match

**CZE - SWE 0 - 2 (0 - 0, 0 - 1, 0 - 1)**

Spectators	Referees	Linespersons
3360	10 McKENNA Michelle (CAN) , 21 TASSONI Amanda (USA)	56 BUCKNER Sarah (USA) , 50 TODD Justine (CAN)

### Team Statistics

Period	Score	SVS	SOG	PIM	TPP	PPG	SHG
1	0 : 0	6 : 6	6 : 6	0 : 4	4:00 : 0:00	0 : 0	0 : 0
2	0 : 1	11 : 10	10 : 12	8 : 2	0:00 : 5:22	0 : 1	0 : 0
3	0 : 1	4 : 13	13 : 5	0 : 4	4:00 : 0:00	0 : 0	0 : 0
<b>Total</b>	<b>0 : 2</b>	<b>21 : 29</b>	<b>29 : 23</b>	<b>8 : 10</b>	<b>8:00 : 5:22</b>	<b>0 : 1</b>	<b>0 : 0</b>

### 1st Period

Action	Time	ET/Res	Team	Type	No.	Name	(G) Name of Assistant(s) / Action Description
GK	00:00		CZE		29	PESLAROVA K	- Goalkeeper in
GK	00:00		SWE		1	SVENSSON TRAFF E	- Goalkeeper in
Penalty	01:29	03:29	SWE	2 min.	23	JOHANSSON T	- Illegal Hit
Penalty	09:28	11:28	SWE	2 min.	14	KARLSSON I	- Holding

### 2nd Period

Action	Time	ET/Res	Team	Type	No.	Name	(G) Name of Assistant(s) / Action Description
Penalty	23:25	24:47	CZE	2 min.	21	VANISOVA T	- Interference on a Goalkeeper
<b>Goal</b>	<b>24:47</b>	<b>0 : 1</b>	<b>SWE</b>	<b>PP1</b>	<b>26</b>	<b>OLSSON H</b>	(3) 8 SVENSSON H On Ice CZE 29 4 8 10 28 12 NYLEN PERSSON M SWE 1 8 11 12 19 26 *
Penalty	26:24	28:24	CZE	2 min.	98	KALTOUNKOVA K	- Tripping
Penalty	30:46	32:46	SWE	2 min.	23	JOHANSSON T	- Cross-Checking
Penalty	30:46	32:46	CZE	2 min.	2	TEJRALOVA A	- Roughing
Penalty	37:10	39:10	CZE	2 min.	98	KALTOUNKOVA K	- Delaying the Game

### 3rd Period

Action	Time	ET/Res	Team	Type	No.	Name	(G) Name of Assistant(s) / Action Description
Penalty	50:13	52:13	SWE	2 min.	23	JOHANSSON T	- Interference on a Goalkeeper
Penalty	55:18	57:18	SWE	2 min.	23	JOHANSSON T	- Cross-Checking
GK	59:05		CZE				29 PESLAROVA K - Goalkeeper out
<b>Goal</b>	<b>59:35</b>	<b>0 : 2</b>	<b>SWE</b>	<b>EQ</b>	<b>8</b>	<b>SVENSSON H</b>	(1) 71 KJELLBIN A On Ice CZE 12 16 18 21 24 98 SWE 1 8 9 23 26 71
GK	59:35		CZE		29	PESLAROVA K	- Goalkeeper in
GK	59:44		CZE				29 PESLAROVA K - Goalkeeper out
GK	60:00		SWE				1 SVENSSON TRAFF E - Goalkeeper out

### Goalkeeper Records

Team : CZE - Czechia

No.	Name	SOG	SVS	MIP
29	PESLAROVA Klara	22	21	59:14
32	PEJSOVA Julie			

Team : SWE - Sweden

No.	Name	SOG	SVS	MIP
1	SVENSSON TRAFF Ebba	29	29	60:00
30	SODERBERG Emma			

### Game Statistics

Team : CZE (Red)																				
Head Coach : MACLEOD Carla Rae																				
No. Pos.	Name	G	A	P	PIM	FO+	FO-	FO+/-	FO%	Shots on Goal				OT	TS	+/-	Time on Ice			
										1	2	3	OT				1	2	3	OT
2	D TEJRALOVA Aneta +C	0	0	0	2	0	0	0	0.00	0	1	0	1	0	1:45	6:50	6:42	15:17	19	0:48
16	F MRAZOVA Katerina +A	0	0	0	0	8	9	-1	47.06	1	0	1	2	-1	6:34	5:51	9:05	21:30	30	0:43
19	F MLYNKOVA Natalie	0	0	0	0	0	0	0	0.00	2	2	1	5	0	6:51	5:24	8:13	20:28	28	0:43
21	F VANISOVA Tereza	0	0	0	2	0	0	0	0.00	0	2	2	4	-1	5:54	5:07	7:56	18:57	27	0:42
24	D CAJANOVA Sara	0	0	0	0	0	0	0	0.00	0	0	1	1	-1	7:12	7:16	6:02	20:30	30	0:41
4	D PEJSOVA Daniela	0	0	0	0	0	0	0	0.00	0	0	1	1	0	6:05	6:48	6:55	19:48	31	0:38
10	F KRIZOVA Denisa +A	0	0	0	0	0	0	0	0.00	0	0	0	0	0	5:54	5:25	4:20	15:39	22	0:42
18	F PEJZLOVA Michaela	0	0	0	0	9	4	5	69.23	0	0	1	1	-1	6:27	5:01	4:38	16:06	22	0:43



Head Coach : MACLEOD Carla Rae										Shots on Goal				Time on Ice									
No.	Pos.	Name	G	A	P	PIM	FO+	FO-	FO+/-	FO%	1	2	3	OT	TS	+/-	1	2	3	OT	TOT	SHF	AVG
22	F	PLOSOVA Tereza	0	0	0	0	0	0	0	0.00	0	1	1		2	0	6:27	4:11	5:13		15:51	21	0:45
28	D	NEUBAUEROVA Noemi	0	0	0	0	0	0	0	0.00	1	0	1		2	0	5:18	8:01	5:19		18:38	29	0:38
3	F	SAPOVALIVOVA Adela	0	0	0	0	1	1	0	50.00	0	1	4		5	0	5:29	3:21	7:24		16:14	22	0:44
7	D	SEROISZKOVA Klara	0	0	0	0	0	0	0	0.00	0	1	0		1	0	5:02	3:24	2:10		10:36	18	0:35
12	F	HYMLAROVA Klara	0	0	0	0	0	2	-2	0.00	0	0	0		0	-1	5:31	4:13	7:33		17:17	22	0:47
14	D	LASKOVA Dominika	0	0	0	0	0	0	0	0.00	0	1	0		1	0	4:10	4:45	2:43		11:38	21	0:33
98	F	KALTOUNKOVA Kristyna	0	0	0	4	14	5	9	73.68	1	1	0		2	-1	5:39	4:20	8:27		18:26	21	0:52
8	F	PISTEKOVA Tereza	0	0	0	0	4	4	0	50.00	0	0	0		0	0	3:00	4:42	1:24		9:06	18	0:30
15	D	TRNKOVA Andrea	0	0	0	0	0	0	0	0.00	0	0	0		0	0	5:19	2:56	2:14		10:29	15	0:41
20	F	JURICKOVA Barbora	0	0	0	0	0	0	0	0.00	0	0	0		0	0	2:41	2:08	2:52		7:41	11	0:41
26	F	PRIBYLOVA Vendula	0	0	0	0	0	0	0	0.00	1	0	0		1	0	3:09	3:57	0:28		7:34	11	0:41
6	F	VOCETKOVA Linda	0	0	0	0	0	0	0	0.00	0	0	0		0	0	1:33	0:54	1:15		3:42	6	0:37
29	GK	PESLAROVA Klara	0	0	0	0					0	0	0		0								
32	GK	PEJSOVA Julie	0	0	0	0					0	0	0		0								
<b>Total</b>			<b>0</b>	<b>0</b>	<b>0</b>	<b>8</b>	<b>36</b>	<b>25</b>	<b>11</b>	<b>59.02</b>	<b>6</b>	<b>10</b>	<b>13</b>		<b>29</b>								

Team : SWE (Yellow)

Head Coach : LUNDBERG Ulf										Shots on Goal				Time on Ice									
No.	Pos.	Name	G	A	P	PIM	FO+	FO-	FO+/-	FO%	1	2	3	OT	TS	+/-	1	2	3	OT	TOT	SHF	AVG
7	D	JUNGAKER Mira	0	0	0	0	0	0	0	0.00	2	2	0		4	0	9:37	8:57	9:55		28:29	35	0:48
8	F	SVENSSON Hilda	1	1	2	0	0	0	0	0.00	1	1	1		3	+1	6:34	8:38	6:29		21:41	30	0:43
12	D	NYLEN PERSSON Maja	0	1	1	0	0	0	0	0.00	1	2	0		3	0	11:10	9:53	9:04		30:07	41	0:44
23	F	JOHANSSON Thea	0	0	0	8	0	0	0	0.00	0	1	1		2	+1	5:51	5:17	6:21		17:29	26	0:40
26	F	OLSSON Hanna +A	1	0	1	0	6	9	-3	40.00	0	2	0		2	+1	4:23	8:46	4:55		18:04	32	0:33
15	F	JOHANSSON Lisa	0	0	0	0	0	0	0	0.00	1	1	1		3	0	3:37	8:01	6:26		18:04	27	0:40
19	F	HJALMARSSON Sara +A	0	0	0	0	12	16	-4	42.86	0	0	1		1	0	7:16	8:05	10:39		26:00	31	0:50
22	F	THUVIK Hanna	0	0	0	0	0	0	0	0.00	0	1	1		2	0	7:08	5:14	9:19		21:41	31	0:41
55	D	RAUNIO Jenna	0	0	0	0	0	0	0	0.00	0	0	0		0	0	1:54	3:13	1:13		6:20	10	0:38
71	D	KJELLBIN Anna +C	0	1	1	0	0	0	0	0.00	1	1	0		2	+1	7:30	6:09	8:45		22:24	36	0:37
9	D	ADOLFSSON Jessica	0	0	0	0	0	0	0	0.00	0	0	0		0	+1	6:06	5:13	7:57		19:16	31	0:37
11	F	BOUVENG Josefin	0	0	0	0	0	0	0	0.00	0	1	0		1	0	4:02	6:01	2:12		12:15	15	0:49
14	D	KARLSSON Ida	0	0	0	2	0	0	0	0.00	0	0	0		0	0	3:57	3:47	3:40		11:24	23	0:29
17	F	LUNDIN Sofie	0	0	0	0	2	4	-2	33.33	0	0	0		0	0	3:56	4:07	2:49		10:52	19	0:34
34	F	HALLIN Mira	0	0	0	0	0	0	0	0.00	0	0	0		0	0	4:20	1:48	2:27		8:35	15	0:34
4	D	ANDERSSON Linnea	0	0	0	0	0	0	0	0.00	0	0	0		0	0	0:09	0:00	0:00		0:09	1	0:09
24	F	HEDQVIST Ebba	0	0	0	0	0	0	0	0.00	0	0	0		0	0	1:59	1:00	1:29		4:28	7	0:38
25	F	LJUNGBLOM Lina	0	0	0	0	5	7	-2	41.67	0	0	0		0	0	3:48	4:51	2:23		11:02	20	0:33
89	F	HALL Nicole	0	0	0	0	0	0	0	0.00	0	0	0		0	0	2:45	1:00	0:00		3:45	6	0:37
29	F	WIKNER ZIENKIEWICZ Felizia	0	0	0	0	0	0	0	0.00	0	0	0		0	0	0:01	0:00	0:00		0:01	1	0:01
1	GK	SVENSSON TRAFF Ebba	0	0	0	0					0	0	0		0								
30	GK	SODERBERG Emma	0	0	0	0					0	0	0		0								
<b>Total</b>			<b>2</b>	<b>3</b>	<b>5</b>	<b>10</b>	<b>25</b>	<b>36</b>	<b>-11</b>	<b>40.98</b>	<b>6</b>	<b>12</b>	<b>5</b>		<b>23</b>								

Legend:		
<b>(G)</b> Goals in tournament	<b>*</b> Does not count for Plus/minus	<b>+/-</b> Plus/minus net
<b>+C</b> Captain	<b>A</b> Assists	<b>AVG</b> Average time on ice / shift
<b>ENG</b> Empty net goal	<b>EQ</b> Equal strength	<b>ET/Res</b> Penalty end time/Result of game
<b>FO%</b> % Face-offs won	<b>FO+</b> Face-offs won	<b>FO-</b> Face-offs lost
<b>G</b> Goals	<b>GK</b> Goalkeeper	<b>MIP</b> Minutes in play (GK)
<b>OT</b> Overtime	<b>P</b> Points	<b>PIM</b> Penalties in minutes
<b>PP1</b> Power play - 1 player	<b>PPG</b> Power play goals	<b>SHF</b> Number of shifts
<b>SOG</b> Shots on goal	<b>SVS</b> Saves	<b>TOT</b> Total
<b>TS</b> Total shots		<b>+A</b> Alternate Captain
		<b>D</b> Defender
		<b>F</b> Forward
		<b>FO+/-</b> Face-offs net
		<b>No.</b> Jersey number
		<b>Pos.</b> Position
		<b>SHG</b> Shorthanded goals
		<b>TPP</b> Time on power play



Shot Chart  
Tabella azioni di tiro / Analyse des tirs

CZE - SWE

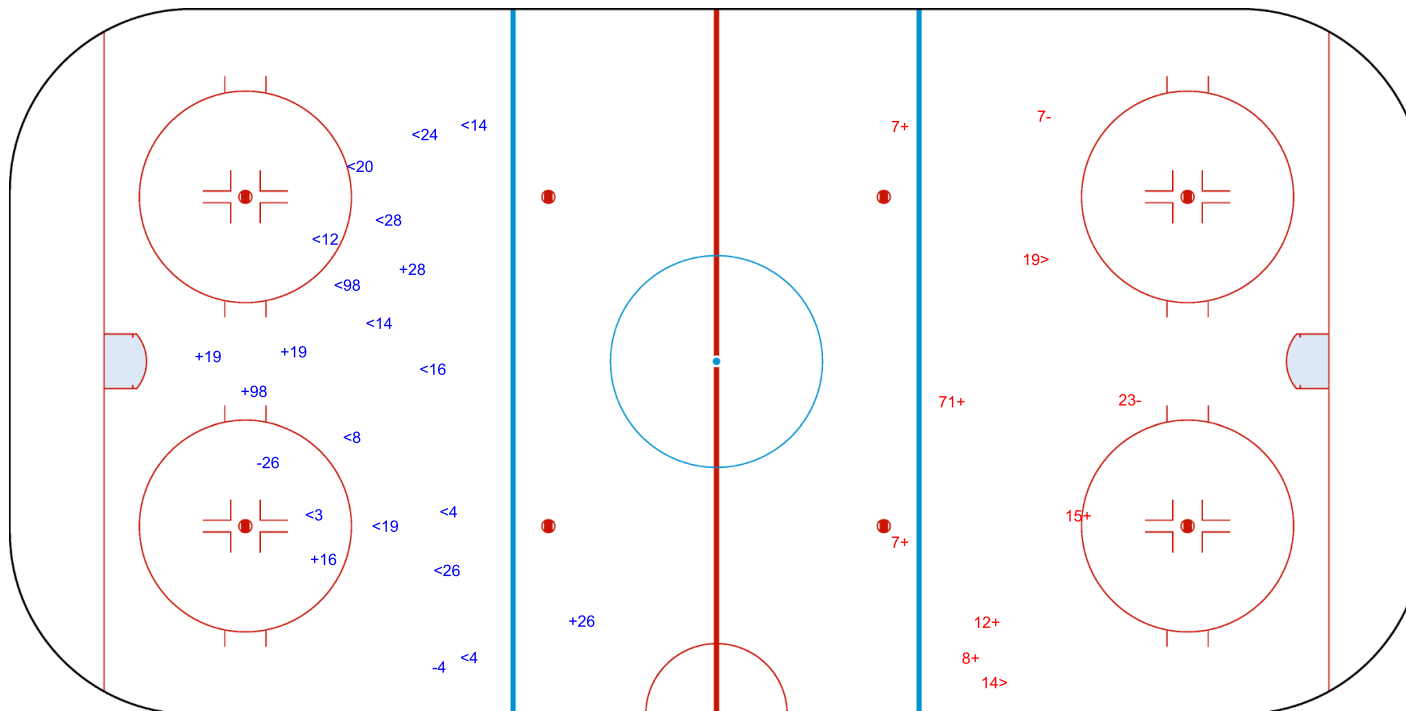
Shots by CZE  
Goal (o): 0  
Block (<): 14  
Save (+): 6  
Miss (-): 2



GK 1 of SWE



1st Period



Shots by SWE  
Goal (o): 0  
Block (>): 2  
Save (+): 6  
Miss (-): 2



GK 29 of CZE



Milano Rho Ice Hockey

FRI 13 FEB 2026

Start Time 16:40

Ice Hockey  
Hockey su ghiaccio / Hockey sur glace

Women  
Donne / Femmes


Play-offs Quarterfinals, Game 21

Quarti di finale play off, Partita 21 / Phase finale, quarts de finale, Match 21



Shots by SWE

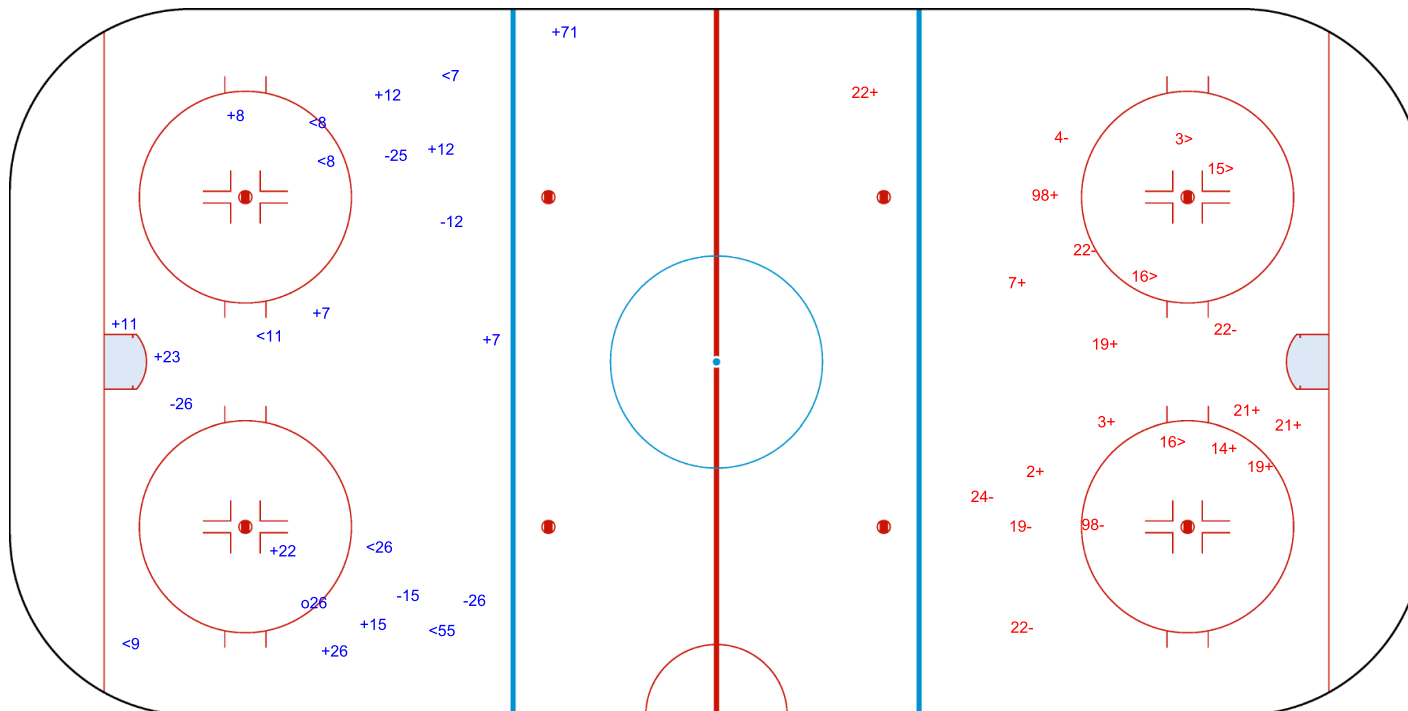
Goal (o): 1      Save (+): 11  
Block (<): 7      Miss (-): 5



GK 29 of CZE



2nd Period



Shots by CZE

Goal (o): 0      Save (+): 10  
Block (>): 4      Miss (-): 7




GK 1 of SWE



Shots by CZE

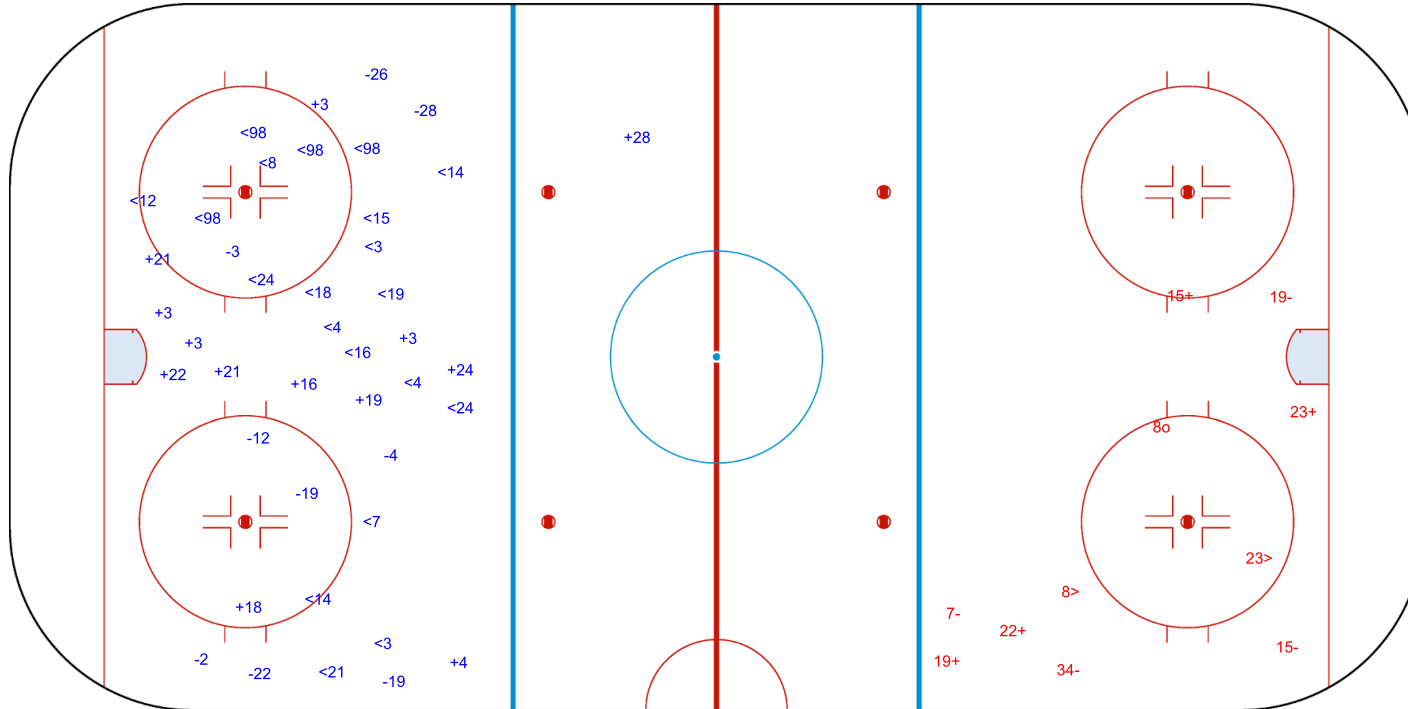
Goal (o): 0      Save (+): 13  
Block (<): 20    Miss (-): 9



GK 1 of SWE



3rd Period



Shots by SWE

Goal (o): 1      Save (+): 4  
Block (>): 2    Miss (-): 4



GK 29 of CZE



ENG

Legend:	Empty net goal	GK	Goalkeeper
ENG			



### Face-off Chart

Tabella ingaggi / Statistiques des mises en jeu

#### CZE - SWE

##### 1st PERIOD

	CZE		SWE		CZE		SWE		
	Def. zone	Att. zone	Neutral zone	Neutral zone	Att. zone	Def. zone	Def. zone		
	+ 18	- 26	- 16	+ 26	- 98	+ 19			Total wins all zones
	+ 98	- 19	- 3	+ 19	+ 3	- 25			
	- 18	+ 26	+ 98	- 19	+ 18	- 17			
	- 18	+ 17	- 16	+ 19	+ 18	- 17			
	+ 18	- 26			+ 18	- 17			
	- 16	+ 19			+ 98	- 19			
					+ 16	- 25			
					- 18	+ 25			
					+ 98	- 25			
Total wins / period	3 / 50%	3 / 50%	1 / 25%	3 / 75%	7 / 78%	2 / 22%			
							Total wins all zones		
							CZE	SWE	
							11 / 58%	8 / 42%	

##### 2nd PERIOD

	CZE		SWE		CZE		SWE			
	Def. zone	Att. zone	Neutral zone	Neutral zone	Att. zone	Def. zone	Def. zone			
	- 98	+ 17	+ 16	- 26	- 16	+ 26			Total wins all zones	
	+ 16	- 26	- 16	+ 25	- 8	+ 25				
	- 98	+ 25	+ 98	- 19	+ 18	- 25				
	- 16	+ 19	- 16	+ 26	- 98	+ 19				
	- 8	+ 25	+ 98	- 26	+ 98	- 17				
	+ 8	- 25			+ 18	- 19				
	- 12	+ 26			+ 98	- 26				
	+ 18	- 26			- 98	+ 19				
	+ 8	- 25								
	- 12	+ 19								
	- 16	+ 19								
	- 8	+ 19								
Total wins / period	4 / 33%	8 / 67%	3 / 60%	2 / 40%	4 / 50%	4 / 50%				
							Total wins all zones			
							CZE	SWE		
							11 / 44%	14 / 56%		

##### 3rd PERIOD

	CZE		SWE		CZE		SWE			
	Def. zone	Att. zone	Neutral zone	Neutral zone	Att. zone	Def. zone	Def. zone			
	- 8	+ 26	+ 16	- 26	+ 98	- 19			Total wins all zones	
	+ 8	- 19	+ 18	- 26	+ 98	- 19				
			+ 8	- 19	+ 16	- 25				
			- 18	+ 19	+ 16	- 19				
					- 16	+ 19				
					+ 98	- 19				
					+ 16	- 19				
					+ 16	- 19				
					+ 98	- 19				
					+ 98	- 19				
					+ 98	- 19				
					+ 98	- 19				
Total wins / period	1 / 50%	1 / 50%	3 / 75%	1 / 25%	10 / 91%	1 / 9%				
							Total wins all zones			
							CZE	SWE		
							14 / 82%	3 / 18%		



TOTAL

Total wins / game	CZE	SWE	Neutral zone		CZE	SWE	Total wins all zones	
	Def. zone	Att. zone			Att. zone	Def. zone	CZE	SWE
	8 / 40%	12 / 60%	7 / 54%	6 / 46%	21 / 75%	7 / 25%	36 / 59%	25 / 41%

HEAD TO HEAD

		SWE				Tot.	wins CZE	Dz	Nz	Az
No.		17	19	25	26					
CZE	3		0 - 1	1 - 0		2	1 50%		0 0%	1 100%
	8		2 - 1	2 - 2	0 - 1	8	4 50%	3 50%	1 100%	0 0%
	12		0 - 1		0 - 1	2	0 0%	0 0%		
	16		3 - 5	2 - 1	3 - 3	17	8 47%	1 25%	2 33%	5 71%
	18	3 - 1	1 - 1	1 - 1	4 - 1	13	9 69%	3 60%	1 50%	5 83%
	98	1 - 1	10 - 3	1 - 1	2 - 0	19	14 74%	1 33%	3 100%	10 77%
	<b>Tot.</b>	6	28	12	15	61	36 59%	8 40%	7 54%	21 75%
	<b>wins SWE</b>	2 33%	12 43%	5 42%	6 40%	25 41%				
	<b>Dz</b>	0 0%	4 27%	2 29%	1 50%	7 25%				
	<b>Nz</b>		3 50%	1 100%	2 33%	6 46%				
	<b>Az</b>	2 100%	5 71%	2 50%	3 43%	12 60%				

<b>Legend:</b>	<b>Att.</b> Attacking	<b>Az</b> Attacking zone	<b>Def.</b> Defending	<b>Dz</b> Defending zone
<b>No.</b> Jersey number	<b>Nz</b> Neutral zone	<b>Tot.</b> Total face-offs played		



## Line-Ups

Formazioni / Composition des equipes

### USA - ITA

#### Referees

14 HENRIKSSON Ida (SWE), 19 NEARY Shauna (CAN)

#### Goalkeepers

Team: USA

No.	Name
31	FRANKEL Aerin
33	PHILIPS Gwyneth

#### Team Line-ups

Team: USA (Blue)

No.	Pos.	Name
5	D	KELLER Megan +A
10	D	EDWARDS Laila
17	F	CURL Britta
21	F	KNIGHT Hilary +C
25	F	CARPENTER Alex +A
4	D	HARVEY Caroline
8	D	WINN Haley
23	F	BILKA Hannah
27	F	HEISE Taylor
37	F	MURPHY Abbey
2	D	STECKLEIN Lee
3	D	BARNES Cayla
12	F	PANNEK Kelly
13	F	ZUMWINKLE Grace
26	F	COYNE Kendall
6	D	GUILDAY Rory
9	F	SIMMS Kirsten
22	F	JANECKE Tessa
24	F	DUNNE Joy
16	F	SCAMURRA Hayley

Head Coach: WROBLEWSKI John

#### NOT DRESSED:

30 GK McNAUGHTON Ava

#### Linespersons

22 LUNDGREN Jessica (SWE), 60 ZACH Erin (CAN)

Team: ITA

No.	Name
1	DURANTE Gabriella
25	FEDEL Martina

Team: ITA (White)

No.	Pos.	Name
18	D	STOCKER Franziska
93	D	MATTIVI Nadia +C
8	F	CAUMO Anna
11	F	REYES Justine
19	F	DELLA ROVERE Kristin
13	D	LOBIS Laura
77	D	FORTINO Laura +A
10	F	ABATANGELO Aurora
17	F	FANTIN Matilde
82	F	TUTINO Kayla +A
2	D	VARANO Amie
27	D	GUERRIERO Kristen
3	F	HEIDENBERGER Manuela
12	F	ROCCELLA Rebecca
15	F	NICCOLAI Greta
55	D	PIERRI Jacquie
4	F	SALETTA Carola
21	F	MAZZOCCHI Marta
22	F	KANEPPELE Sara
14	F	BONAFINI Eleonora

Head Coach: BOUCHARD Eric

#### NOT DRESSED:

66 GK OSTONI Margherita

Legend:					
+A	Alternate Captain	+C	Captain	D	Defender
No.	Jersey number	Pos.	Position	F	Forward



## Graphical Line-ups

Schema grafico formazioni / Alignments

### USA - ITA

#### Referees

14 HENRIKSSON Ida (SWE), 19 NEARY Shauna (CAN)

#### Linespersons

22 LUNDGREN Jessica (SWE), 60 ZACH Erin (CAN)

Team: USA - United States of America (Blue)

Head Coach: WROBLEWSKI John

S1 33 PHILIPS Gwyneth		
31 FRANKEL Aerin		
S4 17 CURL Britta	S6 25 CARPENTER Alex +A	S5 21 KNIGHT Hilary +C
S2 5 KELLER Megan +A		S3 10 EDWARDS Laila
23 BILKA Hannah	27 HEISE Taylor	37 MURPHY Abbey
4 HARVEY Caroline		8 WINN Haley
26 COYNE Kendall	12 PANNEK Kelly	13 ZUMWINKLE Grace
2 STECKLEIN Lee		3 BARNES Cayla
24 DUNNE Joy	22 JANECKE Tessa	9 SIMMS Kirsten
6 GUILDAY Rory		
		16 SCAMURRA Hayley

Team: ITA - Italy (White)

Head Coach: BOUCHARD Eric

S1 1 DURANTE Gabriella		
25 FEDEL Martina		
S4 8 CAUMO Anna	S6 19 DELLA ROVERE Kristin	S5 11 REYES Justine
S3 93 MATTIVI Nadia +C		S2 18 STOCKER Franziska
10 ABATANGELO Aurora	17 FANTIN Matilde	82 TUTINO Kayla +A
13 LOBIS Laura		77 FORTINO Laura +A
12 ROCCELLA Rebecca	15 NICCOLAI Greta	3 HEIDENBERGER Manuela
27 GUERRIERO Kristen		2 VARANO Amie
22 KANEPPELE Sara	4 SALETTA Carola	21 MAZZOCCHI Marta
55 PIERRI Jacquie		
		14 BONAFINI Eleonora

#### Legend:

+A Alternate Captain

+C Captain

Sn

Starting position



### Game Summary

Tabella riassuntiva partita / Resume du match

**USA - ITA 6 - 0 (1 - 0 , 5 - 0 , 0 - 0)**

Spectators	Referees	Linespersons
3930	14 HENRIKSSON Ida (SWE) , 19 NEARY Shauna (CAN)	22 LUNDGREN Jessica (SWE) , 60 ZACH Erin (CAN)

#### Team Statistics

Period	Score	SVS	SOG	PIM	TPP	PPG	SHG
1	1 : 0	2 : 19	20 : 2	2 : 4	3:36 : 1:36	0 : 0	0 : 0
2	5 : 0	2 : 14	19 : 2	6 : 4	0:00 : 4:00	0 : 0	1 : 0
3	0 : 0	2 : 12	12 : 2	0 : 4	4:00 : 0:00	0 : 0	0 : 0
<b>Total</b>	<b>6 : 0</b>	<b>6 : 45</b>	<b>51 : 6</b>	<b>8 : 12</b>	<b>7:36 : 5:36</b>	<b>0 : 0</b>	<b>1 : 0</b>

#### 1st Period

Action	Time	ET/Res	Team	Type	No.	Name	(G) Name of Assistant(s) / Action Description
GK	00:00		ITA		1	DURANTE G	- Goalkeeper in
GK	00:00		USA		33	PHILIPS G	- Goalkeeper in
Penalty	03:09	05:09	ITA	2 min.	93	MATTIVI N	- Illegal Hit
Penalty	11:40	13:40	USA	2 min.	33	PHILIPS G	- Delaying the Game / Served by: 21 KNIGHT H
Penalty	13:16	15:16	ITA	2 min.	13	LOBIS L	- Boarding
<b>Goal</b>	<b>13:31</b>	<b>1 : 0</b>	<b>USA</b>	<b>EQ</b>	<b>5</b>	<b>KELLER M</b>	(2) 10 EDWARDS L On Ice USA 33 5 10 23 25 25 CARPENTER A ITA 1 11 18 19 77

#### 2nd Period

Action	Time	ET/Res	Team	Type	No.	Name	(G) Name of Assistant(s) / Action Description
<b>Goal</b>	<b>21:41</b>	<b>2 : 0</b>	<b>USA</b>	<b>EQ</b>	<b>26</b>	<b>COYNE K</b>	(1) 4 HARVEY C On Ice USA 33 4 8 12 13 26 8 WINN H ITA 1 10 13 17 77 82
<b>Goal</b>	<b>24:51</b>	<b>3 : 0</b>	<b>USA</b>	<b>EQ</b>	<b>26</b>	<b>COYNE K</b>	(2) 17 CURL B On Ice USA 33 2 3 13 17 26 13 ZUMWINKLE G ITA 1 2 3 12 15 77
Time-out	24:51		ITA				
<b>Goal</b>	<b>25:17</b>	<b>4 : 0</b>	<b>USA</b>	<b>EQ</b>	<b>10</b>	<b>EDWARDS L</b>	(2) 5 KELLER M On Ice USA 33 5 10 16 22 24 22 JANECKE T ITA 1 10 17 18 82 93
Penalty	25:17	25:17	ITA	2 min.	17	FANTIN M	- Interference
Penalty	30:19	32:19	USA	2 min.	6	GUILDAY R	- Boarding
<b>Goal</b>	<b>31:29</b>	<b>5 : 0</b>	<b>USA</b>	<b>SH1</b>	<b>17</b>	<b>CURL B</b>	(1) 24 DUNNE J On Ice USA 33 5 10 17 24 2 STECKLEIN L ITA 1 11 17 19 77 93
Penalty	35:19	37:19	USA	2 min.	3	BARNES C	- Interference
<b>Goal</b>	<b>38:27</b>	<b>6 : 0</b>	<b>USA</b>	<b>EQ</b>	<b>23</b>	<b>BILKA H</b>	(4) 27 HEISE T On Ice USA 33 4 8 23 27 37 4 HARVEY C ITA 1 8 11 18 19 93
Penalty	38:27	40:27	USA	2 min.	37	MURPHY A	- Roughing
Penalty	38:27	40:27	ITA	2 min.	18	STOCKER F	- Cross-Checking

#### 3rd Period

Action	Time	ET/Res	Team	Type	No.	Name	(G) Name of Assistant(s) / Action Description
Penalty	52:46	54:46	ITA	2 min.	27	GUERRIERO K	- Cross-Checking
Penalty	56:47	58:47	ITA	2 min.	93	MATTIVI N	- Illegal Hit
GK	60:00		USA				33 PHILIPS G - Goalkeeper out
GK	60:00		ITA				1 DURANTE G - Goalkeeper out

#### Goalkeeper Records

Team : USA - United States of America

Team : ITA - Italy

No.	Name	SOG	SVS	MIP
33	PHILIPS Gwyneth	6	6	60:00
31	FRANKEL Aerin			

No.	Name	SOG	SVS	MIP
1	DURANTE Gabriella	51	45	60:00
25	FEDEL Martina			

#### Game Statistics

Team : USA (Blue)										Shots on Goal					Time on Ice								
No.	Pos.	Name	G	A	P	PIM	FO+	FO-	FO+/-	FO%	1	2	3	OT	TS	+/-	1	2	3	OT	TOT	SHF	AVG
5	D	KELLER Megan +A	1	1	2	0	0	0	0	0.00	3	2	0		5	+3	7:40	6:42	5:51		20:13	25	0:48



Head Coach : WROBLEWSKI John										Shots on Goal				Time on Ice									
No.	Pos.	Name	G	A	P	PIM	FO+	FO-	FO+/-	FO%	1	2	3	OT	TS	+/-	1	2	3	OT	TOT	SHF	AVG
10	D	EDWARDS Laila	1	1	2	0	0	0	0	0.00	1	1	2	4	+3	7:35	6:51	6:20		20:46	22	0:56	
17	F	CURL Britta	1	1	2	0	0	1	-1	0.00	0	1	0	1	+2	5:12	4:26	4:23		14:01	19	0:44	
21	F	KNIGHT Hilary +C	0	0	0	0	0	0	0	0.00	3	0	2	5	0	5:58	5:45	5:54		17:37	19	0:55	
25	F	CARPENTER Alex +A	0	1	1	0	15	7	8	68.18	1	2	1	4	+1	5:57	4:40	5:43		16:20	20	0:49	
4	D	HARVEY Caroline	0	2	2	0	0	0	0	0.00	1	3	1	5	+2	7:15	7:41	7:25		22:21	22	1:00	
8	D	WINN Haley	0	1	1	0	0	0	0	0.00	0	1	1	2	+2	3:50	8:34	5:34		17:58	19	0:56	
23	F	BILKA Hannah	1	0	1	0	0	0	0	0.00	1	4	2	7	+2	5:18	4:20	5:50		15:28	19	0:48	
27	F	HEISE Taylor	0	1	1	0	4	4	0	50.00	0	0	0	0	+1	4:41	4:43	5:28		14:52	18	0:49	
37	F	MURPHY Abbey	0	0	0	2	0	0	0	0.00	4	0	0	4	+1	5:17	4:36	5:13		15:06	16	0:56	
2	D	STECKLEIN Lee	0	1	1	0	0	0	0	0.00	0	0	0	0	+1	4:09	4:21	3:53		12:23	18	0:41	
3	D	BARNES Cayla	0	0	0	2	0	0	0	0.00	0	0	0	0	+1	6:30	4:32	4:39		15:41	20	0:47	
12	F	PANNEK Kelly	0	0	0	0	9	8	1	52.94	0	0	0	0	+1	3:02	3:22	4:17		10:41	17	0:37	
13	F	ZUMWINKLE Grace	0	1	1	0	0	1	-1	0.00	1	0	0	1	+2	4:06	4:07	3:57		12:10	19	0:38	
26	F	COYNE Kendall	2	0	2	0	0	0	0	0.00	2	3	0	5	+2	3:20	5:22	0:40		9:22	15	0:37	
6	D	GUILDAY Rory	0	0	0	2	0	0	0	0.00	0	0	0	0	0	1:41	1:29	4:38		7:48	11	0:42	
9	F	SIMMS Kirsten	0	0	0	0	0	0	0	0.00	1	0	1	2	0	3:56	2:53	5:33		12:22	15	0:49	
22	F	JANECKE Tessa	0	1	1	0	7	2	5	77.78	1	1	2	4	+1	5:26	4:33	4:36		14:35	17	0:51	
24	F	DUNNE Joy	0	1	1	0	0	0	0	0.00	1	1	0	2	+2	4:54	4:37	5:48		15:19	19	0:48	
16	F	SCAMURRA Hayley	0	0	0	0	0	0	0	0.00	0	0	0	0	+1	2:13	2:20	4:18		8:51	14	0:37	
31	GK	FRANKEL Aerin	0	0	0	0					0	0	0	0									
33	GK	PHILIPS Gwyneth	0	0	0	2					0	0	0	0									
<b>Total</b>			<b>6</b>	<b>12</b>	<b>18</b>	<b>8</b>	<b>35</b>	<b>23</b>	<b>12</b>	<b>60.34</b>	<b>20</b>	<b>19</b>	<b>12</b>	<b>51</b>									

Team : ITA (White)

Head Coach : BOUCHARD Eric										Shots on Goal				Time on Ice									
No.	Pos.	Name	G	A	P	PIM	FO+	FO-	FO+/-	FO%	1	2	3	OT	TS	+/-	1	2	3	OT	TOT	SHF	AVG
8	F	CAUMO Anna	0	0	0	0	0	0	0	0.00	0	1	0	1	-1	8:47	7:05	6:00		21:52	26	0:50	
11	F	REYES Justine	0	0	0	0	0	0	0	0.00	1	0	0	1	-3	7:05	8:34	6:54		22:33	26	0:52	
18	D	STOCKER Franziska	0	0	0	2	0	0	0	0.00	0	0	0	0	-3	7:50	7:31	6:32		21:53	28	0:46	
19	F	DELLA ROVERE Kristin	0	0	0	0	11	17	-6	39.29	1	0	0	1	-3	8:27	8:01	7:04		23:32	29	0:48	
93	D	MATTIVI Nadia +C	0	0	0	4	0	0	0	0.00	0	0	0	0	-3	9:49	9:43	8:36		28:08	35	0:48	
10	F	ABATANGELO Aurora	0	0	0	0	0	0	0	0.00	0	0	0	0	-2	5:46	5:59	6:41		18:26	25	0:44	
13	D	LOBIS Laura	0	0	0	2	0	0	0	0.00	0	0	0	0	-1	7:09	4:33	5:08		16:50	23	0:43	
17	F	FANTIN Matilde	0	0	0	2	7	9	-2	43.75	0	1	0	1	-3	7:27	8:34	5:37		21:38	27	0:48	
77	D	FORTINO Laura +A	0	0	0	0	0	0	0	0.00	0	0	0	0	-4	10:09	10:56	8:52		29:57	31	0:57	
82	F	TUTINO Kayla +A	0	0	0	0	2	3	-1	40.00	0	0	0	0	-2	7:20	6:36	5:06		19:02	24	0:47	
2	D	VARANO Amie	0	0	0	0	0	0	0	0.00	0	0	0	0	-1	0:24	0:40	1:12		2:16	4	0:34	
3	F	HEIDENBERGER Manuela	0	0	0	0	0	0	0	0.00	0	0	0	0	-1	2:42	3:56	3:31		10:09	16	0:38	
12	F	ROCCELLA Rebecca	0	0	0	0	0	0	0	0.00	0	0	0	0	-1	2:14	3:30	2:49		8:33	15	0:34	
15	F	NICCOLAI Greta	0	0	0	0	1	5	-4	16.67	0	0	1	1	-1	3:32	4:04	4:41		12:17	17	0:43	
27	D	GUERRIERO Kristen	0	0	0	2	0	0	0	0.00	0	0	0	0	0	2:14	3:19	5:54		11:27	13	0:52	
4	F	SALETTA Carola	0	0	0	0	2	1	1	66.67	0	0	0	0	0	0:00	1:39	1:52		3:31	5	0:42	
21	F	MAZZOCCHI Marta	0	0	0	0	0	0	0	0.00	0	0	0	0	0	0:00	1:31	3:00		4:31	4	1:07	
22	F	KANEPPELE Sara	0	0	0	0	0	0	0	0.00	0	0	0	0	0	0:52	0:01	2:08		3:01	5	0:36	
55	D	PIERRI Jacquie	0	0	0	0	0	0	0	0.00	0	0	1	1	0	3:21	3:48	4:13		11:22	16	0:42	
14	F	BONAFINI Eleonora	0	0	0	0	0	0	0	0.00	0	0	0	0	0	0:51	0:00	0:10		1:01	2	0:30	
1	GK	DURANTE Gabriella	0	0	0	0					0	0	0	0									
25	GK	FEDEL Martina	0	0	0	0					0	0	0	0									
<b>Total</b>			<b>0</b>	<b>0</b>	<b>0</b>	<b>12</b>	<b>23</b>	<b>35</b>	<b>-12</b>	<b>39.66</b>	<b>2</b>	<b>2</b>	<b>2</b>	<b>6</b>									



Legend:			
<b>(G)</b>	Goals in tournament	<b>+/-</b>	Plus/minus net
<b>A</b>	Assists	<b>AVG</b>	Average time on ice / shift
<b>ET/Res</b>	Penalty end time/Result of game	<b>F</b>	Forward
<b>FO-</b>	Face-offs lost	<b>FO+/-</b>	Face-offs net
<b>MIP</b>	Minutes in play (GK)	<b>No.</b>	Jersey number
<b>PIM</b>	Penalties in minutes	<b>Pos.</b>	Position
<b>SHF</b>	Number of shifts	<b>SHG</b>	Shorthanded goals
<b>TOT</b>	Total	<b>TPP</b>	Time on power play
		<b>+A</b>	Alternate Captain
		<b>D</b>	Defender
		<b>FO%</b>	% Face-offs won
		<b>G</b>	Goals
		<b>OT</b>	Overtime
		<b>PPG</b>	Power play goals
		<b>SOG</b>	Shots on goal
		<b>TS</b>	Total shots
		<b>+C</b>	Captain
		<b>EQ</b>	Equal strength
		<b>FO+</b>	Face-offs won
		<b>GK</b>	Goalkeeper
		<b>P</b>	Points
		<b>SH1</b>	Shorthanded - 1 player
		<b>SVS</b>	Saves



### Shot Chart

Tabella azioni di tiro / Analyse des tirs

USA - ITA



1st Period

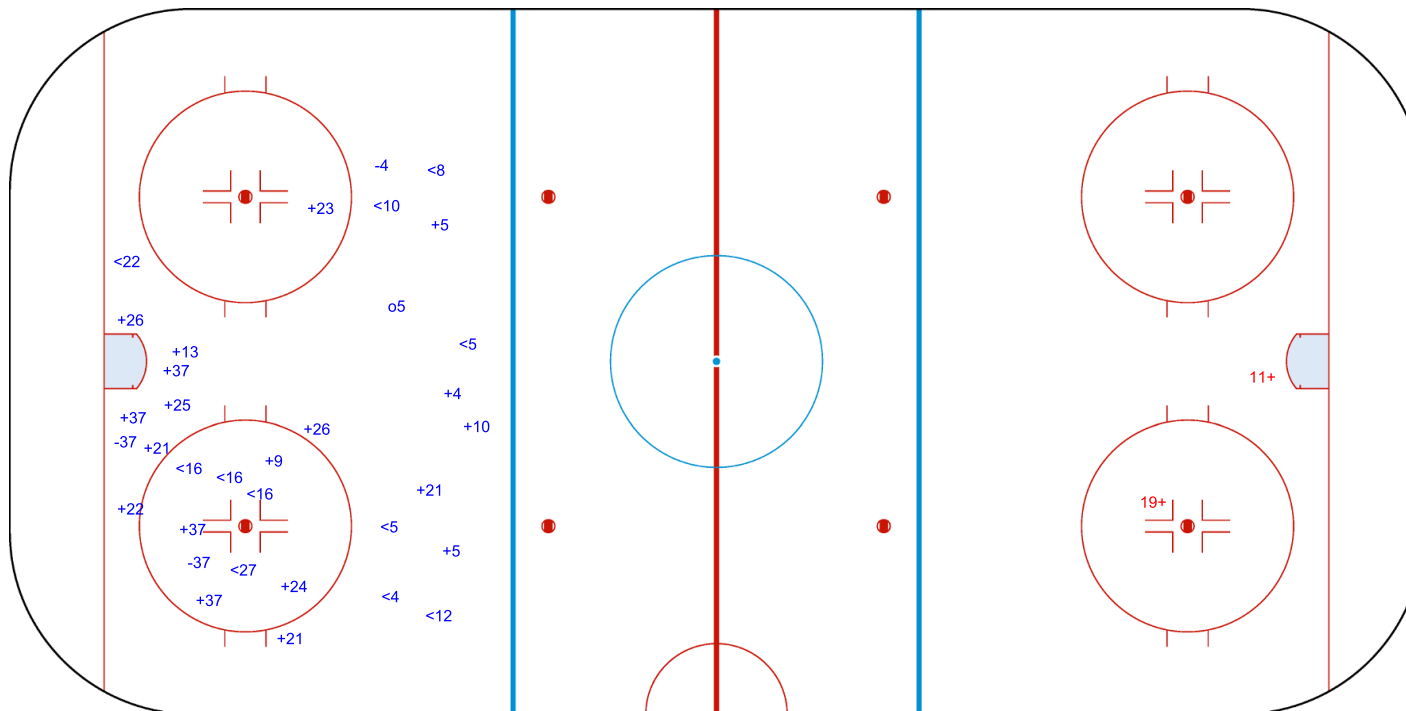


Shots by USA  
Goal (o): 1    Save (+): 19  
Block (<): 11    Miss (-): 3

Shots by ITA  
Goal (o): 0    Save (+): 2  
Block (>): 0    Miss (-): 0



GK 1 of ITA



GK 33 of USA



Milano Rho Ice Hockey

FRI 13 FEB 2026  
Start Time 21:10

Ice Hockey  
Hockey su ghiaccio / Hockey sur glace

Women  
Donne / Femmes

Play-offs Quarterfinals, Game 22

Quarti di finale play off, Partita 22 / Phase finale, quarts de finale, Match 22

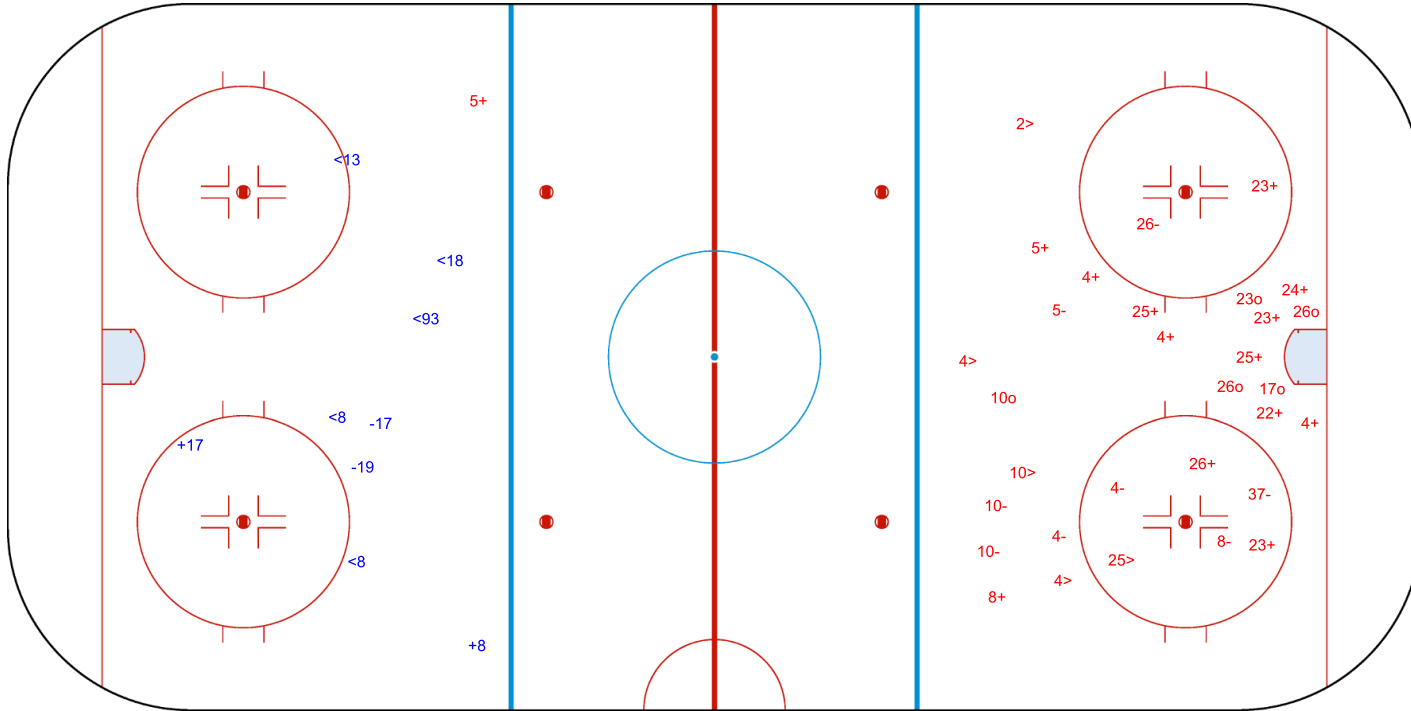


Shots by ITA  
Goal (o): 0  
Block (<): 5  
Save (+): 2  
Miss (-): 2

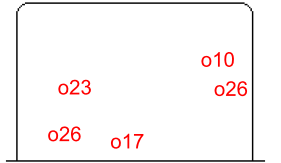


GK 33 of USA

USA → 2nd Period ← ITA



Shots by USA  
Goal (o): 5  
Block (>): 5  
Save (+): 14  
Miss (-): 8




GK 1 of ITA



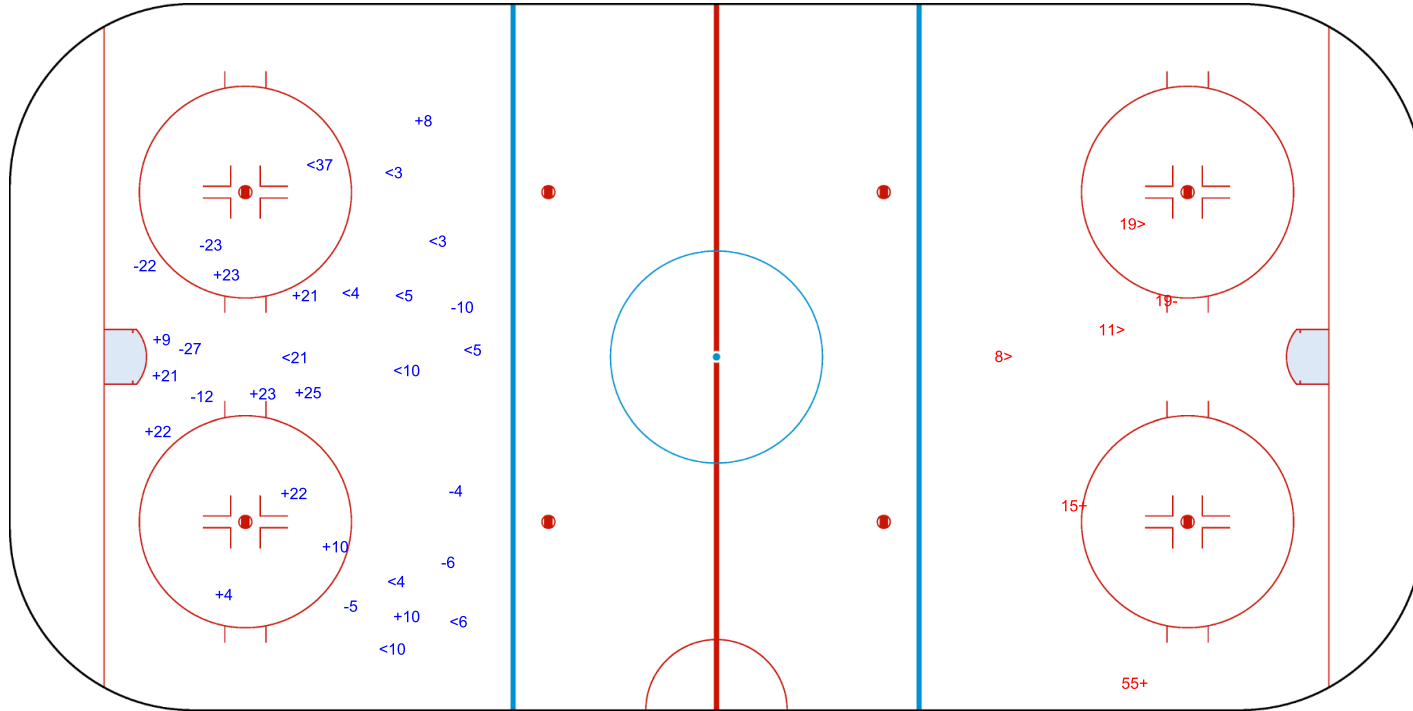
Shots by USA  
Goal (o): 0  
Block (<): 11

Save (+): 12  
Miss (-): 8



GK 1 of ITA

ITA → 3rd Period ← USA



Shots by ITA  
Goal (o): 0  
Block (>): 3

Save (+): 2  
Miss (-): 1



GK 33 of USA

Legend: GK Goalkeeper



## Face-off Chart

Tabella ingaggi / Statistiques des mises en jeu

### USA - ITA

#### 1st PERIOD

	USA		ITA		USA		ITA		Total wins all zones	
	Def. zone	Att. zone	Neutral zone	Neutral zone	Att. zone	Def. zone	Att. zone	Def. zone	USA	ITA
	- 12	+ 19	- 25	+ 19	- 27	+ 17				
			+ 22	- 19	+ 12	- 17				
			- 12	+ 17	+ 22	- 19				
			+ 25	- 17	- 25	+ 15				
					+ 25	- 17				
					- 22	+ 19				
					+ 25	- 17				
					- 25	+ 19				
					- 25	+ 19				
					- 27	+ 82				
					- 27	+ 17				
					+ 12	- 15				
					- 22	+ 19				
					+ 25	- 19				
					+ 25	- 19				
					+ 25	- 19				
Total wins / period	0 / 0%	1 / 100%	2 / 50%	2 / 50%	8 / 50%	8 / 50%			10 / 48%	11 / 52%

#### 2nd PERIOD

	USA		ITA		USA		ITA		Total wins all zones	
	Def. zone	Att. zone	Neutral zone	Neutral zone	Att. zone	Def. zone	Att. zone	Def. zone	USA	ITA
	+ 25	- 19	+ 25	- 19	- 12	+ 17				
	+ 12	- 19	+ 22	- 19	+ 25	- 15				
	- 12	+ 17	+ 22	- 17	+ 25	- 82				
	- 17	+ 17	+ 25	- 19	+ 25	- 19				
			+ 25	- 17	+ 27	- 15				
			+ 12	- 19	+ 27	- 15				
			- 13	+ 82	+ 12	- 19				
			- 25	+ 17						
Total wins / period	2 / 50%	2 / 50%	6 / 75%	2 / 25%	6 / 86%	1 / 14%			14 / 74%	5 / 26%



3rd PERIOD

	USA		ITA		USA		ITA		USA		ITA	
	Def. zone	Att. zone	Neutral zone		Att. zone	Def. zone	Neutral zone		Att. zone	Def. zone	Neutral zone	
	- 12	+ 19	- 25	+ 19	- 12	+ 19			- 12	+ 19		
	+ 22	- 15			+ 27	- 4			+ 27	- 4		
	- 12	+ 19			- 27	+ 4			- 27	+ 4		
	+ 12	- 19			+ 27	- 19			+ 27	- 19		
					+ 12	- 82			+ 12	- 82		
					+ 12	- 17			+ 12	- 17		
					- 12	+ 4			- 12	+ 4		
					- 25	+ 19			- 25	+ 19		
					+ 25	- 82			+ 25	- 82		
					+ 22	- 19			+ 22	- 19		
					+ 12	- 17			+ 12	- 17		
					+ 25	- 19			+ 25	- 19		
					+ 22	- 17			+ 22	- 17		
Total wins / period	2 / 50%	2 / 50%	0 / 0%	1 / 100%	9 / 69%	4 / 31%			11 / 61%	7 / 39%		

Total wins  
all zones

TOTAL

	USA		ITA		USA		ITA		USA		ITA	
	Def. zone	Att. zone	Neutral zone		Att. zone	Def. zone	Neutral zone		Att. zone	Def. zone	Neutral zone	
Total wins / game	4 / 44%	5 / 56%	8 / 62%	5 / 38%	23 / 64%	13 / 36%			35 / 60%	23 / 40%		

Total wins  
all zones

HEAD TO HEAD

	No.	ITA					Tot.	wins USA	Dz	Nz	Az
		4	15	17	19	82					
USA	12	0 - 1	1 - 0	3 - 3	4 - 4	1 - 0	17	9 53%	2 33%	1 50%	6 67%
	13					0 - 1	1	0 0%		0 0%	
	17			0 - 1			1	0 0%	0 0%		
	22		1 - 0	2 - 0	4 - 2		9	7 78%	1 100%	3 100%	3 60%
	25		1 - 1	4 - 1	8 - 5	2 - 0	22	15 68%	1 100%	4 57%	10 71%
	27	1 - 1	2 - 0	0 - 2	1 - 0	0 - 1	8	4 50%			4 50%
<b>Tot.</b>		3	6	16	28	5	58	35 60%	4 44%	8 62%	23 64%
<b>wins ITA</b>		2 67%	1 17%	7 44%	11 39%	2 40%	23 40%				
<b>Dz</b>		2 67%	1 20%	3 33%	6 40%	1 25%	13 36%				
<b>Nz</b>				2 40%	2 29%	1 100%	5 38%				
<b>Az</b>			0 0%	2 100%	3 50%		5 56%				



Milano Rho Ice Hockey

FRI 13 FEB 2026

Start Time 21:10

Ice Hockey  
Hockey su ghiaccio / Hockey sur glace

Women  
Donne / Femmes

Play-offs Quarterfinals, Game 22

Quarti di finale play off, Partita 22 / Phase finale, quarts de finale, Match 22



<b>Legend:</b>							
<b>Att.</b>	Attacking	<b>Az</b>	Attacking zone	<b>Def.</b>	Defending	<b>Dz</b>	Defending zone
<b>No.</b>	Jersey number	<b>Nz</b>	Neutral zone	<b>Tot.</b>	Total face-offs played		



## Line-Ups

Formazioni / Composition des equipes

### CAN - GER

#### Referees

62 DOYLE Melissa (USA), 11 NURMI Anniina (FIN)

#### Goalkeepers

Team: CAN

No.	Name
38	MASCHMEYER Emerance
82	OSBORNE Kayle

#### Team Line-ups

Team: CAN (Red)

No.	Pos.	Name
3	D	LAROCQUE Jocelyne
14	D	FAST Renata +A
10	F	FILLIER Sarah
29	F	POULIN Marie-Philip +C
95	F	WATTS Daryl
17	D	SHELTON Ella
23	D	AMBROSE Erin
7	F	STACEY Laura
26	F	CLARK Emily
40	F	TURNBULL Blayre
2	D	JAQUES Sophie
42	D	THOMPSON Claire
19	F	JENNER Brianne +A
20	F	NURSE Sarah
27	F	MALTAIS Emma
4	D	TABIN Kati
43	F	O'NEILL Kristin
88	F	GOSLING Julia
94	F	GARDINER Jennifer
24	F	SPOONER Natalie

Head Coach: RYAN Troy

#### NOT DRESSED:

35 GK DESBIENS Ann-Renee

#### Linespersons

84 CAMERON-WARD Jennifer (USA), 16 HAJKOVA Kristyna (CZE)

Team: GER

No.	Name
35	ABSTREITER Sandra
70	HEMMERLE Lisa

Team: GER (Yellow)

No.	Pos.	Name
8	D	HARK Ronja +A
20	D	GLEISSNER Daria +C
11	F	HADRASCHEK Nicola
17	F	NIX Emily
25	F	KLUGE Laura +A
14	D	STROBEL Carina
28	D	JOBST-SMITH Katarina
9	F	VOIGT Svenja
13	F	WELCKE Luisa
23	F	WELCKE Lilli
5	D	SCHAFFRATH Charlott
44	D	HOPPE Hanna
7	F	FELDMEIER Franziska
16	F	SCHIEFER Jule
34	F	HAIDER Celina
26	D	SCHMITZ Tara
10	F	HACKELSMILLER Katharina
29	F	CHRISTOF Nina
41	F	HEINE Mathilda
71	F	BARTSCH Anne

Head Coach: MACLEOD Jeff

#### NOT DRESSED:

75 GK SCHULTES Chiara

#### Legend:

<b>+A</b>	Alternate Captain	<b>+C</b>	Captain	<b>D</b>	Defender	<b>F</b>	Forward
<b>No.</b>	Jersey number	<b>Pos.</b>	Position				



## Graphical Line-ups

Schema grafico formazioni / Alignments

### CAN - GER

#### Referees

62 DOYLE Melissa (USA), 11 NURMI Anniina (FIN)

#### Linespersons

84 CAMERON-WARD Jennifer (USA), 16 HAJKOVA Kristyna (CZE)

Team: CAN - Canada (Red)

Head Coach: RYAN Troy

S1 38 MASCHMEYER Emerance		
82 OSBORNE Kayle		
S6 95 WATTS Daryl	S5 29 POULIN Marie-Philip +C	S4 10 FILLIER Sarah
S2 3 LAROCQUE Jocelyne	S3 14 FAST Renata +A	
26 CLARK Emily	40 TURNBULL Blayre	7 STACEY Laura
17 SHELTON Ella	23 AMBROSE Erin	
27 MALTAIS Emma	20 NURSE Sarah	19 JENNER Brianna +A
42 THOMPSON Claire	2 JAUQUES Sophie	
88 GOSLING Julia	43 O'NEILL Kristin	94 GARDINER Jennifer
4 TABIN Kati		
		24 SPOONER Natalie

Team: GER - Germany (Yellow)

Head Coach: MACLEOD Jeff

S1 35 ABSTREITER Sandra		
70 HEMMERLE Lisa		
S4 11 HADRASCHEK Nicola	S6 25 KLUGE Laura +A	S5 17 NIX Emily
S3 20 GLEISSNER Daria +C	S2 8 HARK Ronja +A	
9 VOIGT Svenja	23 WELCKE Lilli	13 WELCKE Luisa
14 STROBEL Carina	28 JOBST-SMITH Katarina	
16 SCHIEFER Jule	7 FELDMEIER Franziska	34 HAIDER Celina
5 SCHAFFRATH Charlott	44 HOPPE Hanna	
41 HEINE Mathilda	71 BARTSCH Anne	29 CHRISTOF Nina
26 SCHMITZ Tara	10 HACKELSMILLER Katharina	

#### Legend:

+A Alternate Captain      +C Captain      Sn Starting position



### Game Summary

Tabella riassuntiva partita / Resume du match

**CAN - GER 5 - 1 (2 - 0 , 1 - 0 , 2 - 1)**

Spectators	Referees	Linespersons
3913	62 DOYLE Melissa (USA) , 11 NURMI Anniina (FIN)	84 CAMERON-WARD Jennifer (USA) , 16 HAJKOVA Kristyna (CZE)

#### Team Statistics

Period	Score	SVS	SOG	PIM	TPP	PPG	SHG
1	2 : 0	3 : 8	10 : 3	0 : 2	2:00 : 0:00	0 : 0	0 : 0
2	1 : 0	3 : 16	17 : 3	4 : 4	0:39 : 2:00	1 : 0	0 : 0
3	2 : 1	4 : 14	16 : 5	2 : 8	5:36 : 1:12	1 : 0	0 : 1
<b>Total</b>	<b>5 : 1</b>	<b>10 : 38</b>	<b>43 : 11</b>	<b>6 : 14</b>	<b>8:15 : 3:12</b>	<b>2 : 0</b>	<b>0 : 1</b>

#### 1st Period

Action	Time	ET/Res	Team	Type	No.	Name	(G)	Name of Assistant(s) / Action Description
GK	00:00		GER		35	ABSTREITER S		- Goalkeeper in
GK	00:00		CAN		38	MASCHMEYER E		- Goalkeeper in
<b>Goal</b>	<b>01:40</b>	<b>1 : 0</b>	<b>CAN</b>	<b>EQ</b>	<b>19</b>	<b>JENNER B</b>	(1)	27 MALTAIS E On Ice 2 JQUES S GER 35 7 8 17 20 34
Penalty	04:12	06:12	GER	2 min.	16	SCHIEFER J		- Illegal Hit
<b>Goal</b>	<b>16:41</b>	<b>2 : 0</b>	<b>CAN</b>	<b>EQ</b>	<b>42</b>	<b>THOMPSON C</b>	(1)	43 O'NEILL K On Ice CAN 38 2 10 42 43 95 GER 35 9 13 14 23 28

#### 2nd Period

Action	Time	ET/Res	Team	Type	No.	Name	(G)	Name of Assistant(s) / Action Description
Penalty	26:36	28:36	CAN	2 min.	10	FILLIER S		- Illegal Hit
Penalty	32:06	34:06	GER	2 min.	20	GLEISSNER D		- Unsportsmanlike Conduct
Penalty	32:06	34:06	CAN	2 min.	27	MALTAIS E		- Unsportsmanlike Conduct
Penalty	36:51	37:30	GER	2 min.	7	FELDMEIER F		- Interference
<b>Goal</b>	<b>37:30</b>	<b>3 : 0</b>	<b>CAN</b>	<b>PP1</b>	<b>10</b>	<b>FILLIER S</b>	(3)	14 FAST R On Ice 95 WATTS D GER 35 8 11 20 23 *

#### 3rd Period

Action	Time	ET/Res	Team	Type	No.	Name	(G)	Name of Assistant(s) / Action Description
<b>Goal</b>	<b>40:38</b>	<b>4 : 0</b>	<b>CAN</b>	<b>EQ</b>	<b>40</b>	<b>TURNBULL B</b>	(1)	26 CLARK E On Ice CAN 38 7 17 23 40 95 GER 35 11 14 17 23 28
Penalty	42:45	44:45	GER	2 min.	71	BARTSCH A		- Tripping
Penalty	43:57	45:57	CAN	2 min.	10	FILLIER S		- Tripping
Penalty	48:15	50:15	GER	2 min.	17	NIX E		- Holding
<b>Goal</b>	<b>48:42</b>	<b>4 : 1</b>	<b>GER</b>	<b>SH1</b>	<b>7</b>	<b>FELDMEIER F</b>	(1)	On Ice CAN 38 10 14 24 29 95 GER 35 7 14 23 28
Penalty	55:06	55:30	GER	2 min.	29	CHRISTOF N		- Boarding
<b>Goal</b>	<b>55:30</b>	<b>5 : 1</b>	<b>CAN</b>	<b>PP1</b>	<b>29</b>	<b>POULIN MP</b>	(1)	10 FILLIER S On Ice 95 WATTS D GER 35 13 14 23 28 *
Penalty	57:56	59:56	GER	2 min.	23	WELCKE L		- Tripping
GK	60:00		CAN					38 MASCHMEYER E - Goalkeeper out
GK	60:00		GER					35 ABSTREITER S - Goalkeeper out

#### Goalkeeper Records

Team : CAN - Canada

No.	Name	SOG	SVS	MIP
38	MASCHMEYER Emerance	11	10	60:00
82	OSBORNE Kayle			

Team : GER - Germany

No.	Name	SOG	SVS	MIP
35	ABSTREITER Sandra	43	38	60:00
70	HEMMERLE Lisa			

#### Game Statistics

Team : CAN (Red)



Head Coach : RYAN Troy										Shots on Goal				Time on Ice									
No.	Pos.	Name	G	A	P	PIM	FO+	FO-	FO+/-	FO%	1	2	3	OT	TS	+/-	1	2	3	OT	TOT	SHF	AVG
3	D	LAROCQUE Jocelyne	0	0	0	0	0	0	0	0.00	1	1	1		3	0	5:42	5:45	4:19		15:46	24	0:39
10	F	FILLIER Sarah	1	1	2	4	0	1	-1	0.00	2	1	0		3	0	6:32	4:16	4:21		15:09	22	0:41
14	D	FAST Renata +A	0	1	1	0	0	0	0	0.00	0	1	1		2	0	6:32	7:11	4:40		18:23	27	0:40
29	F	POULIN Marie-Philip +C	1	0	1	0	10	3	7	76.92	0	1	1		2	-1	4:30	4:16	3:55		12:41	19	0:40
95	F	WATTS Daryl	0	2	2	0	0	0	0	0.00	0	1	1		2	+1	6:16	3:50	4:13		14:19	20	0:42
7	F	STACEY Laura	0	0	0	0	0	0	0	0.00	0	0	1		1	+1	4:18	4:48	4:13		13:19	20	0:39
17	D	SHELTON Ella	0	0	0	0	0	0	0	0.00	1	1	2		4	+1	6:19	6:25	5:59		18:43	32	0:35
23	D	AMBROSE Erin	0	0	0	0	0	0	0	0.00	0	0	0		0	+1	6:20	5:11	5:56		17:27	26	0:40
26	F	CLARK Emily	0	1	1	0	0	0	0	0.00	0	1	0		1	0	3:50	4:17	4:49		12:56	21	0:36
40	F	TURNBULL Blayne	1	0	1	0	8	5	3	61.54	0	3	1		4	+1	4:43	4:39	5:06		14:28	20	0:43
2	D	JAQUES Sophie	0	1	1	0	0	0	0	0.00	0	1	1		2	+1	5:11	5:40	6:23		17:14	26	0:39
19	F	JENNER Brianna +A	1	0	1	0	6	3	3	66.67	2	1	0		3	+1	5:48	6:11	5:36		17:35	21	0:50
20	F	NURSE Sarah	0	0	0	0	5	3	2	62.50	0	1	0		1	+1	5:21	5:46	5:07		16:14	20	0:48
27	F	MALTAIS Emma	0	1	1	2	0	0	0	0.00	0	0	0		0	+1	5:38	3:33	4:51		14:02	20	0:42
42	D	THOMPSON Claire	1	0	1	0	0	0	0	0.00	2	1	2		5	+1	6:10	5:30	6:19		17:59	26	0:41
4	D	TABIN Kati	0	0	0	0	0	0	0	0.00	1	0	0		1	+1	3:02	3:39	7:00		13:41	22	0:37
43	F	O'NEILL Kristin	0	1	1	0	16	1	15	94.12	0	1	0		1	+1	4:30	5:14	3:11		12:55	21	0:36
88	F	GOSLING Julia	0	0	0	0	0	0	0	0.00	0	0	2		2	0	3:38	3:36	5:41		12:55	18	0:43
94	F	GARDINER Jennifer	0	0	0	0	0	0	0	0.00	1	0	1		2	0	3:18	4:05	3:18		10:41	17	0:37
24	F	SPOONER Natalie	0	0	0	0	0	0	0	0.00	0	2	2		4	-1	2:22	4:03	3:02		9:27	11	0:51
38	GK	MASCHMEYER Emerance	0	0	0	0					0	0	0		0								
82	GK	OSBORNE Kayle	0	0	0	0					0	0	0		0								
<b>Total</b>			<b>5</b>	<b>8</b>	<b>13</b>	<b>6</b>	<b>45</b>	<b>16</b>	<b>29</b>	<b>73.77</b>	<b>10</b>	<b>17</b>	<b>16</b>		<b>43</b>								

**Team : GER (Yellow)**

Head Coach : MACLEOD Jeff										Shots on Goal				Time on Ice									
No.	Pos.	Name	G	A	P	PIM	FO+	FO-	FO+/-	FO%	1	2	3	OT	TS	+/-	1	2	3	OT	TOT	SHF	AVG
8	D	HARK Ronja +A	0	0	0	0	0	0	0	0.00	0	1	1		2	-1	6:50	7:36	6:37		21:03	31	0:40
11	F	HADRASCHEK Nicola	0	0	0	0	2	8	-6	20.00	0	0	0		0	-1	6:45	8:15	7:07		22:07	24	0:55
17	F	NIX Emily	0	0	0	2	2	3	-1	40.00	0	0	0		0	-2	7:01	8:23	5:37		21:01	24	0:52
20	D	GLEISSNER Daria +C	0	0	0	2	0	0	0	0.00	0	0	0		0	-1	6:56	6:27	7:18		20:41	29	0:42
25	F	KLUGE Laura +A	0	0	0	0	3	7	-4	30.00	1	0	1		2	0	6:11	7:32	6:06		19:49	26	0:45
9	F	VOIGT Svenja	0	0	0	0	0	0	0	0.00	0	0	0		0	-1	4:02	5:51	4:23		14:16	19	0:45
13	F	WELCKE Luisa	0	0	0	0	1	1	0	50.00	0	1	0		1	-1	6:21	5:33	6:39		18:33	24	0:46
14	D	STROBEL Carina	0	0	0	0	0	0	0	0.00	0	0	0		0	-1	7:16	8:17	6:49		22:22	28	0:47
23	F	WELCKE Lilli	0	0	0	2	4	13	-9	23.53	1	0	0		1	-1	6:30	6:52	6:19		19:41	26	0:45
28	D	JOBST-SMITH Katarina	0	0	0	0	0	0	0	0.00	1	0	2		3	-1	10:30	8:37	8:53		28:00	29	0:57
5	D	SCHAFFRATH Charlott	0	0	0	0	0	0	0	0.00	0	0	0		0	0	3:43	4:05	4:12		12:00	18	0:40
7	F	FELDMEIER Franziska	1	0	1	2	3	8	-5	27.27	0	0	1		1	0	5:13	4:42	5:12		15:07	21	0:43
16	F	SCHIEFER Jule	0	0	0	2	0	0	0	0.00	0	0	0		0	0	4:53	4:01	3:14		12:08	17	0:42
34	F	HAIDER Celina	0	0	0	0	0	0	0	0.00	0	1	0		1	-1	4:58	5:18	3:48		14:04	18	0:46
44	D	HOPPE Hanna	0	0	0	0	0	0	0	0.00	0	0	0		0	0	4:45	4:13	5:21		14:19	21	0:40
10	F	HACKELSMILLER Katharina	0	0	0	0	0	0	0	0.00	0	0	0		0	0	0:00	0:00	0:00		0:00	0	0:00
26	D	SCHMITZ Tara	0	0	0	0	0	0	0	0.00	0	0	0		0	0	0:00	0:00	0:00		0:00	0	0:00
29	F	CHRISTOF Nina	0	0	0	2	0	0	0	0.00	0	0	0		0	0	1:19	1:00	1:49		4:08	6	0:41
41	F	HEINE Mathilda	0	0	0	0	0	0	0	0.00	0	0	0		0	0	1:29	1:00	0:50		3:19	5	0:39
71	F	BARTSCH Anne	0	0	0	2	1	5	-4	16.67	0	0	0		0	0	3:19	1:39	3:23		8:21	13	0:38
35	GK	ABSTREITER Sandra	0	0	0	0					0	0	0		0								
70	GK	HEMMERLE Lisa	0	0	0	0					0	0	0		0								
<b>Total</b>			<b>1</b>	<b>0</b>	<b>1</b>	<b>14</b>	<b>16</b>	<b>45</b>	<b>-29</b>	<b>26.23</b>	<b>3</b>	<b>3</b>	<b>5</b>		<b>11</b>								



Legend:							
<b>(G)</b>	Goals in tournament	*	Does not count for Plus/minus	<b>+/-</b>	Plus/minus net	<b>+A</b>	Alternate Captain
<b>+C</b>	Captain	<b>A</b>	Assists	<b>AVG</b>	Average time on ice / shift	<b>D</b>	Defender
<b>EQ</b>	Equal strength	<b>ET/Res</b>	Penalty end time/Result of game	<b>F</b>	Forward	<b>FO%</b>	% Face-offs won
<b>FO+</b>	Face-offs won	<b>FO-</b>	Face-offs lost	<b>FO+/-</b>	Face-offs net	<b>G</b>	Goals
<b>GK</b>	Goalkeeper	<b>MIP</b>	Minutes in play (GK)	<b>No.</b>	Jersey number	<b>OT</b>	Overtime
<b>P</b>	Points	<b>PIM</b>	Penalties in minutes	<b>Pos.</b>	Position	<b>PP1</b>	Power play - 1 player
<b>PPG</b>	Power play goals	<b>SH1</b>	Shorthanded - 1 player	<b>SHF</b>	Number of shifts	<b>SHG</b>	Shorthanded goals
<b>SOG</b>	Shots on goal	<b>SVS</b>	Saves	<b>TOT</b>	Total	<b>TPP</b>	Time on power play
<b>TS</b>	Total shots						




### Shot Chart

Tabella azioni di tiro / Analyse des tirs

CAN - GER

Shots by CAN  
Goal (o): 2  
Block (<): 7  
Save (+): 8  
Miss (-): 6



GK 35 of GER



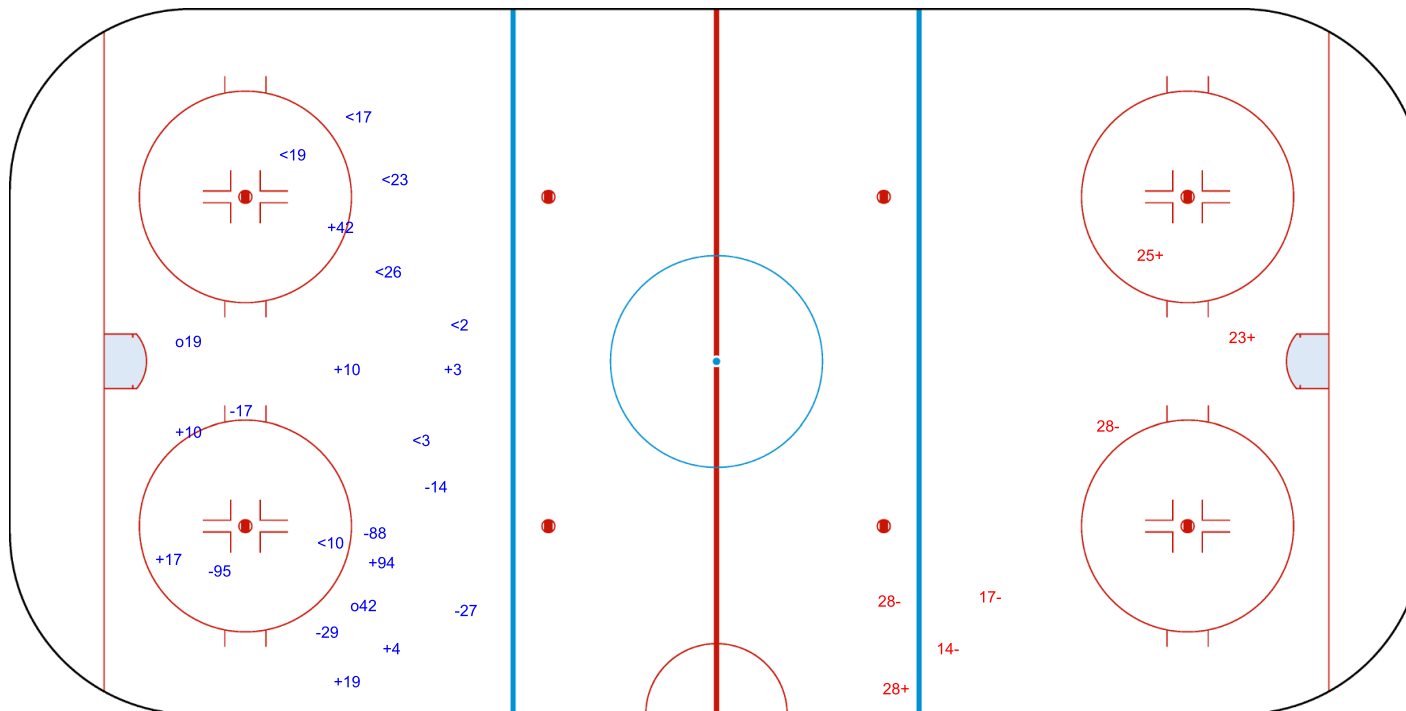
1st Period



Shots by GER  
Goal (o): 0  
Block (>): 0  
Save (+): 3  
Miss (-): 4



GK 38 of CAN



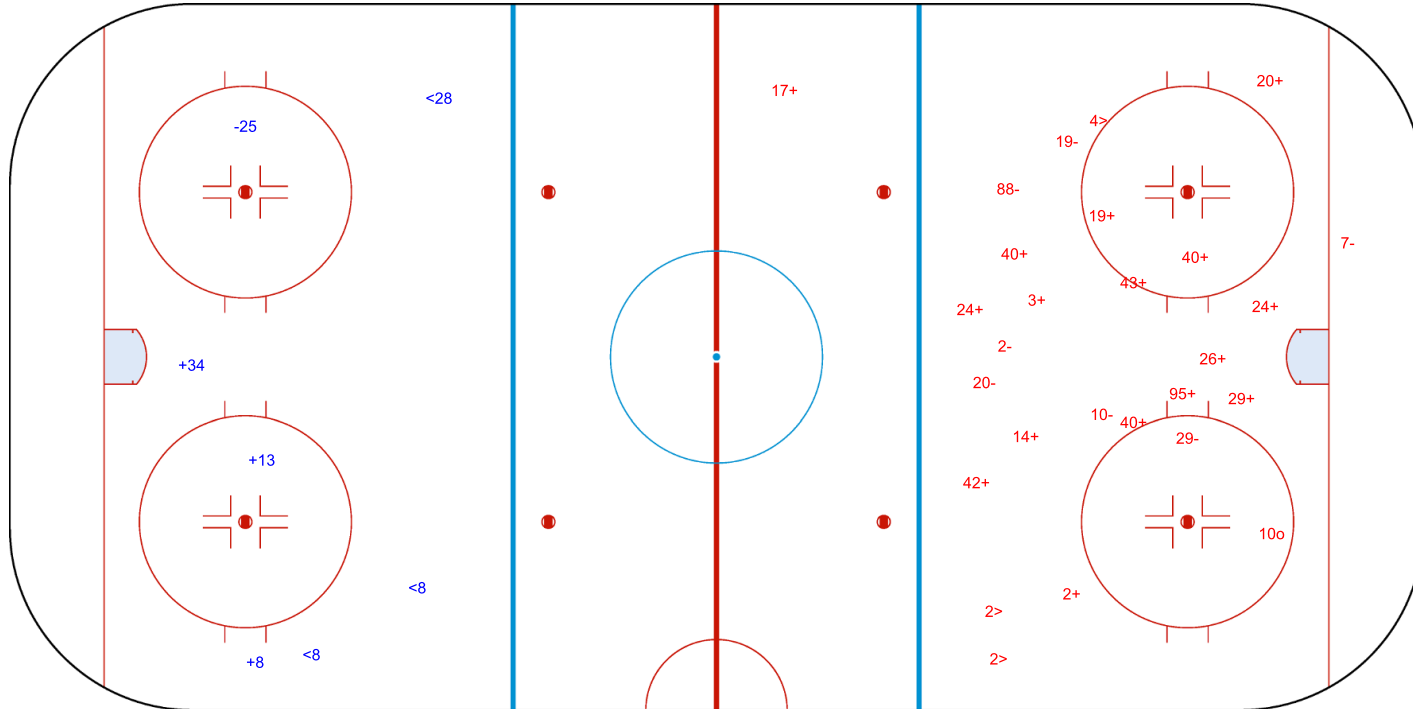


Shots by GER  
Goal (o): 0  
Block (<): 3  
Save (+): 3  
Miss (-): 1




GK 38 of CAN

CAN → 2nd Period ← GER



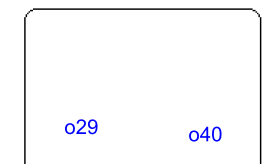
Shots by CAN  
Goal (o): 1  
Block (>): 3  
Save (+): 16  
Miss (-): 7



GK 35 of GER



Shots by CAN  
Goal (o): 2  
Block (<): 9  
Save (+): 14  
Miss (-): 9




GK 35 of GER



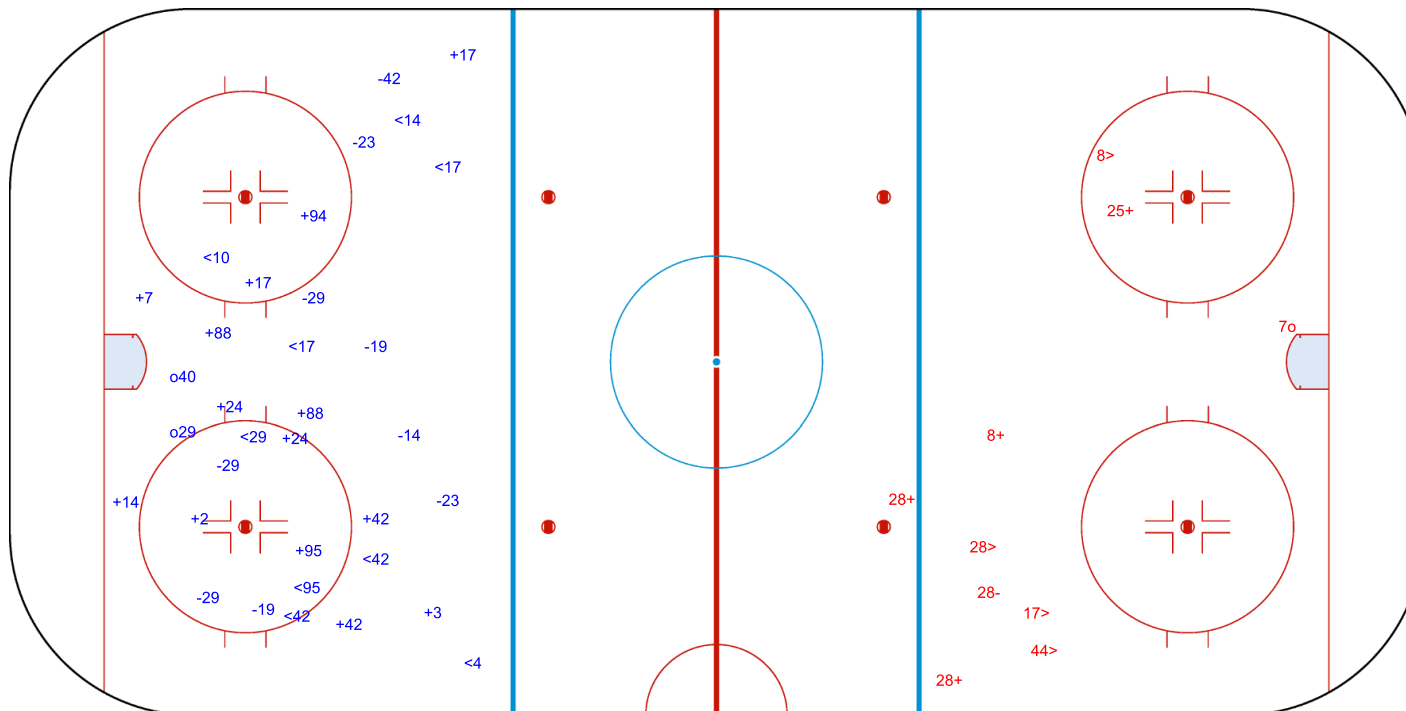
3rd Period



Shots by GER  
Goal (o): 1  
Block (>): 4  
Save (+): 4  
Miss (-): 1



GK 38 of CAN



Legend: GK Goalkeeper



### Face-off Chart

Tabella ingaggi / Statistiques des mises en jeu

#### CAN - GER

#### 1st PERIOD

	CAN		GER		CAN		GER		Total wins all zones				
	Def. zone	Att. zone	Neutral zone		Att. zone	Def. zone							
	+ 19	- 7	+ 29	- 17	+ 29	- 11			<table border="1"> <thead> <tr> <th>CAN</th> <th>GER</th> </tr> </thead> <tbody> <tr> <td>16 / 84%</td> <td>3 / 16%</td> </tr> </tbody> </table>	CAN	GER	16 / 84%	3 / 16%
CAN	GER												
16 / 84%	3 / 16%												
	+ 29	- 23	+ 20	- 7	- 20	+ 11							
			+ 43	- 11	+ 20	- 11							
			+ 43	- 11	+ 29	- 7							
			+ 43	- 11	+ 43	- 11							
			+ 40	- 71	+ 29	- 23							
			- 20	+ 11	- 40	+ 7							
			+ 43	- 23	+ 19	- 11							
					+ 43	- 11							
Total wins / period	2 / 100%	0 / 0%	7 / 88%	1 / 12%	7 / 78%	2 / 22%							

#### 2nd PERIOD

	CAN		GER		CAN		GER		Total wins all zones				
	Def. zone	Att. zone	Neutral zone		Att. zone	Def. zone							
	+ 43	- 25	- 40	+ 17	- 29	+ 23			<table border="1"> <thead> <tr> <th>CAN</th> <th>GER</th> </tr> </thead> <tbody> <tr> <td>11 / 61%</td> <td>7 / 39%</td> </tr> </tbody> </table>	CAN	GER	11 / 61%	7 / 39%
CAN	GER												
11 / 61%	7 / 39%												
	+ 43	- 23	+ 43	- 17	+ 43	- 71							
	- 43	+ 23	- 29	+ 17	+ 40	- 23							
			+ 40	- 25	- 10	+ 23							
					- 40	+ 25							
					+ 20	- 7							
					+ 20	- 7							
					- 29	+ 13							
					+ 29	- 13							
					+ 19	- 7							
					+ 19	- 7							
Total wins / period	2 / 67%	1 / 33%	2 / 50%	2 / 50%	7 / 64%	4 / 36%							



3rd PERIOD

	CAN		GER		CAN		GER		CAN		GER			
	Def. zone	Att. zone	Neutral zone		Att. zone	Def. zone	Neutral zone		Att. zone	Def. zone	Neutral zone		Total wins all zones	
	+ 40	- 23	+ 40	- 25	- 40	+ 25								
	- 40	+ 23	+ 29	- 23	+ 43	- 71								
	+ 40	- 71	+ 19	- 23	+ 29	- 25								
	+ 43	- 23	+ 40	- 25	+ 43	- 23								
					+ 43	- 23								
					+ 43	- 23								
					+ 29	- 7								
					- 19	+ 71								
					+ 19	- 71								
					- 19	+ 7								
					+ 29	- 23								
					+ 20	- 25								
					- 20	+ 7								
					- 19	+ 25								
					+ 40	- 17								
					+ 43	- 25								
Total wins / period	3 / 75%	1 / 25%	4 / 100%	0 / 0%	11 / 69%	5 / 31%								

TOTAL

	CAN		GER		CAN		GER		CAN		GER		Total wins all zones	
	Def. zone	Att. zone	Neutral zone		Att. zone	Def. zone	Neutral zone		Att. zone	Def. zone	Neutral zone		Total wins all zones	
Total wins / game	7 / 78%	2 / 22%	13 / 81%	3 / 19%	25 / 69%	11 / 31%							45 / 74%	16 / 26%



HEAD TO HEAD

		GER												
		No.	7	11	13	17	23	25	71	Tot.	wins CAN	Dz	Nz	Az
CAN	10						0 - 1			1	0 0%			0 0%
	19	3 - 1	1 - 0				1 - 0	0 - 1	1 - 1	9	6 67%	1 100%	1 100%	4 57%
	20	3 - 1	1 - 2					1 - 0		8	5 63%		1 50%	4 67%
	29	2 - 0	1 - 0	1 - 1	1 - 1	4 - 1	1 - 0			13	10 77%	1 100%	2 67%	7 78%
	40	0 - 1				1 - 1	2 - 1	3 - 2	2 - 0	13	8 62%	2 67%	4 80%	2 40%
	43		5 - 0			1 - 0	6 - 1	2 - 0	2 - 0	17	16 94%	3 75%	5 100%	8 100%
<b>Tot.</b>		11	10	2	5	17	10	6	61	45 74%	7 78%	13 81%	25 69%	
<b>wins GER</b>		3 27%	2 20%	1 50%	2 40%	4 24%	3 30%	1 17%	16 26%					
<b>Dz</b>		3 33%	1 17%	1 50%	0 0%	2 25%	3 50%	1 25%	11 31%					
<b>Nz</b>		0 0%	1 25%		2 50%	0 0%	0 0%	0 0%	3 19%					
<b>Az</b>		0 0%				2 33%	0 0%	0 0%	2 22%					

<b>Legend:</b>						
<b>Att.</b> Attacking	<b>Az</b> Attacking zone	<b>Def.</b> Defending	<b>Dz</b> Defending zone			
<b>No.</b> Jersey number	<b>Nz</b> Neutral zone	<b>Tot.</b> Total face-offs played				



## Line-Ups

Formazioni / Composition des equipes

### FIN - SUI

#### Referees

12 HILLER Samantha (USA), 15 MANTHA Elizabeth (CAN)

#### Goalkeepers

Team: FIN

No.	Name
1	AHOLA Sanni
36	KEISALA Anni

#### Team Line-ups

Team: FIN (Blue)

No.	Pos.	Name
7	D	RANTALA Sanni
9	D	LAITINEN Nelli +A
16	F	NIEMINEN Petra
33	F	KARVINEN Michelle +C
77	F	TAPANI Susanna
8	D	SUORANTA Elli
88	D	SAVOLAINEN Ronja +A
24	F	VAINIKKA Viivi
40	F	TULUS Noora
61	F	NUUTINEN Emma
2	D	KARJALAINEN Sini
5	D	YRJOLA Siiri
10	F	HOLOPAINEN Elisa
12	F	VANHANEN Sanni
22	F	SCHALIN Julia
18	F	NYLUND Jenniina
32	F	VESA Emilia
91	F	LIKALA Julia
19	F	KUOPPALA Ida

Head Coach: LEHTERA Tero

#### NOT DRESSED:

6 D HIIKOSKI Jenni  
30 GK KYRKKO Emilia

#### Linespersons

7 CLARKE Alexandra (CAN), 63 GUTAUSKAS Laura (CAN)

Team: SUI

No.	Name
20	BRAENDLI Andrea
29	MAURER Saskia

Team: SUI (White)

No.	Pos.	Name
17	D	CHRISTEN Lara
82	D	BAECHLER Alessia
7	F	STALDER Lara +C
21	F	ENZLER Rahel
25	F	MULLER Alina +A
15	D	MERIGUET Laure
16	D	VALLARIO Nicole
13	F	WEY Ivana
22	F	LEEMANN Sinja
28	F	MARTI Alina
9	D	SIGRIST Shannon
18	D	WETLI Stefanie
11	F	ZIMMERMANN Laura
26	F	HERZIG Naemi
71	F	LUTZ Lena Marie
2	D	BUCHI Annic
8	F	QUENNEC Kaleigh +A
12	F	RUEDI Lisa
53	F	SCHAEFER Vanessa
68	F	BALZER Leoni

Head Coach: MULLER Colin

#### NOT DRESSED:

70 GK WAGNER Monja

Legend:					
+A	Alternate Captain	+C	Captain	D	Defender
No.	Jersey number	Pos.	Position	F	Forward



## Graphical Line-ups

Schema grafico formazioni / Alignments

### FIN - SUI

#### Referees

12 HILLER Samantha (USA), 15 MANTHA Elizabeth (CAN)

#### Linespersons

7 CLARKE Alexandra (CAN), 63 GUTAUSKAS Laura (CAN)

Team: FIN - Finland (Blue)

Head Coach: LEHTERA Tero

S1 1 AHOLA Sanni		
36 KEISALA Anni		
S5 33 KARVINEN Michelle +C	S6 77 TAPANI Susanna	S4 16 NIEMINEN Petra
S2 7 RANTALA Sanni	S3 9 LAITINEN Nelli +A	
24 VAINIKKA Viivi	40 TULUS Noora	61 NUUTINEN Emma
8 SUORANTA Elli	88 SAVOLAINEN Ronja +A	
22 SCHALIN Julia	12 VANHANEN Sanni	10 HOLOPAINEN Elisa
5 YRJOLA Siiri	2 KARJALAINEN Sini	
91 LIIKALA Julia	18 NYLUND Jenniina	32 VESA Emilia
		19 KUOPPALA Ida

Team: SUI - Switzerland (White)

Head Coach: MULLER Colin

S1 20 BRAENDLI Andrea		
29 MAURER Saskia		
S5 21 ENZLER Rahel	S6 25 MULLER Alina +A	S4 7 STALDER Lara +C
S3 82 BAECHLER Alessia	S2 17 CHRISTEN Lara	
22 LEEMANN Sinja	13 WEY Ivana	28 MARTI Alina
16 VALLARIO Nicole	15 MERIGUET Laure	
11 ZIMMERMANN Laura	26 HERZIG Naemi	71 LUTZ Lena Marie
18 WETLI Stefanie	9 SIGRIST Shannon	
53 SCHAEFER Vanessa	12 RUEDI Lisa	8 QUENNEC Kaleigh +A
2 BUCHI Annic		
68 BALZER Leoni		

#### Legend:

+A Alternate Captain      +C Captain      Sn Starting position



### Game Summary

Tabella riassuntiva partita / Resume du match

**FIN - SUI 0 - 1 (0 - 0, 0 - 1, 0 - 0)**

Spectators	Referees	Linespersons
3686	12 HILLER Samantha (USA) , 15 MANTHA Elizabeth (CAN)	7 CLARKE Alexandra (CAN) , 63 GUTAUSKAS Laura (CAN)

#### Team Statistics

Period	Score	SVS	SOG	PIM	TPP	PPG	SHG
1	0 : 0	7 : 14	14 : 7	2 : 0	0:00 : 2:00	0 : 0	0 : 0
2	0 : 1	4 : 10	10 : 5	2 : 2	2:00 : 2:00	0 : 0	0 : 0
3	0 : 0	2 : 16	16 : 2	2 : 4	2:43 : 0:00	0 : 0	0 : 0
<b>Total</b>	<b>0 : 1</b>	<b>13 : 40</b>	<b>40 : 14</b>	<b>6 : 6</b>	<b>4:43 : 4:00</b>	<b>0 : 0</b>	<b>0 : 0</b>

#### 1st Period

Action	Time	ET/Res	Team	Type	No.	Name	(G) Name of Assistant(s) / Action Description
GK	00:00		SUI		20	BRAENDLI A	- Goalkeeper in
GK	00:00		FIN		1	AHOLA S	- Goalkeeper in
Penalty	07:46	09:46	FIN	2 min.	77	TAPANI S	- Hooking

#### 2nd Period

Action	Time	ET/Res	Team	Type	No.	Name	(G) Name of Assistant(s) / Action Description
Penalty	21:34	23:34	FIN	2 min.	22	SCHALIN J	- Boarding
Penalty	30:40	32:40	SUI	2 min.	18	WETLI S	- Interference
<b>Goal</b>	<b>34:17</b>	<b>0 : 1</b>	<b>SUI</b>	<b>EQ</b>	<b>25</b>	<b>MULLER A</b>	(3) 21 ENZLER R On Ice FIN 1 2 18 22 32 88 7 STALDER L SUI 20 7 17 21 25 82

#### 3rd Period

Action	Time	ET/Res	Team	Type	No.	Name	(G) Name of Assistant(s) / Action Description
Penalty	55:23	57:23	SUI	2 min.	11	ZIMMERMANN L	- High Sticking
Penalty	58:06	60:00	SUI	2 min.	13	WEY I	- Cross-Checking
Time-out	58:06		FIN				
GK	58:06		FIN				1 AHOLA S - Goalkeeper out
Penalty	58:49	60:00	FIN	2 min.	40	TULUS N	- Tripping
GK	58:49		FIN		1	AHOLA S	- Goalkeeper in
GK	59:06		FIN				1 AHOLA S - Goalkeeper out
GK	60:00		SUI				20 BRAENDLI A - Goalkeeper out

#### Goalkeeper Records

Team : FIN - Finland

No.	Name	SOG	SVS	MIP
1	AHOLA Sanni	14	13	58:23
36	KEISALA Anni			

Team : SUI - Switzerland

No.	Name	SOG	SVS	MIP
20	BRAENDLI Andrea	40	40	60:00
29	MAURER Saskia			

#### Game Statistics

Team : FIN (Blue)

Head Coach : LEHTERA Tero

No.	Pos.	Name	Shots on Goal							Time on Ice													
			G	A	P	PIM	FO+	FO-	FO+/-	FO%	1	2	3	OT	TS	+/-	1	2	3	OT	TOT	SHF	AVG
7	D	RANTALA Sanni	0	0	0	0	0	0	0	0.00	0	0	0	0	0	0	7:32	7:49	5:43		21:04	31	0:40
9	D	LAITINEN Nelli +A	0	0	0	0	0	0	0	0.00	2	0	2	4	0	7:39	7:51	10:04		25:34	34	0:45	
16	F	NIEMINEN Petra	0	0	0	0	9	6	3	60.00	1	2	2	5	0	6:36	5:02	6:15		17:53	24	0:44	
33	F	KARVINEN Michelle +C	0	0	0	0	0	0	0	0.00	2	1	2	5	0	6:03	5:45	6:37		18:25	23	0:48	
77	F	TAPANI Susanna	0	0	0	2	2	4	-2	33.33	0	2	1	3	0	7:06	6:59	7:47		21:52	26	0:50	
8	D	SUORANTA Elli	0	0	0	0	0	0	0	0.00	3	0	0	3	0	7:41	6:22	5:55		19:58	31	0:38	
24	F	VAINIKKA Viivi	0	0	0	0	1	4	-3	20.00	0	0	2	2	0	5:53	5:27	7:51		19:11	26	0:44	
40	F	TULUS Noora	0	0	0	2	7	6	1	53.85	0	1	0	1	0	3:52	4:44	6:31		15:07	22	0:41	
61	F	NUUTINEN Emma	0	0	0	0	0	0	0	0.00	1	1	0	2	0	3:41	4:08	2:10		9:59	19	0:31	
88	D	SAVOLAINEN Ronja +A	0	0	0	0	0	0	0	0.00	1	2	0	3	-1	6:52	8:05	6:23		21:20	31	0:41	
2	D	KARJALAINEN Sini	0	0	0	0	0	0	0	0.00	1	0	0	1	-1	4:57	4:00	3:54		12:51	24	0:32	
5	D	YRJOLA Siiri	0	0	0	0	0	0	0	0.00	0	0	1	1	0	5:19	4:00	5:04		14:23	25	0:34	



Head Coach : LEHTERA Tero										Shots on Goal				Time on Ice									
No.	Pos.	Name	G	A	P	PIM	FO+	FO-	FO+/-	FO%	1	2	3	OT	TS	+/-	1	2	3	OT	TOT	SHF	AVG
10	F	HOLOPAINEN Elisa	0	0	0	0	0	0	0	0.00	2	1	3		6	0	3:53	6:10	5:39		15:42	24	0:39
12	F	VANHANEN Sanni	0	0	0	0	9	3	6	75.00	0	0	0		0	0	4:25	5:09	5:54		15:28	24	0:38
22	F	SCHALIN Julia	0	0	0	2	0	0	0	0.00	1	0	0		1	-1	4:58	5:48	3:21		14:07	20	0:42
18	F	NYLUND Jenniina	0	0	0	0	1	3	-2	25.00	0	0	2		2	-1	3:29	3:53	5:33		12:55	21	0:36
32	F	VESA Emilia	0	0	0	0	0	0	0	0.00	0	0	0		0	-1	5:08	4:09	0:00		9:17	12	0:46
91	F	LIKALA Julia	0	0	0	0	0	0	0	0.00	0	0	0		0	0	2:57	1:03	2:15		6:15	12	0:31
19	F	KUOPPALA Ida	0	0	0	0	0	0	0	0.00	0	0	1		1	0	0:00	1:36	3:26		5:02	12	0:25
1	GK	AHOLA Sanni	0	0	0	0					0	0	0		0								
36	GK	KEISALA Anni	0	0	0	0					0	0	0		0								
<b>Total</b>			<b>0</b>	<b>0</b>	<b>0</b>	<b>6</b>	<b>29</b>	<b>26</b>	<b>3</b>	<b>52.73</b>	<b>14</b>	<b>10</b>	<b>16</b>		<b>40</b>								

Team : SUI (White)

Head Coach : MULLER Colin										Shots on Goal				Time on Ice									
No.	Pos.	Name	G	A	P	PIM	FO+	FO-	FO+/-	FO%	1	2	3	OT	TS	+/-	1	2	3	OT	TOT	SHF	AVG
7	F	STALDER Lara +C	0	1	1	0	0	0	0	0.00	2	1	0		3	+1	6:58	6:48	7:06		20:52	26	0:48
17	D	CHRISTEN Lara	0	0	0	0	0	0	0	0.00	0	1	0		1	+1	9:53	5:49	8:43		24:25	31	0:47
21	F	ENZLER Rahel	0	1	1	0	0	0	0	0.00	0	1	1		2	+1	6:44	5:44	3:53		16:21	24	0:40
25	F	MULLER Alina +A	1	0	1	0	17	12	5	58.62	0	1	1		2	+1	7:23	7:29	7:12		22:04	28	0:47
82	D	BAECHLER Alessia	0	0	0	0	0	0	0	0.00	1	0	0		1	+1	8:38	6:26	8:04		23:08	30	0:46
13	F	WEY Ivana	0	0	0	2	3	9	-6	25.00	0	0	0		0	0	7:45	8:08	6:00		21:53	27	0:48
15	D	MERIGUET Laure	0	0	0	0	0	0	0	0.00	0	0	0		0	0	2:55	6:09	4:28		13:32	20	0:40
16	D	VALLARIO Nicole	0	0	0	0	0	0	0	0.00	2	0	0		2	0	5:44	9:30	5:16		20:30	27	0:45
22	F	LEEMANN Sinja	0	0	0	0	0	0	0	0.00	1	0	0		1	0	6:06	5:25	4:43		16:14	23	0:42
28	F	MARTI Alina	0	0	0	0	0	2	-2	0.00	0	1	0		1	0	6:05	6:45	7:05		19:55	27	0:44
9	D	SIGRIST Shannon	0	0	0	0	0	0	0	0.00	1	0	0		1	0	5:04	5:22	6:23		16:49	22	0:45
11	F	ZIMMERMANN Laura	0	0	0	2	3	0	3	100.00	0	0	0		0	0	4:20	3:22	4:09		11:51	20	0:35
18	D	WETLI Stefanie	0	0	0	2	0	0	0	0.00	0	0	0		0	0	4:27	4:37	7:06		16:10	24	0:40
26	F	HERZIG Naemi	0	0	0	0	1	5	-4	16.67	0	0	0		0	0	4:05	4:01	3:35		11:41	18	0:38
71	F	LUTZ Lena Marie	0	0	0	0	0	0	0	0.00	0	0	0		0	0	4:50	3:55	4:17		13:02	20	0:39
2	D	BUCHI Annic	0	0	0	0	0	0	0	0.00	0	0	0		0	0	1:04	0:37	0:00		1:41	4	0:25
8	F	QUENNEC Kaleigh +A	0	0	0	0	0	0	0	0.00	0	0	0		0	0	1:18	0:58	0:00		2:16	3	0:45
12	F	RUEDI Lisa	0	0	0	0	2	1	1	66.67	0	0	0		0	0	2:46	2:58	2:52		8:36	12	0:43
53	F	SCHAEFER Vanessa	0	0	0	0	0	0	0	0.00	0	0	0		0	0	2:32	0:57	2:44		6:13	10	0:37
68	F	BALZER Leoni	0	0	0	0	0	0	0	0.00	0	0	0		0	0	1:57	2:56	2:29		7:22	11	0:40
20	GK	BRAENDLI Andrea	0	0	0	0					0	0	0		0								
29	GK	MAURER Saskia	0	0	0	0					0	0	0		0								
<b>Total</b>			<b>1</b>	<b>2</b>	<b>3</b>	<b>6</b>	<b>26</b>	<b>29</b>	<b>-3</b>	<b>47.27</b>	<b>7</b>	<b>5</b>	<b>2</b>		<b>14</b>								

Legend:							
(G)	Goals in tournament	+/-	Plus/minus net	+A	Alternate Captain	+C	Captain
A	Assists	AVG	Average time on ice / shift	D	Defender	EQ	Equal strength
ET/Res	Penalty end time/Result of game	F	Forward	FO%	% Face-offs won	FO+	Face-offs won
FO-	Face-offs lost	FO+/-	Face-offs net	G	Goals	GK	Goalkeeper
MIP	Minutes in play (GK)	No.	Jersey number	OT	Overtime	P	Points
PIM	Penalties in minutes	Pos.	Position	PPG	Power play goals	SHF	Number of shifts
SHG	Shorthanded goals	SOG	Shots on goal	SVS	Saves	TOT	Total
TPP	Time on power play	TS	Total shots				



Shot Chart

Tabella azioni di tiro / Analyse des tirs

FIN - SUI



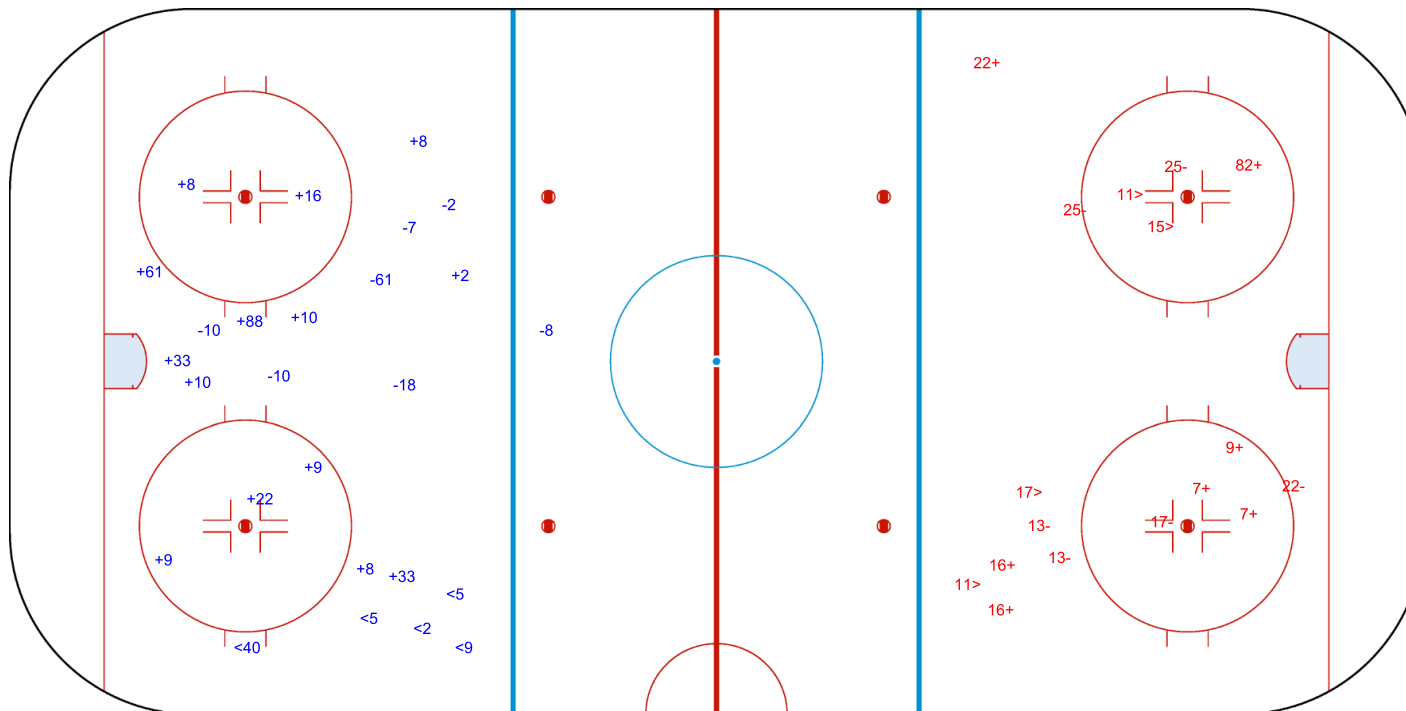
1st Period



Shots by FIN  
Goal (o): 0  
Block (<): 5  
Save (+): 14  
Miss (-): 7



GK 20 of SUI



Shots by SUI  
Goal (o): 0  
Block (>): 4  
Save (+): 7  
Miss (-): 6



GK 1 of FIN



# Milano Rho Ice Hockey

**SAT 14 FEB 2026**  
Start Time 21:10

**Ice Hockey**  
Hockey su ghiaccio / Hockey sur glace

**Women**  
Donne / Femmes

## Play-offs Quarterfinals, Game 24

Quarti di finale play off, Partita 24 / Phase finale, quarts de finale, Match 24

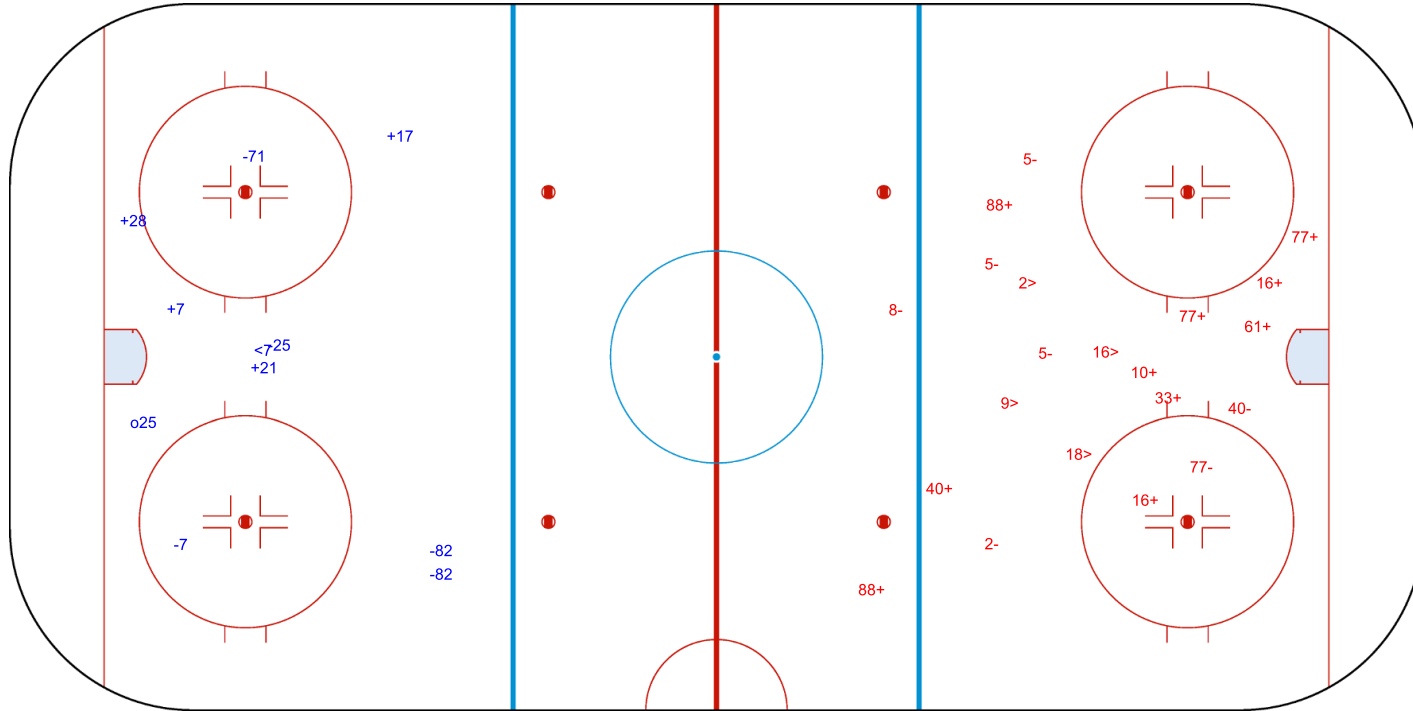


Shots by SUI  
Goal (o): 1  
Block (<): 1  
Save (+): 4  
Miss (-): 5



GK 1 of FIN

**FIN** → **2nd Period** ← **SUI**



Shots by FIN  
Goal (o): 0  
Block (>): 4  
Save (+): 10  
Miss (-): 7



GK 20 of SUI



Milano Rho Ice Hockey

SAT 14 FEB 2026

Start Time 21:10

Ice Hockey  
Hockey su ghiaccio / Hockey sur glace

Women  
Donne / Femmes

Play-offs Quarterfinals, Game 24

Quarti di finale play off, Partita 24 / Phase finale, quarts de finale, Match 24



Shots by FIN  
Goal (o): 0  
Block (<): 9  
Save (+): 16  
Miss (-): 6



GK 20 of SUI



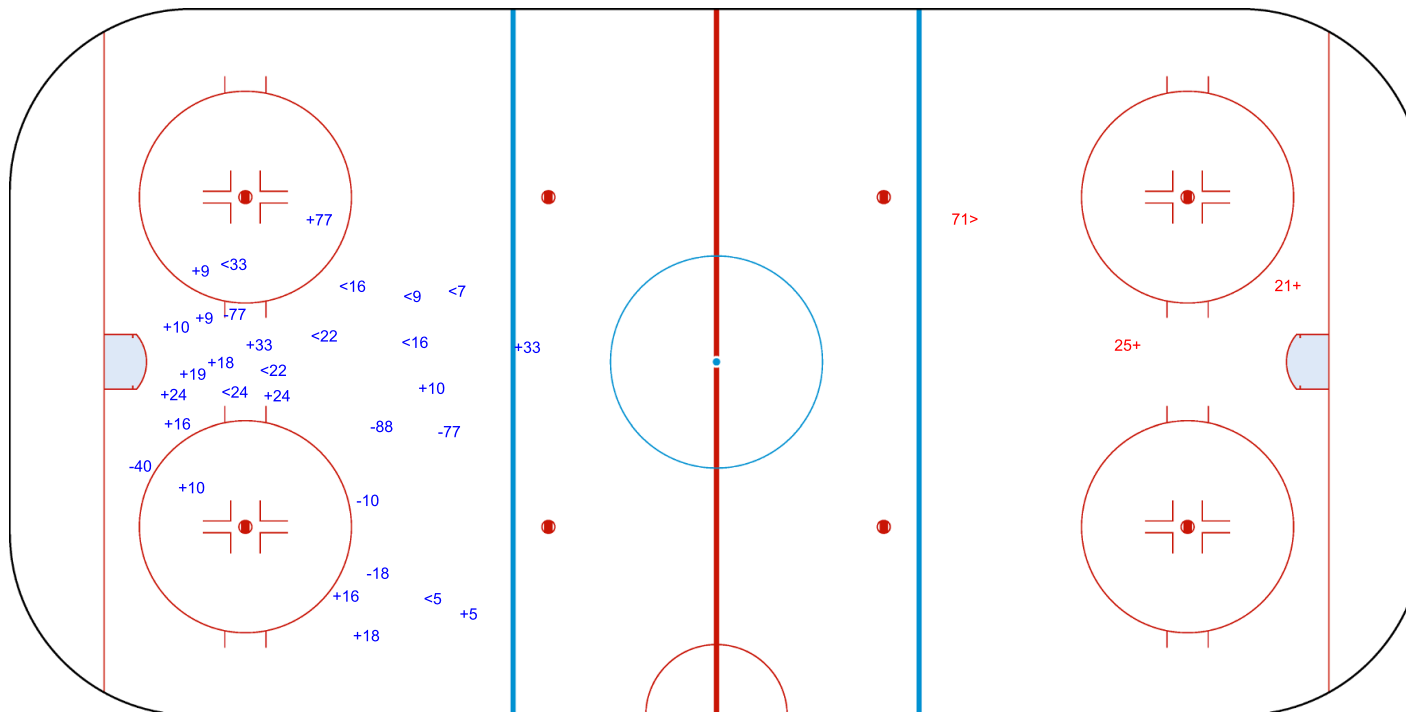
3rd Period



Shots by SUI  
Goal (o): 0  
Block (>): 1  
Save (+): 2  
Miss (-): 0



GK 1 of FIN



Legend: GK Goalkeeper



### Face-off Chart

Tabella ingaggi / Statistiques des mises en jeu

#### FIN - SUI

#### 1st PERIOD

	FIN		SUI		FIN		SUI		Total wins all zones				
	Def. zone	Att. zone	Neutral zone	Neutral zone	Att. zone	Def. zone	Att. zone	Def. zone					
	- 40	+ 13	- 77	+ 25	+ 16	- 25			<table border="1"> <thead> <tr> <th>FIN</th> <th>SUI</th> </tr> </thead> <tbody> <tr> <td>10 / 59%</td> <td>7 / 41%</td> </tr> </tbody> </table>	FIN	SUI	10 / 59%	7 / 41%
FIN	SUI												
10 / 59%	7 / 41%												
	- 77	+ 25	+ 40	- 26	+ 40	- 13							
	+ 12	- 13			- 16	+ 25							
	- 24	+ 25			- 16	+ 25							
	- 16	+ 25			+ 16	- 25							
	+ 12	- 26			+ 12	- 13							
					+ 18	- 26							
					+ 24	- 26							
					+ 16	- 25							
Total wins / period	2 / 33%	4 / 67%	1 / 50%	1 / 50%	7 / 78%	2 / 22%							

#### 2nd PERIOD

	FIN		SUI		FIN		SUI		Total wins all zones				
	Def. zone	Att. zone	Neutral zone	Neutral zone	Att. zone	Def. zone	Att. zone	Def. zone					
	- 24	+ 25	+ 16	- 25	+ 12	- 25			<table border="1"> <thead> <tr> <th>FIN</th> <th>SUI</th> </tr> </thead> <tbody> <tr> <td>8 / 44%</td> <td>10 / 56%</td> </tr> </tbody> </table>	FIN	SUI	8 / 44%	10 / 56%
FIN	SUI												
8 / 44%	10 / 56%												
	+ 12	- 12	- 40	+ 13	+ 40	- 13							
	- 18	+ 11	- 40	+ 12	+ 40	- 25							
	- 18	+ 25	- 12	+ 25	- 18	+ 11							
			- 40	+ 26	+ 12	- 13							
			+ 16	- 25	- 16	+ 25							
			+ 12	- 13	- 12	+ 13							
Total wins / period	1 / 25%	3 / 75%	3 / 43%	4 / 57%	4 / 57%	3 / 43%							

#### 3rd PERIOD

	FIN		SUI		FIN		SUI		Total wins all zones				
	Def. zone	Att. zone	Neutral zone	Neutral zone	Att. zone	Def. zone	Att. zone	Def. zone					
	+ 40	- 13	- 77	+ 25	- 77	+ 25			<table border="1"> <thead> <tr> <th>FIN</th> <th>SUI</th> </tr> </thead> <tbody> <tr> <td>11 / 55%</td> <td>9 / 45%</td> </tr> </tbody> </table>	FIN	SUI	11 / 55%	9 / 45%
FIN	SUI												
11 / 55%	9 / 45%												
	+ 40	- 13	+ 12	- 28	+ 16	- 13							
	+ 40	- 26			+ 16	- 28							
	- 40	+ 11			+ 77	- 25							
	+ 12	- 25			- 16	+ 12							
	+ 77	- 25			- 12	+ 25							
					- 40	+ 25							
					- 24	+ 25							
					- 24	+ 25							
					+ 16	- 25							
					+ 16	- 25							
					- 16	+ 25							
Total wins / period	5 / 83%	1 / 17%	1 / 50%	1 / 50%	5 / 42%	7 / 58%							



TOTAL

Total wins / game	FIN		SUI		FIN		SUI		Total wins all zones	
	Def. zone	Att. zone	Neutral zone		Att. zone	Def. zone	FIN	SUI	FIN	SUI
	8 / 50%	8 / 50%	5 / 45%	6 / 55%	16 / 57%	12 / 43%	29 / 53%	26 / 47%		

HEAD TO HEAD

		SUI						Tot.	wins FIN	Dz	Nz	Az
No.		11	12	13	25	26	28					
FIN	12		1 - 0	4 - 1	2 - 2	1 - 0	1 - 0	12	9 75%	4 100%	2 67%	3 60%
	16		0 - 1	1 - 0	7 - 5		1 - 0	15	9 60%	0 0%	2 100%	7 58%
	18	0 - 2			0 - 1	1 - 0		4	1 25%	0 0%		1 50%
	24				0 - 4	1 - 0		5	1 20%	0 0%		1 33%
	40	0 - 1	0 - 1	4 - 2	1 - 1	2 - 1		13	7 54%	3 60%	1 25%	3 75%
	77				2 - 4			6	2 33%	1 50%	0 0%	1 50%
	<b>Tot.</b>	3	3	12	29	6	2	55	29 53%	8 50%	5 45%	16 57%
<b>wins SUI</b>	3 100%	2 67%	3 25%	17 59%	1 17%	0 0%	26 47%					
<b>Dz</b>	1 100%	1 100%	1 17%	9 53%	0 0%	0 0%	12 43%					
<b>Nz</b>		1 100%	1 50%	3 60%	1 50%	0 0%	6 55%					
<b>Az</b>	2 100%	0 0%	1 25%	5 71%	0 0%		8 50%					

<b>Legend:</b>	<b>Att.</b> Attacking	<b>Az</b> Attacking zone	<b>Def.</b> Defending	<b>Dz</b> Defending zone
<b>No.</b> Jersey number	<b>Nz</b> Neutral zone	<b>Tot.</b> Total face-offs played		



## Line-Ups

Formazioni / Composition des equipes

### USA - SWE

#### Referees

13 MURRAY Cianna (CAN), 21 TASSONI Amanda (USA)

#### Goalkeepers

Team: USA

##### No. Name

31 FRANKEL Aerin  
33 PHILIPS Gwyneth

#### Team Line-ups

Team: USA (Blue)

##### No. Pos. Name

5 D KELLER Megan +A  
10 D EDWARDS Laila  
17 F CURL Britta  
21 F KNIGHT Hilary +C  
25 F CARPENTER Alex +A

4 D HARVEY Caroline  
8 D WINN Haley  
23 F BILKA Hannah  
27 F HEISE Taylor  
37 F MURPHY Abbey

2 D STECKLEIN Lee  
3 D BARNES Cayla  
12 F PANNEK Kelly  
13 F ZUMWINKLE Grace  
26 F COYNE Kendall

6 D GUILDAY Rory  
9 F SIMMS Kirsten  
22 F JANECKE Tessa  
24 F DUNNE Joy  
16 F SCAMURRA Hayley

Head Coach: WROBLEWSKI John

#### NOT DRESSED:

30 GK McNAUGHTON Ava

#### Linespersons

64 SAARIMAKI Tiina (FIN), 60 ZACH Erin (CAN)

Team: SWE

##### No. Name

1 SVENSSON TRAFF Ebba  
30 SODERBERG Emma

Team: SWE (Yellow)

##### No. Pos. Name

7 D JUNGAKER Mira  
12 D NYLEN PERSSON Maja  
8 F SVENSSON Hilda  
23 F JOHANSSON Thea  
26 F OLSSON Hanna +A

9 D ADOLFSSON Jessica  
71 D KJELLBIN Anna +C  
15 F JOHANSSON Lisa  
19 F HJALMARSSON Sara +A  
22 F THUVIK Hanna

4 D ANDERSSON Linnea  
14 D KARLSSON Ida  
11 F BOUVENG Josefin  
17 F LUNDIN Sofie  
34 F HALLIN Mira  
24 F HEDQVIST Ebba  
25 F LJUNGBLOM Lina  
89 F HALL Nicole  
29 F WIKNER ZIENKIEWICZ Felizia

Head Coach: LUNDBERG Ulf

#### NOT DRESSED:

35 GK HOLM Tindra  
55 D RAUNIO Jenna

#### Legend:

<b>+A</b>	Alternate Captain	<b>+C</b>	Captain	<b>D</b>	Defender	<b>F</b>	Forward
<b>No.</b>	Jersey number	<b>Pos.</b>	Position				



## Graphical Line-ups

Schema grafico formazioni / Alignments

### USA - SWE

**Referees**

13 MURRAY Cianna (CAN), 21 TASSONI Amanda (USA)

**Linespersons**

64 SAARIMAKI Tiina (FIN), 60 ZACH Erin (CAN)

**Team:** USA - United States of America (Blue)

**Head Coach:** WROBLEWSKI John

S1 31 FRANKEL Aerin		
33 PHILIPS Gwyneth		
S4 17 CURL Britta	S6 25 CARPENTER Alex +A	S5 21 KNIGHT Hilary +C
S2 5 KELLER Megan +A	S3 10 EDWARDS Laila	
23 BILKA Hannah	27 HEISE Taylor	37 MURPHY Abbey
4 HARVEY Caroline	8 WINN Haley	
26 COYNE Kendall	12 PANNEK Kelly	13 ZUMWINKLE Grace
2 STECKLEIN Lee	3 BARNES Cayla	
24 DUNNE Joy	22 JANECKE Tessa	9 SIMMS Kirsten
6 GUILDAY Rory		
		16 SCAMURRA Hayley

**Team:** SWE - Sweden (Yellow)

**Head Coach:** LUNDBERG Ulf

S1 1 SVENSSON TRAFF Ebba		
30 SODERBERG Emma		
8 SVENSSON Hilda	26 OLSSON Hanna +A	23 JOHANSSON Thea
7 JUNGAKER Mira	12 NYLEN PERSSON Maja	
S4 15 JOHANSSON Lisa	S5 19 HJALMARSSON Sara +A	S6 22 THUVIK Hanna
S2 9 ADOLFSSON Jessica	S3 71 KJELLBIN Anna +C	
34 HALLIN Mira	17 LUNDIN Sofie	11 BOUVENG Josefin
4 ANDERSSON Linnea	14 KARLSSON Ida	
24 HEDQVIST Ebba	25 LJUNGBLOM Lina	89 HALL Nicole
29 WIKNER ZIENKIEWICZ Felizia		

**Legend:**

+A Alternate Captain

+C Captain

Sn

Starting position



## Game Summary

Tabella riassuntiva partita / Resume du match

**USA - SWE 5 - 0 (1 - 0 , 4 - 0 , 0 - 0)**

Spectators	Referees	Linespersons
7894	13 MURRAY Cianna (CAN) , 21 TASSONI Amanda (USA)	64 SAARIMAKI Tiina (FIN) , 60 ZACH Erin (CAN)

### Team Statistics

Period	Score	SVS	SOG	PIM	TPP	PPG	SHG
1	1 : 0	2 : 12	13 : 2	0 : 4	2:00 : 0:00	0 : 0	0 : 0
2	4 : 0	13 : 7	11 : 13	6 : 2	0:00 : 4:00	0 : 0	0 : 0
3	0 : 0	8 : 10	10 : 8	2 : 0	0:00 : 1:26	0 : 0	0 : 0
<b>Total</b>	<b>5 : 0</b>	<b>23 : 29</b>	<b>34 : 23</b>	<b>8 : 6</b>	<b>2:00 : 5:26</b>	<b>0 : 0</b>	<b>0 : 0</b>

### 1st Period

Action	Time	ET/Res	Team	Type	No.	Name	(G) Name of Assistant(s) / Action Description
GK	00:00		USA		31	FRANKEL A	- Goalkeeper in
GK	00:00		SWE		1	SVENSSON TRAFF E	- Goalkeeper in
Penalty	05:09	05:09	SWE	2 min.	19	HJALMARSSON S	- Roughing
<b>Goal</b>	<b>05:09</b>	<b>1 : 0</b>	<b>USA</b>	<b>EQ</b>	<b>3</b>	<b>BARNES C</b>	(1) 12 PANNEK K On Ice USA 2 3 12 13 22 26 2 STECKLEIN L SWE 1 12 15 19 22 71
Penalty	08:21	10:21	SWE	2 min.	19	HJALMARSSON S	- Boarding

### 2nd Period

Action	Time	ET/Res	Team	Type	No.	Name	(G) Name of Assistant(s) / Action Description
Penalty	26:00	28:00	USA	2 min.	16	SCAMURRA H	- Tripping
<b>Goal</b>	<b>29:09</b>	<b>2 : 0</b>	<b>USA</b>	<b>EQ</b>	<b>27</b>	<b>HEISE T</b>	(2) 23 BILKA H On Ice USA 31 4 10 23 27 37 37 MURPHY A SWE 1 7 8 12 23 26
Penalty	29:30	31:30	USA	2 min.	9	SIMMS K	- Interference
<b>Goal</b>	<b>35:12</b>	<b>3 : 0</b>	<b>USA</b>	<b>EQ</b>	<b>37</b>	<b>MURPHY A</b>	(2) 23 BILKA H On Ice USA 31 4 8 23 27 37 8 WINN H SWE 1 9 14 15 19 29
<b>Goal</b>	<b>36:10</b>	<b>4 : 0</b>	<b>USA</b>	<b>EQ</b>	<b>26</b>	<b>COYNE K</b>	(3) 10 EDWARDS L On Ice USA 31 3 5 10 25 26 5 KELLER M SWE 1 8 9 19 23 71
GK	36:10		SWE		30	SODERBERG E	- Goalkeeper in 1 SVENSSON TRAFF E - Goalkeeper out
<b>Goal</b>	<b>37:59</b>	<b>5 : 0</b>	<b>USA</b>	<b>EQ</b>	<b>16</b>	<b>SCAMURRA H</b>	(3) 17 CURL B On Ice USA 31 2 3 16 17 22 22 JANECKE T SWE 30 7 8 9 23 26
Penalty	38:25	40:25	SWE	2 min.	9	ADOLFSSON J	- Roughing
Penalty	38:25	40:25	USA	2 min.	37	MURPHY A	- Interference on a Goalkeeper

### 3rd Period

Action	Time	ET/Res	Team	Type	No.	Name	(G) Name of Assistant(s) / Action Description
Penalty	58:34	60:00	USA	2 min.	9	SIMMS K	- Cross-Checking
GK	60:00		USA				31 FRANKEL A - Goalkeeper out
GK	60:00		SWE				30 SODERBERG E - Goalkeeper out

### Goalkeeper Records

Team : USA - United States of America

No.	Name	SOG	SVS	MIP
31	FRANKEL Aerin	23	23	60:00
33	PHILIPS Gwyneth			

Team : SWE - Sweden

No.	Name	SOG	SVS	MIP
1	SVENSSON TRAFF Ebba	23	19	36:10
30	SODERBERG Emma	11	10	23:50

### Game Statistics

Team : USA (Blue)																							
Head Coach : WROBLEWSKI John																							
Shots on Goal																							
Time on Ice																							
No.	Pos.	Name	G	A	P	PIM	FO+	FO-	FO+/-	FO%	1	2	3	OT	TS	+/-	1	2	3	OT	TOT	SHF	AVG
5	D	KELLER Megan	+A	0	1	1	0	0	0	0.00	1	0	1	2	+1	6:53	7:21	6:46		21:00	28	0:45	
10	D	EDWARDS Laila		0	1	1	0	0	0	0.00	2	0	0	2	+2	7:02	6:50	7:23		21:15	28	0:45	
17	F	CURL Britta		0	1	1	0	0	1	-1	0	0	1	1	+1	5:25	5:30	4:42		15:37	24	0:39	
21	F	KNIGHT Hilary	+C	0	0	0	0	0	0	0.00	0	0	1	1	0	5:33	5:35	4:31		15:39	19	0:49	



Head Coach : WROBLEWSKI John											Shots on Goal				Time on Ice								
No.	Pos.	Name	G	A	P	PIM	FO+	FO-	FO+/-	FO%	1	2	3	OT	TS	+/-	1	2	3	OT	TOT	SHF	AVG
25	F	CARPENTER Alex +A	0	0	0	0	11	5	6	68.75	2	0	2		4	+1	5:33	5:59	4:58		16:30	20	0:49
4	D	HARVEY Caroline	0	0	0	0	0	0	0	0.00	2	0	1		3	+2	8:39	5:59	7:16		21:54	25	0:52
8	D	WINN Haley	0	1	1	0	0	0	0	0.00	0	2	0		2	+1	7:54	6:47	6:39		21:20	22	0:58
23	F	BILKA Hannah	0	2	2	0	0	0	0	0.00	0	0	0		0	+2	4:58	4:08	2:06		11:12	17	0:39
27	F	HEISE Taylor	1	0	1	0	11	3	8	78.57	2	2	0		4	+2	6:20	3:57	5:20		15:37	20	0:46
37	F	MURPHY Abby	1	1	2	2	0	0	0	0.00	2	1	0		3	+2	6:51	3:36	4:54		15:21	20	0:46
2	D	STECKLEIN Lee	0	1	1	0	0	0	0	0.00	0	0	1		1	+2	3:32	6:20	6:24		16:16	23	0:42
3	D	BARNES Cayla	1	0	1	0	0	0	0	0.00	1	0	0		1	+3	4:11	6:43	5:30		16:24	23	0:42
12	F	PANNEK Kelly	0	1	1	0	7	5	2	58.33	0	0	0		0	+1	4:14	4:49	5:07		14:10	22	0:38
13	F	ZUMWINKLE Grace	0	0	0	0	0	0	0	0.00	1	1	0		2	+1	3:32	4:23	5:24		13:19	19	0:42
26	F	COYNE Kendall	1	0	1	0	0	0	0	0.00	0	1	0		1	+2	4:51	4:22	5:12		14:25	19	0:45
6	D	GUILDAY Rory	0	0	0	0	0	0	0	0.00	0	0	0		0	0	0:53	0:00	0:00		0:53	1	0:53
9	F	SIMMS Kirsten	0	0	0	4	0	0	0	0.00	0	0	0		0	0	2:43	1:52	2:41		7:16	10	0:43
22	F	JANECKE Tessa	0	1	1	0	7	4	3	63.64	0	0	1		1	+2	4:48	3:58	3:55		12:41	19	0:40
24	F	DUNNE Joy	0	0	0	0	0	0	0	0.00	0	3	0		3	0	3:53	5:16	4:32		13:41	19	0:43
16	F	SCAMURRA Hayley	1	0	1	2	0	0	0	0.00	0	1	2		3	+1	2:15	2:39	5:07		10:01	16	0:37
31	GK	FRANKEL Aerin	0	0	0	0					0	0	0		0								
33	GK	PHILIPS Gwyneth	0	0	0	0					0	0	0		0								
<b>Total</b>			<b>5</b>	<b>10</b>	<b>15</b>	<b>8</b>	<b>36</b>	<b>18</b>	<b>18</b>	<b>66.67</b>	<b>13</b>	<b>11</b>	<b>10</b>		<b>34</b>								

Team : SWE (Yellow)

Head Coach : LUNDBERG Ulf											Shots on Goal				Time on Ice								
No.	Pos.	Name	G	A	P	PIM	FO+	FO-	FO+/-	FO%	1	2	3	OT	TS	+/-	1	2	3	OT	TOT	SHF	AVG
7	D	JUNGAKE Mira	0	0	0	0	0	0	0	0.00	1	2	1		4	-2	5:49	7:28	7:10		20:27	31	0:39
8	F	SVENSSON Hilda	0	0	0	0	0	0	0	0.00	1	1	0		2	-3	5:52	6:19	5:01		17:12	25	0:41
12	D	NYLEN PERSSON Maja	0	0	0	0	0	0	0	0.00	0	0	1		1	-2	9:30	8:18	7:29		25:17	35	0:43
23	F	JOHANSSON Thea	0	0	0	0	0	0	0	0.00	0	2	0		2	-3	4:15	6:43	5:14		16:12	23	0:42
26	F	OLSSON Hanna +A	0	0	0	0	7	8	-1	46.67	0	1	0		1	-2	5:18	6:32	5:21		17:11	22	0:46
9	D	ADOLFSSON Jessica	0	0	0	2	0	0	0	0.00	0	1	1		2	-3	6:43	6:49	5:51		19:23	28	0:41
15	F	JOHANSSON Lisa	0	0	0	0	0	0	0	0.00	0	1	2		3	-2	4:22	5:39	6:08		16:09	22	0:44
19	F	HJALMARSSON Sara +A	0	0	0	4	5	14	-9	26.32	0	1	0		1	-3	4:46	6:59	5:10		16:55	27	0:37
22	F	THUVIK Hanna	0	0	0	0	0	0	0	0.00	0	1	0		1	-1	6:10	4:01	4:25		14:36	20	0:43
71	D	KJELLBIN Anna +C	0	0	0	0	0	0	0	0.00	0	1	0		1	-2	9:27	6:53	6:05		22:25	31	0:43
4	D	ANDERSSON Linnea	0	0	0	0	0	0	0	0.00	0	0	0		0	0	3:15	1:31	5:16		10:02	16	0:37
11	F	BOUVENG Josefin	0	0	0	0	0	0	0	0.00	0	1	1		2	0	5:02	4:53	4:52		14:47	15	0:59
14	D	KARLSSON Ida	0	0	0	0	0	0	0	0.00	0	0	0		0	-1	5:16	5:01	6:43		17:00	26	0:39
17	F	LUNDIN Sofie	0	0	0	0	2	10	-8	16.67	0	0	0		0	0	5:51	5:31	5:38		17:00	22	0:46
34	F	HALLIN Mira	0	0	0	0	0	0	0	0.00	0	0	0		0	0	5:54	1:52	3:44		11:30	14	0:49
24	F	HEDQVIST Ebba	0	0	0	0	0	2	-2	0.00	0	0	0		0	0	2:37	3:10	3:43		9:30	16	0:35
25	F	LJUNGBLOM Lina	0	0	0	0	4	2	2	66.67	0	1	2		3	0	3:38	5:56	4:28		14:02	19	0:44
89	F	HALL Nicole	0	0	0	0	0	0	0	0.00	0	0	0		0	0	3:01	2:59	4:10		10:10	15	0:40
29	F	WIKNER ZIENKIEWICZ Felizia	0	0	0	0	0	0	0	0.00	0	0	0		0	-1	1:12	3:26	3:32		8:10	10	0:49
1	GK	SVENSSON TRAFF Ebba	0	0	0	0					0	0	0		0								
30	GK	SODERBERG Emma	0	0	0	0					0	0	0		0								
<b>Total</b>			<b>0</b>	<b>0</b>	<b>0</b>	<b>6</b>	<b>18</b>	<b>36</b>	<b>-18</b>	<b>33.33</b>	<b>2</b>	<b>13</b>	<b>8</b>		<b>23</b>								



Legend:							
<b>(G)</b>	Goals in tournament	<b>+/-</b>	Plus/minus net	<b>+A</b>	Alternate Captain	<b>+C</b>	Captain
<b>A</b>	Assists	<b>AVG</b>	Average time on ice / shift	<b>D</b>	Defender	<b>EA</b>	Extra attacker
<b>EQ</b>	Equal strength	<b>ET/Res</b>	Penalty end time/Result of game	<b>F</b>	Forward	<b>FO%</b>	% Face-offs won
<b>FO+</b>	Face-offs won	<b>FO-</b>	Face-offs lost	<b>FO+/-</b>	Face-offs net	<b>G</b>	Goals
<b>GK</b>	Goalkeeper	<b>MIP</b>	Minutes in play (GK)	<b>No.</b>	Jersey number	<b>OT</b>	Overtime
<b>P</b>	Points	<b>PIM</b>	Penalties in minutes	<b>Pos.</b>	Position	<b>PPG</b>	Power play goals
<b>SHF</b>	Number of shifts	<b>SHG</b>	Shorthanded goals	<b>SOG</b>	Shots on goal	<b>SVS</b>	Saves
<b>TOT</b>	Total	<b>TPP</b>	Time on power play	<b>TS</b>	Total shots		



Shot Chart

Tabella azioni di tiro / Analyse des tirs

USA - SWE

Shots by USA  
Goal (o): 1  
Block (<): 7  
Save (+): 12  
Miss (-): 4



GK 1 of SWE



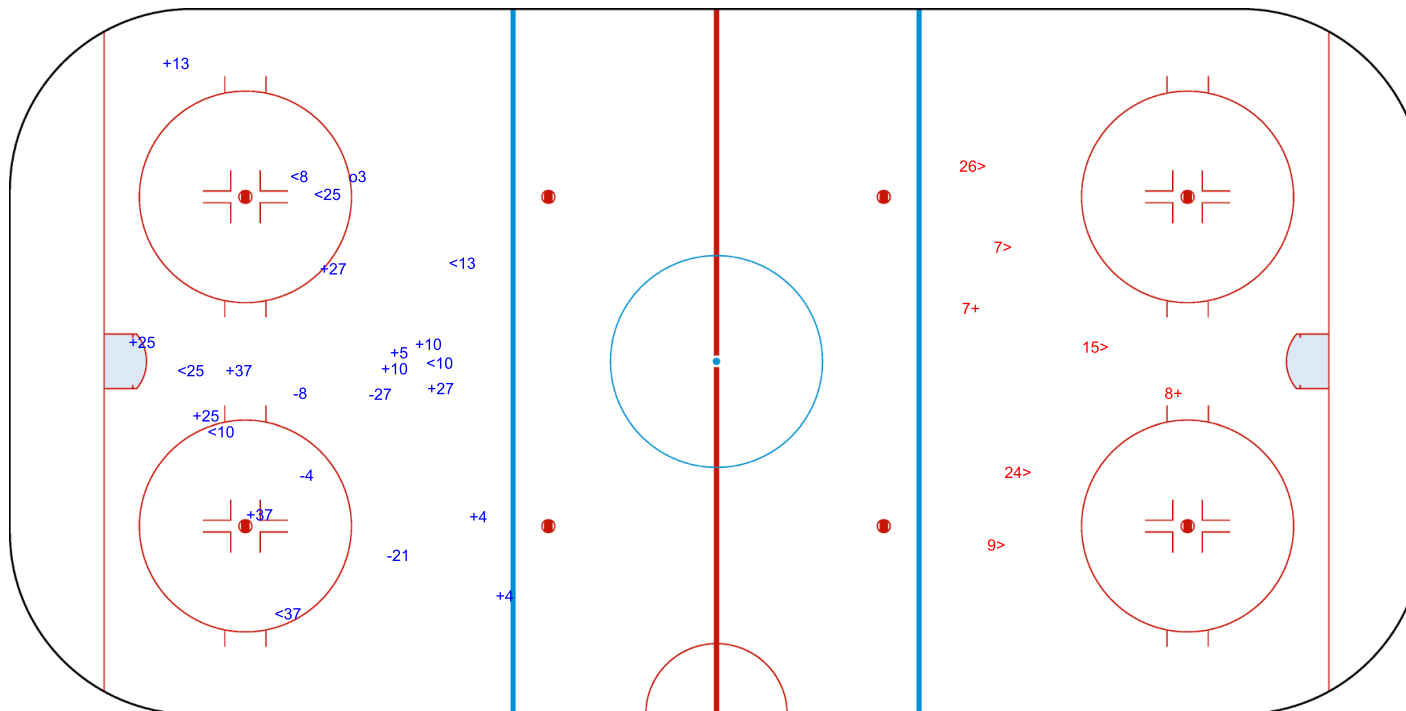
1st Period



Shots by SWE  
Goal (o): 0  
Block (>): 5  
Save (+): 2  
Miss (-): 0



GK 31 of USA





Shots by SWE

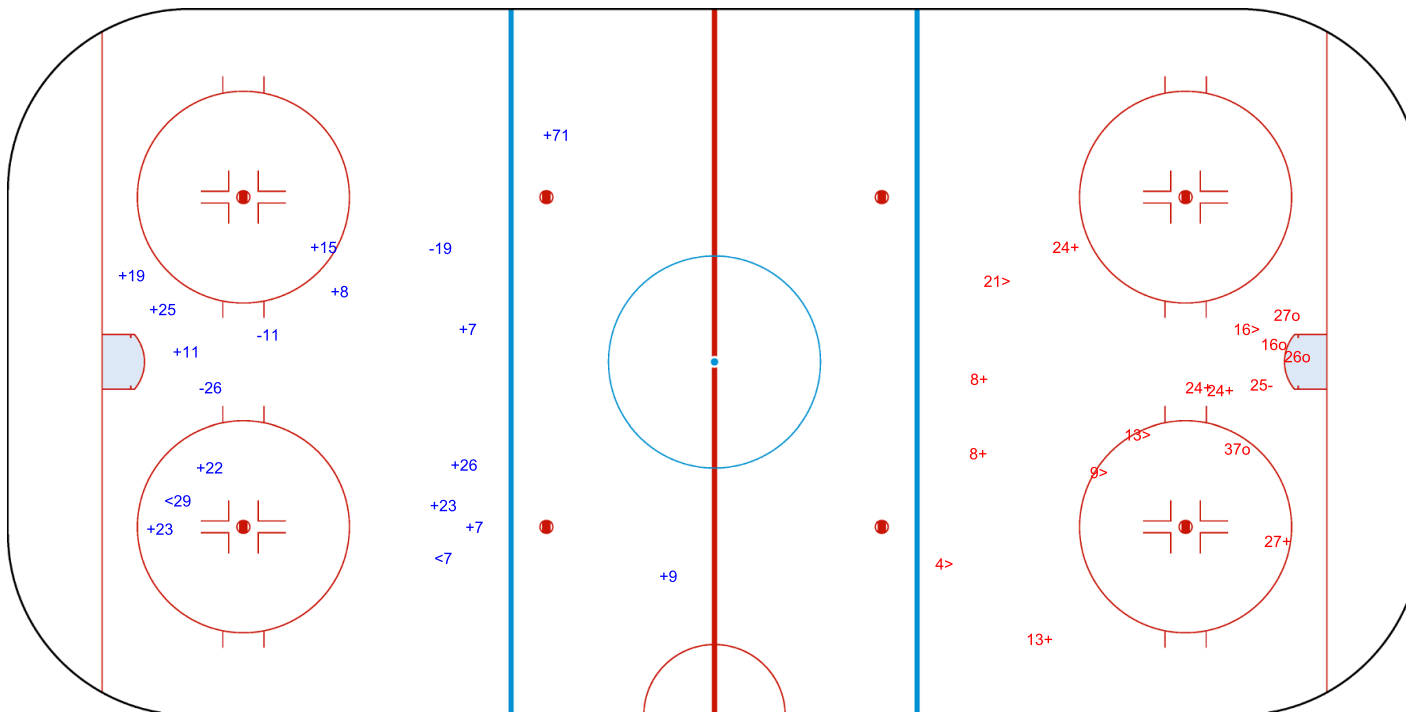
Goal (o): 0      Save (+): 13  
Block (<): 2      Miss (-): 3



GK 31 of USA




2nd Period




Shots by USA

Goal (o): 4      Save (+): 7  
Block (>): 5      Miss (-): 1



GK 1 of SWE



GK 30 of SWE



Milano Santagiulia Ice Hockey

MON 16 FEB 2026

Start Time 16:40

Ice Hockey  
Hockey su ghiaccio / Hockey sur glace

Women  
Donne / Femmes

Play-offs Semifinals, Game 25

Semifinali play off, Partita 25 / Phase finale, demi-finales, Match 25



Shots by USA  
Goal (o): 0  
Block (<): 5  
Save (+): 10  
Miss (-): 8



GK 30 of SWE



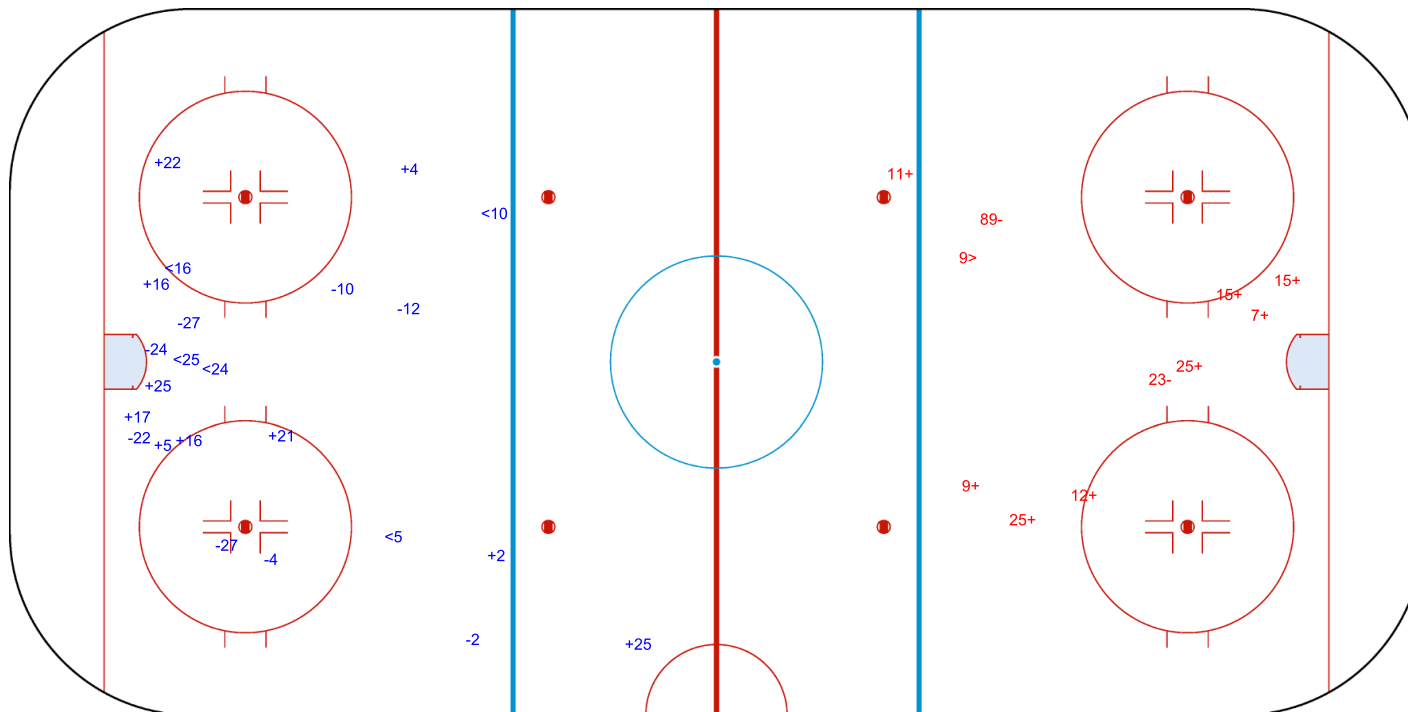
3rd Period



Shots by SWE  
Goal (o): 0  
Block (>): 1  
Save (+): 8  
Miss (-): 2



GK 31 of USA



Legend: GK Goalkeeper





### Face-off Chart

Tabella ingaggi / Statistiques des mises en jeu

#### USA - SWE

##### 1st PERIOD

	USA		SWE		USA		SWE		Total wins all zones	
	Def. zone	Att. zone	Neutral zone	Neutral zone	Att. zone	Def. zone	Att. zone	Def. zone	USA	SWE
	- 25	+ 26	+ 25	- 19	- 25	+ 26				
	+ 12	- 19	+ 22	- 17	+ 27	- 26				
	+ 12	- 26	- 22	+ 17	+ 12	- 19				
					+ 25	- 24				
					+ 22	- 24				
					+ 25	- 26				
					- 25	+ 26				
					+ 25	- 25				
					- 27	+ 26				
Total wins / period	2 / 67%	1 / 33%	2 / 67%	1 / 33%	6 / 67%	3 / 33%			10 / 67%	5 / 33%

##### 2nd PERIOD

	USA		SWE		USA		SWE		Total wins all zones	
	Def. zone	Att. zone	Neutral zone	Neutral zone	Att. zone	Def. zone	Att. zone	Def. zone	USA	SWE
	+ 27	- 19	+ 25	- 26	+ 12	- 17				
	+ 27	- 19	+ 27	- 17	- 22	+ 25				
	- 22	+ 26	- 25	+ 25	+ 12	- 17				
	- 12	+ 19	- 22	+ 25	- 25	+ 19				
	- 12	+ 25	+ 27	- 26	+ 25	- 19				
	- 12	+ 26	+ 25	- 19	- 27	+ 19				
	- 17	+ 19	- 12	+ 26	+ 27	- 19				
	+ 22	- 17	+ 25	- 19						
			+ 27	- 19						
			- 12	+ 17						
Total wins / period	3 / 38%	5 / 62%	6 / 60%	4 / 40%	4 / 57%	3 / 43%			13 / 52%	12 / 48%

##### 3rd PERIOD

	USA		SWE		USA		SWE		Total wins all zones	
	Def. zone	Att. zone	Neutral zone	Neutral zone	Att. zone	Def. zone	Att. zone	Def. zone	USA	SWE
	+ 22	- 19	+ 25	- 26	+ 27	- 26				
	+ 27	- 17	+ 22	- 19	+ 27	- 17				
	+ 25	- 19	+ 22	- 17	+ 27	- 17				
	+ 12	- 19	+ 25	- 17	- 27	+ 19				
					+ 22	- 25				
					+ 12	- 26				
Total wins / period	4 / 100%	0 / 0%	4 / 100%	0 / 0%	5 / 83%	1 / 17%			13 / 93%	1 / 7%

##### TOTAL

	USA		SWE		USA		SWE		Total wins all zones	
	Def. zone	Att. zone	Neutral zone	Neutral zone	Att. zone	Def. zone	Att. zone	Def. zone	USA	SWE
Total wins / game	9 / 60%	6 / 40%	12 / 71%	5 / 29%	15 / 68%	7 / 32%			36 / 67%	18 / 33%



HEAD TO HEAD

		SWE									
	No.	17	19	24	25	26	Tot.	wins USA	Dz	Nz	Az
USA	12	2 - 1	3 - 1		0 - 1	2 - 2	12	7 58%	3 50%	0 0%	4 100%
	17		0 - 1				1	0 0%	0 0%		
	22	3 - 1	2 - 0	1 - 0	1 - 2	0 - 1	11	7 64%	2 67%	3 60%	2 67%
	25	1 - 0	5 - 1	1 - 0	1 - 1	3 - 3	16	11 69%	1 50%	6 86%	4 57%
	27	4 - 0	4 - 2			3 - 1	14	11 79%	3 100%	3 100%	5 63%
	<b>Tot.</b>	12	19	2	6	15	54	36 67%	9 60%	12 71%	15 68%
	<b>wins SWE</b>	2 17%	5 26%	0 0%	4 67%	7 47%	18 33%				
	<b>Dz</b>	0 0%	3 50%	0 0%	1 33%	3 43%	7 32%				
	<b>Nz</b>	2 33%	0 0%		2 100%	1 25%	5 29%				
	<b>Az</b>	0 0%	2 25%		1 100%	3 75%	6 40%				

Legend:

<b>Att.</b>	Attacking	<b>Az</b>	Attacking zone	<b>Def.</b>	Defending	<b>Dz</b>	Defending zone
<b>No.</b>	Jersey number	<b>Nz</b>	Neutral zone	<b>Tot.</b>	Total face-offs played		



## Line-Ups

Formazioni / Composition des equipes

### CAN - SUI

#### Referees

29 COOKE Kelly (USA), 62 DOYLE Melissa (USA)

#### Goalkeepers

Team: CAN

No.	Name
35	DESBIENS Ann-Renee
38	MASCHMEYER Emerance

#### Team Line-ups

Team: CAN (Red)

No.	Pos.	Name
3	D	LAROCQUE Jocelyne
14	D	FAST Renata +A
10	F	FILLIER Sarah
29	F	POULIN Marie-Philip +C
95	F	WATTS Daryl
2	D	JAQUES Sophie
17	D	SHELTON Ella
7	F	STACEY Laura
26	F	CLARK Emily
40	F	TURNBULL Blayre
23	D	AMBROSE Erin
42	D	THOMPSON Claire
19	F	JENNER Brianne +A
20	F	NURSE Sarah
27	F	MALTAIS Emma
4	D	TABIN Kati
43	F	O'NEILL Kristin
88	F	GOSLING Julia
94	F	GARDINER Jennifer
24	F	SPOONER Natalie

Head Coach: RYAN Troy

#### NOT DRESSED:

82 GK OSBORNE Kayle

#### Linespersons

56 BUCKNER Sarah (USA), 16 HAJKOVA Kristyna (CZE)

Team: SUI

No.	Name
20	BRAENDLI Andrea
29	MAURER Saskia

Team: SUI (White)

No.	Pos.	Name
17	D	CHRISTEN Lara
82	D	BAECHLER Alessia
7	F	STALDER Lara +C
22	F	LEEMANN Sinja
25	F	MULLER Alina +A
15	D	MERIGUET Laure
16	D	VALLARIO Nicole
13	F	WEY Ivana
21	F	ENZLER Rahel
28	F	MARTI Alina
9	D	SIGRIST Shannon
18	D	WETLI Stefanie
11	F	ZIMMERMANN Laura
26	F	HERZIG Naemi
71	F	LUTZ Lena Marie
2	D	BUCHI Annic
8	F	QUENNEC Kaleigh +A
12	F	RUEDI Lisa
53	F	SCHAEFER Vanessa
68	F	BALZER Leoni

Head Coach: MULLER Colin

#### NOT DRESSED:

70 GK WAGNER Monja

#### Legend:

+A Alternate Captain  
No. Jersey number

+C Captain  
Pos. Position

D Defender

F Forward



## Graphical Line-ups

Schema grafico formazioni / Alignments

### CAN - SUI

#### Referees

29 COOKE Kelly (USA), 62 DOYLE Melissa (USA)

#### Linespersons

56 BUCKNER Sarah (USA), 16 HAJKOVA Kristyna (CZE)

Team: CAN - Canada (Red)

Head Coach: RYAN Troy

S1 35 DESBIENS Ann-Renee		
38 MASCHMEYER Emerance		
95 WATTS Daryl	29 POULIN Marie-Philip +C	10 FILLIER Sarah
S2 3 LAROCQUE Jocelyne	S3 14 FAST Renata +A	
S5 26 CLARK Emily	S6 40 TURNBULL Blayre	S4 7 STACEY Laura
17 SHELTON Ella	2 JAQUES Sophie	
27 MALTAIS Emma	20 NURSE Sarah	19 JENNER Brianna +A
42 THOMPSON Claire	23 AMBROSE Erin	
88 GOSLING Julia	43 O'NEILL Kristin	94 GARDINER Jennifer
4 TABIN Kati		
		24 SPOONER Natalie

Team: SUI - Switzerland (White)

Head Coach: MULLER Colin

S1 20 BRAENDLI Andrea		
29 MAURER Saskia		
S5 22 LEEMANN Sinja	S6 25 MULLER Alina +A	S4 7 STALDER Lara +C
S3 82 BAECHLER Alessia	S2 17 CHRISTEN Lara	
21 ENZLER Rahel	13 WEY Ivana	28 MARTI Alina
16 VALLARIO Nicole	15 MERIGUET Laure	
11 ZIMMERMANN Laura	26 HERZIG Naemi	71 LUTZ Lena Marie
18 WETLI Stefanie	9 SIGRIST Shannon	
53 SCHAEFER Vanessa	12 RUEDI Lisa	8 QUENNEC Kaleigh +A
2 BUCHI Annic		
68 BALZER Leoni		

#### Legend:

+A Alternate Captain      +C Captain      Sn Starting position



## Game Summary

Tabella riassuntiva partita / Resume du match

**CAN - SUI 2 - 1 (0 - 0 , 2 - 0 , 0 - 1)**

Spectators	Referees	Linespersons
9662	29 COOKE Kelly (USA) , 62 DOYLE Melissa (USA)	56 BUCKNER Sarah (USA) , 16 HAJKOVA Kristyna (CZE)

### Team Statistics

Period	Score	SVS	SOG	PIM	TPP	PPG	SHG
1	0 : 0	1 : 13	13 : 1	2 : 0	0:00 : 2:00	0 : 0	0 : 0
2	2 : 0	3 : 20	22 : 3	4 : 2	2:00 : 4:00	0 : 0	0 : 0
3	0 : 1	3 : 11	11 : 4	0 : 2	1:52 : 0:00	0 : 0	0 : 0
<b>Total</b>	<b>2 : 1</b>	<b>7 : 44</b>	<b>46 : 8</b>	<b>6 : 4</b>	<b>3:52 : 6:00</b>	<b>0 : 0</b>	<b>0 : 0</b>

### 1st Period

Action	Time	ET/Res	Team	Type	No.	Name	(G) Name of Assistant(s) / Action Description
GK	00:00		CAN		35	DESBIENS AR	- Goalkeeper in
GK	00:00		SUI		20	BRAENDLI A	- Goalkeeper in
Penalty	10:32	12:32	CAN	2 min.	27	MALTAIS E	- Illegal Hit

### 2nd Period

Action	Time	ET/Res	Team	Type	No.	Name	(G) Name of Assistant(s) / Action Description
<b>Goal</b>	<b>21:49</b>	<b>1 : 0</b>	<b>CAN</b>	<b>EQ</b>	<b>29</b>	<b>POULIN MP</b>	(2) 2 JAKUES S On Ice 95 WATTS D SUI 20 9 11 18 26 71
<b>Goal</b>	<b>28:21</b>	<b>2 : 0</b>	<b>CAN</b>	<b>EQ</b>	<b>29</b>	<b>POULIN MP</b>	(3) 95 WATTS D On Ice 17 SHELTON E SUI 20 9 11 18 26 71
Penalty	32:19	34:19	CAN	2 min.	29	POULIN MP	- Boarding
Penalty	34:20	36:20	CAN	2 min.	40	TURNBULL B	- Hooking
Penalty	37:29	39:29	SUI	2 min.	8	QUENNEC K	- Roughing

### 3rd Period

Action	Time	ET/Res	Team	Type	No.	Name	(G) Name of Assistant(s) / Action Description
<b>Goal</b>	<b>44:53</b>	<b>2 : 1</b>	<b>SUI</b>	<b>EQ</b>	<b>21</b>	<b>ENZLER R</b>	(1) 25 MULLER A On Ice CAN 35 10 14 40 42 95 SUI 20 7 17 21 25 82
GK	57:58		SUI				20 BRAENDLI A - Goalkeeper out
Penalty	58:08	60:00	SUI	2 min.	13	WEY I	- Illegal Hit
GK	58:08		SUI		20	BRAENDLI A	- Goalkeeper in
GK	58:52		SUI				20 BRAENDLI A - Goalkeeper out
GK	60:00		CAN				35 DESBIENS AR - Goalkeeper out

### Goalkeeper Records

Team : CAN - Canada

No.	Name	SOG	SVS	MIP
35	DESBIENS Ann-Renee	8	7	60:00
38	MASCHMEYER Emerance			

Team : SUI - Switzerland

No.	Name	SOG	SVS	MIP
20	BRAENDLI Andrea	46	44	58:42
29	MAURER Saskia			

### Game Statistics

Team : CAN (Red)										Shots on Goal					Time on Ice									
No.	Pos.	Name	G	A	P	PIM	FO+	FO-	FO+/-	FO%	1	2	3	OT	TS	+/-	1	2	3	OT	TOT	SHF	AVG	
3	D	LAROCQUE Jocelyne	0	0	0	0	0	0	0	0.00	1	0	0			1	0	6:39	1:10	6:00		13:49	21	0:39
10	F	FILLIER Sarah	0	0	0	0	3	0	3	100.00	0	2	2			4	+1	5:35	6:19	8:07		20:01	23	0:52
14	D	FAST Renata +A	0	0	0	0	0	0	0	0.00	1	1	0			2	0	7:02	9:14	7:56		24:12	32	0:45
29	F	POULIN Marie-Philip +C	2	0	2	2	11	5	6	68.75	0	5	2			7	+2	5:59	5:31	6:28		17:58	24	0:44
95	F	WATTS Daryl	0	2	2	0	0	0	0	0.00	1	3	1			5	+1	5:47	5:36	6:21		17:44	23	0:46
2	D	JAKUES Sophie	0	1	1	0	0	0	0	0.00	2	0	0			2	+1	5:26	7:16	5:14		17:56	28	0:38
7	F	STACEY Laura	0	0	0	0	0	0	0	0.00	2	0	2			4	0	4:34	5:52	4:57		15:23	26	0:35
17	D	SHELTON Ella	0	1	1	0	0	0	0	0.00	1	3	2			6	+1	7:10	7:10	7:45		22:05	34	0:38
26	F	CLARK Emily	0	0	0	0	0	0	0	0.00	3	0	1			4	0	5:06	5:34	6:58		17:38	26	0:40
40	F	TURNBULL Blayne	0	0	0	2	8	7	1	53.33	1	1	0			2	-1	5:06	5:53	6:37		17:36	27	0:39



Head Coach : RYAN Troy										Shots on Goal				Time on Ice									
No.	Pos.	Name	G	A	P	PIM	FO+	FO-	FO+/-	FO%	1	2	3	OT	TS	+/-	1	2	3	OT	TOT	SHF	AVG
19	F	JENNER Brianne +A	0	0	0	0	0	1	-1	0.00	1	1	0		2	0	5:29	3:44	5:08		14:21	20	0:43
20	F	NURSE Sarah	0	0	0	0	3	3	0	50.00	0	0	0		0	0	4:52	3:42	4:36		13:10	17	0:46
23	D	AMBROSE Erin	0	0	0	0	0	0	0	0.00	0	1	1		2	+1	5:56	8:06	6:28		20:30	34	0:36
27	F	MALTAIS Emma	0	0	0	2	0	0	0	0.00	0	1	0		1	0	4:45	3:42	4:04		12:31	17	0:44
42	D	THOMPSON Claire	0	0	0	0	0	0	0	0.00	0	2	0		2	-1	5:19	5:55	6:05		17:19	29	0:35
4	D	TABIN Kati	0	0	0	0	0	0	0	0.00	0	0	0		0	0	2:45	0:00	0:00		2:45	4	0:41
43	F	O'NEILL Kristin	0	0	0	0	6	1	5	85.71	0	0	0		0	0	4:02	4:30	1:44		10:16	15	0:41
88	F	GOSLING Julia	0	0	0	0	0	0	0	0.00	0	1	0		1	0	3:21	3:10	2:29		9:00	11	0:49
94	F	GARDINER Jennifer	0	0	0	0	0	0	0	0.00	0	0	0		0	0	3:19	0:00	1:51		5:10	8	0:38
24	F	SPOONER Natalie	0	0	0	0	0	0	0	0.00	0	1	0		1	0	0:00	3:34	1:12		4:46	4	1:11
35	GK	DESBIENS Ann-Renee	0	0	0	0					0	0	0		0								
38	GK	MASCHMEYER Emerance	0	0	0	0					0	0	0		0								
<b>Total</b>			<b>2</b>	<b>4</b>	<b>6</b>	<b>6</b>	<b>31</b>	<b>17</b>	<b>14</b>	<b>64.58</b>	<b>13</b>	<b>22</b>	<b>11</b>		<b>46</b>								

Team : SUI (White)																							
Head Coach : MULLER Colin										Shots on Goal				Time on Ice									
No.	Pos.	Name	G	A	P	PIM	FO+	FO-	FO+/-	FO%	1	2	3	OT	TS	+/-	1	2	3	OT	TOT	SHF	AVG
7	F	STALDER Lara +C	0	0	0	0	0	0	0	0.00	0	0	0		0	+1	8:09	7:15	7:35		22:59	30	0:45
17	D	CHRISTEN Lara	0	0	0	0	0	1	-1	0.00	1	0	0		1	+1	7:53	6:37	8:27		22:57	33	0:41
22	F	LEEMANN Sinja	0	0	0	0	0	0	0	0.00	0	0	0		0	0	5:59	5:07	6:37		17:43	28	0:37
25	F	MULLER Alina +A	0	1	1	0	15	13	2	53.57	0	0	1		1	+1	7:08	8:34	7:37		23:19	31	0:45
82	D	BAECHLER Alessia	0	0	0	0	0	0	0	0.00	0	1	1		2	+1	5:36	6:41	8:11		20:28	29	0:42
13	F	WEY Ivana	0	0	0	2	0	7	-7	0.00	0	0	0		0	0	6:23	6:17	6:42		19:22	28	0:41
15	D	MERIGUET Laure	0	0	0	0	0	0	0	0.00	0	0	0		0	0	6:27	6:23	5:28		18:18	24	0:45
16	D	VALLARIO Nicole	0	0	0	0	0	0	0	0.00	0	0	0		0	0	7:49	7:44	8:36		24:09	29	0:49
21	F	ENZLER Rahel	1	0	1	0	0	0	0	0.00	0	0	1		1	+1	4:35	6:14	5:26		16:15	24	0:40
28	F	MARTI Alina	0	0	0	0	1	2	-1	33.33	0	0	0		0	0	6:09	6:17	6:18		18:44	27	0:41
9	D	SIGRIST Shannon	0	0	0	0	0	0	0	0.00	0	0	0		0	-2	5:35	3:33	4:27		13:35	23	0:35
11	F	ZIMMERMANN Laura	0	0	0	0	0	0	0	0.00	0	0	0		0	-2	5:22	5:06	5:24		15:52	26	0:36
18	D	WETLI Stefanie	0	0	0	0	0	0	0	0.00	0	0	1		1	-2	3:57	4:58	4:51		13:46	26	0:31
26	F	HERZIG Naemi	0	0	0	0	1	4	-3	20.00	0	0	0		0	-2	3:51	2:30	3:14		9:35	19	0:30
71	F	LUTZ Lena Marie	0	0	0	0	0	0	0	0.00	0	1	0		1	-2	5:22	5:22	5:36		16:20	25	0:39
2	D	BUCHI Annic	0	0	0	0	0	0	0	0.00	0	0	0		0	0	0:55	0:00	0:00		0:55	1	0:55
8	F	QUENNEC Kaleigh +A	0	0	0	2	0	0	0	0.00	0	1	0		1	0	1:26	3:13	0:00		4:39	8	0:34
12	F	RUEDI Lisa	0	0	0	0	0	4	-4	0.00	0	0	0		0	0	2:19	3:01	1:46		7:06	12	0:35
53	F	SCHAEFER Vanessa	0	0	0	0	0	0	0	0.00	0	0	0		0	0	4:21	3:06	1:39		9:06	12	0:45
68	F	BALZER Leoni	0	0	0	0	0	0	0	0.00	0	0	0		0	0	0:44	0:00	1:31		2:15	4	0:33
20	GK	BRAENDLI Andrea	0	0	0	0					0	0	0		0								
29	GK	MAURER Saskia	0	0	0	0					0	0	0		0								
<b>Total</b>			<b>1</b>	<b>1</b>	<b>2</b>	<b>4</b>	<b>17</b>	<b>31</b>	<b>-14</b>	<b>35.42</b>	<b>1</b>	<b>3</b>	<b>4</b>		<b>8</b>								

Legend:							
<b>(G)</b>	Goals in tournament	<b>+/-</b>	Plus/minus net	<b>+A</b>	Alternate Captain	<b>+C</b>	Captain
<b>A</b>	Assists	<b>AVG</b>	Average time on ice / shift	<b>D</b>	Defender	<b>EQ</b>	Equal strength
<b>ET/Res</b>	Penalty end time/Result of game	<b>F</b>	Forward	<b>FO%</b>	% Face-offs won	<b>FO+</b>	Face-offs won
<b>FO-</b>	Face-offs lost	<b>FO+/-</b>	Face-offs net	<b>G</b>	Goals	<b>GK</b>	Goalkeeper
<b>MIP</b>	Minutes in play (GK)	<b>No.</b>	Jersey number	<b>OT</b>	Overtime	<b>P</b>	Points
<b>PIM</b>	Penalties in minutes	<b>Pos.</b>	Position	<b>PPG</b>	Power play goals	<b>SHF</b>	Number of shifts
<b>SHG</b>	Shorthanded goals	<b>SOG</b>	Shots on goal	<b>SVS</b>	Saves	<b>TOT</b>	Total
<b>TPP</b>	Time on power play	<b>TS</b>	Total shots				



Shot Chart

Tabella azioni di tiro / Analyse des tirs

CAN - SUI

Shots by CAN  
Goal (o): 0  
Block (<): 8  
Save (+): 13  
Miss (-): 6



GK 20 of SUI



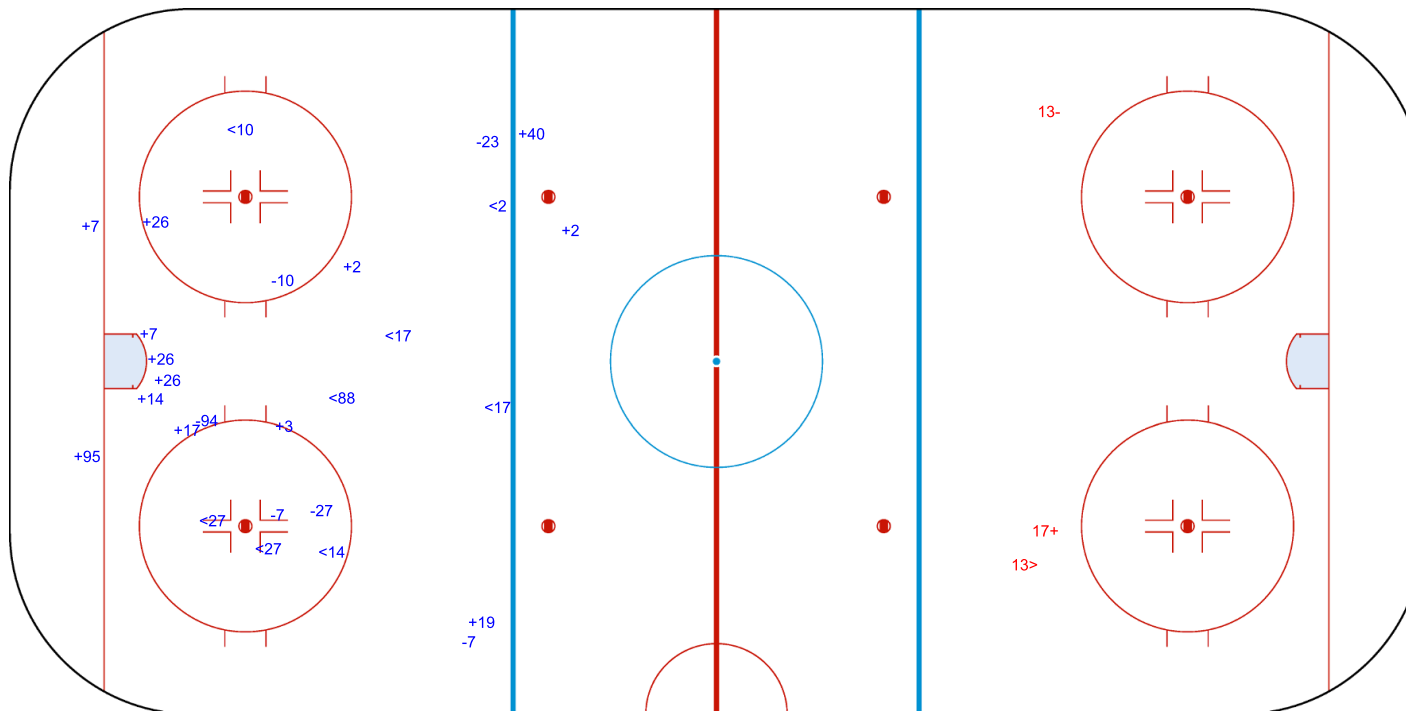
1st Period



Shots by SUI  
Goal (o): 0  
Block (>): 1  
Save (+): 1  
Miss (-): 1



GK 35 of CAN



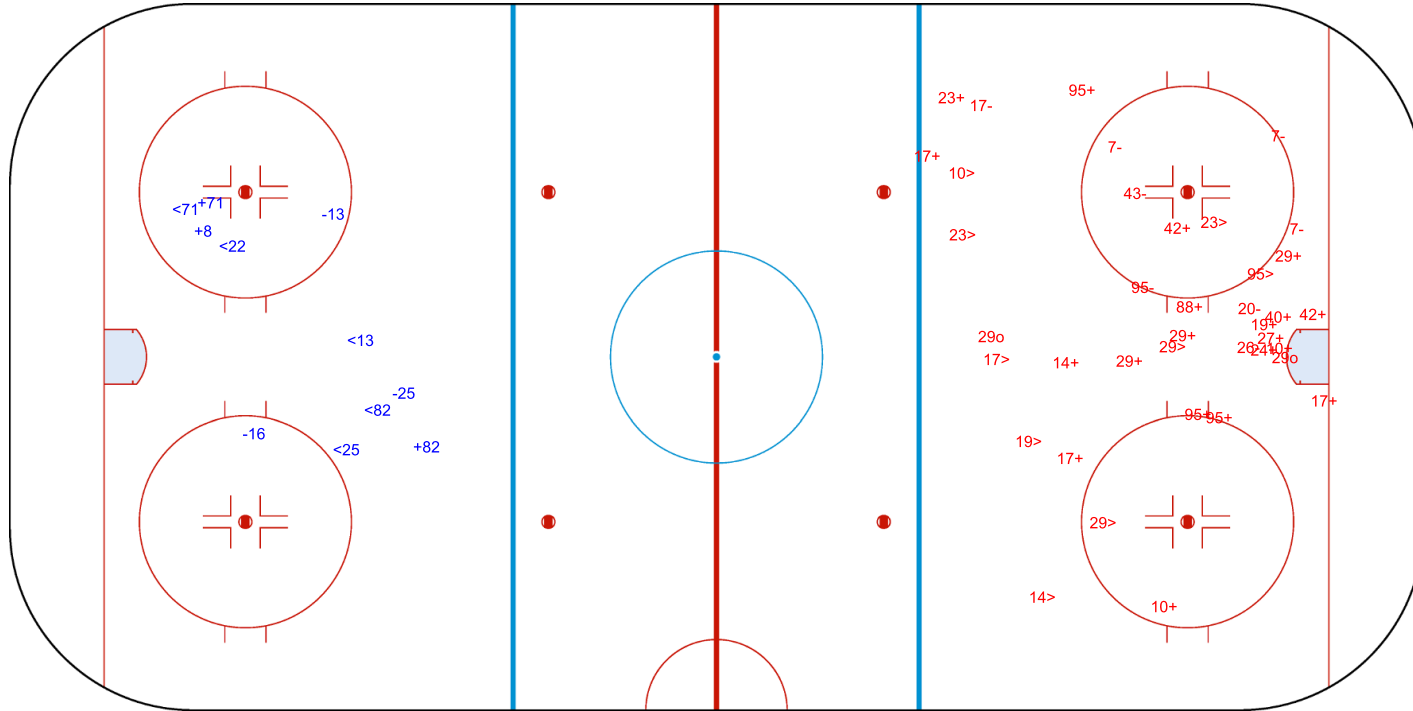


Shots by SUI  
Goal (o): 0  
Block (<): 5  
Save (+): 3  
Miss (-): 3




GK 35 of CAN

CAN → 2nd Period ← SUI



Shots by CAN  
Goal (o): 2  
Block (>): 9  
Save (+): 20  
Miss (-): 8



GK 20 of SUI



Shots by CAN

Goal (o): 0      Save (+): 11  
Block (<): 5      Miss (-): 1



GK 20 of SUI




3rd Period

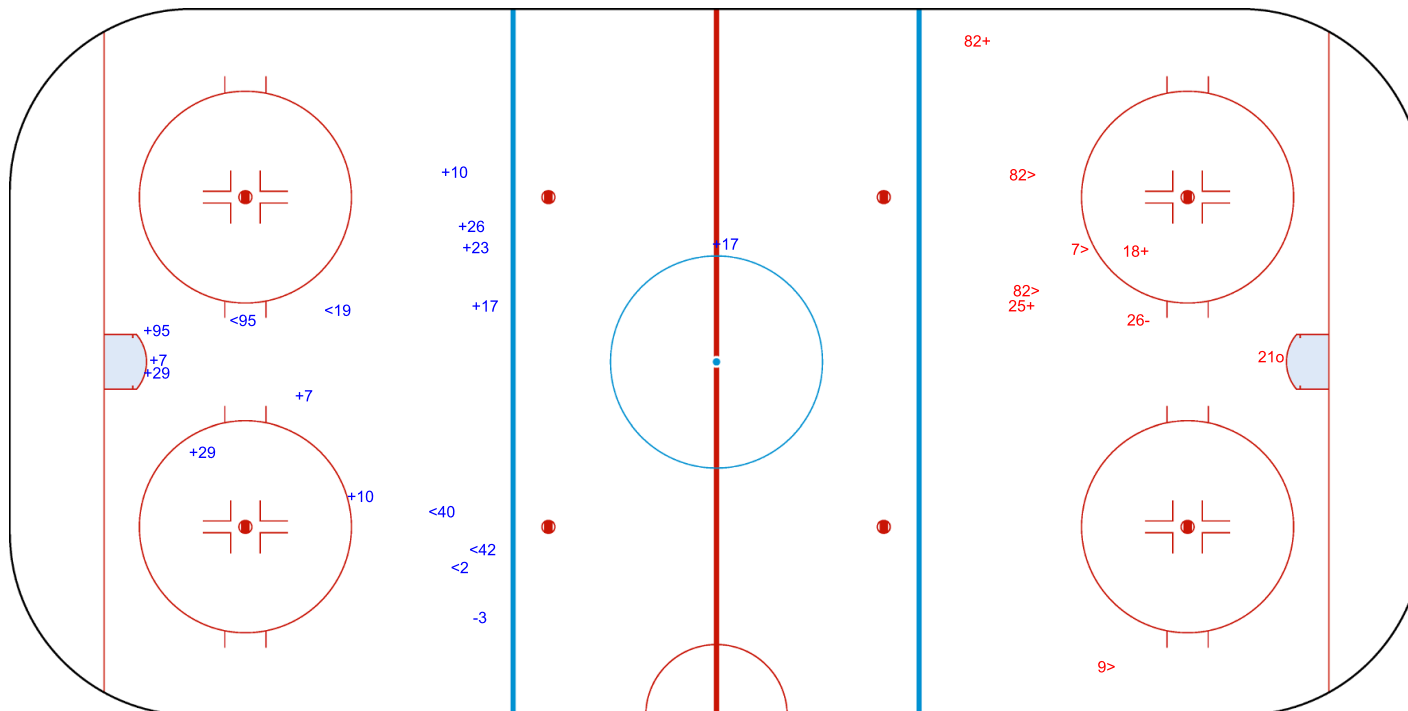


Shots by SUI

Goal (o): 1      Save (+): 3  
Block (>): 4      Miss (-): 1



GK 35 of CAN



Legend: GK Goalkeeper



### Face-off Chart

Tabella ingaggi / Statistiques des mises en jeu

#### CAN - SUI

#### 1st PERIOD

	CAN		SUI		CAN		SUI		Total wins all zones
	Def. zone	Att. zone	Neutral zone	Neutral zone	Att. zone	Def. zone	Def. zone	Att. zone	
	+ 43	- 25	+ 40	- 25	+ 29	- 12			
	+ 20	- 25	+ 20	- 26	- 20	+ 25			
			+ 29	- 25	+ 40	- 13			
			+ 40	- 13	+ 40	- 28			
			- 40	+ 25	+ 43	- 25			
			+ 29	- 13					
			- 40	+ 28					
Total wins / period	2 / 100%	0 / 0%	5 / 71%	2 / 29%	4 / 80%	1 / 20%	11 / 79%	3 / 21%	

#### 2nd PERIOD

	CAN		SUI		CAN		SUI		Total wins all zones
	Def. zone	Att. zone	Neutral zone	Neutral zone	Att. zone	Def. zone	Def. zone	Att. zone	
	+ 20	- 25	- 40	+ 25	+ 29	- 26			
	+ 43	- 25	+ 40	- 17	+ 43	- 13			
	- 20	+ 25	+ 40	- 25	+ 43	- 13			
			+ 40	- 12	+ 10	- 12			
					+ 29	- 13			
					- 40	+ 25			
					- 20	+ 25			
					+ 29	- 26			
					+ 29	- 26			
					+ 29	- 13			
					- 29	+ 25			
					+ 10	- 25			
					- 40	+ 25			
Total wins / period	2 / 67%	1 / 33%	3 / 75%	1 / 25%	9 / 69%	4 / 31%	14 / 70%	6 / 30%	

#### 3rd PERIOD

	CAN		SUI		CAN		SUI		Total wins all zones
	Def. zone	Att. zone	Neutral zone	Neutral zone	Att. zone	Def. zone	Def. zone	Att. zone	
	- 43	+ 25	- 40	+ 25	- 19	+ 25			
	+ 43	- 12	+ 40	- 28	+ 10	- 25			
	- 29	+ 25	- 29	+ 26	+ 29	- 25			
	- 40	+ 25	- 29	+ 25	+ 29	- 25			
					- 29	+ 25			
					+ 29	- 25			
Total wins / period	1 / 25%	3 / 75%	1 / 25%	3 / 75%	4 / 67%	2 / 33%	6 / 43%	8 / 57%	



TOTAL

Total wins / game	CAN		SUI		Neutral zone		Att. zone		Def. zone		Total wins all zones	
	Def. zone	Att. zone	CAN	SUI			Att. zone	Def. zone	CAN	SUI		
	5 / 56%	4 / 44%	9 / 60%	6 / 40%			17 / 71%	7 / 29%	31 / 65%	17 / 35%		

HEAD TO HEAD

No.	SUI						Tot.	wins CAN	Dz	Nz	Az
	12	13	17	25	26	28					
10	1 - 0			2 - 0			3 100%				3 100%
19				0 - 1			1 0%				0 0%
20				2 - 3	1 - 0		6 50%	2 67%	1 100%		0 0%
29	1 - 0	3 - 0		4 - 4	3 - 1		16 69%	0 0%	2 50%		9 82%
40	1 - 0	2 - 0	1 - 0	2 - 6		2 - 1	15 53%	0 0%	6 60%		2 50%
43	1 - 0	2 - 0		3 - 1			7 86%	3 75%			3 100%
<b>Tot.</b>	4	7	1	28	5	3	48 65%	5 56%	9 60%		17 71%
<b>wins SUI</b>	0 0%	0 0%	0 0%	15 54%	1 20%	1 33%	17 35%				
<b>Dz</b>	0 0%	0 0%		7 54%	0 0%	0 0%	7 29%				
<b>Nz</b>	0 0%	0 0%	0 0%	4 57%	1 50%	1 50%	6 40%				
<b>Az</b>	0 0%			4 50%			4 44%				

<b>Legend:</b>	<b>Att.</b> Attacking	<b>Az</b> Attacking zone	<b>Def.</b> Defending	<b>Dz</b> Defending zone
<b>No.</b> Jersey number	<b>Nz</b> Neutral zone	<b>Tot.</b> Total face-offs played		



## Line-Ups

Formazioni / Composition des equipes

### SUI - SWE

#### Referees

15 MANTHA Elizabeth (CAN), 11 NURMI Anniina (FIN)

#### Goalkeepers

Team: SUI

##### No. Name

20 BRAENDLI Andrea  
29 MAURER Saskia

#### Team Line-ups

Team: SUI (White)

##### No. Pos. Name

17	D	CHRISTEN Lara
82	D	BAECHLER Alessia
7	F	STALDER Lara +C
21	F	ENZLER Rahel
25	F	MULLER Alina +A
15	D	MERIGUET Laure
16	D	VALLARIO Nicole
13	F	WEY Ivana
22	F	LEEMANN Sinja
28	F	MARTI Alina
9	D	SIGRIST Shannon
18	D	WETLI Stefanie
11	F	ZIMMERMANN Laura
26	F	HERZIG Naemi
71	F	LUTZ Lena Marie
2	D	BUCHI Annic
8	F	QUENNEC Kaleigh +A
12	F	RUEDI Lisa
53	F	SCHAEFER Vanessa
68	F	BALZER Leoni

Head Coach: MULLER Colin

#### NOT DRESSED:

70 GK WAGNER Monja

#### Linespersons

7 CLARKE Alexandra (CAN), 50 TODD Justine (CAN)

Team: SWE

##### No. Name

1 SVENSSON TRAFF Ebba  
30 SODERBERG Emma

Team: SWE (Blue)

##### No. Pos. Name

7	D	JUNGAKER Mira
12	D	NYLEN PERSSON Maja
8	F	SVENSSON Hilda
23	F	JOHANSSON Thea
26	F	OLSSON Hanna +A
55	D	RAUNIO Jenna
71	D	KJELLBIN Anna +C
15	F	JOHANSSON Lisa
19	F	HJALMARSSON Sara +A
22	F	THUVIK Hanna
9	D	ADOLFSSON Jessica
14	D	KARLSSON Ida
11	F	BOUVENG Josefin
17	F	LUNDIN Sofie
34	F	HALLIN Mira
4	D	ANDERSSON Linnea
24	F	HEDQVIST Ebba
25	F	LJUNGBLOM Lina
89	F	HALL Nicole
29	F	WIKNER ZIENKIEWICZ Felizia

Head Coach: LUNDBERG Ulf

#### NOT DRESSED:

35 GK HOLM Tindra

#### Legend:

<b>+A</b>	Alternate Captain	<b>+C</b>	Captain	<b>D</b>	Defender	<b>F</b>	Forward
<b>No.</b>	Jersey number	<b>Pos.</b>	Position				



## Graphical Line-ups

Schema grafico formazioni / Alignments

### SUI - SWE

**Referees**

15 MANTHA Elizabeth (CAN), 11 NURMI Anniina (FIN)

**Linespersons**

7 CLARKE Alexandra (CAN), 50 TODD Justine (CAN)

**Team:** SUI - Switzerland (White)

**Head Coach:** MULLER Colin

S1 20 BRAENDLI Andrea		
29 MAURER Saskia		
S5 21 ENZLER Rahel	S6 25 MULLER Alina +A	S4 7 STALDER Lara +C
S3 82 BAECHLER Alessia	S2 17 CHRISTEN Lara	
22 LEEMANN Sinja	13 WEY Ivana	28 MARTI Alina
16 VALLARIO Nicole		15 MERIGUET Laure
71 LUTZ Lena Marie	26 HERZIG Naemi	11 ZIMMERMANN Laura
18 WETLI Stefanie		9 SIGRIST Shannon
53 SCHAEFER Vanessa	12 RUEDI Lisa	8 QUENNEC Kaleigh +A
2 BUCHI Annic		
68 BALZER Leoni		

**Team:** SWE - Sweden (Blue)

**Head Coach:** LUNDBERG Ulf

S1 1 SVENSSON TRAFF Ebba		
30 SODERBERG Emma		
S4 8 SVENSSON Hilda	S6 26 OLSSON Hanna +A	S5 23 JOHANSSON Thea
S2 7 JUNGAKER Mira	S3 12 NYLEN PERSSON Maja	
15 JOHANSSON Lisa	19 HJALMARSSON Sara +A	22 THUVIK Hanna
55 RAUNIO Jenna		71 KJELLBIN Anna +C
34 HALLIN Mira	17 LUNDIN Sofie	11 BOUVENG Josefin
9 ADOLFSSON Jessica		14 KARLSSON Ida
24 HEDQVIST Ebba	25 LJUNGBLOM Lina	89 HALL Nicole
4 ANDERSSON Linnea		
29 WIKNER ZIENKIEWICZ Felizia		

**Legend:**

+A Alternate Captain

+C Captain

Sn

Starting position



## Game Summary

Tabella riassuntiva partita / Resume du match

**SUI - SWE 2 - 1 (0 - 0 , 1 - 1 , 0 - 0 , 1 - 0)**

Spectators	Referees	Linespersons
8243	15 MANTHA Elizabeth (CAN) , 11 NURMI Anniina (FIN)	7 CLARKE Alexandra (CAN) , 50 TODD Justine (CAN)

### Team Statistics

Period	Score	SVS	SOG	PIM	TPP	PPG	SHG
1	0 : 0	8 : 5	5 : 8	0 : 2	2:00 : 0:00	0 : 0	0 : 0
2	1 : 1	9 : 6	7 : 10	0 : 0	0:00 : 0:00	0 : 0	0 : 0
3	0 : 0	13 : 6	6 : 13	2 : 2	2:00 : 2:00	0 : 0	0 : 0
OT	1 : 0	2 : 6	7 : 2	0 : 0	0:00 : 0:00	0 : 0	0 : 0
<b>Total</b>	<b>2 : 1</b>	<b>32 : 23</b>	<b>25 : 33</b>	<b>2 : 4</b>	<b>4:00 : 2:00</b>	<b>0 : 0</b>	<b>0 : 0</b>

### 1st Period

Action	Time	ET/Res	Team	Type	No.	Name	(G)	Name of Assistant(s) / Action Description
GK	00:00		SWE		1	SVENSSON TRAFF E		- Goalkeeper in
GK	00:00		SUI		20	BRAENDLI A		- Goalkeeper in
Penalty	15:49	17:49	SWE	2 min.	71	KJELLBIN A		- Cross-Checking

### 2nd Period

Action	Time	ET/Res	Team	Type	No.	Name	(G)	Name of Assistant(s) / Action Description
Penalty	26:21		SWE	PS	23	JOHANSSON T		- Hooking
PS miss	26:21		SUI	PS	13	WEY I		
<b>Goal</b>	<b>31:40</b>	<b>0 : 1</b>	<b>SWE</b>	<b>EQ</b>	<b>7</b>	<b>JUNGAKER M</b>	(2)	8 SVENSSON H On Ice SUI 20 9 13 16 22 28 23 JOHANSSON T SWE 1 7 8 12 23 26
<b>Goal</b>	<b>35:40</b>	<b>1 : 1</b>	<b>SUI</b>	<b>EQ</b>	<b>22</b>	<b>LEEMANN S</b>	(1)	28 MARTI A On Ice SUI 20 13 15 16 22 28 SWE 1 7 8 12 23 26

### 3rd Period

Action	Time	ET/Res	Team	Type	No.	Name	(G)	Name of Assistant(s) / Action Description
Penalty	48:21	50:21	SWE	2 min.	71	KJELLBIN A		- Interference
Penalty	57:33	59:33	SUI	2 min.	71	LUTZ LM		- Cross-Checking
Time-out	57:33		SWE					
Time-out	59:40		SUI					

### Overtime

Action	Time	ET/Res	Team	Type	No.	Name	(G)	Name of Assistant(s) / Action Description
<b>Goal</b>	<b>69:09</b>	<b>2 : 1</b>	<b>SUI</b>	<b>EQ</b>	<b>25</b>	<b>MULLER A</b>	(4)	13 WEY I On Ice SUI 20 13 17 25 17 CHRISTEN L SWE 1 12 15 19
GK	69:09		SUI					20 BRAENDLI A - Goalkeeper out
GK	69:09		SWE					1 SVENSSON TRAFF E - Goalkeeper out

### Goalkeeper Records

Team : SUI - Switzerland

No.	Name	SOG	SVS	MIP
20	BRAENDLI Andrea	33	32	69:09
29	MAURER Saskia			

Team : SWE - Sweden

No.	Name	SOG	SVS	MIP
1	SVENSSON TRAFF Ebba	25	23	69:09
30	SODERBERG Emma			

### Game Statistics

Team : SUI (White)										Shots on Goal					Time on Ice								
No.	Pos.	Name	G	A	P	PIM	FO+	FO-	FO+/-	FO%	1	2	3	OT	TS	+/-	1	2	3	OT	TOT	SHF	AVG
7	F	STALDER Lara +C	0	0	0	0	0	0	0	0.00	0	1	2	0	3	0	6:15	7:36	7:48	2:55	24:34	36	0:40
17	D	CHRISTEN Lara	0	1	1	0	0	0	0	0.00	1	0	0	1	2	+1	9:13	9:48	7:44	3:34	30:19	40	0:45
21	F	ENZLER Rahel	0	0	0	0	0	0	0	0.00	1	0	1	0	2	0	6:32	6:25	7:24	0:00	20:21	30	0:40
25	F	MULLER Alina +A	1	0	1	0	11	13	-2	45.83	1	0	0	4	5	+1	6:47	7:21	8:03	3:42	25:53	38	0:40
82	D	BAECHLER Alessia	0	0	0	0	0	0	0	0.00	0	0	0	0	0	0	8:52	8:59	8:18	2:59	29:08	38	0:46



Head Coach : MULLER Colin										Shots on Goal					Time on Ice								
No.	Pos.	Name	G	A	P	PIM	FO+	FO-	FO+/-	FO%	1	2	3	OT	TS	+/-	1	2	3	OT	TOT	SHF	AVG
13	F	WEY Ivana	0	1	1	0	6	8	-2	42.86	1	2	0	0	3	+1	6:00	5:26	6:51	4:15	22:32	32	0:42
15	D	MERIGUET Laure	0	0	0	0	0	0	0	0.00	0	0	0	0	0	+1	4:54	4:02	5:48	0:00	14:44	24	0:36
16	D	VALLARIO Nicole	0	0	0	0	0	0	0	0.00	0	0	1	0	1	0	7:01	6:07	6:57	2:36	22:41	36	0:37
22	F	LEEMANN Sinja	1	0	1	0	0	0	0	0.00	0	1	1	0	2	0	4:48	6:10	4:39	2:40	18:17	31	0:35
28	F	MARTI Alina	0	1	1	0	0	1	-1	0.00	0	0	0	0	0	0	4:46	6:15	5:27	2:11	18:39	29	0:38
9	D	SIGRIST Shannon	0	0	0	0	0	0	0	0.00	0	0	0	0	0	-1	3:33	6:09	4:28	0:00	14:10	25	0:34
11	F	ZIMMERMANN Laura	0	0	0	0	0	0	0	0.00	0	0	0	2	2	0	4:03	5:18	3:54	1:37	14:52	26	0:34
18	D	WETLI Stefanie	0	0	0	0	0	0	0	0.00	0	0	0	0	0	0	4:22	4:51	4:49	0:00	14:02	29	0:29
26	F	HERZIG Naemi	0	0	0	0	3	6	-3	33.33	0	0	0	0	0	0	4:55	5:11	3:42	0:23	14:11	21	0:40
71	F	LUTZ Lena Marie	0	0	0	2	0	0	0	0.00	0	1	0	0	1	0	4:58	5:55	4:40	0:26	15:59	24	0:39
2	D	BUCHI Annic	0	0	0	0	0	0	0	0.00	0	0	0	0	0	0	0:06	0:00	0:00	0:00	0:06	1	0:06
8	F	QUENNEC Kaleigh +A	0	0	0	0	0	0	0	0.00	0	0	0	0	0	0	2:09	0:00	0:00	0:00	2:09	3	0:43
12	F	RUEDI Lisa	0	0	0	0	3	1	2	75.00	1	0	0	0	1	0	3:13	1:18	2:13	0:00	6:44	12	0:33
53	F	SCHAEFER Vanessa	0	0	0	0	0	0	0	0.00	0	1	0	0	1	0	5:08	1:40	2:30	0:00	9:18	15	0:37
68	F	BALZER Leoni	0	0	0	0	0	0	0	0.00	0	1	1	0	2	0	2:25	1:21	2:43	0:00	6:29	11	0:35
20	GK	BRAENDLI Andrea	0	0	0	0					0	0	0	0	0								
29	GK	MAURER Saskia	0	0	0	0					0	0	0	0	0								
<b>Total</b>			<b>2</b>	<b>3</b>	<b>5</b>	<b>2</b>	<b>23</b>	<b>29</b>	<b>-6</b>	<b>44.23</b>	<b>5</b>	<b>7</b>	<b>6</b>	<b>7</b>	<b>25</b>								

Team : SWE (Blue)

Head Coach : LUNDBERG Ulf										Shots on Goal					Time on Ice								
No.	Pos.	Name	G	A	P	PIM	FO+	FO-	FO+/-	FO%	1	2	3	OT	TS	+/-	1	2	3	OT	TOT	SHF	AVG
7	D	JUNGAKER Mira	1	0	1	0	0	0	0	0.00	2	2	2	0	6	0	8:02	8:46	8:51	3:50	29:29	39	0:45
8	F	SVENSSON Hilda	0	1	1	0	0	0	0	0.00	0	1	3	1	5	0	5:29	6:48	7:14	3:07	22:38	32	0:42
12	D	NYLEN PERSSON Maja	0	0	0	0	0	0	0	0.00	0	1	1	0	2	-1	8:00	8:47	9:58	3:38	30:23	44	0:41
23	F	JOHANSSON Thea	0	1	1	0	0	0	0	0.00	4	1	0	0	5	0	5:05	5:47	8:15	2:27	21:34	32	0:40
26	F	OLSSON Hanna +A	0	0	0	0	13	8	5	61.90	0	0	1	0	1	0	6:02	8:05	8:05	2:11	24:23	34	0:43
15	F	JOHANSSON Lisa	0	0	0	0	0	0	0	0.00	0	0	3	0	3	-1	6:28	7:23	7:48	2:54	24:33	30	0:49
19	F	HJALMARSSON Sara +A	0	0	0	0	11	10	1	52.38	0	2	0	0	2	-1	6:24	6:33	9:24	3:09	25:30	35	0:43
22	F	THUVIK Hanna	0	0	0	0	0	0	0	0.00	0	0	0	0	0	0	6:21	9:45	7:37	2:24	26:07	31	0:50
55	D	RAUNIO Jenna	0	0	0	0	0	0	0	0.00	1	0	0	0	1	0	5:11	3:00	2:23	0:00	10:34	15	0:42
71	D	KJELLBIN Anna +C	0	0	0	4	0	0	0	0.00	0	1	0	0	1	0	7:02	7:33	5:12	0:00	19:47	28	0:42
9	D	ADOLFSSON Jessica	0	0	0	0	0	0	0	0.00	0	0	1	0	1	0	6:46	7:44	8:11	0:00	22:41	32	0:42
11	F	BOUVENG Josefin	0	0	0	0	0	0	0	0.00	0	0	0	0	0	0	3:54	3:28	2:05	0:00	9:27	13	0:43
14	D	KARLSSON Ida	0	0	0	0	0	0	0	0.00	0	0	0	1	1	0	5:21	4:10	4:06	1:42	15:19	25	0:36
17	F	LUNDIN Sofie	0	0	0	0	0	3	-3	0.00	0	1	1	0	2	0	4:01	5:22	3:12	2:08	14:43	22	0:40
34	F	HALLIN Mira	0	0	0	0	0	0	0	0.00	0	0	0	0	0	0	3:53	3:09	1:35	0:00	8:37	17	0:30
4	D	ANDERSSON Linnea	0	0	0	0	0	0	0	0.00	0	0	0	0	0	0	0:00	0:00	0:00	0:00	0:00	0	0:00
24	F	HEDQVIST Ebba	0	0	0	0	0	1	-1	0.00	1	0	0	0	1	0	2:41	0:00	0:00	0:00	2:41	4	0:40
25	F	LJUNGBLOM Lina	0	0	0	0	5	1	4	83.33	0	1	1	0	2	0	4:10	3:40	4:03	0:00	11:53	16	0:44
89	F	HALL Nicole	0	0	0	0	0	0	0	0.00	0	0	0	0	0	0	3:06	0:00	0:00	0:00	3:06	4	0:46
29	F	WIKNER ZIENKIEWICZ Felizia	0	0	0	0	0	0	0	0.00	0	0	0	0	0	0	0:00	0:00	0:00	0:00	0:00	0	0:00
1	GK	SVENSSON TRAFF Ebba	0	0	0	0					0	0	0	0	0								
30	GK	SODERBERG Emma	0	0	0	0					0	0	0	0	0								
<b>Total</b>			<b>1</b>	<b>2</b>	<b>3</b>	<b>4</b>	<b>29</b>	<b>23</b>	<b>6</b>	<b>55.77</b>	<b>8</b>	<b>10</b>	<b>13</b>	<b>2</b>	<b>33</b>								



Legend:							
<b>(G)</b>	Goals in tournament	<b>+/-</b>	Plus/minus net	<b>+A</b>	Alternate Captain	<b>+C</b>	Captain
<b>A</b>	Assists	<b>AVG</b>	Average time on ice / shift	<b>D</b>	Defender	<b>EQ</b>	Equal strength
<b>ET/Res</b>	Penalty end time/Result of game	<b>F</b>	Forward	<b>FO%</b>	% Face-offs won	<b>FO+</b>	Face-offs won
<b>FO-</b>	Face-offs lost	<b>FO+/-</b>	Face-offs net	<b>G</b>	Goals	<b>GK</b>	Goalkeeper
<b>MIP</b>	Minutes in play (GK)	<b>No.</b>	Jersey number	<b>OT</b>	Overtime	<b>P</b>	Points
<b>PIM</b>	Penalties in minutes	<b>Pos.</b>	Position	<b>PPG</b>	Power play goals	<b>PS</b>	Penalty shot
<b>SHF</b>	Number of shifts	<b>SHG</b>	Shorthanded goals	<b>SOG</b>	Shots on goal	<b>SVS</b>	Saves
<b>TOT</b>	Total	<b>TPP</b>	Time on power play	<b>TS</b>	Total shots		



### Shot Chart

Tabella azioni di tiro / Analyse des tirs

### SUI - SWE

Shots by SUI  
Goal (o): 0  
Block (<): 5  
Save (+): 5  
Miss (-): 6



GK 1 of SWE



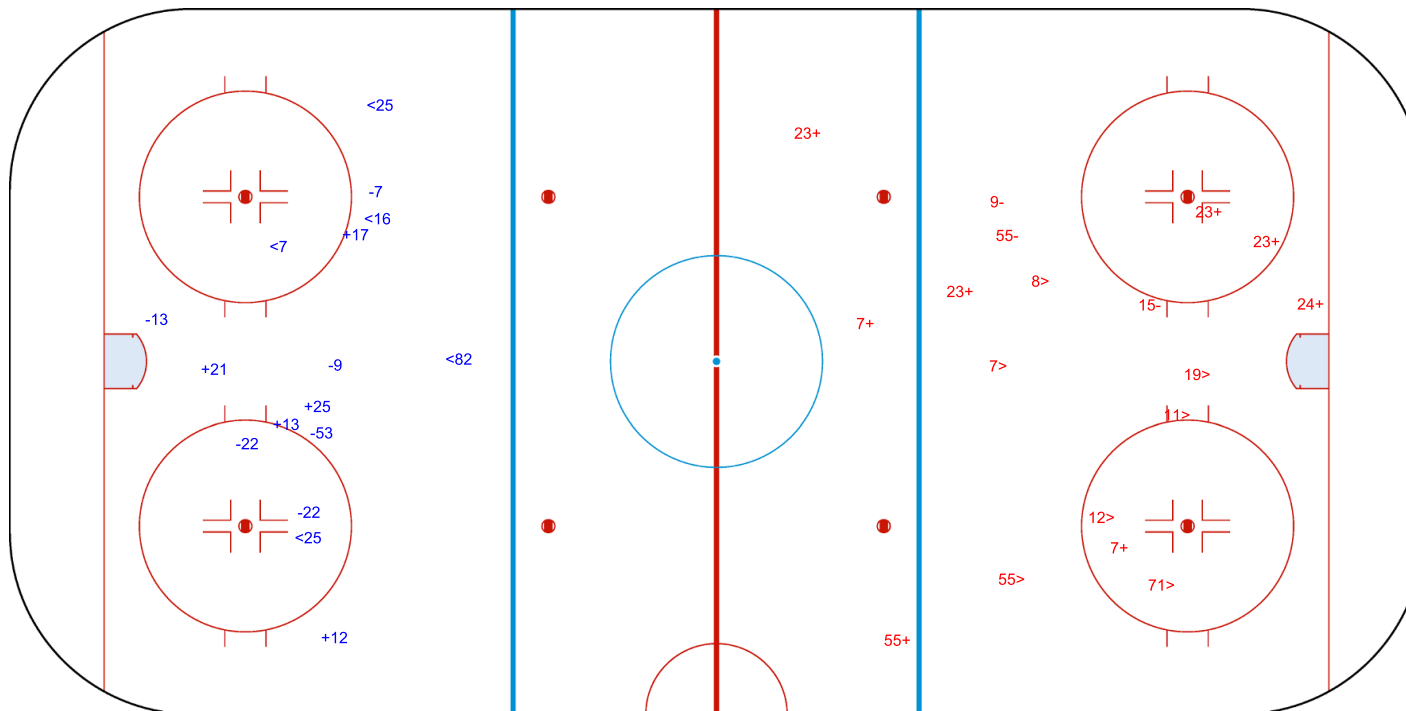
1st Period



Shots by SWE  
Goal (o): 0  
Block (>): 7  
Save (+): 8  
Miss (-): 3



GK 20 of SUI





Shots by SWE

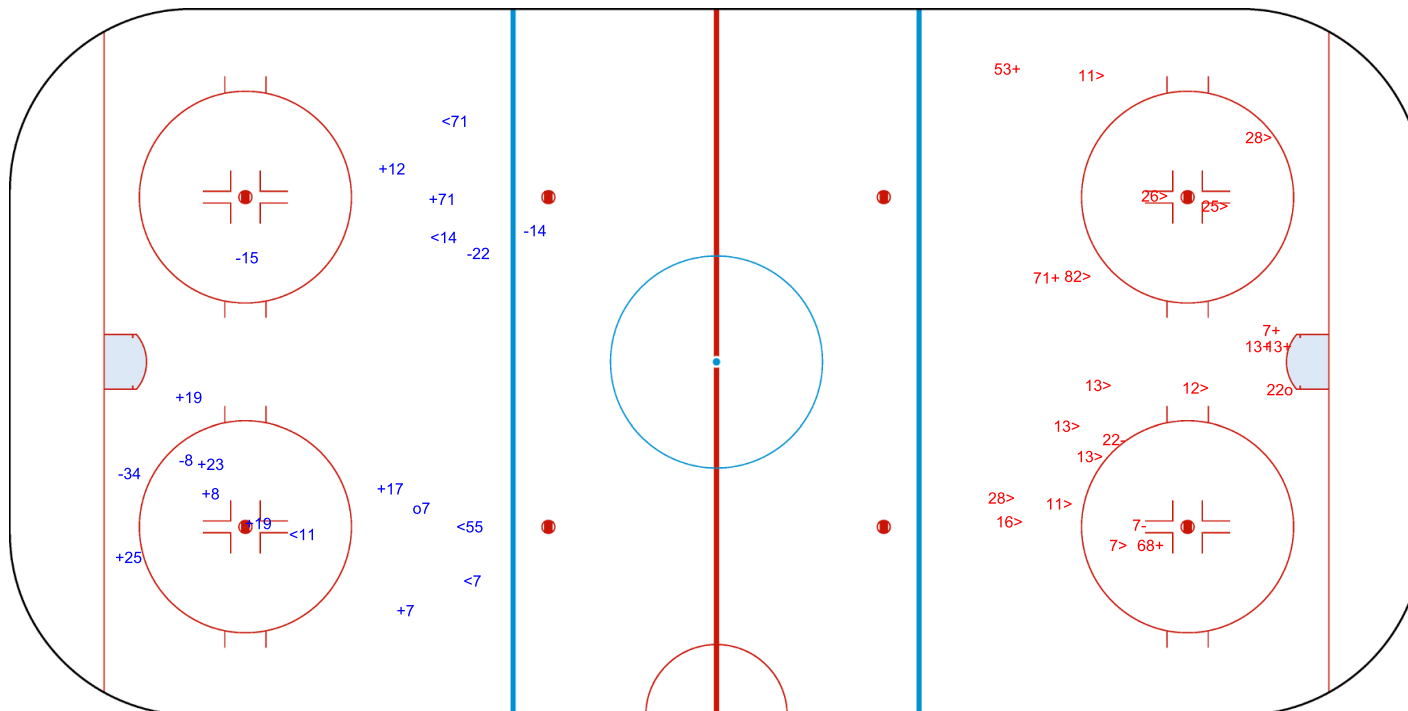
Goal (o): 1      Save (+): 9  
Block (<): 5      Miss (-): 5



GK 20 of SUI




2nd Period



Shots by SUI

Goal (o): 1      Save (+): 6  
Block (>): 13      Miss (-): 2



GK 1 of SWE



Shots by SUI  
Goal (o): 0  
Block (<): 2

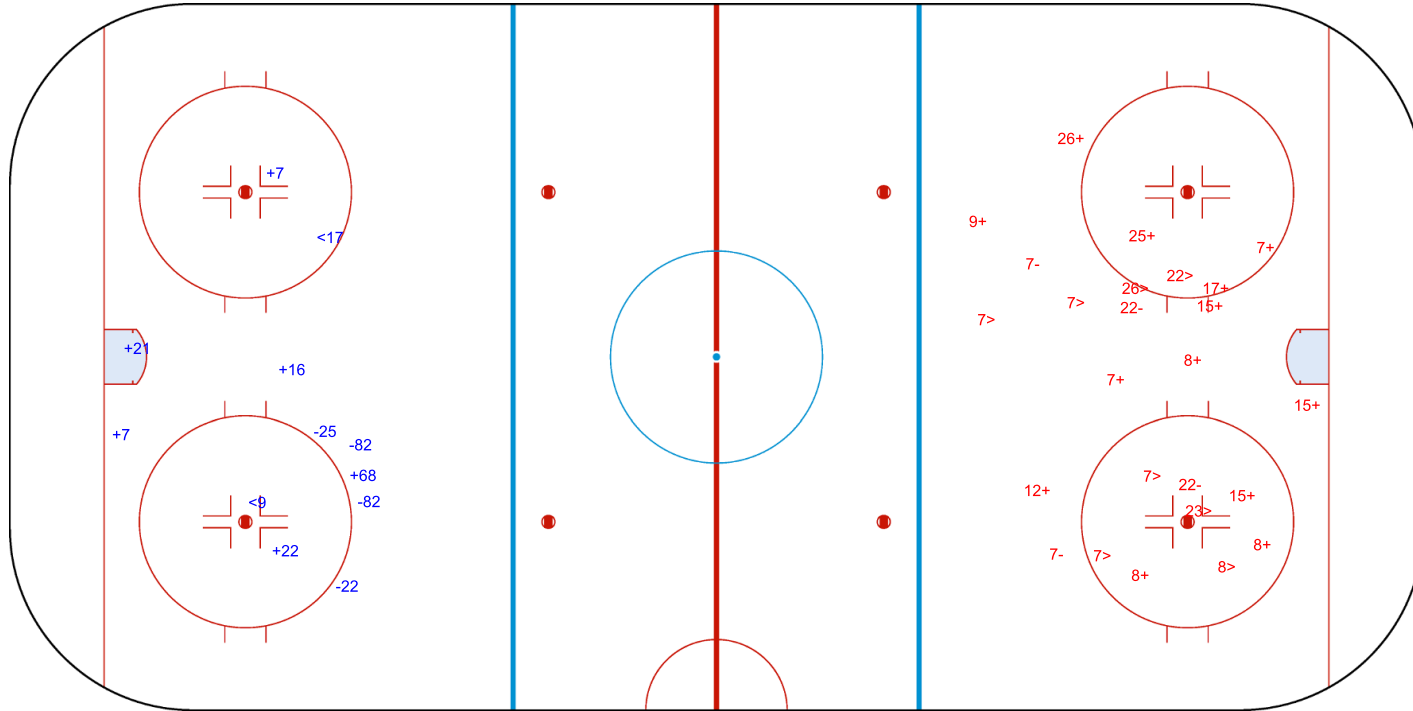
Save (+): 6  
Miss (-): 4



GK 1 of SWE



3rd Period



Shots by SWE  
Goal (o): 0  
Block (>): 8


Save (+): 13  
Miss (-): 4



GK 20 of SUI



Shots by SUI  
Goal (o): 1  
Block (<): 2  
Save (+): 6  
Miss (-): 3



GK 1 of SWE



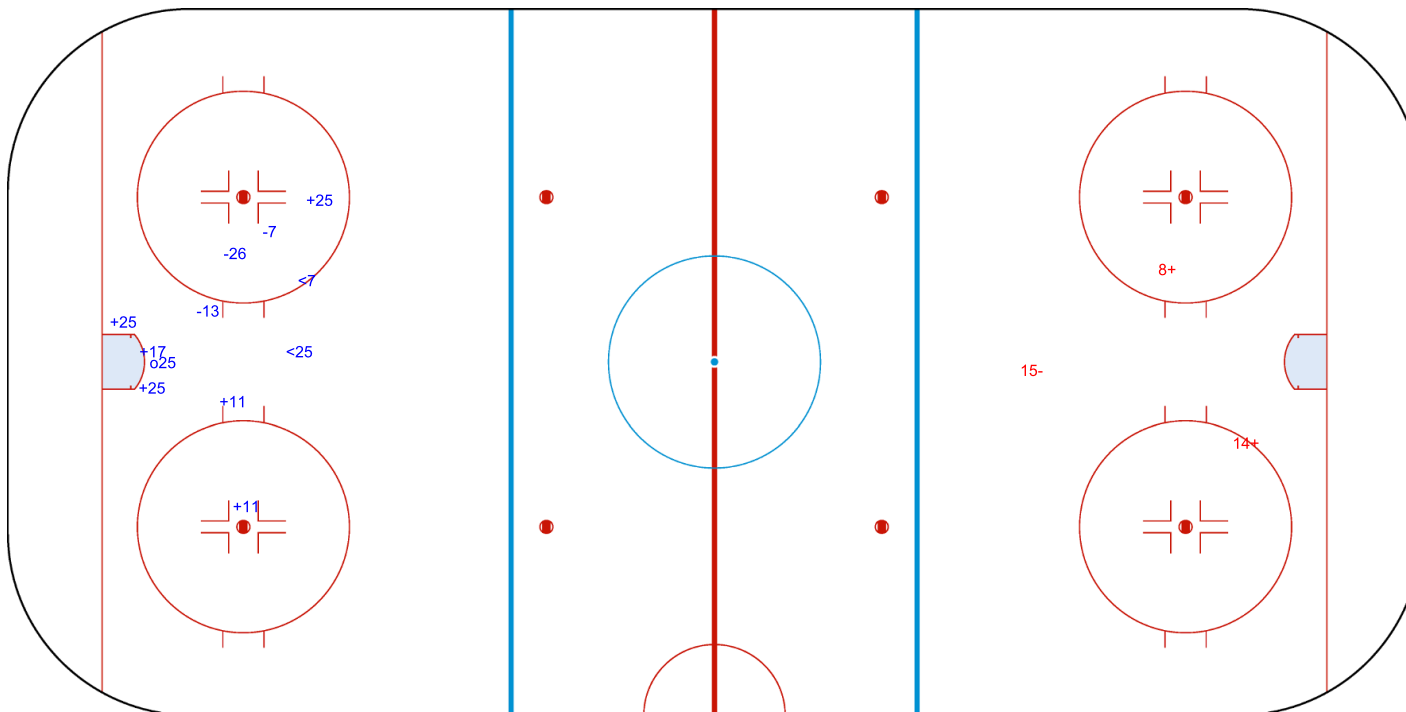
Overtime



Shots by SWE  
Goal (o): 0  
Block (>): 0  
Save (+): 2  
Miss (-): 1



GK 20 of SUI



Legend: GK Goalkeeper



### Face-off Chart

Tabella ingaggi / Statistiques des mises en jeu

#### SUI - SWE

##### 1st PERIOD

	SUI		SWE		SUI		SWE		Total wins all zones
	Def. zone	Att. zone	Neutral zone		Att. zone	Def. zone			
	- 13	+ 19	- 25	+ 26	- 25	+ 19			
	+ 13	- 26	+ 26	- 19	- 12	+ 25			
	+ 26	- 19	- 13	+ 19	- 25	+ 25			
	+ 25	- 25			+ 25	- 24			
	+ 25	- 26							
	- 26	+ 26							
Total wins / period	4 / 67%	2 / 33%	1 / 33%	2 / 67%	1 / 25%	3 / 75%	6 / 46%	7 / 54%	

##### 2nd PERIOD

	SUI		SWE		SUI		SWE		Total wins all zones
	Def. zone	Att. zone	Neutral zone		Att. zone	Def. zone			
	+ 13	- 19	- 25	+ 26	+ 13	- 26			
	- 13	+ 19	- 25	+ 26	- 25	+ 26			
	+ 25	- 19	+ 12	- 19	- 25	+ 19			
	- 13	+ 26	- 26	+ 19	+ 12	- 17			
	+ 12	- 26	+ 25	- 17	- 25	+ 19			
	- 26	+ 26	+ 26	- 17	- 26	+ 25			
	- 25	+ 19							
	+ 13	- 26							
	- 13	+ 25							
	+ 25	- 19							
Total wins / period	5 / 50%	5 / 50%	3 / 50%	3 / 50%	2 / 33%	4 / 67%	10 / 45%	12 / 55%	

##### 3rd PERIOD

	SUI		SWE		SUI		SWE		Total wins all zones
	Def. zone	Att. zone	Neutral zone		Att. zone	Def. zone			
	- 26	+ 26	- 25	+ 26	+ 25	- 19			
	- 25	+ 26	+ 13	- 26	- 28	+ 19			
	- 26	+ 26			+ 25	- 19			
	- 13	+ 19							
	- 25	+ 25							
	- 13	+ 19							
	- 13	+ 26							
	+ 25	- 26							
Total wins / period	1 / 13%	7 / 87%	1 / 50%	1 / 50%	2 / 67%	1 / 33%	4 / 31%	9 / 69%	



### OVERTIME

	SUI		SWE		SUI		SWE		Total wins all zones	
	Def. zone	Att. zone	Neutral zone		Att. zone	Def. zone			SUI	SWE
Total wins / period			- 25	+ 26	+ 13	- 19			3 / 75%	1 / 25%
					+ 25	- 26				
					+ 25	- 19				
			0 / 0%	1 / 100%	3 / 100%	0 / 0%				

### TOTAL

	SUI		SWE		SUI		SWE		Total wins all zones	
	Def. zone	Att. zone	Neutral zone		Att. zone	Def. zone			SUI	SWE
Total wins / game	10 / 42%	14 / 58%	5 / 42%	7 / 58%	8 / 50%	8 / 50%			23 / 44%	29 / 56%

### HEAD TO HEAD

No.	SWE					Tot.	wins SUI	Dz	Nz	Az	
	17	19	24	25	26						
SUI	12	1 - 0	1 - 0		0 - 1	1 - 0	4	3 75%	1 100%	1 100%	1 50%
	13		2 - 5		0 - 1	4 - 2	14	6 43%	3 30%	1 50%	2 100%
	25	1 - 0	5 - 4	1 - 0	1 - 2	3 - 7	24	11 46%	5 63%	1 17%	5 50%
	26	1 - 0	2 - 1		0 - 1	0 - 4	9	3 33%	1 20%	2 67%	0 0%
	28		0 - 1				1	0 0%			0 0%
<b>Tot.</b>	3	21	1	6	21	52	23 44%	10 42%	5 42%	8 50%	
<b>wins SWE</b>	0 0%	11 52%	0 0%	5 83%	13 62%	29 56%					
<b>Dz</b>	0 0%	4 50%	0 0%	3 100%	1 33%	8 50%					
<b>Nz</b>	0 0%	2 50%			5 83%	7 58%					
<b>Az</b>		5 56%		2 67%	7 58%	14 58%					

**Legend:**

Att. Attacking      Az Attacking zone      Def. Defending      Dz Defending zone  
No. Jersey number      Nz Neutral zone      Tot. Total face-offs played



## Line-Ups

Formazioni / Composition des équipes

### USA - CAN

#### Referees

29 COOKE Kelly (USA), 13 MURRAY Cianna (CAN)

#### Goalkeepers

Team: USA

##### No. Name

31 FRANKEL Aerin  
33 PHILIPS Gwyneth

#### Team Line-ups

Team: USA (Blue)

##### No. Pos. Name

5 D	KELLER Megan	+A
10 D	EDWARDS Laila	
21 F	KNIGHT Hilary	+C
24 F	DUNNE Joy	
25 F	CARPENTER Alex	+A
4 D	HARVEY Caroline	
8 D	WINN Haley	
23 F	BILKA Hannah	
27 F	HEISE Taylor	
37 F	MURPHY Abbey	
2 D	STECKLEIN Lee	
3 D	BARNES Cayla	
12 F	PANNEK Kelly	
13 F	ZUMWINKLE Grace	
26 F	COYNE Kendall	
6 D	GUILDAY Rory	
9 F	SIMMS Kirsten	
17 F	CURL Britta	
22 F	JANECKE Tessa	
16 F	SCAMURRA Hayley	

Head Coach: WROBLEWSKI John

#### NOT DRESSED:

30 GK McNAUGHTON Ava

#### Linespersons

16 HAJKOVA Kristyna (CZE), 64 SAARIMAKI Tiina (FIN)

Team: CAN

##### No. Name

35 DESBIENS Ann-Renee  
38 MASCHMEYER Emerance

Team: CAN (White)

##### No. Pos. Name

3 D	LAROCQUE Jocelyne	+A
14 D	FAST Renata	
10 F	FILLIER Sarah	
29 F	POULIN Marie-Philip	+C
95 F	WATTS Daryl	
2 D	JAQUES Sophie	
17 D	SHELTON Ella	
7 F	STACEY Laura	
26 F	CLARK Emily	
40 F	TURNBULL Blayre	+A
23 D	AMBROSE Erin	
42 D	THOMPSON Claire	
19 F	JENNER Brianne	
20 F	NURSE Sarah	
27 F	MALTAIS Emma	
4 D	TABIN Kati	
24 F	SPOONER Natalie	
43 F	O'NEILL Kristin	
88 F	GOSLING Julia	
94 F	GARDINER Jennifer	

Head Coach: RYAN Troy

#### NOT DRESSED:

82 GK OSBORNE Kayle

#### Legend:

<b>+A</b>	Alternate Captain	<b>+C</b>	Captain	<b>D</b>	Defender	<b>F</b>	Forward
<b>No.</b>	Jersey number	<b>Pos.</b>	Position				



## Graphical Line-ups

Schema grafico formazioni / Alignments

### USA - CAN

**Referees**

29 COOKE Kelly (USA), 13 MURRAY Cianna (CAN)

**Linespersons**

16 HAJKOVA Kristyna (CZE), 64 SAARIMAKI Tiina (FIN)

**Team:** USA - United States of America (Blue)

**Head Coach:** WROBLEWSKI John

<b>S1</b> 31 FRANKEL Aerin		
33 PHILIPS Gwyneth		
<b>S5</b> 24 DUNNE Joy	<b>S6</b> 25 CARPENTER Alex +A	<b>S4</b> 21 KNIGHT Hilary +C
<b>S2</b> 5 KELLER Megan +A	<b>S3</b> 10 EDWARDS Laila	
23 BILKA Hannah	27 HEISE Taylor	37 MURPHY Abbey
4 HARVEY Caroline		8 WINN Haley
26 COYNE Kendall	12 PANNEK Kelly	13 ZUMWINKLE Grace
2 STECKLEIN Lee		3 BARNES Cayla
17 CURL Britta	22 JANECKE Tessa	9 SIMMS Kirsten
6 GUILDAY Rory		
		16 SCAMURRA Hayley

**Team:** CAN - Canada (White)

**Head Coach:** RYAN Troy

<b>S1</b> 35 DESBIENS Ann-Renee		
38 MASCHMEYER Emerance		
95 WATTS Daryl	29 POULIN Marie-Philip +C	10 FILLIER Sarah
3 LAROCQUE Jocelyne +A		<b>S2</b> 14 FAST Renata
<b>S5</b> 26 CLARK Emily	<b>S6</b> 40 TURNBULL Blayre +A	<b>S4</b> 7 STACEY Laura
<b>S3</b> 17 SHELTON Ella	2 JAQUES Sophie	
27 MALTAIS Emma	20 NURSE Sarah	19 JENNER Brianne
42 THOMPSON Claire		23 AMBROSE Erin
88 GOSLING Julia	43 O'NEILL Kristin	24 SPOONER Natalie
4 TABIN Kati		
		94 GARDINER Jennifer

**Legend:**

+A Alternate Captain      +C Captain      Sn Starting position



### Game Summary

Tabella riassuntiva partita / Resume du match

**USA - CAN 2 - 1 (0 - 0 , 0 - 1 , 1 - 0 , 1 - 0)**

Spectators	Referees	Linespersons
11171	29 COOKE Kelly (USA) , 13 MURRAY Cianna (CAN)	16 HAJKOVA Kristyna (CZE) , 64 SAARIMAKI Tiina (FIN)

#### Team Statistics

Period	Score	SVS	SOG	PIM	TPP	PPG	SHG
1	0 : 0	8 : 6	6 : 8	4 : 2	0:15 : 4:00	0 : 0	0 : 0
2	0 : 1	12 : 14	14 : 13	0 : 0	1:45 : 0:00	0 : 0	0 : 1
3	1 : 0	8 : 7	8 : 8	2 : 0	0:00 : 2:00	0 : 0	0 : 0
OT	1 : 0	2 : 4	5 : 2	0 : 0	0:00 : 0:00	0 : 0	0 : 0
<b>Total</b>	<b>2 : 1</b>	<b>30 : 31</b>	<b>33 : 31</b>	<b>6 : 2</b>	<b>2:00 : 6:00</b>	<b>0 : 0</b>	<b>0 : 1</b>

#### 1st Period

Action	Time	ET/Res	Team	Type	No.	Name	(G)	Name of Assistant(s) / Action Description
GK	00:00		USA		31	FRANKEL A		- Goalkeeper in
GK	00:00		CAN		35	DESBIENS AR		- Goalkeeper in
Penalty	05:33	07:33	USA	2 min.	-	Team penalty		- Too Many Players / Served by: 37 MURPHY A
Penalty	15:05	17:05	USA	2 min.	24	DUNNE J		- Tripping
Penalty	19:45	21:45	CAN	2 min.	17	SHELTON E		- Hooking

#### 2nd Period

Action	Time	ET/Res	Team	Type	No.	Name	(G)	Name of Assistant(s) / Action Description
<b>Goal</b>	<b>20:54</b>	<b>0 : 1</b>	<b>CAN</b>	<b>SH1</b>	<b>43</b>	<b>O'NEILL K</b>	(3)	7 STACEY L 14 FAST R On Ice USA 31 5 10 21 23 25 CAN 35 3 7 23 43

#### 3rd Period

Action	Time	ET/Res	Team	Type	No.	Name	(G)	Name of Assistant(s) / Action Description
Penalty	53:37	55:37	USA	2 min.	17	CURL B		- Boarding
GK	57:37		USA					31 FRANKEL A - Goalkeeper out
<b>Goal</b>	<b>57:56</b>	<b>1 : 1</b>	<b>USA</b>	<b>EQ</b>	<b>21</b>	<b>KNIGHT H</b>	(3)	10 EDWARDS L 5 KELLER M On Ice USA 5 10 21 22 25 27 CAN 35 7 14 17 26 40
GK	57:56		USA		31	FRANKEL A		- Goalkeeper in

#### Overtime

Action	Time	ET/Res	Team	Type	No.	Name	(G)	Name of Assistant(s) / Action Description
<b>Goal</b>	<b>64:07</b>	<b>2 : 1</b>	<b>USA</b>	<b>EQ</b>	<b>5</b>	<b>KELLER M</b>	(3)	27 HEISE T On Ice USA 31 5 22 27 CAN 35 26 29 42
GK	64:07		USA					31 FRANKEL A - Goalkeeper out
GK	64:07		CAN					35 DESBIENS AR - Goalkeeper out

#### Goalkeeper Records

Team : USA - United States of America

Team : CAN - Canada

No.	Name	SOG	SVS	MIP
31	FRANKEL Aerin	31	30	63:48
33	PHILIPS Gwyneth			

No.	Name	SOG	SVS	MIP
35	DESBIENS Ann-Renee	33	31	64:07
38	MASCHMEYER Emerance			

#### Game Statistics

Team : USA (Blue)										Shots on Goal					Time on Ice								
No.	Pos.	Name	G	A	P	PIM	FO+	FO-	FO+/-	FO%	1	2	3	OT	TS	+/-	1	2	3	OT	TOT	SHF	AVG
5	D	KELLER Megan +A	1	1	2	0	0	0	0	0.00	1	0	0	2	3	+1	8:00	7:09	8:24	1:40	25:13	33	0:45
10	D	EDWARDS Laila	0	1	1	0	0	0	0	0.00	1	1	0	0	2	0	7:51	7:34	7:05	1:00	23:30	31	0:45
21	F	KNIGHT Hilary +C	1	0	1	0	0	0	0	0.00	0	1	2	1	4	0	5:14	6:50	5:11	1:23	18:38	26	0:43
24	F	DUNNE Joy	0	0	0	2	0	0	0	0.00	0	1	0	0	1	0	5:38	3:47	5:18	0:00	14:43	21	0:42
25	F	CARPENTER Alex +A	0	0	0	0	11	10	1	52.38	0	1	0	0	1	0	5:47	7:05	5:41	0:55	19:28	27	0:43
4	D	HARVEY Caroline	0	0	0	0	0	0	0	0.00	1	0	0	0	1	0	5:40	8:16	8:29	1:28	23:53	29	0:49
8	D	WINN Haley	0	0	0	0	0	0	0	0.00	1	2	0	0	3	0	5:32	7:12	7:31	0:00	20:15	25	0:48



Head Coach : WROBLEWSKI John										Shots on Goal				Time on Ice									
No.	Pos.	Name	G	A	P	PIM	FO+	FO-	FO+/-	FO%	1	2	3	OT	TS	+/-	1	2	3	OT	TOT	SHF	AVG
23	F	BILKA Hannah	0	0	0	0	0	0	0	0.00	0	2	1	0	3	-1	6:09	5:43	7:01	0:27	19:20	26	0:44
27	F	HEISE Taylor	0	1	1	0	8	9	-1	47.06	0	1	0	0	1	+2	5:19	5:29	6:52	1:44	19:24	26	0:44
37	F	MURPHY Abbey	0	0	0	0	0	0	0	0.00	1	1	2	0	4	0	6:16	6:12	6:59	0:27	19:54	26	0:45
2	D	STECKLEIN Lee	0	0	0	0	0	0	0	0.00	1	0	0	0	1	0	6:31	3:43	4:29	0:00	14:43	21	0:42
3	D	BARNES Cayla	0	0	0	0	0	0	0	0.00	0	1	1	0	2	0	6:26	5:15	4:02	0:00	15:43	23	0:41
12	F	PANNEK Kelly	0	0	0	0	7	9	-2	43.75	0	0	0	0	0	0	3:41	4:09	3:09	0:00	10:59	19	0:34
13	F	ZUMWINKLE Grace	0	0	0	0	0	0	0	0.00	0	1	0	0	1	0	3:38	4:44	2:26	0:00	10:48	18	0:36
26	F	COYNE Kendall	0	0	0	0	0	0	0	0.00	0	0	1	2	3	0	3:53	4:13	4:23	0:53	13:22	23	0:34
6	D	GUILDAY Rory	0	0	0	0	0	0	0	0.00	0	0	0	0	0	0	0:00	0:00	0:00	0:00	0:00	0	0:00
9	F	SIMMS Kirsten	0	0	0	0	0	0	0	0.00	0	0	0	0	0	0	0:00	0:00	0:00	0:00	0:00	0	0:00
17	F	CURL Britta	0	0	0	2	1	1	0	50.00	0	0	1	0	1	0	4:14	3:59	4:26	1:02	13:41	20	0:41
22	F	JANECKE Tessa	0	0	0	0	7	4	3	63.64	0	0	0	0	0	+2	3:08	5:35	4:41	1:25	14:49	24	0:37
16	F	SCAMURRA Hayley	0	0	0	0	0	0	0	0.00	0	2	0	0	2	0	2:59	3:05	2:10	0:00	8:14	16	0:30
31	GK	FRANKEL Aerin	0	0	0	0					0	0	0	0	0								
33	GK	PHILIPS Gwyneth	0	0	0	0					0	0	0	0	0								
<b>Total</b>			<b>2</b>	<b>3</b>	<b>5</b>	<b>4</b>	<b>34</b>	<b>33</b>	<b>1</b>	<b>50.75</b>	<b>6</b>	<b>14</b>	<b>8</b>	<b>5</b>	<b>33</b>								

Team : CAN (White)																							
Head Coach : RYAN Troy										Shots on Goal				Time on Ice									
No.	Pos.	Name	G	A	P	PIM	FO+	FO-	FO+/-	FO%	1	2	3	OT	TS	+/-	1	2	3	OT	TOT	SHF	AVG
3	D	LAROCQUE Jocelyne +A	0	0	0	0	0	0	0	0.00	0	0	1	0	1	+1	5:12	5:04	5:27	0:00	15:43	29	0:32
10	F	FILLIER Sarah	0	0	0	0	3	0	3	100.00	0	2	1	2	5	0	6:48	5:19	5:45	1:04	18:56	29	0:39
14	D	FAST Renata	0	1	1	0	0	0	0	0.00	1	0	0	0	1	-1	9:50	9:36	10:18	1:38	31:22	40	0:47
29	F	POULIN Marie-Philip +C	0	0	0	0	11	8	3	57.89	2	0	0	0	2	-1	6:39	5:02	5:04	1:36	18:21	29	0:37
95	F	WATTS Daryl	0	0	0	0	0	0	0	0.00	0	0	1	0	1	0	6:37	7:02	7:04	1:12	21:55	29	0:45
2	D	JAQUES Sophie	0	0	0	0	0	0	0	0.00	0	1	0	0	1	0	4:31	4:46	5:34	0:00	14:51	24	0:37
7	F	STACEY Laura	0	1	1	0	0	0	0	0.00	1	1	0	0	2	0	5:53	6:41	8:18	1:36	22:28	31	0:43
17	D	SHELTON Ella	0	0	0	2	0	0	0	0.00	0	2	0	0	2	-1	7:41	9:53	9:22	1:29	28:25	38	0:44
26	F	CLARK Emily	0	0	0	0	0	0	0	0.00	2	0	0	0	2	-2	5:06	5:16	7:03	0:36	18:01	29	0:37
40	F	TURNBULL Blayre +A	0	0	0	0	8	13	-5	38.10	0	0	0	0	0	-1	5:33	5:50	7:54	0:25	19:42	28	0:42
19	F	JENNER Brianne	0	0	0	0	1	1	0	50.00	0	0	1	0	1	0	5:43	5:06	5:50	0:00	16:39	24	0:41
20	F	NURSE Sarah	0	0	0	0	8	7	1	53.33	1	3	0	0	4	0	5:03	5:39	5:56	1:02	17:40	25	0:42
23	D	AMBROSE Erin	0	0	0	0	0	0	0	0.00	1	0	0	0	1	+1	6:20	4:13	4:38	0:00	15:11	29	0:31
27	F	MALTAIS Emma	0	0	0	0	0	0	0	0.00	0	0	3	0	3	0	5:13	4:30	5:19	0:43	15:45	26	0:36
42	D	THOMPSON Claire	0	0	0	0	0	0	0	0.00	0	2	1	0	3	-1	5:51	6:39	4:31	1:00	18:01	34	0:31
4	D	TABIN Kati	0	0	0	0	0	0	0	0.00	0	0	0	0	0	0	0:00	0:00	0:00	0:00	0:00	0	0:00
24	F	SPOONER Natalie	0	0	0	0	0	0	0	0.00	0	0	0	0	0	0	2:58	1:21	0:51	0:00	5:10	6	0:51
43	F	O'NEILL Kristin	1	0	1	0	2	5	-3	28.57	0	2	0	0	2	+1	1:02	4:12	0:27	0:00	5:41	8	0:42
88	F	GOSLING Julia	0	0	0	0	0	0	0	0.00	0	0	0	0	0	0	2:50	2:05	0:39	0:00	5:34	6	0:55
94	F	GARDINER Jennifer	0	0	0	0	0	0	0	0.00	0	0	0	0	0	0	0:56	0:00	0:00	0:00	0:56	1	0:56
35	GK	DESBIENS Ann-Renee	0	0	0	0					0	0	0	0	0								
38	GK	MASCHMEYER Emerance	0	0	0	0					0	0	0	0	0								
<b>Total</b>			<b>1</b>	<b>2</b>	<b>3</b>	<b>2</b>	<b>33</b>	<b>34</b>	<b>-1</b>	<b>49.25</b>	<b>8</b>	<b>13</b>	<b>8</b>	<b>2</b>	<b>31</b>								

Legend:							
<b>(G)</b>	Goals in tournament	<b>+/-</b>	Plus/minus net	<b>+A</b>	Alternate Captain	<b>+C</b>	Captain
<b>A</b>	Assists	<b>AVG</b>	Average time on ice / shift	<b>D</b>	Defender	<b>EA</b>	Extra attacker
<b>EQ</b>	Equal strength	<b>ET/Res</b>	Penalty end time/Result of game	<b>F</b>	Forward	<b>FO%</b>	% Face-offs won
<b>FO+</b>	Face-offs won	<b>FO-</b>	Face-offs lost	<b>FO+/-</b>	Face-offs net	<b>G</b>	Goals
<b>GK</b>	Goalkeeper	<b>MIP</b>	Minutes in play (GK)	<b>No.</b>	Jersey number	<b>OT</b>	Overtime
<b>P</b>	Points	<b>PIM</b>	Penalties in minutes	<b>Pos.</b>	Position	<b>PPG</b>	Power play goals
<b>SH1</b>	Shorthanded - 1 player	<b>SHF</b>	Number of shifts	<b>SHG</b>	Shorthanded goals	<b>SOG</b>	Shots on goal
<b>SVS</b>	Saves	<b>TOT</b>	Total	<b>TPP</b>	Time on power play	<b>TS</b>	Total shots



Shot Chart

Tabella azioni di tiro / Analyse des tirs

USA - CAN

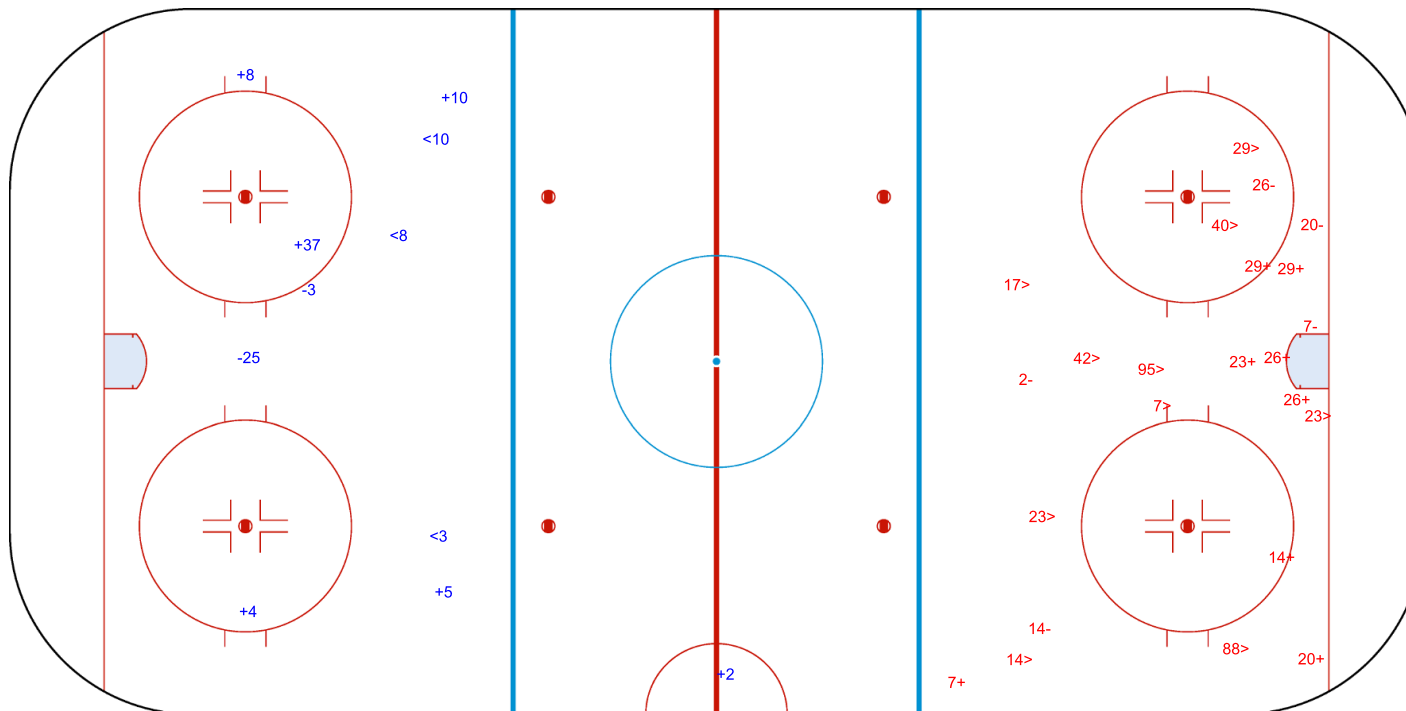
Shots by USA  
Goal (o): 0  
Block (<): 3  
Save (+): 6  
Miss (-): 2



GK 35 of CAN



1st Period



Shots by CAN  
Goal (o): 0  
Block (>): 10  
Save (+): 8  
Miss (-): 5



GK 31 of USA



Milano Santagiulia Ice Hockey

THU 19 FEB 2026

Start Time 19:10

Ice Hockey  
Hockey su ghiaccio / Hockey sur glace


Women  
Donne / Femmes

Gold Medal Game, Game 28

Partita per la medaglia d'oro, Partita 28 / Finale, Match 28



Shots by CAN  
Goal (o): 1  
Block (<): 3  
Save (+): 12  
Miss (-): 4



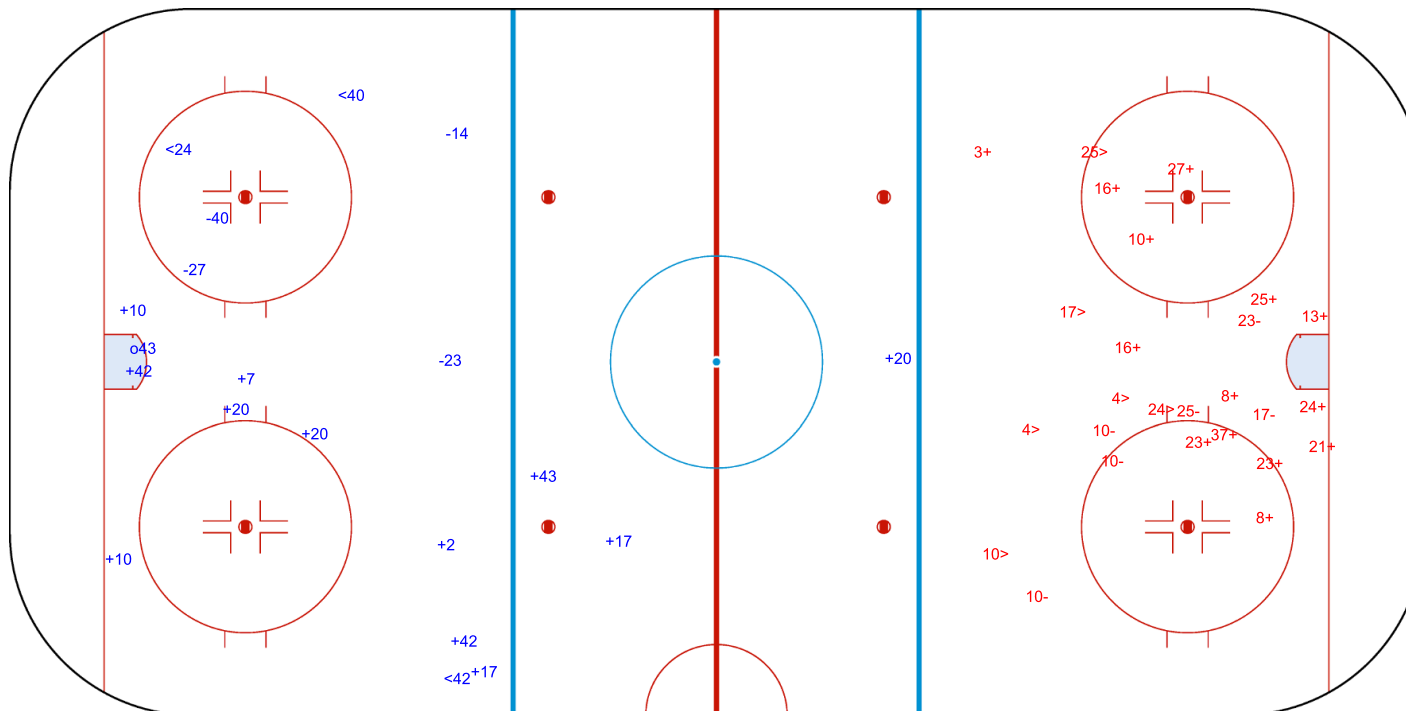
GK 31 of USA

USA → 2nd Period ← CAN

Shots by USA  
Goal (o): 0  
Block (>): 6  
Save (+): 14  
Miss (-): 6




GK 35 of CAN





Shots by USA

Goal (o): 1      Save (+): 7  
Block (<): 6      Miss (-): 5



GK 35 of CAN




3rd Period

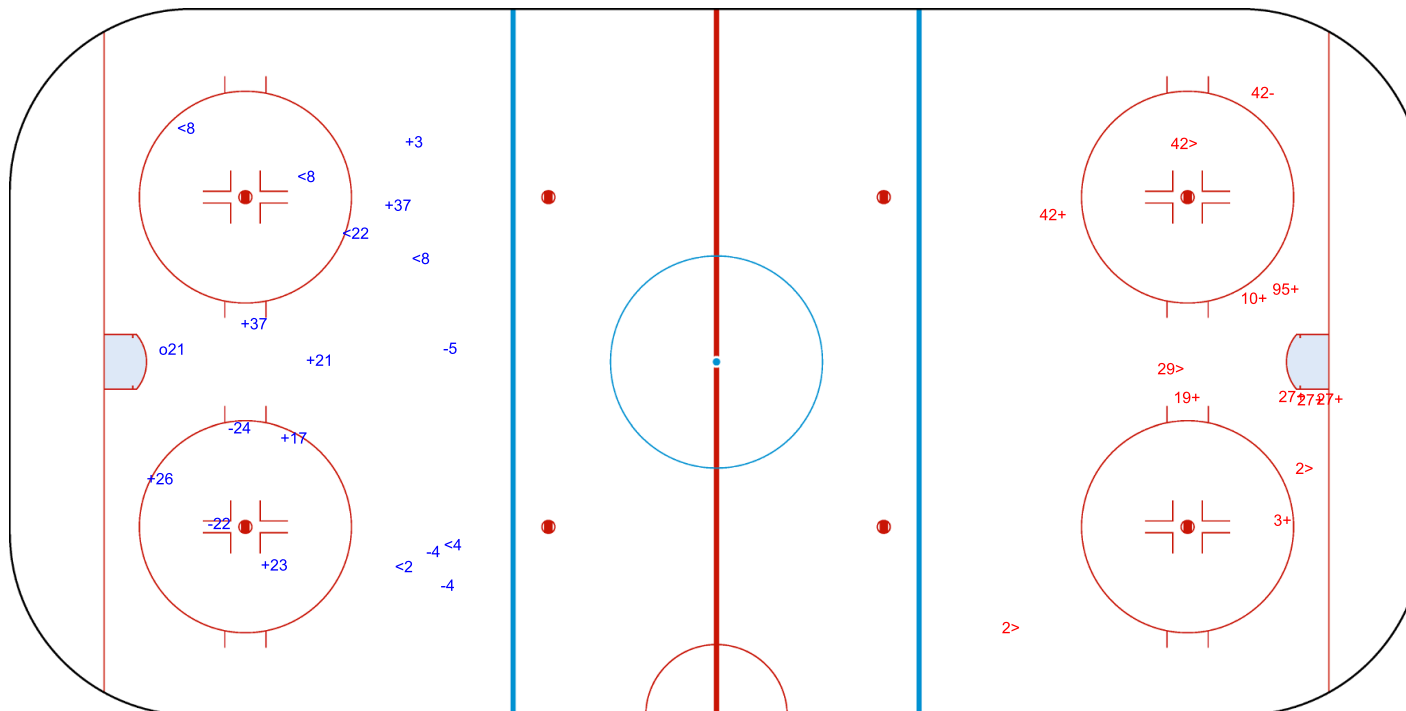


Shots by CAN

Goal (o): 0      Save (+): 8  
Block (>): 4      Miss (-): 1



GK 31 of USA





# Milano Santagiulia Ice Hockey

THU 19 FEB 2026

Start Time 19:10

Ice Hockey  
Hockey su ghiaccio / Hockey sur glace

Women  
Donne / Femmes

Gold Medal Game, Game 28


Partita per la medaglia d'oro, Partita 28 / Finale, Match 28



Shots by USA

Goal (o): 1 Save (+): 4

Block (<): 0 Miss (-): 0



GK 35 of CAN



Overtime



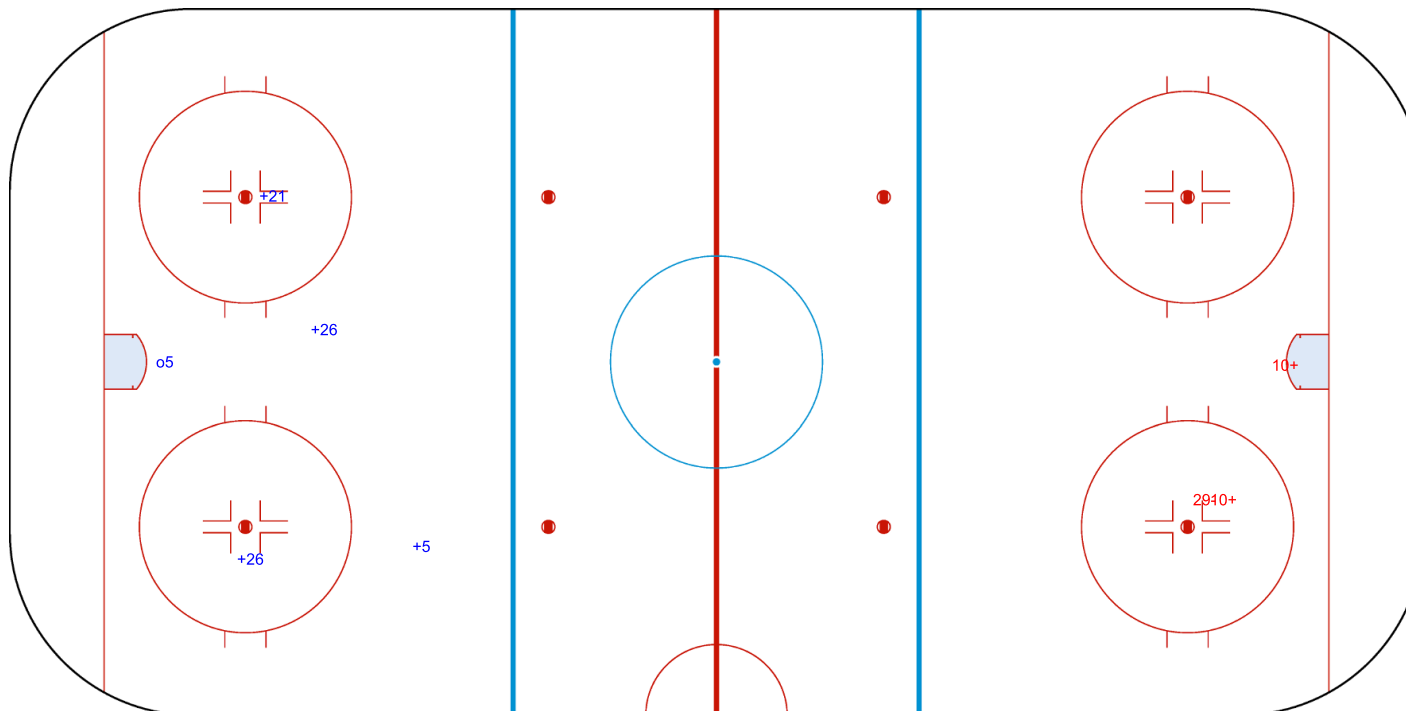
Shots by CAN

Goal (o): 0 Save (+): 2

Block (>): 0 Miss (-): 1



GK 31 of USA



Legend: GK Goalkeeper





### Face-off Chart

Tabella ingaggi / Statistiques des mises en jeu

#### USA - CAN

##### 1st PERIOD

	USA		CAN		USA		CAN		
	Def. zone	Att. zone	Neutral zone	Neutral zone	Att. zone	Def. zone	Def. zone	Att. zone	
	- 25	+ 10	+ 25	- 40	- 27	+ 20			Total wins all zones
	+ 12	- 29	+ 22	- 40	- 12	+ 20			
	- 27	+ 40	- 25	+ 29	+ 12	- 20			
	+ 27	- 20	- 12	+ 29	- 27	+ 40			
	- 25	+ 43	+ 25	- 40	+ 27	- 40			
	- 12	+ 29			- 25	+ 29			
	+ 27	- 20			+ 27	- 29			
					- 27	+ 20			
					+ 25	- 43			
Total wins / period	3 / 43%	4 / 57%	3 / 60%	2 / 40%	4 / 44%	5 / 56%	10 / 48%	11 / 52%	

##### 2nd PERIOD

	USA		CAN		USA		CAN		
	Def. zone	Att. zone	Neutral zone	Neutral zone	Att. zone	Def. zone	Def. zone	Att. zone	
	- 12	+ 19	+ 25	- 43	- 22	+ 20			Total wins all zones
	+ 12	- 43	+ 22	- 40	- 25	+ 40			
	+ 12	- 43	- 12	+ 29	+ 22	- 20			
	- 12	+ 29	- 12	+ 29	- 25	+ 40			
	- 25	+ 20	+ 12	- 43	- 27	+ 40			
	+ 25	- 20	- 25	+ 40					
	+ 22	- 20	- 22	+ 43					
	- 12	+ 10	+ 25	- 40					
Total wins / period	4 / 50%	4 / 50%	4 / 50%	4 / 50%	1 / 20%	4 / 80%	9 / 43%	12 / 57%	

##### 3rd PERIOD

	USA		CAN		USA		CAN		
	Def. zone	Att. zone	Neutral zone	Neutral zone	Att. zone	Def. zone	Def. zone	Att. zone	
	+ 22	- 19	+ 25	- 40	+ 27	- 40			Total wins all zones
	+ 27	- 40	- 25	+ 29	- 25	+ 40			
	+ 12	- 29	+ 25	- 20	+ 22	- 29			
	- 12	+ 29	+ 27	- 29	- 27	+ 40			
			+ 25	- 29	+ 12	- 40			
			+ 27	- 29	- 27	+ 20			
					+ 22	- 40			
					+ 25	- 40			
					- 22	+ 20			
					- 27	+ 29			
Total wins / period	3 / 75%	1 / 25%	5 / 83%	1 / 17%	5 / 50%	5 / 50%	13 / 65%	7 / 35%	



### OVERTIME

	USA		CAN		USA		CAN		Total wins all zones	
	Def. zone	Att. zone	Neutral zone		Att. zone	Def. zone				
Total wins / period			+ 25	- 29	- 22	+ 10			USA 2 / 40%	
			+ 17	- 40	- 27	+ 29				CAN 3 / 60%
			- 17	+ 20						
			2 / 67%	1 / 33%	0 / 0%	2 / 100%				

### TOTAL

	USA		CAN		USA		CAN		Total wins all zones
	Def. zone	Att. zone	Neutral zone		Att. zone	Def. zone			
Total wins / game			14 / 64%	8 / 36%	10 / 38%	16 / 62%			USA 34 / 51%
	10 / 53%	9 / 47%							

### HEAD TO HEAD

	No.	CAN						Tot.	wins USA	Dz	Nz	Az
		10	19	20	29	40	43					
USA	12	0 - 1	0 - 1	1 - 1	2 - 6	1 - 0	3 - 0	16	7 44%	4 44%	1 25%	2 67%
	17			0 - 1		1 - 0		2	1 50%		1 50%	
	22	0 - 1	1 - 0	2 - 2	1 - 0	3 - 0	0 - 1	11	7 64%	2 100%	2 67%	3 50%
	25	0 - 1		2 - 1	2 - 3	5 - 4	2 - 1	21	11 52%	1 25%	8 73%	2 33%
	27			2 - 3	3 - 2	3 - 4		17	8 47%	3 75%	2 100%	3 27%
	Tot.	3	2	15	19	21	7	67	34 51%	10 53%	14 64%	10 38%
	wins CAN	3 100%	1 50%	8 53%	11 58%	8 38%	2 29%	33 49%				
	Dz	1 100%		6 75%	3 60%	6 55%	0 0%	16 62%				
	Nz			1 50%	5 56%	1 13%	1 33%	8 36%				
	Az	2 100%	1 50%	1 20%	3 60%	1 50%	1 33%	9 47%				

**Legend:**

Att. Attacking      Az Attacking zone      Def. Defending      Dz Defending zone  
No. Jersey number      Nz Neutral zone      Tot. Total face-offs played



## Player Statistics by Team

Statistiche giocatori per squadra / Statistiques des joueurs par equipe

As of THU 19 FEB 2026

Including Game 28

### CAN - Canada

#### Playing Statistics

No.	Name	Pos.	GP	G	A	PTS	PIM	+/-	GWG	PPG	SHG	SOG	SG%	TM	M/G	TSh	AT/S
2	JAQUES Sophie	D	7	0	3	3	0	+5	0	0	0	14	0.00	118:20	16:54	172	0:41
3	LAROCQUE Jocelyne	D	7	0	0	0	2	-1	0	0	0	7	0.00	123:40	17:40	176	0:42
4	TABIN Kati	D	7	0	0	0	0	+2	0	0	0	4	0.00	59:14	8:27	97	0:36
7	STACEY Laura	F	7	1	3	4	2	+3	0	0	0	22	4.55	110:16	15:45	161	0:41
10	FILLIER Sarah	F	7	3	3	6	6	+2	1	2	0	23	13.04	126:47	18:06	156	0:48
14	FAST Renata	D	7	0	4	4	2	-1	0	0	0	17	0.00	159:50	22:50	207	0:46
17	SHELTON Ella	D	7	0	3	3	2	+4	0	0	0	18	0.00	140:12	20:01	211	0:39
19	JENNER Brianne	F	7	1	2	3	0	0	0	0	0	10	10.00	106:47	15:15	138	0:46
20	NURSE Sarah	F	7	0	2	2	2	+1	0	0	0	10	0.00	110:06	15:43	138	0:47
23	AMBROSE Erin	D	7	0	2	2	0	+5	0	0	0	9	0.00	113:02	16:08	188	0:36
24	SPOONER Natalie	F	7	1	0	1	0	-1	1	1	0	15	6.67	77:47	11:06	88	0:53
26	CLARK Emily	F	7	2	1	3	0	+1	0	0	0	11	18.18	104:34	14:56	161	0:38
27	MALTAIS Emma	F	7	0	2	2	4	+1	0	0	0	8	0.00	102:15	14:36	142	0:43
29	POULIN Marie-Philip	F	5	3	1	4	2	+1	1	1	0	16	18.75	68:33	13:42	104	0:39
35	DESBIENS Ann-Renee	GK	5	0	0	0	0		0	0	0	0	0.00				
38	MASCHMEYER Emerance	GK	7	0	0	0	0		0	0	0	0	0.00				
40	TURNBULL Blayre	F	7	1	1	2	6	0	0	0	0	15	6.67	112:04	16:00	162	0:41
42	THOMPSON Claire	D	7	1	3	4	4	+2	1	0	0	15	6.67	122:44	17:32	188	0:39
43	O'NEILL Kristin	F	7	3	2	5	2	+6	0	0	1	7	42.86	75:21	10:45	119	0:37
82	OSBORNE Kayle	GK	2	0	0	0	0		0	0	0	0	0.00				
88	GOSLING Julia	F	7	3	2	5	0	+2	0	3	0	12	25.00	72:47	10:23	104	0:41
94	GARDINER Jennifer	F	7	1	0	1	0	+2	1	0	0	3	33.33	51:51	7:24	78	0:39
95	WATTS Daryl	F	7	2	6	8	2	+2	0	0	0	16	12.50	124:07	17:43	153	0:48

#### Goalkeeping Statistics

No.	Name	GPT	GKD	GPI	MIP	MIP%	GA	SVS	SOG	SVS%	GAA	SO	W	L	
35	DESBIENS Ann-Renee		7	5	5	296:00	69.79	9	95	104	91.35	1.82	1	3	2
38	MASCHMEYER Emerance		7	7	3	128:07	30.21	1	22	23	95.65	0.47	1	2	0
82	OSBORNE Kayle		7	2	0	0:00	0.00	0	0	0	0.00	0.00	0	0	0

#### Legend:

<b>+/-</b> Plus/minus net	<b>A</b> Assists	<b>AT/S</b> Average time per shift
<b>D</b> Defender	<b>F</b> Forward	<b>G</b> Goals
<b>GA</b> Goals against	<b>GAA</b> Goals against as average per 60 minutes	<b>GK</b> Goalkeeper
<b>GKD</b> Goalkeeper dressed	<b>GP</b> Games played	<b>GPI</b> Games played in
<b>GPT</b> Games played by team	<b>GWG</b> Game winning goals	<b>L</b> Number of games lost
<b>MIP</b> Minutes and seconds played	<b>MIP%</b> MIP as percentage	<b>M/G</b> Minutes per game
<b>No.</b> Jersey number	<b>PIM</b> Penalties in minutes	<b>Pos.</b> Position on team
<b>PPG</b> Power play goals	<b>PTS</b> Points	<b>SG%</b> Percentage of goals from total shots
<b>SHG</b> Shorthanded goals	<b>SO</b> Shutouts	<b>SOG</b> Shots on goal
<b>SVS</b> Saves	<b>SVS%</b> SVS as percentage of total SOG	<b>TM</b> Total minutes played
<b>TSh</b> Total shifts played	<b>W</b> Number of games won	



## Player Statistics by Team

Statistiche giocatori per squadra / Statistiques des joueurs par equipe

As of FRI 13 FEB 2026

Including Game 21

### CZE - Czechia

#### Playing Statistics

No.	Name	Pos.	GP	G	A	PTS	PIM	+/-	GWG	PPG	SHG	SOG	SG%	TM	M/G	TSh	AT/S
1	HESOVA Michaela	GK	4	0	0	0	0		0	0	0	0	0.00				
2	TEJRALOVA Aneta	D	5	0	0	0	2	+1	0	0	0	4	0.00	97:55	19:35	129	0:45
3	SAPOVALIVOVA Adela	F	5	0	1	1	0	-2	0	0	0	12	0.00	79:28	15:53	101	0:47
4	PEJSOVA Daniela	D	5	0	0	0	0	+1	0	0	0	6	0.00	101:58	20:23	132	0:46
6	VO CETKOVA Linda	F	5	0	0	0	0	-1	0	0	0	3	0.00	30:19	6:03	44	0:41
7	SEROISZKOVA Klara	D	5	0	0	0	0	-3	0	0	0	4	0.00	59:50	11:58	104	0:34
8	PISTEKOVA Tereza	F	5	1	0	1	2	0	1	0	0	5	20.00	61:04	12:12	93	0:39
10	KRIZOVA Denisa	F	5	0	0	0	0	-1	0	0	0	3	0.00	74:01	14:48	101	0:43
12	HYMLAROVA Klara	F	5	0	1	1	0	-2	0	0	0	3	0.00	86:42	17:20	111	0:46
14	LASKOVA Dominika	D	5	0	0	0	6	+1	0	0	0	3	0.00	73:03	14:36	109	0:40
15	TRNKOVA Andrea	D	5	0	1	1	4	-2	0	0	0	5	0.00	52:54	10:34	84	0:37
16	MRAZOVA Katerina	F	5	0	1	1	2	-1	0	0	0	7	0.00	98:19	19:39	129	0:45
18	PEJZLOVA Michaela	F	4	0	0	0	0	-3	0	0	0	4	0.00	49:12	12:18	72	0:41
19	MLYNKOVA Natalie	F	5	3	1	4	0	+2	0	1	0	20	15.00	96:13	19:14	126	0:45
20	JURICKOVA Barbora	F	5	1	1	2	4	0	0	0	0	3	33.33	46:35	9:19	66	0:42
21	VANISOVA Tereza	F	5	0	1	1	4	0	0	0	0	11	0.00	89:47	17:57	115	0:46
22	PLOSOVA Tereza	F	5	1	0	1	0	-2	0	0	0	8	12.50	70:02	14:00	97	0:43
24	CAJANOVA Sara	D	5	0	0	0	2	-3	0	0	0	3	0.00	94:53	18:58	126	0:45
26	PRIBYLOVA Vendula	F	5	0	0	0	0	-2	0	0	0	3	0.00	48:59	9:47	72	0:40
28	NEUBAUEROVA Noemi	D	5	0	0	0	0	-2	0	0	0	3	0.00	88:12	17:38	121	0:43
29	PESLAROVA Klara	GK	4	0	0	0	0		0	0	0	0	0.00				
32	PEJSOVA Julie	GK	2	0	0	0	0		0	0	0	0	0.00				
98	KALTOUNKOVA Kristyna	F	5	1	1	2	8	-2	0	0	0	12	8.33	92:26	18:29	105	0:52

#### Goalkeeping Statistics

No.	Name	GPT	GKD	GPI	MIP	MIP%	GA	SVS	SOG	SVS%	GAA	SO	W	L
1	HESOVA Michaela	5	4	2	111:09	36.53	5	48	53	90.57	2.70	0	0	0
29	PESLAROVA Klara	5	4	3	179:14	58.91	6	83	89	93.26	2.01	1	1	2
32	PEJSOVA Julie	5	2	1	13:51	4.55	3	8	11	72.73	13.00	0	0	1

#### Legend:

<b>+/-</b> Plus/minus net	<b>A</b> Assists	<b>AT/S</b> Average time per shift
<b>D</b> Defender	<b>F</b> Forward	<b>G</b> Goals
<b>GA</b> Goals against	<b>GAA</b> Goals against as average per 60 minutes	<b>GK</b> Goalkeeper
<b>GKD</b> Goalkeeper dressed	<b>GP</b> Games played	<b>GPI</b> Games played in
<b>GPT</b> Games played by team	<b>GWG</b> Game winning goals	<b>L</b> Number of games lost
<b>MIP</b> Minutes and seconds played	<b>MIP%</b> MIP as percentage	<b>M/G</b> Minutes per game
<b>No.</b> Jersey number	<b>PIM</b> Penalties in minutes	<b>Pos.</b> Position on team
<b>PPG</b> Power play goals	<b>PTS</b> Points	<b>SG%</b> Percentage of goals from total shots
<b>SHG</b> Shorthanded goals	<b>SO</b> Shutouts	<b>SOG</b> Shots on goal
<b>SVS</b> Saves	<b>SVS%</b> SVS as percentage of total SOG	<b>TM</b> Total minutes played
<b>TSh</b> Total shifts played	<b>W</b> Number of games won	



## Player Statistics by Team

Statistiche giocatori per squadra / Statistiques des joueurs par equipe

As of SAT 14 FEB 2026

Including Game 24

### FIN - Finland

#### Playing Statistics

No.	Name	Pos.	GP	G	A	PTS	PIM	+/-	GWG	PPG	SHG	SOG	SG%	TM	M/G	TSh	AT/S
1	AHOLA Sanni	GK	4	0	0	0	0		0	0	0	0	0.00				
2	KARJALAINEN Sini	D	5	0	0	0	0	-4	0	0	0	2	0.00	66:45	13:21	106	0:37
5	YRJOLA Siiri	D	5	0	0	0	0	-5	0	0	0	2	0.00	57:09	11:25	86	0:39
6	HIIRIKOSKI Jenni	D	4	0	0	0	2	-1	0	0	0	3	0.00	62:14	15:33	80	0:46
7	RANTALA Sanni	D	5	0	0	0	2	-3	0	0	0	5	0.00	90:51	18:10	135	0:40
8	SUORANTA Elli	D	5	0	0	0	0	-1	0	0	0	5	0.00	87:53	17:34	120	0:43
9	LAITINEN Nelli	D	5	0	0	0	0	-3	0	0	0	9	0.00	112:50	22:34	147	0:46
10	HOLOPAINEN Elisa	F	5	0	0	0	0	-1	0	0	0	16	0.00	78:36	15:43	108	0:43
12	VANHANEN Sanni	F	5	1	1	2	0	-4	0	1	0	3	33.33	71:51	14:22	106	0:40
16	NIEMINEN Petra	F	5	0	1	1	4	-4	0	0	0	13	0.00	80:28	16:05	111	0:43
18	NYLUND Jenniina	F	5	0	1	1	0	-3	0	0	0	6	0.00	72:52	14:34	101	0:43
19	KUOPPALA Ida	F	5	0	0	0	0	-2	0	0	0	4	0.00	43:05	8:37	61	0:42
22	SCHALIN Julia	F	5	0	1	1	2	-4	0	0	0	5	0.00	69:58	13:59	105	0:39
24	VAINIKKA Viivi	F	5	1	0	1	0	-4	0	1	0	10	10.00	88:00	17:36	115	0:45
30	KYRKKO Emilia	GK	2	0	0	0	0		0	0	0	0	0.00				
32	VESA Emilia	F	5	0	1	1	0	-1	0	0	0	1	0.00	44:41	8:56	69	0:38
33	KARVINEN Michelle	F	5	0	1	1	4	-1	0	0	0	12	0.00	85:04	17:00	110	0:46
36	KEISALA Anni	GK	4	0	0	0	0		0	0	0	0	0.00				
40	TULUS Noora	F	5	0	0	0	4	-2	0	0	0	4	0.00	75:49	15:09	104	0:43
61	NUUTINEN Emma	F	5	0	0	0	0	-4	0	0	0	5	0.00	67:55	13:35	97	0:42
77	TAPANI Susanna	F	4	0	0	0	6	-2	0	0	0	5	0.00	70:40	17:40	92	0:46
88	SAVOLAINEN Ronja	D	5	0	0	0	2	-4	0	0	0	10	0.00	106:10	21:14	141	0:45
91	LIKALA Julia	F	5	1	0	1	0	-2	1	0	0	4	25.00	48:18	9:39	82	0:35

#### Goalkeeping Statistics

No.	Name	GPT	GKD	GPI	MIP	MIP%	GA	SVS	SOG	SVS%	GAA	SO	W	L	
1	AHOLA Sanni		5	4	4	238:03	80.26	12	89	101	88.12	3.02	0	1	3
30	KYRKKO Emilia		5	2	0	0:00	0.00	0	0	0	0.00	0.00	0	0	0
36	KEISALA Anni		5	4	1	58:32	19.74	2	22	24	91.67	2.05	0	0	1

#### Legend:

<b>+/-</b> Plus/minus net	<b>A</b> Assists	<b>AT/S</b> Average time per shift
<b>D</b> Defender	<b>F</b> Forward	<b>G</b> Goals
<b>GA</b> Goals against	<b>GAA</b> Goals against as average per 60 minutes	<b>GK</b> Goalkeeper
<b>GKD</b> Goalkeeper dressed	<b>GP</b> Games played	<b>GPI</b> Games played in
<b>GPT</b> Games played by team	<b>GWG</b> Game winning goals	<b>L</b> Number of games lost
<b>MIP</b> Minutes and seconds played	<b>MIP%</b> MIP as percentage	<b>M/G</b> Minutes per game
<b>No.</b> Jersey number	<b>PIM</b> Penalties in minutes	<b>Pos.</b> Position on team
<b>PPG</b> Power play goals	<b>PTS</b> Points	<b>SG%</b> Percentage of goals from total shots
<b>SHG</b> Shorthanded goals	<b>SO</b> Shutouts	<b>SOG</b> Shots on goal
<b>SVS</b> Saves	<b>SVS%</b> SVS as percentage of total SOG	<b>TM</b> Total minutes played
<b>TSh</b> Total shifts played	<b>W</b> Number of games won	



## Player Statistics by Team

Statistiche giocatori per squadra / Statistiques des joueurs par equipe

As of MON 9 FEB 2026

Including Game 14

### FRA - France

#### Playing Statistics

No.	Name	Pos.	GP	G	A	PTS	PIM	+/-	GWG	PPG	SHG	SOG	SG%	TM	M/G	TSh	AT/S
1	MAMERI Margaux	GK	2	0	0	0	0		0	0	0	0	0.00				
5	de SERRES Gabrielle	D	4	2	0	2	0	-6	0	2	0	3	66.67	104:30	26:07	107	0:58
6	HUOT-MARCHAND Margot	F	4	0	0	0	4	-1	0	0	0	6	0.00	81:15	20:18	105	0:46
7	QUARTO Lucie	D	4	0	0	0	0	-1	0	0	0	1	0.00	69:43	17:25	91	0:45
8	BARBIRATI Jade	F	4	0	0	0	2	0	0	0	0	7	0.00	65:43	16:25	84	0:46
10	LECLERC Sophie	D	4	0	0	0	0	-4	0	0	0	4	0.00	72:29	18:07	100	0:43
11	VILLIOT Lea	D	4	0	0	0	2	-3	0	0	0	2	0.00	60:25	15:06	86	0:42
12	DUVIN Estelle	F	4	1	1	2	0	-4	0	0	0	7	14.29	92:40	23:10	111	0:50
13	PELISSOU Marie-Pierre	D	4	0	0	0	0	-2	0	0	0	1	0.00	92:45	23:11	103	0:54
16	ROZIER Clara	F	4	0	1	1	8	-5	0	0	0	2	0.00	90:00	22:30	107	0:50
17	AURARD-BUSHEE Chloe	F	4	0	1	1	6	-4	0	0	0	7	0.00	80:36	20:09	108	0:44
18	SIMON Anae	F	4	0	0	0	0	0	0	0	0	1	0.00	0:05	0:01	1	0:05
19	BAUDRIT Lore	F	4	1	0	1	2	-2	0	0	0	4	25.00	76:28	19:07	98	0:46
21	MESPLEDE Julia	F	4	0	0	0	0	-4	0	0	0	6	0.00	42:54	10:43	58	0:44
22	le SCODAN Manon	F	4	0	2	2	0	+1	0	0	0	6	0.00	79:05	19:46	90	0:52
24	NONNENMACHER Emma	F	4	0	0	0	0	-2	0	0	0	0	0.00	8:44	2:11	16	0:32
29	BERGER Lea	D	4	0	0	0	0	0	0	0	0	0	0.00	0:41	0:10	1	0:41
31	PIANEL COURIAUT Violette	GK	2	0	0	0	0		0	0	0	0	0.00				
32	PHILBERT Alice	GK	4	0	0	0	0		0	0	0	0	0.00				
44	PEYNE--DINGIVAL Anais	F	4	0	1	1	0	-2	0	0	0	0	0.00	42:55	10:43	54	0:47
55	GALBRUN Sehana	F	4	0	0	0	0	-2	0	0	0	2	0.00	8:44	2:11	13	0:40
85	BOUDIN Clemence	F	4	0	0	0	0	-2	0	0	0	5	0.00	45:03	11:15	58	0:46
91	ZILLIOX Elina	D	4	0	0	0	2	-1	0	0	0	4	0.00	65:36	16:24	85	0:46

#### Goalkeeping Statistics

No.	Name	GPT	GKD	GPI	MIP	MIP%	GA	SVS	SOG	SVS%	GAA	SO	W	L
1	MAMERI Margaux		4	2	0	0:00	0.00	0	0	0	0.00	0.00	0	0
31	PIANEL COURIAUT Violette		4	2	0	0:00	0.00	0	0	0	0.00	0.00	0	0
32	PHILBERT Alice		4	4	4	239:47	100.00	12	167	179	93.30	3.00	0	3

#### Legend:

<b>+/-</b> Plus/minus net	<b>A</b> Assists	<b>AT/S</b> Average time per shift
<b>D</b> Defender	<b>F</b> Forward	<b>G</b> Goals
<b>GA</b> Goals against	<b>GAA</b> Goals against as average per 60 minutes	<b>GK</b> Goalkeeper
<b>GKD</b> Goalkeeper dressed	<b>GP</b> Games played	<b>GPI</b> Games played in
<b>GPT</b> Games played by team	<b>GWG</b> Game winning goals	<b>L</b> Number of games lost
<b>MIP</b> Minutes and seconds played	<b>MIP%</b> MIP as percentage	<b>M/G</b> Minutes per game
<b>No.</b> Jersey number	<b>PIM</b> Penalties in minutes	<b>Pos.</b> Position on team
<b>PPG</b> Power play goals	<b>PTS</b> Points	<b>SG%</b> Percentage of goals from total shots
<b>SHG</b> Shorthanded goals	<b>SO</b> Shutouts	<b>SOG</b> Shots on goal
<b>SVS</b> Saves	<b>SVS%</b> SVS as percentage of total SOG	<b>TM</b> Total minutes played
<b>TSh</b> Total shifts played	<b>W</b> Number of games won	



## Player Statistics by Team

Statistiche giocatori per squadra / Statistiques des joueurs par equipe

As of SAT 14 FEB 2026

Including Game 23

### GER - Germany

#### Playing Statistics

No.	Name	Pos.	GP	G	A	PTS	PIM	+/-	GWG	PPG	SHG	SOG	SG%	TM	M/G	TSh	AT/S
5	SCHAFFRATH Charlott	D	5	0	0	0	2	0	0	0	0	3	0.00	65:41	13:08	96	0:41
7	FELDMEIER Franziska	F	5	1	0	1	2	0	0	0	1	9	11.11	83:40	16:44	111	0:45
8	HARK Ronja	D	5	0	2	2	2	+1	0	0	0	5	0.00	105:33	21:06	155	0:40
9	VOIGT Svenja	F	5	0	0	0	0	-4	0	0	0	6	0.00	87:44	17:32	117	0:44
10	HACKELSMILLER Katharina	F	3	0	0	0	0	0	0	0	0	0	0.00	0:05	0:01	1	0:05
11	HADRASCHEK Nicola	F	5	2	2	4	0	+3	1	0	0	7	28.57	107:01	21:24	138	0:46
13	WELCKE Luisa	F	5	0	3	3	2	-2	0	0	0	18	0.00	92:01	18:24	125	0:44
14	STROBEL Carina	D	5	0	1	1	4	-3	0	0	0	3	0.00	118:11	23:38	149	0:47
16	SCHIEFER Jule	F	5	0	0	0	2	0	0	0	0	4	0.00	67:34	13:30	95	0:42
17	NIX Emily	F	5	2	1	3	4	+4	0	0	0	14	14.29	93:51	18:46	128	0:43
20	GLEISSNER Daria	D	5	1	3	4	4	+2	0	0	0	10	10.00	109:52	21:58	152	0:43
23	WELCKE Lilli	F	5	0	1	1	2	-3	0	0	0	6	0.00	96:15	19:15	128	0:45
25	KLUGE Laura	F	5	3	4	7	2	+6	1	1	0	8	37.50	101:36	20:19	139	0:43
26	SCHMITZ Tara	D	5	0	0	0	0	0	0	0	0	0	0.00	0:47	0:09	1	0:47
28	JOBST-SMITH Katarina	D	5	2	1	3	2	0	1	1	0	27	7.41	132:40	26:32	152	0:52
29	CHRISTOF Nina	F	5	0	0	0	4	0	0	0	0	1	0.00	19:06	3:49	33	0:34
34	HAIDER Celina	F	5	0	1	1	6	-1	0	0	0	4	0.00	73:40	14:44	94	0:47
35	ABSTREITER Sandra	GK	5	0	0	0	0		0	0	0	0	0.00				
41	HEINE Mathilda	F	5	0	0	0	0	0	0	0	0	0	0.00	18:05	3:37	28	0:38
44	HOPPE Hanna	D	5	0	0	0	0	0	0	0	0	2	0.00	57:48	11:33	93	0:37
70	HEMMERLE Lisa	GK	5	0	0	0	0		0	0	0	0	0.00				
71	BARTSCH Anne	F	5	0	0	0	2	-1	0	0	0	0	0.00	37:01	7:24	58	0:38
75	SCHULTES Chiara	GK	0	0	0	0	0		0	0	0	0	0.00				

#### Goalkeeping Statistics

No.	Name	GPT	GKD	GPI	MIP	MIP%	GA	SVS	SOG	SVS%	GAA	SO	W	L
35	ABSTREITER Sandra	5	5	5	301:07	100.00	13	127	140	90.71	2.59	0	3	2
70	HEMMERLE Lisa	5	5	0	0:00	0.00	0	0	0	0.00	0.00	0	0	0
75	SCHULTES Chiara	5	0	0	0:00	0.00	0	0	0	0.00	0.00	0	0	0

#### Legend:

<b>+/-</b> Plus/minus net	<b>A</b> Assists	<b>AT/S</b> Average time per shift
<b>D</b> Defender	<b>F</b> Forward	<b>G</b> Goals
<b>GA</b> Goals against	<b>GAA</b> Goals against as average per 60 minutes	<b>GK</b> Goalkeeper
<b>GKD</b> Goalkeeper dressed	<b>GP</b> Games played	<b>GPI</b> Games played in
<b>GPT</b> Games played by team	<b>GWG</b> Game winning goals	<b>L</b> Number of games lost
<b>MIP</b> Minutes and seconds played	<b>MIP%</b> MIP as percentage	<b>M/G</b> Minutes per game
<b>No.</b> Jersey number	<b>PIM</b> Penalties in minutes	<b>Pos.</b> Position on team
<b>PPG</b> Power play goals	<b>PTS</b> Points	<b>SG%</b> Percentage of goals from total shots
<b>SHG</b> Shorthanded goals	<b>SO</b> Shutouts	<b>SOG</b> Shots on goal
<b>SVS</b> Saves	<b>SVS%</b> SVS as percentage of total SOG	<b>TM</b> Total minutes played
<b>TSh</b> Total shifts played	<b>W</b> Number of games won	



## Player Statistics by Team

Statistiche giocatori per squadra / Statistiques des joueurs par equipe

As of FRI 13 FEB 2026

Including Game 22

### ITA - Italy

#### Playing Statistics

No.	Name	Pos.	GP	G	A	PTS	PIM	+/-	GWG	PPG	SHG	SOG	SG%	TM	M/G	TSh	AT/S
1	DURANTE Gabriella	GK	5	0	0	0	0		0	0	0	0	0.00				
2	VARANO Amie	D	5	0	0	0	0	-2	0	0	0	1	0.00	43:52	8:46	64	0:41
3	HEIDENBERGER Manuela	F	5	0	0	0	2	-1	0	0	0	3	0.00	50:43	10:08	77	0:39
4	SALETTA Carola	F	5	0	0	0	2	+1	0	0	0	0	0.00	24:59	4:59	37	0:40
8	CAUMO Anna	F	5	0	2	2	4	-3	0	0	0	9	0.00	107:14	21:26	125	0:51
10	ABATANGELO Aurora	F	5	0	0	0	0	-1	0	0	0	4	0.00	90:01	18:00	134	0:40
11	REYES Justine	F	5	1	0	1	0	-4	0	0	0	15	6.67	113:12	22:38	137	0:49
12	ROCCELLA Rebecca	F	5	1	0	1	0	-3	1	0	0	8	12.50	46:25	9:17	78	0:35
13	LOBIS Laura	D	5	0	2	2	2	+1	0	0	0	2	0.00	85:37	17:07	125	0:41
14	BONAFINI Eleonora	F	5	0	0	0	0	0	0	0	0	2	0.00	17:06	3:25	24	0:42
15	NICCOLAI Greta	F	5	0	0	0	0	-1	0	0	0	1	0.00	34:35	6:55	55	0:37
17	FANTIN Matilde	F	5	3	0	3	8	-4	0	1	0	18	16.67	106:25	21:17	136	0:46
18	STOCKER Franziska	D	5	1	0	1	6	-1	0	0	0	8	12.50	112:47	22:33	150	0:45
19	DELLA ROVERE Kristin	F	5	2	2	4	2	-4	1	0	0	20	10.00	118:41	23:44	137	0:51
21	MAZZOCCHI Marta	F	5	0	0	0	0	0	0	0	0	0	0.00	30:22	6:04	47	0:38
22	KANEPPELE Sara	F	5	0	0	0	2	-1	0	0	0	1	0.00	27:21	5:28	44	0:37
25	FEDEL Martina	GK	5	0	0	0	0		0	0	0	0	0.00				
27	GUERRIERO Kristen	D	5	0	0	0	2	-2	0	0	0	1	0.00	46:49	9:21	62	0:45
55	PIERRI Jacquie	D	5	0	0	0	0	-3	0	0	0	1	0.00	44:40	8:56	64	0:41
66	OSTONI Margherita	GK	0	0	0	0	0		0	0	0	0	0.00				
77	FORTINO Laura	D	5	0	1	1	0	-4	0	0	0	8	0.00	139:35	27:55	162	0:51
82	TUTINO Kayla	F	5	1	1	2	0	-3	0	0	0	8	12.50	89:16	17:51	124	0:43
93	MATTIVI Nadia	D	5	0	2	2	8	-4	0	0	0	8	0.00	130:28	26:05	165	0:47

#### Goalkeeping Statistics

No.	Name	GPT	GKD	GPI	MIP	MIP%	GA	SVS	SOG	SVS%	GAA	SO	W	L
1	DURANTE Gabriella	5	5	4	191:48	64.22	11	108	119	90.76	3.44	0	1	2
25	FEDEL Martina	5	5	2	106:53	35.78	6	41	47	87.23	3.37	0	1	1
66	OSTONI Margherita	5	0	0	0:00	0.00	0	0	0	0.00	0.00	0	0	0

#### Legend:

<b>+/-</b> Plus/minus net	<b>A</b> Assists	<b>AT/S</b> Average time per shift
<b>D</b> Defender	<b>F</b> Forward	<b>G</b> Goals
<b>GA</b> Goals against	<b>GAA</b> Goals against as average per 60 minutes	<b>GK</b> Goalkeeper
<b>GKD</b> Goalkeeper dressed	<b>GP</b> Games played	<b>GPI</b> Games played in
<b>GPT</b> Games played by team	<b>GWG</b> Game winning goals	<b>L</b> Number of games lost
<b>MIP</b> Minutes and seconds played	<b>MIP%</b> MIP as percentage	<b>M/G</b> Minutes per game
<b>No.</b> Jersey number	<b>PIM</b> Penalties in minutes	<b>Pos.</b> Position on team
<b>PPG</b> Power play goals	<b>PTS</b> Points	<b>SG%</b> Percentage of goals from total shots
<b>SHG</b> Shorthanded goals	<b>SO</b> Shutouts	<b>SOG</b> Shots on goal
<b>SVS</b> Saves	<b>SVS%</b> SVS as percentage of total SOG	<b>TM</b> Total minutes played
<b>TSh</b> Total shifts played	<b>W</b> Number of games won	



## Player Statistics by Team

Statistiche giocatori per squadra / Statistiques des joueurs par equipe

As of TUE 10 FEB 2026

Including Game 17

### JPN - Japan

#### Playing Statistics

No.	Name	Pos.	GP	G	A	PTS	PIM	+/-	GWG	PPG	SHG	SOG	SG%	TM	M/G	TSh	AT/S
2	KOIKE Shiori	D	4	0	0	0	0	-4	0	0	0	7	0.00	69:31	17:22	92	0:45
3	SHIGA Aoi	D	4	0	2	2	2	+1	0	0	0	5	0.00	85:34	21:23	111	0:46
4	HITOSATO Ayaka	D	4	0	0	0	0	-2	0	0	0	6	0.00	68:55	17:13	95	0:43
5	YAMASHITA Shiori	D	4	0	0	0	0	0	0	0	0	0	0.00	15:58	3:59	21	0:45
6	SATO Kohane	D	4	0	2	2	4	+1	0	0	0	7	0.00	86:38	21:39	105	0:49
7	SEKI Kanami	D	4	0	1	1	4	-2	0	0	0	2	0.00	58:14	14:33	83	0:42
8	HOSOYAMADA Akane	D	4	0	0	0	2	-4	0	0	0	5	0.00	81:09	20:17	99	0:49
9	AKIMOTO Nana	D	4	0	0	0	2	0	0	0	0	1	0.00	11:56	2:59	17	0:42
11	SHIGA Akane	F	4	1	2	3	2	-1	0	0	0	16	6.25	85:48	21:27	98	0:52
13	WAJIMA Yumeka	F	4	1	0	1	0	-2	0	0	0	11	9.09	73:34	18:23	95	0:46
14	TOKO Haruka	F	4	0	0	0	0	-3	0	0	0	9	0.00	75:53	18:58	86	0:52
15	UKITA Rui	F	4	2	0	2	2	-1	0	0	0	12	16.67	89:53	22:28	101	0:53
17	TADA Ai	F	4	0	0	0	0	0	0	0	0	1	0.00	14:25	3:36	17	0:50
18	MAEDA Suzuka	F	4	1	0	1	0	-3	1	0	0	2	50.00	74:15	18:33	89	0:50
19	ITO Makoto	F	4	1	0	1	2	-2	0	0	0	5	20.00	58:48	14:42	78	0:45
20	MASUHARA Miyuu	GK	3	0	0	0	0		0	0	0	0	0.00				
24	MIURA Mei	F	4	1	2	3	0	-1	0	1	0	9	11.11	77:22	19:20	89	0:52
27	KOYAMA Remi	F	4	0	1	1	0	-1	0	0	0	2	0.00	28:11	7:02	35	0:48
30	HALLORAN Rei	GK	1	0	0	0	0		0	0	0	0	0.00				
31	KAWAGUCHI Riko	GK	4	0	0	0	0		0	0	0	0	0.00				
40	NORO Rio	F	4	0	1	1	0	+1	0	0	0	6	0.00	59:02	14:45	74	0:47
41	NORO Riri	F	4	0	1	1	0	-2	0	0	0	2	0.00	60:40	15:10	79	0:46
91	ODAIRA Umeka	F	4	0	0	0	0	0	0	0	0	1	0.00	11:15	2:48	16	0:42

#### Goalkeeping Statistics

No.	Name	GPT	GKD	GPI	MIP	MIP%	GA	SVS	SOG	SVS%	GAA	SO	W	L
20	MASUHARA Miyuu	4	3	3	137:18	57.86	8	52	60	86.67	3.50	0	1	2
30	HALLORAN Rei	4	1	1	13:18	5.60	0	5	5	100.00	0.00	0	0	0
31	KAWAGUCHI Riko	4	4	2	86:42	36.54	6	37	43	86.05	4.15	0	0	1

#### Legend:

<b>+/-</b> Plus/minus net	<b>A</b> Assists	<b>AT/S</b> Average time per shift
<b>D</b> Defender	<b>F</b> Forward	<b>G</b> Goals
<b>GA</b> Goals against	<b>GAA</b> Goals against as average per 60 minutes	<b>GK</b> Goalkeeper
<b>GKD</b> Goalkeeper dressed	<b>GP</b> Games played	<b>GPI</b> Games played in
<b>GPT</b> Games played by team	<b>GWG</b> Game winning goals	<b>L</b> Number of games lost
<b>MIP</b> Minutes and seconds played	<b>MIP%</b> MIP as percentage	<b>M/G</b> Minutes per game
<b>No.</b> Jersey number	<b>PIM</b> Penalties in minutes	<b>Pos.</b> Position on team
<b>PPG</b> Power play goals	<b>PTS</b> Points	<b>SG%</b> Percentage of goals from total shots
<b>SHG</b> Shorthanded goals	<b>SO</b> Shutouts	<b>SOG</b> Shots on goal
<b>SVS</b> Saves	<b>SVS%</b> SVS as percentage of total SOG	<b>TM</b> Total minutes played
<b>TSh</b> Total shifts played	<b>W</b> Number of games won	



## Player Statistics by Team

Statistiche giocatori per squadra / Statistiques des joueurs par equipe

As of THU 19 FEB 2026

Including Game 27

### SUI - Switzerland

#### Playing Statistics

No.	Name	Pos.	GP	G	A	PTS	PIM	+/-	GWG	PPG	SHG	SOG	SG%	TM	M/G	TSh	AT/S
2	BUCHI Annic	D	7	0	0	0	4	-1	0	0	0	3	0.00	38:15	5:27	66	0:34
7	STALDER Lara	F	7	0	2	2	2	+3	0	0	0	15	0.00	130:01	18:34	173	0:45
8	QUENNEC Kaleigh	F	7	0	0	0	2	-3	0	0	0	4	0.00	36:59	5:17	54	0:41
9	SIGRIST Shannon	D	7	0	0	0	0	-9	0	0	0	2	0.00	99:45	14:15	156	0:38
11	ZIMMERMANN Laura	F	7	1	0	1	4	-3	0	0	0	6	16.67	96:29	13:47	158	0:36
12	RUEDI Lisa	F	7	0	0	0	0	-1	0	0	0	1	0.00	49:52	7:07	79	0:37
13	WEY Ivana	F	7	0	2	2	8	+1	0	0	0	12	0.00	133:40	19:05	186	0:43
15	MERIGUET Laure	D	7	0	0	0	0	0	0	0	0	0	0.00	96:35	13:47	134	0:43
16	VALLARIO Nicole	D	7	0	0	0	2	-3	0	0	0	5	0.00	147:09	21:01	205	0:43
17	CHRISTEN Lara	D	7	1	1	2	2	+4	0	0	0	6	16.67	175:10	25:01	221	0:47
18	WETLI Stefanie	D	7	0	0	0	2	-7	0	0	0	1	0.00	108:18	15:28	179	0:36
20	BRAENDLI Andrea	GK	5	0	0	0	0		0	0	0	0	0.00				
21	ENZLER Rahel	F	7	1	2	3	0	+2	0	0	0	14	7.14	115:48	16:32	161	0:43
22	LEEMANN Sinja	F	7	1	0	1	2	-3	0	0	0	8	12.50	111:42	15:57	172	0:38
25	MULLER Alina	F	7	4	2	6	4	+2	2	1	1	21	19.05	153:46	21:58	207	0:44
26	HERZIG Naemi	F	7	0	0	0	0	-5	0	0	0	2	0.00	91:25	13:03	144	0:38
28	MARTI Alina	F	7	0	1	1	2	0	0	0	0	4	0.00	125:14	17:53	174	0:43
29	MAURER Saskia	GK	7	0	0	0	0		0	0	0	0	0.00				
53	SCHAEFER Vanessa	F	7	0	0	0	0	-4	0	0	0	2	0.00	64:12	9:10	90	0:42
68	BALZER Leoni	F	7	0	0	0	0	-3	0	0	0	4	0.00	61:42	8:48	84	0:44
70	WAGNER Monja	GK	2	0	0	0	0		0	0	0	0	0.00				
71	LUTZ Lena Marie	F	7	0	0	0	4	-6	0	0	0	5	0.00	106:14	15:10	148	0:43
82	BAECHLER Alessia	D	7	0	0	0	0	+3	0	0	0	4	0.00	169:08	24:09	213	0:47

#### Goalkeeping Statistics

No.	Name	GPT	GKD	GPI	MIP	MIP%	GA	SVS	SOG	SVS%	GAA	SO	W	L
20	BRAENDLI Andrea		7	5	4	247:51	57.35	8	161	169	95.27	1.94	1	2
29	MAURER Saskia		7	7	3	184:21	42.65	10	112	122	91.80	3.25	0	0
70	WAGNER Monja		7	2	0	0:00	0.00	0	0	0	0.00	0.00	0	0

#### Legend:

<b>+/-</b> Plus/minus net	<b>A</b> Assists	<b>AT/S</b> Average time per shift
<b>D</b> Defender	<b>F</b> Forward	<b>G</b> Goals
<b>GA</b> Goals against	<b>GAA</b> Goals against as average per 60 minutes	<b>GK</b> Goalkeeper
<b>GKD</b> Goalkeeper dressed	<b>GP</b> Games played	<b>GPI</b> Games played in
<b>GPT</b> Games played by team	<b>GWG</b> Game winning goals	<b>L</b> Number of games lost
<b>MIP</b> Minutes and seconds played	<b>MIP%</b> MIP as percentage	<b>M/G</b> Minutes per game
<b>No.</b> Jersey number	<b>PIM</b> Penalties in minutes	<b>Pos.</b> Position on team
<b>PPG</b> Power play goals	<b>PTS</b> Points	<b>SG%</b> Percentage of goals from total shots
<b>SHG</b> Shorthanded goals	<b>SO</b> Shutouts	<b>SOG</b> Shots on goal
<b>SVS</b> Saves	<b>SVS%</b> SVS as percentage of total SOG	<b>TM</b> Total minutes played
<b>TSh</b> Total shifts played	<b>W</b> Number of games won	



## Player Statistics by Team

Statistiche giocatori per squadra / Statistiques des joueurs par equipe

As of THU 19 FEB 2026

Including Game 27

### SWE - Sweden

#### Playing Statistics

No.	Name	Pos.	GP	G	A	PTS	PIM	+/-	GWG	PPG	SHG	SOG	SG%	TM	M/G	TSh	AT/S
1	SVENSSON TRAFF Ebba	GK	6	0	0	0	0		0	0	0	0	0.00				
4	ANDERSSON Linnea	D	7	0	1	1	0	+3	0	0	0	2	0.00	34:12	4:53	53	0:38
7	JUNGAKER Mira	D	7	2	0	2	6	-1	0	1	0	27	7.41	164:20	23:28	214	0:46
8	SVENSSON Hilda	F	7	1	6	7	0	+2	0	0	0	27	3.70	112:17	16:02	158	0:42
9	ADOLFSSON Jessica	D	7	1	0	1	2	+4	0	0	0	8	12.50	135:22	19:20	189	0:42
11	BOUVENG Josefin	F	7	1	1	2	0	+3	0	0	0	17	5.88	97:43	13:57	122	0:48
12	NYLEN PERSSON Maja	D	7	0	3	3	0	-1	0	0	0	13	0.00	171:44	24:32	229	0:44
14	KARLSSON Ida	D	7	0	1	1	4	+2	0	0	0	1	0.00	106:47	15:15	165	0:38
15	JOHANSSON Lisa	F	7	1	3	4	0	+2	0	0	0	26	3.85	127:10	18:10	159	0:47
17	LUNDIN Sofie	F	7	1	1	2	0	+2	1	0	0	13	7.69	101:08	14:26	139	0:43
19	HJALMARSSON Sara	F	7	2	3	5	6	0	0	1	0	19	10.53	144:00	20:34	183	0:47
22	THUVIK Hanna	F	7	2	2	4	0	+4	1	0	0	8	25.00	125:11	17:53	166	0:45
23	JOHANSSON Thea	F	7	4	3	7	8	+3	1	0	0	21	19.05	123:02	17:34	172	0:42
24	HEDQVIST Ebba	F	6	0	0	0	0	+1	0	0	0	5	0.00	43:03	7:10	65	0:39
25	LJUNGBLOM Lina	F	7	2	1	3	0	+3	1	1	0	12	16.67	89:04	12:43	129	0:41
26	OLSSON Hanna	F	7	3	4	7	0	+3	1	2	0	11	27.27	129:50	18:32	174	0:44
29	WIKNER ZIENKIEWICZ Felizia	F	7	0	1	1	0	-1	0	0	0	1	0.00	42:11	6:01	64	0:39
30	SODERBERG Emma	GK	7	0	0	0	0		0	0	0	0	0.00				
34	HALLIN Mira	F	7	1	0	1	0	+1	0	0	0	7	14.29	75:37	10:48	118	0:38
35	HOLM Tindra	GK	1	0	0	0	0		0	0	0	0	0.00				
55	RAUNIO Jenna	D	6	0	4	4	0	+4	0	0	0	9	0.00	71:44	11:57	99	0:43
71	KJELLBIN Anna	D	7	0	2	2	8	+6	0	0	0	8	0.00	147:02	21:00	206	0:42
89	HALL Nicole	F	7	0	0	0	2	+2	0	0	0	8	0.00	60:53	8:41	95	0:38

#### Goalkeeping Statistics

No.	Name	GPT	GKD	GPI	MIP	MIP%	GA	SVS	SOG	SVS%	GAA	SO	W	L
1	SVENSSON TRAFF Ebba	7	6	6	345:19	80.47	8	124	132	93.94	1.39	2	4	2
30	SODERBERG Emma	7	7	2	83:50	19.53	1	24	25	96.00	0.72	1	1	0
35	HOLM Tindra	7	1	0	0:00	0.00	0	0	0	0.00	0.00	0	0	0

#### Legend:

<b>+/-</b> Plus/minus net	<b>A</b> Assists	<b>AT/S</b> Average time per shift
<b>D</b> Defender	<b>F</b> Forward	<b>G</b> Goals
<b>GA</b> Goals against	<b>GAA</b> Goals against as average per 60 minutes	<b>GK</b> Goalkeeper
<b>GKD</b> Goalkeeper dressed	<b>GP</b> Games played	<b>GPI</b> Games played in
<b>GPT</b> Games played by team	<b>GWG</b> Game winning goals	<b>L</b> Number of games lost
<b>MIP</b> Minutes and seconds played	<b>MIP%</b> MIP as percentage	<b>M/G</b> Minutes per game
<b>No.</b> Jersey number	<b>PIM</b> Penalties in minutes	<b>Pos.</b> Position on team
<b>PPG</b> Power play goals	<b>PTS</b> Points	<b>SG%</b> Percentage of goals from total shots
<b>SHG</b> Shorthanded goals	<b>SO</b> Shutouts	<b>SOG</b> Shots on goal
<b>SVS</b> Saves	<b>SVS%</b> SVS as percentage of total SOG	<b>TM</b> Total minutes played
<b>TSh</b> Total shifts played	<b>W</b> Number of games won	



## Player Statistics by Team

Statistiche giocatori per squadra / Statistiques des joueurs par equipe

As of THU 19 FEB 2026

Including Game 28

### USA - United States of America

#### Playing Statistics

No.	Name	Pos.	GP	G	A	PTS	PIM	+/-	GWG	PPG	SHG	SOG	SG%	TM	M/G	TSh	AT/S
2	STECKLEIN Lee	D	7	0	2	2	0	+4	0	0	0	4	0.00	95:24	13:37	136	0:42
3	BARNES Cayla	D	7	1	0	1	2	+7	1	0	0	8	12.50	112:34	16:04	155	0:43
4	HARVEY Caroline	D	7	2	7	9	0	+14	1	0	0	28	7.14	159:04	22:43	177	0:53
5	KELLER Megan	D	7	3	6	9	0	+9	2	0	0	19	15.79	149:30	21:21	186	0:48
6	GUILDAY Rory	D	7	0	0	0	4	+2	0	0	0	0	0.00	27:53	3:59	46	0:36
8	WINN Haley	D	7	1	3	4	0	+11	1	0	0	14	7.14	133:52	19:07	149	0:53
9	SIMMS Kirsten	F	7	1	0	1	6	+2	0	1	0	7	14.29	67:48	9:41	90	0:45
10	EDWARDS Laila	D	7	2	6	8	2	+8	0	0	0	18	11.11	153:13	21:53	182	0:50
12	PANNEK Kelly	F	7	0	2	2	0	+4	0	0	0	5	0.00	92:26	13:12	141	0:39
13	ZUMWINKLE Grace	F	7	0	1	1	0	+5	0	0	0	12	0.00	83:39	11:57	126	0:39
16	SCAMURRA Hayley	F	7	3	0	3	2	+5	0	0	0	12	25.00	64:19	9:11	106	0:36
17	CURL Britta	F	7	1	5	6	2	+6	0	0	1	12	8.33	99:29	14:12	143	0:41
21	KNIGHT Hilary	F	7	3	3	6	0	+4	0	1	0	22	13.64	116:00	16:34	142	0:49
22	JANECKE Tessa	F	7	0	5	5	0	+7	0	0	0	17	0.00	101:01	14:25	134	0:45
23	BILKA Hannah	F	7	4	3	7	0	+8	0	0	0	23	17.39	108:08	15:26	141	0:46
24	DUNNE Joy	F	7	2	3	5	2	+7	1	0	0	21	9.52	90:28	12:55	132	0:41
25	CARPENTER Alex	F	7	3	3	6	0	+8	1	2	0	21	14.29	115:43	16:31	146	0:47
26	COYNE Kendall	F	7	3	0	3	0	+5	0	0	0	19	15.79	90:09	12:52	131	0:41
27	HEISE Taylor	F	7	2	3	5	2	+9	0	0	0	12	16.67	115:29	16:29	153	0:45
30	McNAUGHTON Ava	GK	1	0	0	0	0		0	0	0	0	0.00				
31	FRANKEL Aerin	GK	6	0	0	0	0		0	0	0	0	0.00				
33	PHILIPS Gwyneth	GK	7	0	0	0	2		0	0	0	0	0.00				
37	MURPHY Abby	F	7	2	5	7	6	+8	0	0	0	18	11.11	109:53	15:41	144	0:45

#### Goalkeeping Statistics

No.	Name	GPT	GKD	GPI	MIP	MIP%	GA	SVS	SOG	SVS%	GAA	SO	W	L
30	McNAUGHTON Ava	7	1	1	1:48	0.42	0	1	1	100.00	0.00	0	0	0
31	FRANKEL Aerin	7	6	5	303:48	71.68	2	97	99	97.98	0.39	3	4	0
33	PHILIPS Gwyneth	7	7	2	118:12	27.89	0	26	26	100.00	0.00	1	2	0

#### Legend:

<b>+/-</b> Plus/minus net	<b>A</b> Assists	<b>AT/S</b> Average time per shift
<b>D</b> Defender	<b>F</b> Forward	<b>G</b> Goals
<b>GA</b> Goals against	<b>GAA</b> Goals against as average per 60 minutes	<b>GK</b> Goalkeeper
<b>GKD</b> Goalkeeper dressed	<b>GP</b> Games played	<b>GPI</b> Games played in
<b>GPT</b> Games played by team	<b>GWG</b> Game winning goals	<b>L</b> Number of games lost
<b>MIP</b> Minutes and seconds played	<b>MIP%</b> MIP as percentage	<b>M/G</b> Minutes per game
<b>No.</b> Jersey number	<b>PIM</b> Penalties in minutes	<b>Pos.</b> Position on team
<b>PPG</b> Power play goals	<b>PTS</b> Points	<b>SG%</b> Percentage of goals from total shots
<b>SHG</b> Shorthanded goals	<b>SO</b> Shutouts	<b>SOG</b> Shots on goal
<b>SVS</b> Saves	<b>SVS%</b> SVS as percentage of total SOG	<b>TM</b> Total minutes played
<b>TSh</b> Total shifts played	<b>W</b> Number of games won	



## Team Statistics

Statistiche squadra / Statistiques des équipes

As of THU 19 FEB 2026

Including Game 28

### Scoring Efficiency

(Ranked by highest SG% / highest GP)

Rank	Team	GP	GF	SSG	SOG	SG%
1	USA	7	33	259	292	<b>11.30</b>
2	CAN	7	22	230	252	<b>8.73</b>
3	GER	5	11	116	127	<b>8.66</b>
3	SWE	7	21	222	243	<b>8.64</b>
5	ITA	5	9	109	118	<b>7.63</b>
6	SUI	7	9	111	120	<b>7.50</b>
7	JPN	4	7	102	109	<b>6.42</b>
8	FRA	4	4	64	68	<b>5.88</b>
9	CZE	5	7	115	122	<b>5.74</b>
10	FIN	5	3	121	124	<b>2.42</b>

### Power Play

(Ranked by highest PP% / highest GP)

Rank	Team	GP	ADV	PPGF	PP%	TPP	M:S
1	CAN	7	22	7	<b>31.82</b>	34:49	4:58
2	SWE	7	20	5	<b>25.00</b>	33:19	6:39
3	FRA	4	8	2	<b>25.00</b>	12:16	6:08
4	USA	7	21	4	<b>19.05</b>	33:30	8:22
5	FIN	5	11	2	<b>18.18</b>	18:41	9:20
6	GER	5	16	2	<b>12.50</b>	26:53	13:26
7	JPN	4	9	1	<b>11.11</b>	15:02	15:02
8	CZE	5	12	1	<b>8.33</b>	24:53	24:53
8	ITA	5	12	1	<b>8.33</b>	21:53	21:53
10	SUI	7	13	1	<b>7.69</b>	24:46	24:46

### Penalty Killing

(Ranked by highest PK% / highest GP)

Rank	Team	GP	DVG	PPGA	PK%	TSH	M:S
1	USA	7	14	0	<b>100.00</b>	27:02	0:00
2	ITA	5	16	1	<b>93.75</b>	30:06	30:06
3	SWE	7	13	1	<b>92.31</b>	22:49	22:49
4	CAN	7	15	2	<b>86.67</b>	28:25	14:12
5	FIN	5	12	2	<b>83.33</b>	21:00	10:30
6	FRA	4	12	2	<b>83.33</b>	20:15	10:07
7	GER	5	20	5	<b>75.00</b>	32:28	6:29
8	SUI	7	18	5	<b>72.22</b>	28:23	5:40
9	CZE	5	15	5	<b>66.67</b>	23:34	4:42
10	JPN	4	9	3	<b>66.67</b>	12:00	4:00

### Goalkeeping

(Ranked by highest SVS%)

Rank	Team	GP	GA	SVS	SOG	SVS%	GAA	SHGA	PPGA	SO	ENG
1	USA	7	2	124	126	<b>98.41</b>	0.28	1	0	5	0
2	SWE	7	9	148	157	<b>94.27</b>	1.26	0	1	3	0
3	SUI	7	18	273	291	<b>93.81</b>	2.50	0	5	1	0
4	FRA	4	13	167	180	<b>92.78</b>	3.25	0	2	0	1
5	CAN	7	10	117	127	<b>92.13</b>	1.41	1	2	2	0
6	GER	5	13	127	140	<b>90.71</b>	2.59	0	5	0	0
7	ITA	5	17	149	166	<b>89.76</b>	3.41	1	1	0	0
8	CZE	5	16	139	155	<b>89.68</b>	3.16	0	5	1	1
9	FIN	5	14	111	125	<b>88.80</b>	2.83	1	2	0	0
10	JPN	4	14	94	108	<b>87.04</b>	3.54	0	3	0	0

### Penalties

(Ranked by highest PIM)

Rank	Team	GP	2	5	10	GM	PIM	PAVG
1	GER	5	21	0	0	0	<b>42</b>	8:24
2	CAN	7	19	0	0	0	<b>38</b>	5:25
2	ITA	5	19	0	0	0	<b>38</b>	7:36
2	SUI	7	19	0	0	0	<b>38</b>	5:25
5	SWE	7	18	0	0	0	<b>36</b>	5:08
6	CZE	5	17	0	0	0	<b>34</b>	6:48
7	USA	7	16	0	0	0	<b>32</b>	4:34
8	FRA	4	14	0	0	0	<b>28</b>	7:00
9	FIN	5	13	0	0	0	<b>26</b>	5:12
10	JPN	4	10	0	0	0	<b>20</b>	5:00

### Shorthanded Goals

(Ranked by highest NET / lowest GP)

Rank	Team	GP	SHGF	SHGA	NET
1	GER	5	1	0	<b>+1</b>
2	SUI	7	1	0	<b>+1</b>
3	FRA	4	0	0	<b>0</b>
3	JPN	4	0	0	<b>0</b>
5	CZE	5	0	0	<b>0</b>
6	CAN	7	1	1	<b>0</b>
6	SWE	7	0	0	<b>0</b>
6	USA	7	1	1	<b>0</b>
9	FIN	5	0	1	<b>-1</b>
9	ITA	5	0	1	<b>-1</b>

### Attendance

(Ranked by highest average attendance)

Rank	Team	GP	Spect	AVG
1	USA	7	53126	<b>7589</b>
2	SUI	7	49325	<b>7046</b>
3	CAN	7	47748	<b>6821</b>
4	ITA	5	31680	<b>6336</b>
5	SWE	7	39647	<b>5663</b>
6	FRA	4	20280	<b>5070</b>
7	CZE	5	23759	<b>4751</b>
8	FIN	5	18950	<b>3790</b>
9	GER	5	17675	<b>3535</b>
10	JPN	4	14070	<b>3517</b>
	<b>Total</b>	<b>28</b>	<b>158130</b>	<b>5647</b>

#### Legend:

<b>2</b> Two (2) minute penalties	<b>5</b> Five (5) minute penalties	<b>10</b> Ten (10) minute penalties
<b>ADV</b> Advantage (times on power play)	<b>AVG</b> Average	<b>DVG</b> Disadvantage (number of times shorthanded)
<b>ENG</b> Empty net goals	<b>GA</b> Goals against	<b>GAA</b> Goals against as average per 60 minutes
<b>GF</b> Goals for	<b>GM</b> Game misconducts	<b>GP</b> Games played
<b>M:S</b> Average time in min. and sec.	<b>NET</b> SHGF - SHGA	<b>PAVG</b> PIM in average
<b>PIM</b> Penalties in minutes	<b>PK%</b> Penalty killing percentage	<b>PPGA</b> Power play goals against
<b>PPGF</b> Power play goals for	<b>PP%</b> Power play eff. as percentage	<b>SG%</b> Percentage of goals from total shots
<b>SHGA</b> Shorthanded goals against	<b>SHGF</b> Shorthanded goals for	<b>SO</b> Shutouts
<b>SOG</b> Shots on goal	<b>Spect</b> Spectators	<b>SSG</b> Shots saved by goalkeeper
<b>SVS</b> Saves	<b>SVS%</b> SVS as percentage of total SOG	<b>TPP</b> Time of power play
<b>TSH</b> Time shorthanded in min. and sec.		



## Goalkeepers

Portieri / Gardiens de but  
As of THU 19 FEB 2026  
Including Game 28

(Ranked by highest SVS% / lowest GAA / highest GPI)

Rank	Name	No.	Team	GKD	GPI	MIP	MIP%	SOG	GA	SVS	SVS%	GAA	PPGA	SHGA	SO
1	FRANKEL Aerin	31	USA	6	5	303:48	71.68	99	2	97	<b>97.98</b>	0.39	0	1	3
2	BRAENDLI Andrea	20	SUI	5	4	247:51	57.35	169	8	161	<b>95.27</b>	1.94	0	0	1
3	SVENSSON TRAFF Ebba	1	SWE	6	6	345:19	80.47	132	8	124	<b>93.94</b>	1.39	1	0	2
4	PHILBERT Alice	32	FRA	4	4	239:47	100.00	179	12	167	<b>93.30</b>	3.00	2	0	0
5	PESLAROVA Klara	29	CZE	4	3	179:14	58.91	89	6	83	<b>93.26</b>	2.01	2	0	1
6	MAURER Saskia	29	SUI	7	3	184:21	42.65	122	10	112	<b>91.80</b>	3.25	5	0	0
7	DESBIENS Ann-Renee	35	CAN	5	5	296:00	69.79	104	9	95	<b>91.35</b>	1.82	2	0	1
8	DURANTE Gabriella	1	ITA	5	4	191:48	64.22	119	11	108	<b>90.76</b>	3.44	0	1	0
9	ABSTREITER Sandra	35	GER	5	5	301:07	100.00	140	13	127	<b>90.71</b>	2.59	5	0	0
10	AHOLA Sanni	1	FIN	4	4	238:03	80.26	101	12	89	<b>88.12</b>	3.02	2	1	0
11	MASUHARA Miyuu	20	JPN	3	3	137:18	57.86	60	8	52	<b>86.67</b>	3.50	2	0	0

(Goalkeepers with less than 40% of their team's total minutes (MIP% less 40))

Name	No.	Team	GKD	GPI	MIP	MIP%	SOG	GA	SVS	SVS%	GAA	PPGA	SHGA	SO
PHILIPS Gwyneth	33	USA	7	2	118:12	27.89	26	0	26	<b>100.00</b>	0.00	0	0	1
HALLORAN Rei	30	JPN	1	1	13:18	5.60	5	0	5	<b>100.00</b>	0.00	0	0	0
McNAUGHTON Ava	30	USA	1	1	1:48	0.42	1	0	1	<b>100.00</b>	0.00	0	0	0
SODERBERG Emma	30	SWE	7	2	83:50	19.53	25	1	24	<b>96.00</b>	0.72	0	0	1
MASCHMEYER Emerance	38	CAN	7	3	128:07	30.21	23	1	22	<b>95.65</b>	0.47	0	1	1
KEISALA Anni	36	FIN	4	1	58:32	19.74	24	2	22	<b>91.67</b>	2.05	0	0	0
HESOVA Michaela	1	CZE	4	2	111:09	36.53	53	5	48	<b>90.57</b>	2.70	3	0	0
FEDEL Martina	25	ITA	5	2	106:53	35.78	47	6	41	<b>87.23</b>	3.37	1	0	0
KAWAGUCHI Riko	31	JPN	4	2	86:42	36.54	43	6	37	<b>86.05</b>	4.15	1	0	0
PEJSOVA Julie	32	CZE	2	1	13:51	4.55	11	3	8	<b>72.73</b>	13.00	0	0	0

### Legend:

<b>GA</b> Goals against	<b>GAA</b> Goals against as average per 60 minutes	<b>GKD</b> Goalkeeper dressed
<b>GPI</b> Games played in	<b>MIP</b> Minutes and seconds played	<b>MIP%</b> MIP as percentage
<b>No.</b> Jersey number	<b>PPGA</b> Power play goals against	<b>SHGA</b> Shorthanded goals against
<b>SO</b> Shutouts (no GA in a game)	<b>SOG</b> Shots on goal (G+SSG)	<b>SVS</b> Saves
<b>SVS%</b> SVS as percentage of total SOG		



**Scoring Leaders**  
Migliori giocatori / Meilleurs marqueurs  
As of THU 19 FEB 2026  
Including Game 28

(Ranked by highest PTS/ highest G/ lowest GP)

Rank	Name	No.	Team	Pos.	GP	G	A	PTS	PIM	+/-
1	KELLER Megan	5	USA	D	7	3	6	9	0	+9
2	HARVEY Caroline	4	USA	D	7	2	7	9	0	+14
3	EDWARDS Laila	10	USA	D	7	2	6	8	2	+8
3	WATTS Daryl	95	CAN	F	7	2	6	8	2	+2
5	BILKA Hannah	23	USA	F	7	4	3	7	0	+8
5	JOHANSSON Thea	23	SWE	F	7	4	3	7	8	+3
7	KLUGE Laura	25	GER	F	5	3	4	7	2	+6
8	OLSSON Hanna	26	SWE	F	7	3	4	7	0	+3
9	MURPHY Abbey	37	USA	F	7	2	5	7	6	+8
10	SVENSSON Hilda	8	SWE	F	7	1	6	7	0	+2
11	MULLER Alina	25	SUI	F	7	4	2	6	4	+2
12	CARPENTER Alex	25	USA	F	7	3	3	6	0	+8
12	FILLIER Sarah	10	CAN	F	7	3	3	6	6	+2
12	KNIGHT Hilary	21	USA	F	7	3	3	6	0	+4
15	CURL Britta	17	USA	F	7	1	5	6	2	+6
16	GOSLING Julia	88	CAN	F	7	3	2	5	0	+2
16	O'NEILL Kristin	43	CAN	F	7	3	2	5	2	+6
18	DUNNE Joy	24	USA	F	7	2	3	5	2	+7
18	HEISE Taylor	27	USA	F	7	2	3	5	2	+9
18	HJALMARSSON Sara	19	SWE	F	7	2	3	5	6	0
21	JANECKE Tessa	22	USA	F	7	0	5	5	0	+7
22	MLYNKOVA Natalie	19	CZE	F	5	3	1	4	0	+2
22	POULIN Marie-Philip	29	CAN	F	5	3	1	4	2	+1
24	DELLA ROVERE Kristin	19	ITA	F	5	2	2	4	2	-4
24	HADRASCHEK Nicola	11	GER	F	5	2	2	4	0	+3
26	THUVIK Hanna	22	SWE	F	7	2	2	4	0	+4
27	GLEISSNER Daria	20	GER	D	5	1	3	4	4	+2
28	JOHANSSON Lisa	15	SWE	F	7	1	3	4	0	+2
28	STACEY Laura	7	CAN	F	7	1	3	4	2	+3
28	THOMPSON Claire	42	CAN	D	7	1	3	4	4	+2
28	WINN Haley	8	USA	D	7	1	3	4	0	+11

Legend:					
<b>+/-</b>	Plus/minus net	<b>A</b>	Assists	<b>D</b>	Defender
<b>F</b>	Forward	<b>G</b>	Goals	<b>GP</b>	Games played
<b>No.</b>	Jersey number	<b>PIM</b>	Penalties in minutes	<b>Pos.</b>	Position
<b>PTS</b>	Points				



**Goal Scoring Leaders**  
Migliori marcatori / Meilleurs buteurs  
As of THU 19 FEB 2026  
Including Game 28

(Ranked by highest G/ lowest GP)

Rank	Name	No.	Team	Pos.	GP	G	S	SG%	PPG	SHG	+/-
1	BILKA Hannah	23	USA	F	7	4	23	17.39	0	0	+8
1	JOHANSSON Thea	23	SWE	F	7	4	21	19.05	0	0	+3
1	MULLER Alina	25	SUI	F	7	4	21	19.05	1	1	+2
4	FANTIN Matilde	17	ITA	F	5	3	18	16.67	1	0	-4
4	KLUGE Laura	25	GER	F	5	3	8	37.50	1	0	+6
4	MLYNKOVA Natalie	19	CZE	F	5	3	20	15.00	1	0	+2
4	POULIN Marie-Philip	29	CAN	F	5	3	16	18.75	1	0	+1
8	CARPENTER Alex	25	USA	F	7	3	21	14.29	2	0	+8
8	COYNE Kendall	26	USA	F	7	3	19	15.79	0	0	+5
8	FILLIER Sarah	10	CAN	F	7	3	23	13.04	2	0	+2
8	GOSLING Julia	88	CAN	F	7	3	12	25.00	3	0	+2
8	KELLER Megan	5	USA	D	7	3	19	15.79	0	0	+9
8	KNIGHT Hilary	21	USA	F	7	3	22	13.64	1	0	+4
8	O'NEILL Kristin	43	CAN	F	7	3	7	42.86	0	1	+6
8	OLSSON Hanna	26	SWE	F	7	3	11	27.27	2	0	+3
8	SCAMURRA Hayley	16	USA	F	7	3	12	25.00	0	0	+5
17	de SERRES Gabrielle	5	FRA	D	4	2	3	66.67	2	0	-6
17	UKITA Rui	15	JPN	F	4	2	12	16.67	0	0	-1
19	DELLA ROVERE Kristin	19	ITA	F	5	2	20	10.00	0	0	-4
19	HADRASCHEK Nicola	11	GER	F	5	2	7	28.57	0	0	+3
19	JOBST-SMITH Katarina	28	GER	D	5	2	27	7.41	1	0	0
19	NIX Emily	17	GER	F	5	2	14	14.29	0	0	+4
23	CLARK Emily	26	CAN	F	7	2	11	18.18	0	0	+1
23	DUNNE Joy	24	USA	F	7	2	21	9.52	0	0	+7
23	EDWARDS Laila	10	USA	D	7	2	18	11.11	0	0	+8
23	HARVEY Caroline	4	USA	D	7	2	28	7.14	0	0	+14
23	HEISE Taylor	27	USA	F	7	2	12	16.67	0	0	+9
23	HJALMARSSON Sara	19	SWE	F	7	2	19	10.53	1	0	0
23	JUNGAKE Mira	7	SWE	D	7	2	27	7.41	1	0	-1
23	LJUNGBLOM Lina	25	SWE	F	7	2	12	16.67	1	0	+3
23	MURPHY Abbey	37	USA	F	7	2	18	11.11	0	0	+8
23	THUVIK Hanna	22	SWE	F	7	2	8	25.00	0	0	+4
23	WATTS Daryl	95	CAN	F	7	2	16	12.50	0	0	+2

**Legend:**

<b>+/-</b>	Plus/minus net	<b>D</b>	Defender	<b>F</b>	Forward	<b>G</b>	Goals
<b>GP</b>	Games played	<b>No.</b>	Jersey number	<b>Pos.</b>	Position	<b>PPG</b>	Power play goals
<b>S</b>	Shots	<b>SG%</b>	Percentage of goals from total shots	<b>SHG</b>	Shorthanded goals		



**Assist Leaders**  
Migliori realizzatori di assist / Meilleurs assistants  
As of THU 19 FEB 2026  
Including Game 28

(Ranked by highest A/ lowest GP)

Rank	Name	No.	Team	Pos.	GP	A	+/-
1	HARVEY Caroline	4	USA	D	7	7	+14
2	EDWARDS Laila	10	USA	D	7	6	+8
2	KELLER Megan	5	USA	D	7	6	+9
2	SVENSSON Hilda	8	SWE	F	7	6	+2
2	WATTS Daryl	95	CAN	F	7	6	+2
6	CURL Britta	17	USA	F	7	5	+6
6	JANECKE Tessa	22	USA	F	7	5	+7
6	MURPHY Abbey	37	USA	F	7	5	+8
9	KLUGE Laura	25	GER	F	5	4	+6
10	RAUNIO Jenna	55	SWE	D	6	4	+4
11	FAST Renata	14	CAN	D	7	4	-1
11	OLSSON Hanna	26	SWE	F	7	4	+3
13	GLEISSNER Daria	20	GER	D	5	3	+2
13	WELCKE Luisa	13	GER	F	5	3	-2
15	BILKA Hannah	23	USA	F	7	3	+8
15	CARPENTER Alex	25	USA	F	7	3	+8
15	DUNNE Joy	24	USA	F	7	3	+7
15	FILLIER Sarah	10	CAN	F	7	3	+2
15	HEISE Taylor	27	USA	F	7	3	+9
15	HJALMARSSON Sara	19	SWE	F	7	3	0
15	JAQUES Sophie	2	CAN	D	7	3	+5
15	JOHANSSON Lisa	15	SWE	F	7	3	+2
15	JOHANSSON Thea	23	SWE	F	7	3	+3
15	KNIGHT Hilary	21	USA	F	7	3	+4
15	NYLEN PERSSON Maja	12	SWE	D	7	3	-1
15	SHELTON Ella	17	CAN	D	7	3	+4
15	STACEY Laura	7	CAN	F	7	3	+3
15	THOMPSON Claire	42	CAN	D	7	3	+2
15	WINN Haley	8	USA	D	7	3	+11
30	le SCODAN Manon	22	FRA	F	4	2	+1
30	MIURA Mei	24	JPN	F	4	2	-1
30	SATO Kohane	6	JPN	D	4	2	+1
30	SHIGA Akane	11	JPN	F	4	2	-1
30	SHIGA Aoi	3	JPN	D	4	2	+1

Legend:							
+/-	Plus/minus net	<b>A</b>	Assists	<b>D</b>	Defender	<b>F</b>	Forward
GP	Games played	<b>No.</b>	Jersey number	<b>Pos.</b>	Position		



**Defenders Scoring Leaders**  
Migliori difensori / Meilleurs défenseurs marqueurs  
As of THU 19 FEB 2026  
Including Game 28

(Ranked by highest PTS / highest G / lowest GP)

Rank	Name	No.	Team	GP	G	A	PTS	PIM	+/-
1	KELLER Megan	5	USA	7	3	6	9	0	+9
2	HARVEY Caroline	4	USA	7	2	7	9	0	+14
3	EDWARDS Laila	10	USA	7	2	6	8	2	+8
4	GLEISSNER Daria	20	GER	5	1	3	4	4	+2
5	THOMPSON Claire	42	CAN	7	1	3	4	4	+2
5	WINN Haley	8	USA	7	1	3	4	0	+11
7	RAUNIO Jenna	55	SWE	6	0	4	4	0	+4
8	FAST Renata	14	CAN	7	0	4	4	2	-1
9	JOBST-SMITH Katarina	28	GER	5	2	1	3	2	0
10	JAQUES Sophie	2	CAN	7	0	3	3	0	+5
10	NYLEN PERSSON Maja	12	SWE	7	0	3	3	0	-1
10	SHELTON Ella	17	CAN	7	0	3	3	2	+4
13	de SERRES Gabrielle	5	FRA	4	2	0	2	0	-6
14	JUNGAKER Mira	7	SWE	7	2	0	2	6	-1
15	CHRISTEN Lara	17	SUI	7	1	1	2	2	+4
16	SATO Kohane	6	JPN	4	0	2	2	4	+1
16	SHIGA Aoi	3	JPN	4	0	2	2	2	+1
18	HARK Ronja	8	GER	5	0	2	2	2	+1
18	LOBIS Laura	13	ITA	5	0	2	2	2	+1
18	MATTIVI Nadia	93	ITA	5	0	2	2	8	-4
21	AMBROSE Erin	23	CAN	7	0	2	2	0	+5
21	KJELLBIN Anna	71	SWE	7	0	2	2	8	+6
21	STECKLEIN Lee	2	USA	7	0	2	2	0	+4
24	STOCKER Franziska	18	ITA	5	1	0	1	6	-1
25	ADOLFSSON Jessica	9	SWE	7	1	0	1	2	+4
25	BARNES Cayla	3	USA	7	1	0	1	2	+7
27	SEKI Kanami	7	JPN	4	0	1	1	4	-2
28	FORTINO Laura	77	ITA	5	0	1	1	0	-4
28	STROBEL Carina	14	GER	5	0	1	1	4	-3
28	TRNKOVA Andrea	15	CZE	5	0	1	1	4	-2

**Legend:**

<b>+/-</b>	Plus/minus net	<b>A</b>	Assists	<b>G</b>	Goals
<b>GP</b>	Games played	<b>No.</b>	Jersey number	<b>PIM</b>	Penalties in minutes
<b>PTS</b>	Points				



## Face-off Leaders

Migliori giocatori agli ingaggi / Meilleurs joueurs de mise en jeu

As of THU 19 FEB 2026

Including Game 28

(Ranked by highest FO%)

Rank	Name	No.	Team	Pos.	GP	FO+	FO-	FO+/-	FO%
1	CARPENTER Alex	25	USA	F	7	94	44	50	<b>68.12</b>
2	LJUNGBLOM Lina	25	SWE	F	7	50	25	25	<b>66.67</b>
3	POULIN Marie-Philip	29	CAN	F	5	49	25	24	<b>66.22</b>
4	JANECKE Tessa	22	USA	F	7	47	25	22	<b>65.28</b>
5	TOKO Haruka	14	JPN	F	4	24	14	10	<b>63.16</b>
6	O'NEILL Kristin	43	CAN	F	7	50	31	19	<b>61.73</b>
7	KALTOUNKOVA Kristyna	98	CZE	F	5	49	34	15	<b>59.04</b>
8	CURL Britta	17	USA	F	7	18	13	5	<b>58.06</b>
9	JENNER Brianne	19	CAN	F	7	29	22	7	<b>56.86</b>
10	TUTINO Kayla	82	ITA	F	5	30	23	7	<b>56.60</b>
11	PANNEK Kelly	12	USA	F	7	56	44	12	<b>56.00</b>
12	HEISE Taylor	27	USA	F	7	44	35	9	<b>55.70</b>
13	UKITA Rui	15	JPN	F	4	10	8	2	<b>55.56</b>
14	NURSE Sarah	20	CAN	F	7	41	35	6	<b>53.95</b>
15	PEJZLOVA Michaela	18	CZE	F	4	17	15	2	<b>53.12</b>
16	VANHANEN Sanni	12	FIN	F	5	29	26	3	<b>52.73</b>
17	PISTEKOVA Tereza	8	CZE	F	5	30	28	2	<b>51.72</b>
18	TURNBULL Blayne	40	CAN	F	7	51	48	3	<b>51.52</b>
19	WELCKE Lilli	23	GER	F	5	44	43	1	<b>50.57</b>
20	HJALMARSSON Sara	19	SWE	F	7	59	58	1	<b>50.43</b>
21	BAUDRIT Lore	19	FRA	F	4	37	37	0	<b>50.00</b>
21	DELLA ROVERE Kristin	19	ITA	F	5	57	57	0	<b>50.00</b>
23	MULLER Alina	25	SUI	F	7	90	93	-3	<b>49.18</b>
24	FELDMEIER Franziska	7	GER	F	5	23	24	-1	<b>48.94</b>
25	ITO Makoto	19	JPN	F	4	15	16	-1	<b>48.39</b>
26	LUNDIN Sofie	17	SWE	F	7	24	27	-3	<b>47.06</b>
27	NORO Rio	40	JPN	F	4	24	28	-4	<b>46.15</b>
28	BARBIRATI Jade	8	FRA	F	4	23	27	-4	<b>46.00</b>
29	TULUS Noora	40	FIN	F	5	22	26	-4	<b>45.83</b>
30	DUVIN Estelle	12	FRA	F	4	37	44	-7	<b>45.68</b>

**Note:**  
Average of four face-offs per game played required for ranking.

**Legend:**

<b>F</b>	Forward	<b>FO+</b>	Face-offs won	<b>FO-</b>	Face-offs lost
<b>FO+/-</b>	Face-offs net	<b>FO%</b>	Face-offs won as percentage	<b>GP</b>	Games played
<b>No.</b>	Jersey number	<b>Pos.</b>	Position		



## Plus-Minus Leaders

Migliori giocatori secondo la statistica Plus/Minus / Meilleurs joueurs plus-moins

As of THU 19 FEB 2026

Including Game 28

(Ranked by highest +/- / highest + /lowest GP)

Rank	Name	No.	Team	Pos.	GP	+	-	+/-
1	HARVEY Caroline	4	USA	D	7	15	1	<b>+14</b>
2	WINN Haley	8	USA	D	7	11	0	<b>+11</b>
3	HEISE Taylor	27	USA	F	7	10	1	<b>+9</b>
3	KELLER Megan	5	USA	D	7	10	1	<b>+9</b>
5	BILKA Hannah	23	USA	F	7	9	1	<b>+8</b>
5	CARPENTER Alex	25	USA	F	7	9	1	<b>+8</b>
5	EDWARDS Laila	10	USA	D	7	9	1	<b>+8</b>
5	MURPHY Abbey	37	USA	F	7	9	1	<b>+8</b>
9	JANECKE Tessa	22	USA	F	7	8	1	<b>+7</b>
10	BARNES Cayla	3	USA	D	7	7	0	<b>+7</b>
10	DUNNE Joy	24	USA	F	7	7	0	<b>+7</b>
12	KJELLBIN Anna	71	SWE	D	7	8	2	<b>+6</b>
13	KLUGE Laura	25	GER	F	5	7	1	<b>+6</b>
14	CURL Britta	17	USA	F	7	6	0	<b>+6</b>
14	O'NEILL Kristin	43	CAN	F	7	6	0	<b>+6</b>
16	AMBROSE Erin	23	CAN	D	7	7	2	<b>+5</b>
17	JAQUES Sophie	2	CAN	D	7	6	1	<b>+5</b>
18	COYNE Kendall	26	USA	F	7	5	0	<b>+5</b>
18	SCAMURRA Hayley	16	USA	F	7	5	0	<b>+5</b>
18	ZUMWINKLE Grace	13	USA	F	7	5	0	<b>+5</b>
21	ADOLFSSON Jessica	9	SWE	D	7	7	3	<b>+4</b>
22	NIX Emily	17	GER	F	5	6	2	<b>+4</b>
23	SHELTON Ella	17	CAN	D	7	6	2	<b>+4</b>
24	CHRISTEN Lara	17	SUI	D	7	5	1	<b>+4</b>
24	KNIGHT Hilary	21	USA	F	7	5	1	<b>+4</b>
24	THUVIK Hanna	22	SWE	F	7	5	1	<b>+4</b>
27	RAUNIO Jenna	55	SWE	D	6	4	0	<b>+4</b>
28	PANNEK Kelly	12	USA	F	7	4	0	<b>+4</b>
28	STECKLEIN Lee	2	USA	D	7	4	0	<b>+4</b>
30	JOHANSSON Thea	23	SWE	F	7	7	4	<b>+3</b>

### Legend:

<b>+</b>	Positive participation	<b>+/-</b>	Plus/minus net	<b>-</b>	Negative participation	<b>D</b>	Defender
<b>F</b>	Forward	<b>GP</b>	Games played	<b>No.</b>	Jersey number	<b>Pos.</b>	Position



**Most Penalised Players**  
Giocatori piu puniti / Joueurs les plus penalises  
As of THU 19 FEB 2026  
Including Game 28

(Ranked by highest PIM / lowest GP)

Rank	Name	No.	Team	Pos.	GP	PIM	2	5	10	GM	PAVG
1	ROZIER Clara	16	FRA	F	4	8	4	0	0	0	2:00
2	FANTIN Matilde	17	ITA	F	5	8	4	0	0	0	1:36
2	KALTOUNKOVA Kristyna	98	CZE	F	5	8	4	0	0	0	1:36
2	MATTIVI Nadia	93	ITA	D	5	8	4	0	0	0	1:36
5	JOHANSSON Thea	23	SWE	F	7	8	4	0	0	0	1:08
5	KJELLBIN Anna	71	SWE	D	7	8	4	0	0	0	1:08
5	WEY Ivana	13	SUI	F	7	8	4	0	0	0	1:08
8	AURARD-BUSHEE Chloe	17	FRA	F	4	6	3	0	0	0	1:30
8	TAPANI Susanna	77	FIN	F	4	6	3	0	0	0	1:30
10	HAIDER Celina	34	GER	F	5	6	3	0	0	0	1:12
10	LASKOVA Dominika	14	CZE	D	5	6	3	0	0	0	1:12
10	STOCKER Franziska	18	ITA	D	5	6	3	0	0	0	1:12
13	FILLIER Sarah	10	CAN	F	7	6	3	0	0	0	0:51
13	HJALMARSSON Sara	19	SWE	F	7	6	3	0	0	0	0:51
13	JUNGAKER Mira	7	SWE	D	7	6	3	0	0	0	0:51
13	MURPHY Abbey	37	USA	F	7	6	3	0	0	0	0:51
13	SIMMS Kirsten	9	USA	F	7	6	3	0	0	0	0:51
13	TURNBULL Blayne	40	CAN	F	7	6	3	0	0	0	0:51
19	HUOT-MARCHAND Margot	6	FRA	F	4	4	2	0	0	0	1:00
19	SATO Kohane	6	JPN	D	4	4	2	0	0	0	1:00
19	SEKI Kanami	7	JPN	D	4	4	2	0	0	0	1:00
22	CAUMO Anna	8	ITA	F	5	4	2	0	0	0	0:48
22	CHRISTOF Nina	29	GER	F	5	4	2	0	0	0	0:48
22	GLEISSNER Daria	20	GER	D	5	4	2	0	0	0	0:48
22	JURICKOVA Barbora	20	CZE	F	5	4	2	0	0	0	0:48
22	KARVINEN Michelle	33	FIN	F	5	4	2	0	0	0	0:48
22	NIEMINEN Petra	16	FIN	F	5	4	2	0	0	0	0:48
22	NIX Emily	17	GER	F	5	4	2	0	0	0	0:48
22	STROBEL Carina	14	GER	D	5	4	2	0	0	0	0:48
22	TRNKOVA Andrea	15	CZE	D	5	4	2	0	0	0	0:48
22	TULUS Noora	40	FIN	F	5	4	2	0	0	0	0:48
22	VANISOVA Tereza	21	CZE	F	5	4	2	0	0	0	0:48

**Legend:**

**2** Two (2) minute penalties  
**D** Defender  
**GP** Games played  
**PIM** Penalties in minutes

**5** Five (5) minute penalties  
**F** Forward  
**No.** Jersey number  
**Pos.** Position

**10** Ten (10) minute penalties  
**GM** Game misconducts  
**PAVG** PIM (average) per game



**Best Players Selected by the Directorate**  
Migliori giocatori selezionati dalla Direzione / Meilleurs joueurs choisis par le directoire  
As of THU 19 FEB 2026

Award	Number	Name	Team
Best Goalkeeper	20	BRAENDLI Andrea	SUI - Switzerland
Best Defender	4	HARVEY Caroline	USA - United States of America
Best Forward	29	POULIN Marie-Philip	CAN - Canada



## Time on Ice Leaders

Migliori giocatori per tempo sul ghiaccio / Meneurs du temps sur la glace

As of THU 19 FEB 2026

Including Game 28

(Ranked by highest M/G / highest GP / highest TSh)

Rank	Name	No.	Team	Pos.	GP	TM	M/G	TSh	AT/S	AS/G
1	FORTINO Laura	77	ITA	D	5	139:35	<b>27:55</b>	162	0:51	32.4
2	JOBST-SMITH Katarina	28	GER	D	5	132:40	<b>26:32</b>	152	0:52	30.4
3	de SERRES Gabrielle	5	FRA	D	4	104:30	<b>26:07</b>	107	0:58	26.7
4	MATTIVI Nadia	93	ITA	D	5	130:28	<b>26:05</b>	165	0:47	33.0
5	CHRISTEN Lara	17	SUI	D	7	175:10	<b>25:01</b>	221	0:47	31.5
6	NYLEN PERSSON Maja	12	SWE	D	7	171:44	<b>24:32</b>	229	0:44	32.7
7	BAECHLER Alessia	82	SUI	D	7	169:08	<b>24:09</b>	213	0:47	30.4
8	DELLA ROVERE Kristin	19	ITA	F	5	118:41	<b>23:44</b>	137	0:51	27.4
9	STROBEL Carina	14	GER	D	5	118:11	<b>23:38</b>	149	0:47	29.8
10	JUNGAKER Mira	7	SWE	D	7	164:20	<b>23:28</b>	214	0:46	30.5
11	PELISSOU Marie-Pierre	13	FRA	D	4	92:45	<b>23:11</b>	103	0:54	25.7
12	DUVIN Estelle	12	FRA	F	4	92:40	<b>23:10</b>	111	0:50	27.7
13	FAST Renata	14	CAN	D	7	159:50	<b>22:50</b>	207	0:46	29.5
14	HARVEY Caroline	4	USA	D	7	159:04	<b>22:43</b>	177	0:53	25.2
15	REYES Justine	11	ITA	F	5	113:12	<b>22:38</b>	137	0:49	27.4
16	LAITINEN Nelli	9	FIN	D	5	112:50	<b>22:34</b>	147	0:46	29.4
17	STOCKER Franziska	18	ITA	D	5	112:47	<b>22:33</b>	150	0:45	30.0
18	ROZIER Clara	16	FRA	F	4	90:00	<b>22:30</b>	107	0:50	26.7
19	UKITA Rui	15	JPN	F	4	89:53	<b>22:28</b>	101	0:53	25.2
20	GLEISSNER Daria	20	GER	D	5	109:52	<b>21:58</b>	152	0:43	30.4
21	MULLER Alina	25	SUI	F	7	153:46	<b>21:58</b>	207	0:44	29.5
22	EDWARDS Laila	10	USA	D	7	153:13	<b>21:53</b>	182	0:50	26.0
23	SATO Kohane	6	JPN	D	4	86:38	<b>21:39</b>	105	0:49	26.2
24	SHIGA Akane	11	JPN	F	4	85:48	<b>21:27</b>	98	0:52	24.5
25	CAUMO Anna	8	ITA	F	5	107:14	<b>21:26</b>	125	0:51	25.0
26	HADRASCHEK Nicola	11	GER	F	5	107:01	<b>21:24</b>	138	0:46	27.6
27	SHIGA Aoi	3	JPN	D	4	85:34	<b>21:23</b>	111	0:46	27.7
28	KELLER Megan	5	USA	D	7	149:30	<b>21:21</b>	186	0:48	26.5
29	FANTIN Matilde	17	ITA	F	5	106:25	<b>21:17</b>	136	0:46	27.2
30	SAVOLAINEN Ronja	88	FIN	D	5	106:10	<b>21:14</b>	141	0:45	28.2

**Legend:**

**AS/G** Average shifts per game  
**F** Forward  
**No.** Jersey number  
**TSh** Total shifts played

**AT/S** Average time per shift  
**GP** Games played  
**Pos.** Position

**D** Defender  
**M/G** Minutes per game  
**TM** Total minutes played



## Shots on Goal Leaders

Migliori giocatori per colpi a segno / Meilleurs tireurs au but

As of THU 19 FEB 2026

Including Game 28

(Ranked by highest SOG/ fewest GP)

Rank	Name	No.	Team	Pos.	GP	SOG
1	HARVEY Caroline	4	USA	D	7	28
2	JOBST-SMITH Katarina	28	GER	D	5	27
3	JUNGAKER Mira	7	SWE	D	7	27
3	SVENSSON Hilda	8	SWE	F	7	27
5	JOHANSSON Lisa	15	SWE	F	7	26
6	BILKA Hannah	23	USA	F	7	23
6	FILLIER Sarah	10	CAN	F	7	23
8	KNIGHT Hilary	21	USA	F	7	22
8	STACEY Laura	7	CAN	F	7	22
10	CARPENTER Alex	25	USA	F	7	21
10	DUNNE Joy	24	USA	F	7	21
10	JOHANSSON Thea	23	SWE	F	7	21
10	MULLER Alina	25	SUI	F	7	21
14	DELLA ROVERE Kristin	19	ITA	F	5	20
14	MLYNKOVA Natalie	19	CZE	F	5	20
16	COYNE Kendall	26	USA	F	7	19
16	HJALMARSSON Sara	19	SWE	F	7	19
16	KELLER Megan	5	USA	D	7	19
19	FANTIN Matilde	17	ITA	F	5	18
19	WELCKE Luisa	13	GER	F	5	18
21	EDWARDS Laila	10	USA	D	7	18
21	MURPHY Abbey	37	USA	F	7	18
21	SHELTON Ella	17	CAN	D	7	18
24	BOUVENG Josefin	11	SWE	F	7	17
24	FAST Renata	14	CAN	D	7	17
24	JANECKE Tessa	22	USA	F	7	17
27	SHIGA Akane	11	JPN	F	4	16
28	HOLOPAINEN Elisa	10	FIN	F	5	16
28	POULIN Marie-Philip	29	CAN	F	5	16
30	WATTS Daryl	95	CAN	F	7	16

<b>Legend:</b>						
<b>D</b>	Defender	<b>F</b>	Forward	<b>GP</b>	Games played	<b>No.</b> Jersey number
<b>Pos.</b>	Position	<b>SOG</b>	Shots on goal			



## Media All Stars and Most Valuable Player

Media All Stars e Giocatore di maggior valore / Équipe type des médias et meilleur joueur  
As of THU 19 FEB 2026

	Position	Name	NOC Code
<b>Media All Stars:</b>	Goalkeeper	BRAENDLI Andrea	SUI
	Defender	HARVEY Caroline	USA
		EDWARDS Laila	USA
	Forward	BILKA Hannah	USA
		POULIN Marie-Philip	CAN
		MULLER Alina	SUI
<b>Most Valuable Player:</b>	Defender	HARVEY Caroline	USA



**Medallists**  
Medagliati / Medaille(e)s  
THU 19 FEB 2026

GOLD	SILVER	BRONZE
<b>USA - United States of America</b>	<b>CAN - Canada</b>	<b>SUI - Switzerland</b>
2 STECKLEIN Lee	2 JAQUES Sophie	2 BUCHI Annic
3 BARNES Cayla	3 LAROCQUE Jocelyne	7 STALDER Lara
4 HARVEY Caroline	4 TABIN Kati	8 QUENNEC Kaleigh
5 KELLER Megan	7 STACEY Laura	9 SIGRIST Shannon
6 GUILDAY Rory	10 FILLIER Sarah	11 ZIMMERMANN Laura
8 WINN Haley	14 FAST Renata	12 RUEDI Lisa
9 SIMMS Kirsten	17 SHELTON Ella	13 WEY Ivana
10 EDWARDS Laila	19 JENNER Brianna	15 MERIGUET Laure
12 PANNEK Kelly	20 NURSE Sarah	16 VALLARIO Nicole
13 ZUMWINKLE Grace	23 AMBROSE Erin	17 CHRISTEN Lara
16 SCAMURRA Hayley	24 SPOONER Natalie	18 WETLI Stefanie
17 CURL Britta	26 CLARK Emily	20 BRAENDLI Andrea
21 KNIGHT Hilary	27 MALTAIS Emma	21 ENZLER Rahel
22 JANECKE Tessa	29 POULIN Marie-Philip	22 LEEMANN Sinja
23 BILKA Hannah	35 DESBIENS Ann-Renee	25 MULLER Alina
24 DUNNE Joy	38 MASCHMEYER Emerance	26 HERZIG Naemi
25 CARPENTER Alex	40 TURNBULL Blayre	28 MARTI Alina
26 COYNE Kendall	42 THOMPSON Claire	29 MAURER Saskia
27 HEISE Taylor	43 O'NEILL Kristin	53 SCHAEFER Vanessa
30 McNAUGHTON Ava	82 OSBORNE Kayle	68 BALZER Leoni
31 FRANKEL Aerin	88 GOSLING Julia	70 WAGNER Monja
33 PHILIPS Gwyneth	94 GARDINER Jennifer	71 LUTZ Lena Marie
37 MURPHY Abbey	95 WATTS Daryl	82 BAECHLER Alessia



## Sport Terminology

Terminologia sportiva / Terminologie du sport  
As of FRI 30 JAN 2026

Term	Definition
Alternate Captain	A maximum of two skaters per team can be designated by their Head Coach as Alternate Captains. They are identified with an "A" on front top left of their jersey. When the Captain is not on the ice an Alternate Captain who is on the ice can act as Captain.
Assist	Awarded to the offensive player(s) who control the puck immediately preceding control by the goal scorer. A maximum of two assists can be credited for one goal. There is no minimum.
Assistant Coach	A member of the playing team's staff that is positioned on the player's bench and aides the Head Coach in managing the players and team tactics.
Attacking Zone	Area between the opposing team's blue line and end boards.
Backcheck	When a player skates back toward their own defensive zone in order to pressure or defend against an opposing player who is transitioning to offense.
Back Pass	Pass in the direction of a player's own goal while the team is moving forward, usually to maintain puck control.
Blind Pass	To pass the puck without looking at the intended recipient.
Blocker	Goalkeeper equipment worn on the hand holding the stick, used to block shots on that side.
Blue Lines	Two blue wide lines running parallel across the ice. They divide the rink into three zones called the attacking, defending and neutral zones. The defending blue line is the closer to a player's own net, while the attacking blue line is the one farther from a player's net and is used in determining offside.
Boards	The vertical walls surrounding the ice rink that keep the puck in play and protect spectators. They are typically built with a steel or aluminium frame, HDPE panels, and topped with tempered glass or plexiglass.
Body Check	A legal body check is one in which a skater checks an opponent who is in possession of the puck, by using their hip or body from the front, diagonally from the front or straight from the side. Legitimate body checking must be done for the purpose of separating the opponent from the puck, only with the trunk of the body (hips and shoulders) and must be above the opponent's knees and at or below the shoulders.
Breakaway	Occurs when a player in possession of the puck faces only the goalkeeper with no defending players between them and the opposing goal. It's a high-pressure, one-on-one scoring opportunity.
Captain	Player representing the team who is responsible for discussions with the game officials. They are identified with a "C" on the front top left of their jersey.
Catching Glove	Special goalkeeper's glove worn on the non-stick hand, which is intended to catch or stop shots.
Centre	A centre is a forward positioned in the middle of the ice, responsible for taking faceoffs and directing offensive play. They cover all three zones, balancing playmaking with strong defensive support.
Centre Ice Spot	Circle, measuring 9.1m in diameter, at the centre of the ice, where the puck is dropped in for a face-off to start each period of play and to restart the game after a goal has been scored.
Centre Line	Red line, 30cm wide line across the ice, midway between the two goals, which is used primarily to determine icing calls.
Checking	Legal contact initiated by a defending player against a puck-carrying opponent to prevent any advance towards the goal. There are two main types of checks: stick checks and body



## Sport Terminology

Terminologia sportiva / Terminologie du sport  
As of FRI 30 JAN 2026

Term	Definition
	checks. These are allowed only against a player in control of the puck or against the last player to control it immediately after giving it up.
Clearing the Puck	Getting the puck out of one's own defensive zone.
Clearing the Zone	When the puck comes outside the blue line, all the attacking players must also skate outside the blue line to avoid being called offside when the puck re-enters the zone.
Combined ranking	After the completion of all the games of the preliminary round of the men's tournament, teams from the groups A, B and C will be merged into a new group D based on their preliminary round results (ranked 1D - 12D).
Cross Bar	Horizontal bar connecting the top of the two goal posts, 1.22m above the ice surface.
Defenders	Two of the six players of one team on the ice whose priority in the defensive end is to stay close to the goalkeeper and help prevent goals.
Defensive Zone	The area inside a team's own blue line.
Deflection	A pass or shot that is redirected intentionally or otherwise by a player's stick, skate, or body.
Directorate	The Directorate is an executive body of the IIHF composed of the tournament chairperson and a representative of each playing team. The Directorate is charged ensuring the integrity of the tournament or competition. Separate Directorates exist for the Men's and Women's tournaments.
Face mask	Protective mask worn by the goalkeeper.
Face-Off	Method of starting play when the game official drops the puck between the sticks of two opposing players. It is used to begin each period and to resume play after each whistle during periods.
Face-Off Circles and Spots	9 dedicated spots on the ice where game official and two players hold a face-off to resume play. There is one blue face-off circle, and four red face-off spots located in the neutral zone. Two red face-off circles are located at each end of the ice.
Field of Play	Includes the ice surface, players' benches, scorekeeper's bench, penalty benches, all boards and glass.
Forecheck	Act of pressuring the opposing team in their defensive zone to regain possession of the puck. The purpose of which is to gain control and create an opportunity to score a goal.
Forward Line	Attacking line that consists of two wings (right and left) and a centre. These three players play nearer the opponent's goal and are responsible for most of the scoring. Teams generally have four forward lines during a game on a rotating basis, at the coach's discretion.
Forwards	The three players who make up the forward line of a team: The centre, the right and left wings.
Freezing the Puck	By a player: Holding or covering the puck against the ice or boards to stop play and relieve pressure. By a goalkeeper: Catching or controlling the puck to stop play and prevent the opposing team from scoring.
Full Strength	When a team has a full complement of six players on the ice.
Game	A game is a competition between two teams that comprises three twenty (20) minute stop time periods, with an overtime period and the shootout procedure if required.



## Sport Terminology

Terminologia sportiva / Terminologie du sport  
As of FRI 30 JAN 2026

Term	Definition
Goal	A shot attempt during play that completely crosses the goal line results in a score for the attacking team.
Goal Crease	Semi-circular area on ice (painted blue) with a 1.82m radius in front of each goal. Players are allowed to pass through but not establish position in this area designated to protect goalkeepers and allow them a fair opportunity to stop the puck.
Goal Line	A 5cm wide red line between the goalposts that stretches in both directions to the sideboards.
Goalkeeper	The heavily padded player who guards the goal and attempts to prevent opponents from scoring by stopping the puck any way possible.
Goalposts	The vertical metal red bars that frame the area to which the net is attached, which rests on the centre of the goal line.
Hat Trick	Three goals scored by a player in one game.
High Stick	Batting the puck while the stick is above the height of the crossbar, resulting in a whistle if the offending team touches the puck or resulting in the nullification of a goal if the batted puck enters the net.
Ice Resurfacer	A large vehicle used to clean and smooth the surface of an ice rink. Also colloquially referred to as a 'Zamboni', although this is a brand name.
Icing	A violation that occurs when the team in possession of the puck shoots it from behind the red centre line across the opponent's goal line (but not into the goal) without a player from either side touching the puck. If a member of the opposing team touches it first, play will be halted and a face-off will occur in the offender's defensive zone. If the attacking team touches the puck first or the game officials deem the defending team had reasonable opportunity to play the puck, no icing will be called. A shorthanded team cannot be called for icing.
IIHF	International Ice Hockey Federation is the global governing body for ice hockey, founded in 1908. It organizes major international tournaments and sets the official rules of the game.
Intermission	Scheduled break between each of the three periods of an ice hockey game. In the 2026 Olympic games with duration of 18 minutes.
Jersey	The top part of the uniform of the player worn over the protective equipment which indicates to which team the player belongs.
Line Change	The substitution of any or all players either as play continues or during a stoppage in play.
Linespersons	The game officials assisting the referees in their duties on the ice. There is one linesperson toward each end of the rink, responsible for monitoring infractions of the rules concerning offside plays at the blue lines and for any icing violations. They conduct most of the face-offs, sometimes advise the referee concerning penalties, and separate players who are fighting.
National Hockey League (NHL)	Professional league founded in 1917, which currently includes 32 teams, 25 of which are based in the United States and 7 in Canada.
Neutral Zone	Area between the two blue lines.
Off-Ice officials	The officials who assist the on-ice game officials in conducting a game. They comprise the game - officiating coach, the scorekeeper, the timekeeper, and the penalty box attendants.



## Sport Terminology

Terminologia sportiva / Terminologie du sport  
As of FRI 30 JAN 2026

Term	Definition
On-Ice officials	The assigned game officials responsible for the conduct of the game in accordance with the official rules and for maintaining discipline and order on the ice during the game. They are the referees and linespersons.
Off-side	Players of the attacking team must not enter the attacking zone before the puck. The position of the player's skates, not their stick, determines an offside. A player is considered offside when both skates are completely beyond the leading edge of the blue line involved in the play.
Overtime	If a game is tied at the conclusion time a period of overtime will take place. The length of an overtime period is: five (5) minutes for the preliminary round games, ten (10) minutes for play-off games except the Gold medal game, twenty (20) minutes for the Gold medal game. The overtime period will stop after the first goal is scored ("sudden death").
Penalty	An infraction against ice hockey rules that may result in the offending player (or a player from the offending team) being required to serve time in a penalty box off the ice, or the other team being allowed to attempt a penalty shot. The time served in the penalty box can range from two (2) minutes to the balance of the game. Penalties often result in inferior playing strength during the penalty.  Penalties are divided into the following categories showing the time to be served: Minor penalty (two (2) minutes) Bench minor penalty (two (2) minutes) Double minor penalty (four (4) minutes) Major penalty (five (5) minutes) Misconduct penalty (ten (10) minutes) Game misconduct penalty (balance of the game, with substitution allowed immediately)  A more detailed description of the different penalties can be found in the IIHF Rulebook.
Penalty Box	Box located near centre ice on the side opposite to the players' benches (one for each team) where penalised players must remain until their penalty time has expired or until a power-play goal is scored (except game misconduct penalties, for which a player is barred from the playing area immediately).
Penalty Killing	The team that is short of one or two players due to penalties is engaged in penalty killing.
Penalty Shot	An undefended shot awarded to a team if: (a) a player is fouled while on a clear break in on goal; (b) a defending player other than the goalkeeper covers the puck with a glove in the crease; (c) a defending player intentionally knocks the goal off its moorings with less than two (2) minutes left in a game.
Period	A sixty (60) minute game consists of three periods of twenty (20) minutes (regulation time) plus overtime period(s) if required.
PIM	Abbreviation used to indicate a player's total penalties in minutes.
Players	Skaters and goalkeepers
Plus/Minus	An individual player statistic that tracks goals scored for and against a player's team while they are on the ice at even strength or shorthanded. Players receive +1 when their team



## Sport Terminology

Terminologia sportiva / Terminologie du sport  
As of FRI 30 JAN 2026

Term	Definition
	scores and –1 when the opposing team scores. Power-play goals and goalkeepers are excluded.
Puck	Black, vulcanised rubber disc, 2.5cm thick and 7.6cm in diameter, weighing between 155g and 170g used to play ice hockey. Pucks are frozen to prevent excessive bouncing and improve handling, and are changed throughout the game.
Pulling the Goalkeeper	Tactic that may be employed by the trailing team, and that involves removing the goalkeeper from the ice in favor of an extra skater. This tactic leaves the goal unguarded and is only used as an attempt to score in the closing minutes of a game. Also used during Delayed Penalty by the non-offending team to increase the odds of scoring, safe in the knowledge that a referee will blow the whistle as soon as the offending team touches the puck.
Rebound	Shot that bounces off the goalkeeper's body or equipment, free to be claimed by the offensive team again.
Referee	The game official responsible for the conduct of the competition in accordance with the official IIHF rules and for maintaining discipline and order on the playing field during the game.
Regulation Time	Three periods of twenty (20) minutes. Regulation time does not include overtime or shootout phases.
Roster	List of players on a team for a particular game or tournament.
Round	This is the progression system in competition. Ice Hockey consists of the following rounds: Preliminary round and Play-off round.
Save	The act of a goalkeeper blocking or stopping a shot that would otherwise have been a goal.
Shift	Time a player is on the ice between breaks on the bench.
Shootout	If a game remains tied at the conclusion of the overtime period, it will be decided by a Shootout. Each team selects five players to take one-on-one penalty shots against the opposing goalkeeper. If still tied after these shots, additional rounds continue in a sudden-death format until a winner is decided.
Shorthanded	When a team is short of one or more players due to penalties and the opposing team has superior player advantage. (five-on-four, five-on-three, or four-on-three). This situation is a power play for the other team.
Shot on goal (SOG)	A shot that either goes into the net, or would have gone into the net had the goalkeeper not made a save. Hitting the post or crossbar does not count as a shot on goal.
Skaters	Forward(s) and defender(s)
Stick	Held by skaters and used to pass or carry the puck. The stick has a straight shaft held by the players and a curved blade for carrying, passing, or shooting the puck. The blade is made up of a heel (area closest to the shaft) and a toe (area furthest from the shaft). A goalkeeper's stick has a wider blade and shaft and is used primarily for defending the goal.
Sudden Death	The time during overtime or during a Shootout after 10 shots have been taken when a decisive goal will immediately end the game.
Waved off	A signal by a game official to indicate an attempted goal did not completely cross the goal line, or that a potential offside was in fact onside.
Wings	Two players who flank the centre on the right and left sides.



## Sport Terminology

Terminologia sportiva / Terminologie du sport  
As of FRI 30 JAN 2026

Term	Definition
------	------------

Zones

Three areas defined by the two blue lines. The attacking zone is the area inside the blue line farthest from the goal a player is defending. The neutral zone is the central area between the blue lines. The defending zone is the area inside the blue line where a player's goal is and where the team's goalkeeper is positioned.

**Note:**  
For further information please consult: [www.iihf.com](http://www.iihf.com)



MILANO CORTINA  
2026

