



Freestyle Skiing
Sci acrobatico

RESULTS BOOK

RASSEGNA RISULTATI

VERSION HISTORY

VERSION	DATE	COMMENTS
1.0	22 FEB 2026	Created at the end of the FRS competition



Competition Format and Rules

Formato e regole gara / Format et règlement des compétitions

As of FRI 30 JAN 2026

Olympic Competition Format

The Olympic Winter Games Milano Cortina 2026 freestyle skiing programme will feature aerials, moguls, dual moguls, ski cross, freeski halfpipe, freeski slopestyle and freeski big air for men and women plus a mixed team aerials event.

Livigno Snow Park and Livigno Aerials & Moguls Park will host the freestyle skiing events. There will be 15 medal events:

- Men's: moguls, dual moguls, aerials, ski cross, freeski halfpipe, freeski slopestyle and freeski big air
- Women's: moguls, dual moguls, aerials, ski cross, freeski halfpipe, freeski slopestyle and freeski big air
- Mixed: team aerials

Moguls

There are men's and women's events in moguls competition each with two phases: qualifications and finals. There are two qualification rounds and two rounds in the finals. Each round consists of a single moguls run and the best score in either qualification round will determine the competitors who will advance to the final.

All competitors compete in qualification 1. The top ten finishers (including all tied for tenth place) qualify directly for the finals. The remaining competitors compete in qualification 2 to fill the remaining available spots for the finals, to ensure a field of 20. If ties cannot be broken, all tied competitors will qualify for the finals. Competitors who do not qualify for the finals are ranked in the final event classification according to their best result from either qualification 1 or qualification 2. Tied competitors will share the same rank.

The qualified competitors compete in final 1, where the start order is determined from the qualification phases, with competitors who qualified from qualification 2 starting before those who qualified from qualification 1, in reverse order of their qualification rank. The top eight finishers, including all tied for eighth place, qualify to final 2 and the remaining competitors are ranked in the final event classification according to their results in final 1. The final rankings are decided in final 2, from which the top three competitors are awarded the medals. If two (or more) competitors do not achieve a result and are not ranked in final 2, their final ranking will be determined by their rank in final 1.

A random computer draw at the team captains' meeting, held on the day before qualification, decides the start order for qualification 1. Competitors who did not qualify directly to the finals will start qualification 2 in the same order as qualification 1.

The final 1 start list will be based on the results achieved in the qualifications: competitors who qualified from qualification 2 in reverse order, followed by competitors who qualified directly from qualification 1 in reverse order. Competitors in final 2 will start in reverse order of their results in the previous final. If two or more competitors were tied for a qualifying place in the previous round, they will start in reverse order of their bib number.



Competition Format and Rules

Formato e regole gara / Format et règlement des compétitions
As of FRI 30 JAN 2026

Sport Rules and Procedures

Mogul skiing calls for aggressive, fast turns, directly down the fall line of the course, using good absorption and carving technique. Competitors choose their own line down the course and perform two different jumps of their choice on specially constructed jumps known as "air bumps". The jumps add individuality and flair to the runs and consist of single or multiple positions, grabs (where the hand grabs the skis), flips and rotations.

Mogul skiing is a judged event and also uses the objective measurement of time. Competitors ski down a 28 degree, 245m long by 22m wide course covered in snow bumps or "moguls" and perform two different jumps off air bumps. They are judged on the technical quality of their turns, the performance of the two jumps and are awarded points for time.

Judging

A panel of seven judges awards a maximum 100 points to competitors. Deductions are made for errors or falls.

Five judges award up to 60% of the available points for turns. The judges independently evaluate the competitors' turns based on the use of the fall line, absorption and utilisation of the bumps in turning, carving action, body position, pole plants, control and aggressiveness. Deductions are subtracted from the turns score. The high and low elements will be dropped from the different components making up the total score.

Two judges independently score the two different jumps or "air", which constitutes 20% of the total score. Air is evaluated on form, height, distance and landing, and multiplied by the degree of difficulty of the manoeuvre. The two air scores are then averaged and added to the turn points.

The remaining 20% of points are awarded for time, and calculated using a formula based on a pace time. The slope distance is measured, from the start to the finish, and then this distance is divided by a predetermined speed value.

Bib Assignment

Based upon the final confirmed entries at the start of the first team captains' meeting, bibs will be assigned according to the number of entries and issued in descending order according to the ranking of the FIS World Cup standings.

Tie Break Rules

1. If two or more competitors are tied, the competitor with the better turns score will receive the better rank.
2. If ties remain, the competitor with the better air score without degree of difficulty will receive the better rank.
3. If ties remain, the competitor with the faster time will receive the better rank.
4. If any competitors remain tied, they will receive the same rank and be listed in order of their rank in the current FIS Seeding List.

Penalties / Disqualification Rules

Competitors will be marked as Did Not Finish (DNF) if they ski around the control gates lining the course, lose a ski or do not cross the finish line, and will be marked as Did Not Start (DNS) for a "no show".

If a competitor is disqualified due to unsportsmanlike behaviour (DQB) their results from the entire competition will be removed and they will be listed at the bottom of the classification with no final ranking.

Protests / Appeals

Protests must be submitted in writing to the jury within 15 minutes of the end of the competition, accompanied by 100 Swiss francs, which will be refunded if the protest is accepted. The jury, consisting of the chief of competition, FIS technical delegate and head judge, along with one jury adviser, will rule on the protest.



Competition Format and Rules

Formato e regole gara / Format et règlement des compétitions
As of FRI 30 JAN 2026

Dual Moguls

There are men's and women's events in dual moguls competition and one phase: finals (1/16 finals, 1/8 finals, quarterfinals, semifinals, small final and big final).

The competitors are seeded into the bracket based their rank in the Seeding List established after the individual mogul events. In case of withdraw before the draw for dual moguls a new Seeding List will be calculated before proceeding with the draw. The draw procedure is defined if the FIS ICR. Each heat is scored by seven judges. Four judges scoring turns, two judges scoring air and one judge scoring time difference. The winners of each heat advances to the next phase. The winners of the semifinals advance to the big final and the other competitors advance to the small final.

Tie Break Rules

1. Should a tie occur, the competitor with the greater number of votes from the turns judges will receive the better rank.
2. If still tied, the competitor with the greater number of turns judges in favour will receive the better rank.
3. If still tied, for any phase before the final, the turns tie break judge shall determine the result by giving a turns score.
If still tied in the small or big final, ties will not be broken. Tied competitors will receive the same medal and be listed in order of their rank in the Seeding List (highest first).
If both competitors in a heat are marked as DNS, the jury will decide which competitor, if any, will progress or be ranked higher.
4. If any ties remain, the competitor with the higher seeding position will receive the better rank.

Final Ranking: If any competitors are tied on scores, they will be ranked according to the Seeding List (highest first).



Competition Format and Rules

Formato e regole gara / Format et règlement des compétitions
As of FRI 30 JAN 2026

Aerials

There are men's and women's events and a mixed team event in aerials.

The competition for the men's and women's events consists of two phases: a qualification phase of two rounds (qualification 1 and 2; each of one jump) and a final phase of two rounds (final 1 with two jumps and final 2 with one jump). Competitors can advance to the next level after each round.

All competitors compete in qualification 1. The top six finishers (including all tied for sixth place) qualify directly to the finals. The remaining competitors compete in qualification 2. The remaining available spots (12 minus the number of competitors who qualified from qualification 1) will be filled by the best competitors from qualification 2. In qualification 2, the best score in either qualification 1 or qualification 2 will be used to determine the six competitors who will advance to the final.

The 12 qualified competitors compete in the finals, in reverse order of their qualification rank. In final 1, the best of the two jumps will determine the competitors progressing to final 2. The top six competitors from final 1 advance to final 2. Results from final 1 are not carried to final 2. Competitors who reached final 2 are ranked first, followed by the competitors who were eliminated in final 1, followed by the competitors who did not qualify for the finals. If two (or more) competitors do not achieve a result in final 2, they will be shown in final 2, ranked by their result in final 1.

A random computer draw at the team captains' meeting, held the day before competition, decides the start order for qualification 1. Competitors who did not qualify directly to the finals will start qualification 2 in the same order as qualification 1 (omitting the qualified competitors). The final 1 start list will be based on the results achieved in the qualifications: competitors who qualified from qualification 2 in reverse order, followed by competitors who qualified directly from qualification 1 in reverse order.

Competitors in final 2 will start in reverse order of their results in the final 1. If two or more competitors were tied for a qualifying place in the previous round, they will start in reverse order of their bib number.

Sport Rules and Procedures

Aerial skiing is a judged event. Competitors take off from specially constructed snow ramps known as "kickers" performing two jumps consisting of single or multiple somersaults with or without twists. Each jump must vary by one somersault or one twist. Points are awarded for take-off, form in the air and landing.

Top competitors perform quintuple twisting back somersaults in the men's event and triple twisting back somersaults in the women's event. Competitors need to determine their speed accurately for optimal performance, depending on snow and wind conditions. To perform triple somersaults, competitors take off at about 70km/h. A speed trap on the in-run allows competitors and coaches to measure their speed during training sessions or speed checks down the in-run.

A countdown clock is used to inform the aerialist of when they must leave the start. Once the start sequences begin, the aerialist has 20 seconds to leave the start. Wind measurement systems are used to determine when the aerialists are allowed to start.

Site

The aerial site is built to precise FIS specifications and is maintained before and after each jump. It consists of a 26 degree, 70m in-run, a transition area leading to a flat platform or "table" on which up to five kickers are built, ranging in height from two metres to 4m and in angle from 50 degrees to 70 degrees, allowing competitors to perform single, double and triple back somersaults. Competitors land on a steep 38 degree landing hill of prepared snow to ensure a soft landing. The end of the table, where it meets the landing hill, is known as the knoll.

Judging

Aerial competition consists of different acrobatic jumps from a prepared jump, stressing take-off, height and distance (referred to as air), proper technique, execution and precision of movement (referred to as form) and landing.

Five judges evaluate take-off, height and distance, form and twisting technique during the somersaults and the precision of the landing.

Each of the five judges provide one set of raw scores each for air, form and landing.



Competition Format and Rules

Formato e regole gara / Format et règlement des compétitions
As of FRI 30 JAN 2026

Each set of raw scores is entered into the data system by the judge, who also keeps a written record on a scorecard.

The high and low elements will be dropped from the different components making up the total score. This total score is then multiplied by the degree of difficulty for that jump to obtain the run score.

Scores from one round are not carried over to the next round, except in qualification 2, where the best score in either qualification 1 or qualification 2 will be used. If a phase cannot be held due to adverse weather conditions or other problems, then the results from the previous phase may be used to determine the final result.

Bib assignment

Based upon the final confirmed entries at start of the first team captains' meeting, bibs will be assigned according to the number of entries and issued in descending order according to the ranking of the FIS World Cup standings.

Tie Break Rules

1. If two or more competitors are tied, the scores of each tied competitor will be recalculated without the application of degree of difficulty (DD), and the competitor with the better recalculated score will receive the better rank.
2. If ties remain, the competitor with the better form score will receive the better rank.
3. If ties remain, the competitor with the better landing score will receive the better rank.
4. If ties remain, the competitor with the lower DD will receive the better rank.
5. If any competitors remain tied, they will receive the same rank and be listed in order of their rank in the Seeding List.

Penalties / Disqualification Rules

The competitor must announce their planned jump immediately before entering the starting gate. If this manoeuvre is not performed, the competitor will be marked as Did Not Finish (DNF).

Competitors will be marked as Did Not Start (DNS) for no show.

If a competitor is disqualified due to unsportsmanlike behaviour (DQB) their results from the entire competition will be removed and they will be listed at the bottom of the classification with no final ranking.

Protests / Appeals

Protests must be submitted in writing to the jury, within 15 minutes of the end of the competition, accompanied by 100 Swiss francs, which will be refunded if the protest is accepted. The jury, consisting of the chief of competition, FIS technical delegate and head judge, along with one jury adviser, will rule on the protest.



Competition Format and Rules

Formato e regole gara / Format et règlement des compétitions
As of FRI 30 JAN 2026

Mixed Team Aerials

There are five judges for the mixed team event. Each of the judges will provide raw scores; one set of raw scores for "air", "form" and "landing".

National Olympic Committees (NOCs) can enter a maximum of one team. Teams are composed of three competitors including both genders. Women get the first bibs of the team. Teams are allowed to have reserve competitors (one per gender). Teams can substitute their reserve competitors up to five minutes after the last training session before competition starts.

The competition consists of a final phase of two rounds (final 1 and final 2). Each team member makes one jump in each round. The team score is calculated by adding the team members' scores. The top four teams from final 1 will advance to final 2. Scores from final 1 are not carried over to final 2.

The teams compete in the final 1 in reverse order of the sum of the team members' FIS points (best team starting last).

If there are one or two DNS or DNF competitors in a team, they will be marked as DNS for that jump and the team score will be the result of the third competitor. If there are three DNS or DNF competitors in a team, the team will not be eligible for ranking in final 1 or will be ranked last in final 2 based on the results of final 1 (no ties).

Tie Break Rules

Ties will be broken according to FIS rules:

1. If two teams are tied by total score, the tie will be broken by round by round comparison. The winner of an individual set of jumps will receive one point and the second place zero. The team with more wins will prevail.
2. By comparing the highest individual score.
3. By Aerials individual tie-breaking rules of the highest individual score in each team.
4. If teams remain tied for fourth place, all will progress to final 2.

If one or more teams do not achieve a result in final 2, they will be shown in final 2, ranked by their result in final 1 (DNF, followed by DNS). If a team member is disqualified (DSQ or DQB), the team will be disqualified from the event.



Competition Format and Rules

Formato e regole gara / Format et règlement des compétitions
As of FRI 30 JAN 2026

Ski Cross

There are men's and women's events in ski cross (SX) and each event has two phases: seeding/qualification and finals. A specially prepared course of jumps, turns, roller sections and banks test the competitors' skills. Bib numbers are assigned based upon the FIS seeding list. A start gate is used to allow the competitors to enter the course.

In Ski Cross it is mandatory to do at least one training run before the actual competition.

All competitors ski in the seeding/qualification run, which is one timed run that determines the seeding. If a competitor does not participate in the seeding/qualification round, they will be ranked behind those competitors who participated.

The final phase is based on 32 competitors and consist of 1/8 finals, quarterfinals, semifinals, small final and big final. The competitors are placed in the heats of the first phase (1/8 finals) based upon their seeding/qualification result.

Each heat can have a maximum of four competitors, with the first two competitors of each heat advancing to the next phase.

Rankings are determined by the finishing order. If more than one competitor does not complete the course by crossing the finish line, they are marked as DNF and are ranked according to who completed more gates. If they have completed the same number of gates, they will be ranked according to their rank in the qualification or seeding.

If two or more competitors cross the finish line simultaneously, the ranking will be determined by the first part of the body that crosses the finish line determined by a homologated photo-finish camera system.

The bibs in the final races will be red, green, blue and yellow.

Sport rules and procedures

The FIS Seeding List is based upon the respective World Cup Standings, World Cup Starting List or FIS Points List rank whichever is better after the last competition held before the Olympic Winter Games.

The start order for the seeding/qualification run is randomly sorted for the first 16 ranked competitors in the seeding list. The remaining competitors will start in order of their seeding list rank ascending.

In extraordinary conditions, (e.g. when snowing) the jury may change the starting order. A group of at least six competitors, nominated in advance, start before start number one. These six competitors are drawn from among the last 20% of the start list. They will start in reverse order of their start numbers.

Based upon the ranking in the seeding/qualification run, each competitor will be given a seeding number, which decides where the competitor is placed in the bracket. Heats for the finals will be made according to the following table:

Finals with 32 competitors:

Heat #	First position	Second position	Third position	Fourth position
1	1	16	17	32
2	8	9	24	25
3	5	12	21	28
4	4	13	20	29
5	3	14	19	30
6	6	11	22	27
7	7	10	23	26
8	2	15	18	31

Start gate lane choice for each heat is based on the competitor's bib number.



Competition Format and Rules

Formato e regole gara / Format et règlement des compétitions

As of FRI 30 JAN 2026

A missed start is considered as a Did Not Start (DNS). It is the competitor's responsibility to arrive at the start in time to compete in the next heat.

For each heat the competitor with the best seeding/qualification result (lowest bib number) is assigned the red bib, the second highest seeded competitor is assigned the green bib, the third highest seeded competitor is assigned the blue bib and the fourth highest seeded competitor is assigned the yellow bib.

In the final phase (big final and small final) competitors are ranked according to their finish order in the big final followed by those ranked in the small final. All remaining competitors are ranked according to the phase in which they were eliminated, their rank within that phase and their seeding/qualification result (e.g. all third ranked competitors in the quarterfinals heats will be ranked by their seeding, ranks from nine to 12; all fourth ranked competitors in the quarterfinals heats will be ranked by their seeding, ranks from 13 to 16).

Tie Break Rules

Ties in seeding/qualification run:

- One run format: If two or more competitors are tied, the competitor who started later will be ranked first
- Best of two runs format: If two or more competitors are tied, the competitor with the faster time in their other run will receive the better rank. If any ties remain, the competitor that started later will be ranked first.

Ties in finals:

1. If two or more competitors are tied, the competitor with the better rank from qualification or seeding will receive the better rank.
2. If ties remain because the qualification or seeding phase was not completed, tied competitors will be ranked according to their rank in the current FIS Seeding List.
3. If two or more competitors are DNF, the competitor correctly passing more gates will be ranked better. If still tied, they will be ranked according to their rank in the qualification or seeding.
4. If two or more competitors are tied with DNF, RAL or DNS the tie will be broken by the ranking in the qualification or seeding. The competitor with the better rank will win the tie.
5. Finals (big and small): Ties on the finish line will not be broken. Tied competitors will receive the same medal and be listed in order of their rank in qualification or seeding, or if the qualification or seeding phase was not completed, in order of their rank in the current FIS Seeding List. Ties for competitors sharing DNS or NPS: the tie will be broken according to FIS rules.

Penalties / Disqualification Rules

The penalties are: Did Not Start (DNS) for no-show, Did Not Finish (DNF) for not crossing the finish line or missing a gate, Not Permitted to Start (NPS) is possible for various rule infractions, and Disqualified (DQB) for unsportsmanlike behaviour.

If a competitor is disqualified due to unsportsmanlike behaviour (DQB) their results from the entire competition will be removed and they will be listed at the bottom of the classification with no final ranking.

A red card, given according the race interference rule in the ICR, will cause the competitor to be disqualified (DSQ).

Protests / Appeals

For seeding/qualification, a protest must be made in writing to the jury within 15 minutes after the end of the race. The protest must be accompanied with a fee of 100 Swiss francs (refunded if the protest is upheld).

For the final heats, determination of interference is determined by the jury using information received from section judges and video feeds. Competitors may ask for review before the start of the next heat. All decisions in the final heats cannot be protested.



Competition Format and Rules

Formato e regole gara / Format et règlement des compétitions
As of FRI 30 JAN 2026

Freeski Halfpipe

There are men's and women's events in freeski halfpipe (HP). The freeski halfpipe competitions are judged sports with each competitor performing individual runs with several tricks, spins and flips.

The halfpipe is a snow pipe with a length of about 180m to 200m, an average width (wall to wall) of about 20m to 21m and an average gradient of about 18 degrees. The height of the pipes for the Olympic Winter Games is specified at 6.7m.

The competition consists of two phases: qualification and final.

Competitors are ranked on the best of two runs in the qualification, and on the best of three runs in the final. Scores from one phase are not carried over to the next phase.

The highest and lowest judges' scores are discarded (four scores counted). The qualification will consist of one or two heats.

If there is one qualification heat, the 12 best competitors will advance to the final.

If there are two qualification heats (regular format or double-up), the 6 best competitors from each heat will advance to the final for a total of 12 finalists.

Sports rules and procedures

Starting order - qualification: competitors are divided into two heats based upon the latest FIS seeding list.

In each heat there are three groups for the draw: the top ten are drawn first, then competitors seeded 11-20 (in the heat), and finally the remaining competitors (seeded 21 and onwards) will be drawn into a third group. The start order of the groups will be decided at the Team Captains' meeting.

Starting order - final: competitors start in reverse order of their qualification results.

Judging

The judging panel consists of six international judges who evaluate a competitor's performance according to the overall impression of the runs. Highest and lowest scores are discarded and the four remaining scores are averaged for each run.

The judge evaluates the sequences of tricks, the amount of risk in the routine, and how the competitor uses the pipe. The judges take falls, full stops, over-rotations, minor mistakes and other components into consideration and impose deductions based upon the nature of the mistakes.

Tie Break Rules

Qualification: Ties within a heat will be broken by the judges. Ties between heats will remain. If there is a tie for a qualification position, all tied competitors will progress.

Final: Ties will be broken by judges if they decide so. If tied, competitors with the higher bib number (worse seeded) will be listed first.

Notes

A competitor who is marked Did Not Start (DNS) in the first run of any phase is allowed to start the following runs within the same phase.

Two runs in each phase must be completed for this phase to be valid. If the final cannot be completed the results from the qualification will be considered as the event results.

Should one judge be missing, the five judged scores will count.



Competition Format and Rules

Formato e regole gara / Format et règlement des compétitions
As of FRI 30 JAN 2026

In case of extraordinary circumstances

Alternate format 1: Two runs instead of three in the final (with one panel of six judges).

Alternate format 2: Qualification: double-up judging with two panels of three judges each (overall judging, no sections). There will be two heats with alternate starts, and the two judging panels will score separate heats.

Alternate format 3: No qualification, all competitors compete in a one-heat final of two or three runs.

Alternate format 4: Extreme situation would be running the women's and men's competitions together (each gender performing alternatively) using the double-up format with two panels of three judges, one judging the women and one judging the men.

Final ranking

All competitors who competed in the final are ranked first, followed by competitors who did not advance from the qualification heat(s).

Penalties / Disqualification Rules

The penalty is disqualification for unsportsmanlike behaviour (DQB). A competitor who is disqualified in run 1 is not allowed to start in run 2 and any competitor disqualified for unsportsmanlike behaviour (DQB) will have their results from the entire competition removed and they will be listed at the bottom of the classification with no final ranking.

Protests / Appeals

Protests must be made in writing to the jury within 15 minutes of the end of the competition. The protest must be accompanied with a fee of 100 Swiss francs (refunded if the protest is upheld). No protest against the judgement is allowed.

Differences between the FIS World Championships and the Olympic Winter Games

Women and men at the world championships typically compete on the same day. Also, as more competitors participate at the world championships, they may be split among more qualifying heats.

Changes since the Olympic Winter Games Beijing 2022

None.



Competition Format and Rules

Formato e regole gara / Format et règlement des compétitions
As of FRI 30 JAN 2026

Freeski Slopestyle

There are men's and women's events in freeski slopestyle (SS). The freeski slopestyle competitions are judged sports with each competitor performing individual runs with several tricks, spins and flips.

The slopestyle course has a variety of jump and jib (sliding) features. Each competitor is allowed to select the line of their choice within the field of play, moving from feature to feature and performing a sequence of their best tricks in a run. The competitors may find and choose different lines as they ride down the course based on their creativity and tricks.

The competition consists of two phases: qualification and final.

Sports rules and procedures

The slopestyle course is made up of six distinct sections: three rail (or "jib") features, and three jump features. The three rail features come at the start of the course, while the three jump sections will close out the competitors' runs. In halfpipe and slopestyle, the competitors will be judged on a combination of amplitude, technical difficulty, creativity and landings.

If a competitor does not start in any run, they are marked as DNS.

Starting order

Qualification: the competitors are ranked according to the FIS Seeding List.

If heats are used: the competitors are divided into two heats based upon the latest FIS seeding list.

The competitors (in each heat) are then divided into three groups for the draw: the top ten are randomly drawn into the first group, competitors seeded 11-20 (second group) are then drawn, and finally the remaining competitors (ranked 21 and onwards) are randomly drawn into the third group. The start order of the groups will be decided at the Team Captains' meeting.

Final: the start order for all final runs is in reverse order of the results of the qualification.

Judging

Scores are given by three panels of two judges on five to seven sections (e.g. 50-80% of the total score) and by a panel of three judges giving the composition score (e.g. 50-20% of the total score). There is a split between weight for sections and composition scores that can vary (e.g. 60% sections + 40% composition). Percentage splits between weight for sections and composition scores may be adjusted. This is called section-by-section judging.

The Jury can also decide to use overall judging.

Tie Break Rules

Qualification: ties within a heat will be broken by the judges. Ties between heats will remain. If there is a tie for a qualification position, all tied competitors will progress.

Final: ties will be broken by judges if they decide to do so. If tied, competitors with the higher bib number will be listed first.

A competitor who is marked as DNS in the first run of any phase is allowed to start the following runs within the same phase.

Two runs in each phase must be completed for this phase to be valid. If the final cannot be completed the results from the qualification will be considered as the event results.



Competition Format and Rules

Formato e regole gara / Format et règlement des compétitions

As of FRI 30 JAN 2026

Notes

Section-by-section judging: scores are given by three panels of two judges on five to seven sections (e.g. 50-80% of the total score) and by a panel of three judges giving an composition score (e.g. 50-20% of the total score).

There is a split between weight for sections and composition scores that can vary (e.g. 60% sections + 40% composition). Percentage splits between weight for sections and composition scores may be adjusted.

Each phase result is calculated on the best of two runs in qualification, or three runs in the final.

Scores from one phase are not carried over to the next phase.

If there are two qualification heats (regular format or double-up), the 6 best competitors from each heat will advance to the final for a total of 12 finalists.

In case of extraordinary circumstances

Alternate format 1: two runs instead of three in the final, section by section judging.

Alternate format 2: two runs instead of three in the final, with one panel of six judges.

Alternate format 3: qualification: double-up judging with two panels of four judges, exceptionally two panels of three, each (overall judging, no sections). There will be two heats with alternate starts, and the two judging panels will score separate heats.

Alternate format 4: overall judging (no sections) with six judges (four count - same as halfpipe).

Alternate format 5: no qualification, all competitors compete in a one heat final of two or three runs.

Alternate format 6: extreme situation would be running the women's and men's competitions together (each gender performing alternatively) using the double-up format with two panels of four judges, one judging the women and one judging the men.

Final ranking

All competitors who competed in the final are ranked first, followed by competitors who did not advance from the qualification.

Penalties / Disqualification Rules

If a competitor is disqualified due to unsportsmanlike behaviour (DQB) his results from the entire competition will be removed and he will be listed at the bottom of the classification with no final ranking.

Protests / Appeals

Protests must be made in writing to the Jury within fifteen minutes of the end of the competition. The protest must be accompanied by a fee in CHF (according to the rules), which is refunded if the protest is upheld. No protest against the judgement is allowed.

Differences between the FIS World Championships and the Olympic Winter Games

Women and men at the world championships compete normally on the same day. Also, as more competitors participate at the world championships, they may be split among more qualifying heat.

Changes since the Olympic Winter Games Beijing 2022

None.



Competition Format and Rules

Formato e regole gara / Format et règlement des compétitions
As of FRI 30 JAN 2026

Freeski Big Air

The big air (BA) competition is a judged sport. The competitors perform tricks on the BA jump by taking off from a kicker and aiming to attain sizeable airtime and well-executed tricks, plus securing a clean, solid landing. The competition format is three jumps in the qualification and three jumps in the final. The scores of the two best different jumps, added together, count in the qualification and in the finals.

In best two out of three format the two counting tricks must be different in terms of rotation or direction. The type of trick performed will be marked as A, B or C on the results. If a competitor performs the same type of trick more than once during the same phase, only the highest score will be counted for the total.

There are two events in BA: women and men.

The competition consists of two phases: qualification and final. Each phase result is calculated on the best of two runs, or the two best of three runs.

Scores from one phase are not carried over to the next phase. The highest and lowest judges' scores are discarded (of six judges' scores, four scores count).

Sports rules and procedures

The big air course has an in-run of approximately 38m to 45m high and a kicker approximately 4m high. The landing pitch is about 35 to 38 degrees. The distance to fly from the kicker to the sweet spot on the landing is about 22m to 30m.

The qualifications consist of one or two heats. Each heat includes two jumps. If there is one qualification heat, the 12 best competitors will advance to the final. If there are two qualification heats, the six best competitors from each heat will advance to the final. A competitor who is disqualified in jump one is not permitted to start in jump two. From qualification there will be 12 women and 12 men in the final. Competitors who do not reach the final are ranked according to their results in the qualification.

Starting order

Qualification: Competitors are divided into two heats based upon the latest FIS seeding list.

In each heat there are three groups for the draw: the top ten are drawn first, then competitors seeded 11-20 (in the heat), and finally the remaining competitors (seeded 21 and onwards) will be drawn into a third group. The start order of the groups will be decided at the Team Captains' meeting.

Final: competitors start in reverse order of their qualification results, except for the 3rd run. The start list of the 3rd run will be reverse order of the results after the 2nd run.

Judging

The judging panel consists of six international judges who evaluate a competitor's performance according to the overall impression of the jumps. The highest and lowest scores are discarded and the four remaining scores are averaged for each jump.

The judge evaluates the amplitude, the difficulty of the trick, execution, progression and landing. The judges take falls into consideration and can deduct up to 30% of the points of the jump from each judge for each fall.

Tie Break Rules

Qualification: ties within a heat will be broken by the judges. Ties between heats will remain. If there is a tie for a qualification position, all tied competitors will progress.

Final: ties will be broken by judges if they decide to do so. If tied, competitors with the higher bib number will be listed first.



Competition Format and Rules

Formato e regole gara / Format et règlement des compétitions
As of FRI 30 JAN 2026

Notes

A competitor who is marked as DNS in the first run of any phase is allowed to start the following runs within the same phase. Two runs in each phase must be completed for this phase to be valid. If the final cannot be completed, the results from the qualification will be considered as the event results. Should one judge be missing, the five judged scores will count.

In case of extraordinary circumstances

In the unlikely case that a big air event must be run faster (e.g. due to weather conditions or force majeure), alternate formats could be used. In case of extraordinary circumstances:

Alternate format 1: two runs instead of three in the qualification and/or the final (with one panel of six judges).

Alternate format 2: no final. Qualification results will stand as the event results.

Final ranking

All competitors who competed in the final are ranked before all the competitors who did not advance from the qualification heats.

Penalties / Disqualification Rules

The penalties are: disqualified (DQB) for unsportsmanlike behaviour.

In big air the best two out of three jump format requires that the two scored tricks must be different. If a competitor performs the same trick twice or more during the same phase, only the highest score will count, and lower scores will not be considered.

A competitor who is marked DNS in the first run of any phase is allowed to start the following runs within the same phase.

Protests / Appeals

Protests must be made in writing to the jury within 15 minutes of the end of the competition. The protest must be accompanied with a fee of 100 Swiss francs (refunded if the protest is upheld). No protest against the judgement is allowed.

Team captains' meetings and draws

The team captains' meetings and draws for all events will take place at the Livigno Aerials & Moguls Park.

The team captains' meetings will be held on the evening before each day of official training and competition.

Sport equipment

All equipment and accessories must conform to FIS and IOC rules. Equipment inspection is carried out according to FIS and IOC rules.

Timing and scoring

Timing and scoring is provided by OMEGA in accordance with FIS rules and Olympic Results and Information Services (ORIS).

Differences between the FIS World Championships and the Olympic Winter Games

As more riders/competitors participate at the world championships, they may be split among more qualifying heats.

Changes since the Olympic Winter Games Beijing 2022

None.

Note:
For further information please consult: www.fis-ski.com



Medallists by Event
Medagliati per evento / Médaillés par épreuve

As of SUN 22 FEB 2026 at 12:08

After 15 of 15 Events

Event	Date	Medal	Name	NOC Code
Women's Moguls	WED 11 FEB	GOLD	LEMLEY Elizabeth	USA
		SILVER	KAUF Jaelin	USA
		BRONZE	LAFFONT Perrine	FRA
Men's Moguls	THU 12 FEB	GOLD	WOODS Cooper	AUS
		SILVER	KINGSBURY Mikael	CAN
		BRONZE	HORISHIMA Ikuma	JPN
Women's Dual Moguls	SAT 14 FEB	GOLD	ANTHONY Jakara	AUS
		SILVER	KAUF Jaelin	USA
		BRONZE	LEMLEY Elizabeth	USA
Men's Dual Moguls	SUN 15 FEB	GOLD	KINGSBURY Mikael	CAN
		SILVER	HORISHIMA Ikuma	JPN
		BRONZE	GRAHAM Matt	AUS
Women's Aerials	WED 18 FEB	GOLD	XU Mengtao	CHN
		SILVER	SCOTT Danielle	AUS
		BRONZE	SHAO Qi	CHN
Men's Aerials	FRI 20 FEB	GOLD	WANG Xindi	CHN
		SILVER	ROTH Noe	SUI
		BRONZE	LI Tianma	CHN
Mixed Team Aerials	SAT 21 FEB	GOLD	KUHN Kaila CURRAN Connor LILLIS Christopher	USA
		SILVER	KOZOMARA Lina WERNER Pirmin ROTH Noe	SUI
		BRONZE	XU Mengtao WANG Xindi LI Tianma	CHN
Women's Ski Cross	FRI 20 FEB	GOLD	MAIER Daniela	GER
		SILVER	SMITH Fanny	SUI
		BRONZE	NAESLUND Sandra	SWE
Men's Ski Cross	SAT 21 FEB	GOLD	DEROMEDIS Simone	ITA
		SILVER	TOMASONI Federico	ITA
		BRONZE	FIVA Alex	SUI
Women's Freeski Halfpipe	SUN 22 FEB	GOLD	GU Ailing Eileen	CHN
		SILVER	LI Fanghui	CHN
		BRONZE	ATKIN Zoe	GBR
Men's Freeski Halfpipe	FRI 20 FEB	GOLD	FERREIRA Alex	USA
		SILVER	SILDARU Henry	EST
		BRONZE	MACKAY Brendan	CAN
Women's Freeski Slopestyle	MON 9 FEB	GOLD	GREMAUD Mathilde	SUI
		SILVER	GU Ailing Eileen	CHN
		BRONZE	OLDHAM Megan	CAN



Medallists by Event
Medagliati per evento / Médaillés par épreuve

As of SUN 22 FEB 2026 at 12:08

After 15 of 15 Events

Event	Date	Medal	Name	NOC Code
Men's Freeski Slopestyle	TUE 10 FEB	GOLD	RUUD Birk	NOR
		SILVER	HALL Alex	USA
		BRONZE	HARRINGTON Luca	NZL
Women's Freeski Big Air	MON 16 FEB	GOLD	OLDHAM Megan	CAN
		SILVER	GU Ailing Eileen	CHN
		BRONZE	TABANELLI Flora	ITA
Men's Freeski Big Air	TUE 17 FEB	GOLD	FROSTAD Tormod	NOR
		SILVER	FOREHAND Mac	USA
		BRONZE	SVANCER Matej	AUT



Start List

Lista di partenza / Liste de départ

MO

Number of Competitors: 30, Number of NOCs: 13

Start Order	Bib	FIS Code	Name	NOC Code	YB	FIS Seeding Rank
1	6	2532031	TOMITAKA Hinako	JPN	2000	6
2	8	2529074	CARROLL Avital	AUT	1996	9
3	17	2531811	DESMARAIS-GILBERT Laurianne	CAN	1997	24
4	5	2535385	GORODKO Anastassiya	KAZ	2005	5
5	15	2532085	AMRENOVA Ayaulym	KAZ	2001	20
6	1	2530720	ANTHONY Jakara	AUS	1998	1
7	29	2537886	PASSARETTA Manuela	ITA	2006	79
8	22	2537443	DUAUX Marie	FRA	2004	30
9	14	2484307	GALYSHEVA Yuliya	KAZ	1992	18
10	10	2533039	FUJIKI Hina	JPN	2001	12
11	12	2535796	WILSON Charlotte	AUS	2005	14
12	28	2537198	LI Ruilin	CHN	2006	67
13	24	2530540	GERKEN SCHOFIELD Makayla	GBR	1999	33
14	21	2532927	BOSCO Emma	AUS	2002	28
15	23	2534528	KOEHLER Ashley	CAN	2003	32
16	25	2535457	MALHERBE Malica	RSA	2004	34
17	18	2533488	NAKAO Haruka	JPN	2001	25
18	19	2534864	LUNDHOLM Elis	SWE	2002	26
19	11	2531156	LAFFONT Perrine	FRA	1998	13
20	13	2533613	LINTON Jessica	CAN	2001	15
21	2	2532270	JOHNSON Tess	USA	2000	2
22	27	2537259	YANG Ya	CHN	2003	42
23	20	2532040	YANAGIMOTO Rino	JPN	2000	27
24	7	2529064	KAUF Jaelin	USA	1996	7
25	26	2530097	RAMSAUER Katharina	AUT	1995	40
26	30	2537929	YUN Shin-Ee	KOR	2007	85
27	16	2530274	CABROL Camille	FRA	1997	23
28	4	2537762	LEMLEY Elizabeth	USA	2006	4
29	3	2532241	GIACCIO Olivia	USA	2000	3
30	9	2533204	SCHWINGHAMMER Maia	CAN	2001	10

Jury			Technical Data		
FIS Technical Delegate	STEIN Andy	CAN	Course Name	Olympic Course	
Head Judge	ORSATTI Alberto	ITA	Length	245m	
Chief of Competition	CHIARAVALLI Fausto	ITA	Course / Gate Width	24.4m / 11.0m	
Officials			Gradient	28°	
FIS Race Director	RINALDI Andrea	FIS	Pace Time	27.22s	
Referee	ARNOLD Karin	FIS	Homologation Number	7230.001.24	
Technical Advisor	ROTERMUND Konrad	USA	Judges		
Chief of Course	LEONI Loris	ITA	Judge 1 (Turns)	POHJAVIRTA Pipsa	FIN
Course Builder	LEONI Loris	ITA	Judge 2 (Turns)	SEARCH Chuck	USA
			Judge 3 (Turns)	KOHL Y Marion	FRA
			Judge 4 (Turns)	ITO Hajime	JPN
			Judge 5 (Turns)	DEGTEVA Yuliya	KAZ
			Judge 6 (Air)	ERIKSSON Jorgen	SWE
			Judge 7 (Air)	DENT Zoe	AUS

Forerunners:					
F1 - TIMPONE Sofia	ITA	F2 - SCANZIO Alissa	SUI		



Start List

Lista di partenza / Liste de départ

MO

Progression system: The top 10 competitors advance from Qualification 1 to Final 1. The remaining competitors take a run in Qualification 2 in the same order as in Qualification 1, and the top 10 competitors (or fewer if there is an unbreakable tie for 10th place in Qualification 1) advance to Final 1.

Note:
The FIS Seeding List is based upon the respective World Cup Standings after the last competition held before the Olympic Winter Games. Bibs are assigned by FIS Seeding Rank.

Legend:
YB Year of Birth



Start List

Lista di partenza / Liste de départ

MO

Number of Competitors: 20, Number of NOCs: 13

Start Order	Bib	FIS Code	Name	NOC Code	YB	Previous Round Rank
1	8	2529074	CARROLL Avital	AUT	1996	11
2	5	2535385	GORODKO Anastasiya	KAZ	2005	12
3	15	2532085	AMRENOVA Ayaulym	KAZ	2001	20
4	29	2537886	PASSARETTA Manuela	ITA	2006	DNS
5	22	2537443	DUAUX Marie	FRA	2004	22
6	14	2484307	GALYSHEVA Yuliya	KAZ	1992	14
7	10	2533039	FUJIKI Hina	JPN	2001	19
8	12	2535796	WILSON Charlotte	AUS	2005	28
9	28	2537198	LI Ruilin	CHN	2006	26
10	24	2530540	GERKEN SCHOFIELD Makayla	GBR	1999	18
11	21	2532927	BOSCO Emma	AUS	2002	17
12	23	2534528	KOEHLER Ashley	CAN	2003	13
13	25	2535457	MALHERBE Malica	RSA	2004	25
14	19	2534864	LUNDHOLM Elis	SWE	2002	29
15	13	2533613	LINTON Jessica	CAN	2001	15
16	27	2537259	YANG Ya	CHN	2003	24
17	20	2532040	YANAGIMOTO Rino	JPN	2000	16
18	7	2529064	KAUF Jaelin	USA	1996	27
19	26	2530097	RAMSAUER Katharina	AUT	1995	23
20	30	2537929	YUN Shin-Ee	KOR	2007	21

Jury			Technical Data		
FIS Technical Delegate	STEIN Andy	CAN	Course Name	Olympic Course	
Head Judge	ORSATTI Alberto	ITA	Length	245m	
Chief of Competition	CHIARAVALLI Fausto	ITA	Course / Gate Width	24.4m / 11.0m	
Officials			Gradient	28°	
FIS Race Director	RINALDI Andrea	FIS	Pace Time	27.22s	
Referee	ARNOLD Karin	FIS	Homologation Number	7230.001.24	
Technical Advisor	ROTERMUND Konrad	USA	Judges		
Chief of Course	LEONI Loris	ITA	Judge 1 (Turns)	POHJAVIRTA Pipsa	FIN
Course Builder	LEONI Loris	ITA	Judge 2 (Turns)	SEARCH Chuck	USA
			Judge 3 (Turns)	KOHLI Marion	FRA
			Judge 4 (Turns)	ITO Hajime	JPN
			Judge 5 (Turns)	DEGTEVA Yuliya	KAZ
			Judge 6 (Air)	ERIKSSON Jorgen	SWE
			Judge 7 (Air)	DENT Zoe	AUS

Forerunners:					
F1 - TIMPONE Sofia	ITA	F2 - SCANZIO Alissa	SUI		

Progression system: The top 10 competitors (or fewer if there is an unbreakable tie for 10th place in Qualification 1) advance from Qualification 2 to Final 1.

Legend:			
DNS	Did Not Start	YB	Year of Birth



Start List

Lista di partenza / Liste de départ

MO

Number of Competitors: 20, Number of NOCs: 7

Start Order	Bib	FIS Code	Name	NOC Code	YB	Previous Round Rank
1	15	2532085	AMRENOVA Ayaulym	KAZ	2001	20
2	10	2533039	FUJIKI Hina	JPN	2001	19
3	23	2534528	KOEHLER Ashley	CAN	2003	18
4	5	2535385	GORODKO Anastassiya	KAZ	2005	17
5	13	2533613	LINTON Jessica	CAN	2001	16
6	14	2484307	GALYSHEVA Yuliya	KAZ	1992	15
7	20	2532040	YANAGIMOTO Rino	JPN	2000	14
8	8	2529074	CARROLL Avital	AUT	1996	13
9	7	2529064	KAUF Jaelin	USA	1996	12
10	12	2535796	WILSON Charlotte	AUS	2005	11
11	16	2530274	CABROL Camille	FRA	1997	10
12	2	2532270	JOHNSON Tess	USA	2000	9
13	17	2531811	DESMARAIS-GILBERT Laurianne	CAN	1997	8
14	18	2533488	NAKAO Haruka	JPN	2001	7
15	9	2533204	SCHWINGHAMMER Maia	CAN	2001	6
16	6	2532031	TOMITAKA Hinako	JPN	2000	5
17	11	2531156	LAFFONT Perrine	FRA	1998	4
18	3	2532241	GIACCIO Olivia	USA	2000	3
19	4	2537762	LEMLEY Elizabeth	USA	2006	2
20	1	2530720	ANTHONY Jakara	AUS	1998	1

Jury			Technical Data		
FIS Technical Delegate	STEIN Andy	CAN	Course Name	Olympic Course	
Head Judge	ORSATTI Alberto	ITA	Length	245m	
Chief of Competition	CHIARAVALLI Fausto	ITA	Course / Gate Width	24.4m / 11.0m	
Officials			Gradient	28°	
FIS Race Director	RINALDI Andrea	FIS	Pace Time	27.22s	
Referee	ARNOLD Karin	FIS	Homologation Number	7230.001.24	
Technical Advisor	ROTERMUND Konrad	USA	Judges		
Chief of Course	LEONI Loris	ITA	Judge 1 (Turns)	POHJAVIRTA Pipsa	FIN
Course Builder	LEONI Loris	ITA	Judge 2 (Turns)	SEARCH Chuck	USA
			Judge 3 (Turns)	KOHLI Marion	FRA
			Judge 4 (Turns)	ITO Hajime	JPN
			Judge 5 (Turns)	DEGTEVA Yuliya	KAZ
			Judge 6 (Air)	ERIKSSON Jorgen	SWE
			Judge 7 (Air)	DENT Zoe	AUS

Progression system: Qualified competitors compete in reverse order of their qualification rank. The top 8 competitors (or more if there is an unbreakable tie for 8th place) advance from Final 1 to Final 2.

Legend:
YB Year of Birth



Start List

Lista di partenza / Liste de départ

MO

Number of Competitors: 8, Number of NOCs: 6

Start Order	Bib	FIS Code	Name	NOC Code	YB	Previous Round Rank
1	11	2531156	LAFFONT Perrine	FRA	1998	8
2	8	2529074	CARROLL Avital	AUT	1996	7
3	9	2533204	SCHWINGHAMMER Maia	CAN	2001	6
4	12	2535796	WILSON Charlotte	AUS	2005	5
5	4	2537762	LEMLEY Elizabeth	USA	2006	4
6	6	2532031	TOMITAKA Hinako	JPN	2000	3
7	7	2529064	KAUF Jaelin	USA	1996	2
8	1	2530720	ANTHONY Jakara	AUS	1998	1

Jury			Technical Data		
FIS Technical Delegate	STEIN Andy	CAN	Course Name	Olympic Course	
Head Judge	ORSATTI Alberto	ITA	Length	245m	
Chief of Competition	CHIARAVALLI Fausto	ITA	Course / Gate Width	24.4m / 11.0m	
Officials			Gradient	28°	
FIS Race Director	RINALDI Andrea	FIS	Pace Time	27.22s	
Referee	ARNOLD Karin	FIS	Homologation Number	7230.001.24	
Technical Advisor	ROTERMUND Konrad	USA	Judges		
Chief of Course	LEONI Loris	ITA	Judge 1 (Turns)	POHJAVIRTA Pipsa	FIN
Course Builder	LEONI Loris	ITA	Judge 2 (Turns)	SEARCH Chuck	USA
			Judge 3 (Turns)	KOHLI Marion	FRA
			Judge 4 (Turns)	ITO Hajime	JPN
			Judge 5 (Turns)	DEGTEVA Yuliya	KAZ
			Judge 6 (Air)	ERIKSSON Jorgen	SWE
			Judge 7 (Air)	DENT Zoe	AUS

Legend:
YB Year of Birth



Tie-Breaking Protocol
Protocollo di pareggio / Protocole des ex æquo

MO

1. If two or more competitors are tied, the competitor with the better Turns score will receive the better rank.
2. If ties remain, the competitor with the better Air score without Degree of Difficulty will receive the better rank.
3. If any ties remain, the competitor with the faster time will receive the better rank.
4. If any competitors remain tied, they will receive the same rank and be listed in order of their rank in the current FIS Seeding List.

Tie-breaking for the score: 78.00

Rank	Bib	Name	NOC Code	YB	Turns (1)	Air (2)	Time Points (3)	Score	FIS Seeding Rank
3	11	LAFFONT Perrine	FRA	1998	<u>46.2</u>	14.50	17.24	78.00	13
							Tie-break points: 46.20		
4	6	TOMITAKA Hinako	JPN	2000	<u>46.0</u>	15.15	16.22	78.00	6
							Tie-break points: 46.00		

Legend:
YB Year of Birth



Results Summary

Riepilogo risultati / Synthèse des résultats

MO

Number of Competitors: 30, Number of NOCs: 13

Rank	Bib	FIS Code	Name	NOC Code	YB	Q1		Q2		F1		F2	FIS Points
						Score	Rk	Score	Rk	Score	Rk		
1	4	2537762	LEMLEY Elizabeth	USA	2006	80.95	(2)			79.02	(4)	82.30	1000.00
2	7	2529064	KAUF Jaelin	USA	1996	53.38	(27)	77.18	(2)	80.13	(2)	80.77	800.00
3	11	2531156	LAFFONT Perrine	FRA	1998	79.47	(4)			76.21	(8)	78.00	600.00
4	6	2532031	TOMITAKA Hinako	JPN	2000	75.28	(5)			79.42	(3)	78.00	500.00
5	9	2533204	SCHWINGHAMMER Maia	CAN	2001	74.90	(6)			77.18	(6)	77.61	450.00
6	12	2535796	WILSON Charlotte	AUS	2005	49.95	(28)	77.79	(1)	78.38	(5)	75.17	400.00
7	8	2529074	CARROLL Avital	AUT	1996	71.60	(11)	76.49	(3)	76.39	(7)	71.89	360.00
8	1	2530720	ANTHONY Jakara	AUS	1998	81.65	(1)			83.96	(1)	60.81	320.00
9	3	2532241	GIACCIO Olivia	USA	2000	80.74	(3)			75.81	(9)		290.00
10	2	2532270	JOHNSON Tess	USA	2000	73.79	(9)			75.31	(10)		260.00
11	10	2533039	FUJIKI Hina	JPN	2001	65.89	(19)	70.06	(8)	73.24	(11)		240.00
12	17	2531811	DESMARAIS-GILBERT Laurianne	CAN	1997	74.13	(8)			72.65	(12)		220.00
13	20	2532040	YANAGIMOTO Rino	JPN	2000	68.49	(16)	73.35	(4)	72.49	(13)		200.00
14	14	2484307	GALYSHEVA Yuliya	KAZ	1992	69.60	(14)	73.08	(5)	72.34	(14)		180.00
15	5	2535385	GORODKO Anastassiya	KAZ	2005	70.98	(12)	71.52	(7)	72.15	(15)		160.00
16	23	2534528	KOEHLER Ashley	CAN	2003	70.70	(13)	69.61	(9)	71.39	(16)		150.00
17	18	2533488	NAKAO Haruka	JPN	2001	74.71	(7)			70.89	(17)		140.00
18	15	2532085	AMRENOVA Ayaulym	KAZ	2001	63.50	(20)	68.98	(10)	68.47	(18)		130.00
19	13	2533613	LINTON Jessica	CAN	2001	69.21	(15)	72.89	(6)	67.04	(19)		120.00
20	16	2530274	CABROL Camille	FRA	1997	73.07	(10)			61.43	(20)		110.00
21	21	2532927	BOSCO Emma	AUS	2002	66.58	(17)	62.48	(14)				100.00
22	24	2530540	GERKEN SCHOFIELD Makayla	GBR	1999	66.38	(18)	66.17	(11)				90.00
23	22	2537443	DUAUX Marie	FRA	2004	59.00	(22)	65.13	(12)				80.00
24	30	2537929	YUN Shin-Ee	KOR	2007	59.40	(21)	64.46	(13)				70.00
25	19	2534864	LUNDHOLM Elis	SWE	2002	12.05	(29)	59.22	(15)				60.00
26	26	2530097	RAMSAUER Katharina	AUT	1995	58.93	(23)	59.19	(16)				50.00
27	25	2535457	MALHERBE Malica	RSA	2004	55.85	(25)	58.86	(17)				45.00
28	27	2537259	YANG Ya	CHN	2003	57.60	(24)	57.72	(18)				40.00
29	28	2537198	LI Ruilin	CHN	2006	53.45	(26)	52.83	(19)				36.00
	29	2537886	PASSARETTA Manuela	ITA	2006	DNS		DNS					

Legend:							
DNS	Did Not Start	F	Final	Q	Qualification	Rk	Rank
YB	Year of Birth						



Start List

Lista di partenza / Liste de départ

MO

Number of Competitors: 30, Number of NOCs: 11

Start Order	Bib	FIS Code	Name	NOC Code	YB	FIS Seeding Rank
1	23	2532513	VAILLANCOURT Elliot	CAN	1999	29
2	28	2535561	de VILLAUCOURT Arthur	FRA	2003	41
3	25	2534254	MURPHY George	AUS	2003	33
4	17	2529670	FUJIKI Goshin	JPN	1997	20
5	12	2527085	WALCZYK Dylan	USA	1993	15
6	21	2530672	SHIMAKAWA Takuya	JPN	1998	24
7	16	2531352	NISHIZAWA Taketo	JPN	1999	19
8	18	2530514	CAVET Benjamin	FRA	1994	21
9	9	2534856	JUNG Daeyoon	KOR	2005	11
10	27	2534001	KARJALAINEN Rasmus	FIN	2002	38
11	3	2533462	PAGE Nick	USA	2002	3
12	6	2484937	KINGSBURY Mikael	CAN	1992	6
13	1	2529645	HORISHIMA Ikuma	JPN	1997	1
14	30	2537625	LEE Yoonseung	KOR	2006	55
15	2	2441426	GRAHAM Matt	AUS	1994	2
16	13	2533386	VIERELA Severi	FIN	2001	16
17	7	2532001	WALLBERG Walter	SWE	2000	8
18	4	2537180	MICKEL Charlie	USA	2004	4
19	8	2534735	HARVEY Jackson	AUS	2002	10
20	10	2532044	MOUILLE Thibaud	FRA	1999	12
21	5	2534074	VIEL Julien	CAN	2001	5
22	14	2533687	AHVENAINEN Akseli	FIN	2002	17
23	20	2531923	STEGFELDT Rasmus	SWE	1998	23
24	19	2532161	WOODS Cooper	AUS	2000	22
25	26	2538751	GAY Paul Andrea	FRA	2006	34
26	11	2534140	WENDLER Landon	USA	2000	14
27	22	2528846	KOLMAKOV Pavel	KAZ	1996	26
28	15	2528035	PENTTALA Olli	FIN	1995	18
29	24	2537792	KROUPA Matyas	CZE	2006	30
30	29	2535572	JEANNESSON Mateo	GBR	2004	47

Jury			Technical Data		
FIS Technical Delegate	STEIN Andy	CAN	Course Name	Olympic Course	
Head Judge	ORSATTI Alberto	ITA	Length	245m	
Chief of Competition	CHIARAVALLI Fausto	ITA	Course / Gate Width	24.4m / 11.0m	
Officials			Gradient	28°	
FIS Race Director	RINALDI Andrea	FIS	Pace Time	23.78s	
Referee	ARNOLD Karin	FIS	Homologation Number	7230.001.24	
Technical Advisor	ROTERMUND Konrad	USA	Judges		
Chief of Course	LEONI Loris	ITA	Judge 1 (Turns)	POHJAVIRTA Pipsa	FIN
Course Builder	LEONI Loris	ITA	Judge 2 (Turns)	SEARCH Chuck	USA
			Judge 3 (Turns)	KOHL Y Marion	FRA
			Judge 4 (Turns)	ITO Hajime	JPN
			Judge 5 (Turns)	DEGTEVA Yuliya	KAZ
			Judge 6 (Air)	ERIKSSON Jorgen	SWE
			Judge 7 (Air)	DENT Zoe	AUS

Forerunners:					
F1 - CONEDERA Martino	SUI	F2 - PASCARELLA Paolo	SUI		



Start List

Lista di partenza / Liste de départ

MO

Progression system: The top 10 competitors advance from Qualification 1 to Final 1. The remaining competitors take a run in Qualification 2 in the same order as in Qualification 1, and the top 10 competitors (or fewer if there is an unbreakable tie for 10th place in Qualification 1) advance to Final 1.

Note:
The FIS Seeding List is based upon the respective World Cup Standings after the last competition held before the Olympic Winter Games. Bibs are assigned by FIS Seeding Rank.

Legend:
YB Year of Birth



Start List

Lista di partenza / Liste de départ

MO

Number of Competitors: 20, Number of NOCs: 10

Start Order	Bib	FIS Code	Name	NOC Code	YB	Previous Round Rank
1	23	2532513	VAILLANCOURT Elliot	CAN	1999	16
2	28	2535561	de VILLAUCOURT Arthur	FRA	2003	25
3	25	2534254	MURPHY George	AUS	2003	26
4	17	2529670	FUJIKI Goshin	JPN	1997	14
5	21	2530672	SHIMAKAWA Takuya	JPN	1998	13
6	16	2531352	NISHIZAWA Taketo	JPN	1999	22
7	9	2534856	JUNG Daeyoon	KOR	2005	27
8	27	2534001	KARJALAINEN Rasmus	FIN	2002	19
9	30	2537625	LEE Yoonseung	KOR	2006	DNF
10	13	2533386	VIERELA Severi	FIN	2001	21
11	4	2537180	MICKEL Charlie	USA	2004	11
12	8	2534735	HARVEY Jackson	AUS	2002	23
13	14	2533687	AHVAINEN Akseli	FIN	2002	20
14	20	2531923	STEGFELDT Rasmus	SWE	1998	17
15	19	2532161	WOODS Cooper	AUS	2000	15
16	26	2538751	GAY Paul Andrea	FRA	2006	29
17	11	2534140	WENDLER Landon	USA	2000	12
18	15	2528035	PENTTALA Olli	FIN	1995	18
19	24	2537792	KROUPA Matyas	CZE	2006	24
20	29	2535572	JEANNESSON Mateo	GBR	2004	28

Jury			Technical Data		
FIS Technical Delegate	STEIN Andy	CAN	Course Name	Olympic Course	
Head Judge	ORSATTI Alberto	ITA	Length	245m	
Chief of Competition	CHIARAVALLI Fausto	ITA	Course / Gate Width	24.4m / 11.0m	
Officials			Gradient	28°	
FIS Race Director	RINALDI Andrea	FIS	Pace Time	23.78s	
Referee	ARNOLD Karin	FIS	Homologation Number	7230.001.24	
Technical Advisor	ROTERMUND Konrad	USA	Judges		
Chief of Course	LEONI Loris	ITA	Judge 1 (Turns)	POHJAVIRTA Pipsa	FIN
Course Builder	LEONI Loris	ITA	Judge 2 (Turns)	SEARCH Chuck	USA
			Judge 3 (Turns)	KOHLI Marion	FRA
			Judge 4 (Turns)	ITO Hajime	JPN
			Judge 5 (Turns)	DEGTEVA Yuliya	KAZ
			Judge 6 (Air)	ERIKSSON Jorgen	SWE
			Judge 7 (Air)	DENT Zoe	AUS

Forerunners:					
F1 - CONEDERA Martino	SUI	F2 - PASCARELLA Paolo	SUI		

Progression system: The top 10 competitors (or fewer if there is an unbreakable tie for 10th place in Qualification 1) advance from Qualification 2 to Final 1.

Legend:			
DNF	Did Not Finish	YB	Year of Birth



Start List

Lista di partenza / Liste de départ

MO

Number of Competitors: 20, Number of NOCs: 9

Start Order	Bib	FIS Code	Name	NOC Code	YB	Previous Round Rank
1	15	2528035	PENTTALA Olli	FIN	1995	20
2	14	2533687	AHVENAINEN Akseli	FIN	2002	19
3	23	2532513	VAILLANCOURT Elliot	CAN	1999	18
4	11	2534140	WENDLER Landon	USA	2000	17
5	20	2531923	STEGFELDT Rasmus	SWE	1998	16
6	8	2534735	HARVEY Jackson	AUS	2002	15
7	9	2534856	JUNG Daeyoon	KOR	2005	14
8	4	2537180	MICKEL Charlie	USA	2004	13
9	21	2530672	SHIMAKAWA Takuya	JPN	1998	12
10	19	2532161	WOODS Cooper	AUS	2000	11
11	2	2441426	GRAHAM Matt	AUS	1994	10
12	22	2528846	KOLMAKOV Pavel	KAZ	1996	9
13	10	2532044	MOUILLE Thibaud	FRA	1999	8
14	12	2527085	WALCZYK Dylan	USA	1993	7
15	7	2532001	WALLBERG Walter	SWE	2000	6
16	3	2533462	PAGE Nick	USA	2002	5
17	18	2530514	CAVET Benjamin	FRA	1994	4
18	6	2484937	KINGSBURY Mikael	CAN	1992	3
19	5	2534074	VIEL Julien	CAN	2001	2
20	1	2529645	HORISHIMA Ikuma	JPN	1997	1

Jury			Technical Data		
FIS Technical Delegate	STEIN Andy	CAN	Course Name	Olympic Course	
Head Judge	ORSATTI Alberto	ITA	Length	245m	
Chief of Competition	CHIARAVALLI Fausto	ITA	Course / Gate Width	24.4m / 11.0m	
Officials			Gradient	28°	
FIS Race Director	RINALDI Andrea	FIS	Pace Time	23.78s	
Referee	ARNOLD Karin	FIS	Homologation Number	7230.001.24	
Technical Advisor	ROTERMUND Konrad	USA	Judges		
Chief of Course	LEONI Loris	ITA	Judge 1 (Turns)	POHAVIRTA Pipsa	FIN
Course Builder	LEONI Loris	ITA	Judge 2 (Turns)	SEARCH Chuck	USA
			Judge 3 (Turns)	KOHLI Marion	FRA
			Judge 4 (Turns)	ITO Hajime	JPN
			Judge 5 (Turns)	DEGTEVA Yuliya	KAZ
			Judge 6 (Air)	ERIKSSON Jorgen	SWE
			Judge 7 (Air)	DENT Zoe	AUS

Progression system: Qualified competitors compete in reverse order of their qualification rank. The top 8 competitors (or more if there is an unbreakable tie for 8th place) advance from Final 1 to Final 2.

Legend:
YB Year of Birth



Start List

Lista di partenza / Liste de départ

MO

Number of Competitors: 8, Number of NOCs: 5

Start Order	Bib	FIS Code	Name	NOC Code	YB	Previous Round Rank
1	8	2534735	HARVEY Jackson	AUS	2002	8
2	5	2534074	VIEL Julien	CAN	2001	7
3	3	2533462	PAGE Nick	USA	2002	6
4	1	2529645	HORISHIMA Ikuma	JPN	1997	5
5	7	2532001	WALLBERG Walter	SWE	2000	4
6	2	2441426	GRAHAM Matt	AUS	1994	3
7	6	2484937	KINGSBURY Mikael	CAN	1992	2
8	19	2532161	WOODS Cooper	AUS	2000	1

Jury			Technical Data		
FIS Technical Delegate	STEIN Andy	CAN	Course Name	Olympic Course	
Head Judge	ORSATTI Alberto	ITA	Length	245m	
Chief of Competition	CHIARAVALLI Fausto	ITA	Course / Gate Width	24.4m / 11.0m	
Officials			Gradient	28°	
FIS Race Director	RINALDI Andrea	FIS	Pace Time	23.78s	
Referee	ARNOLD Karin	FIS	Homologation Number	7230.001.24	
Technical Advisor	ROTERMUND Konrad	USA	Judges		
Chief of Course	LEONI Loris	ITA	Judge 1 (Turns)	POHJAVIRTA Pipsa	FIN
Course Builder	LEONI Loris	ITA	Judge 2 (Turns)	SEARCH Chuck	USA
			Judge 3 (Turns)	KOHLI Marion	FRA
			Judge 4 (Turns)	ITO Hajime	JPN
			Judge 5 (Turns)	DEGTEVA Yuliya	KAZ
			Judge 6 (Air)	ERIKSSON Jorgen	SWE
			Judge 7 (Air)	DENT Zoe	AUS

Legend:
YB Year of Birth



Tie-Breaking Protocol
Protocollo di pareggio / Protocole des ex æquo

MO

1. If two or more competitors are tied, the competitor with the better Turns score will receive the better rank.
2. If ties remain, the competitor with the better Air score without Degree of Difficulty will receive the better rank.
3. If any ties remain, the competitor with the faster time will receive the better rank.
4. If any competitors remain tied, they will receive the same rank and be listed in order of their rank in the current FIS Seeding List.

Tie-breaking for the score: 83.71

Rank	Bib	Name	NOC Code	YB	Turns (1)	Air (2)	Time Points (3)	Score	FIS Seeding Rank
1	19	WOODS Cooper	AUS	2000	<u>48.4</u>	17.25	17.57	83.71	22
							Tie-break points: 48.40		
2	6	KINGSBURY Mikael	CAN	1992	<u>47.7</u>	17.80	17.33	83.71	6
							Tie-break points: 47.70		

Legend:
YB Year of Birth



Results Summary

Riepilogo risultati / Synthèse des résultats

MO

Number of Competitors: 30, Number of NOCs: 11

Rank	Bib	FIS Code	Name	NOC Code	YB	Q1		Q2		F1		F2	FIS Points
						Score	Rk	Score	Rk	Score	Rk		
1	19	2532161	WOODS Cooper	AUS	2000	73.67	(15)	80.46	(1)	83.60	(1)	83.71	1000.00
2	6	2484937	KINGSBURY Mikael	CAN	1992	79.11	(3)			82.56	(2)	83.71	800.00
3	1	2529645	HORISHIMA Ikuma	JPN	1997	85.42	(1)			80.35	(5)	83.44	600.00
4	7	2532001	WALLBERG Walter	SWE	2000	77.37	(6)			81.35	(4)	82.40	500.00
5	2	2441426	GRAHAM Matt	AUS	1994	75.77	(10)			81.56	(3)	80.88	450.00
6	5	2534074	VIEL Julien	CAN	2001	79.56	(2)			80.02	(7)	79.78	400.00
7	3	2533462	PAGE Nick	USA	2002	77.50	(5)			80.08	(6)	75.00	360.00
8	8	2534735	HARVEY Jackson	AUS	2002	69.26	(23)	77.35	(5)	79.92	(8)	74.93	320.00
9	10	2532044	MOUILLE Thibaud	FRA	1999	76.53	(8)			79.35	(9)		290.00
10	18	2530514	CAVET Benjamin	FRA	1994	78.43	(4)			78.84	(10)		260.00
11	15	2528035	PENTTALA Olli	FIN	1995	71.74	(18)	75.28	(10)	78.14	(11)		240.00
12	4	2537180	MICKEL Charlie	USA	2004	75.31	(11)	77.82	(3)	78.03	(12)		220.00
13	12	2527085	WALCZYK Dylan	USA	1993	76.67	(7)			77.62	(13)		200.00
14	23	2532513	VAILLANCOURT Elliot	CAN	1999	73.48	(16)	76.25	(8)	76.85	(14)		180.00
15	21	2530672	SHIMAKAWA Takuya	JPN	1998	74.82	(13)	78.27	(2)	76.54	(15)		160.00
16	22	2528846	KOLMAKOV Pavel	KAZ	1996	76.24	(9)			75.70	(16)		150.00
17	11	2534140	WENDLER Landon	USA	2000	75.08	(12)	76.34	(7)	70.20	(17)		140.00
18	20	2531923	STEGFELDT Rasmus	SWE	1998	73.23	(17)	76.91	(6)	60.19	(18)		130.00
19	9	2534856	JUNG Daeyoon	KOR	2005	65.51	(27)	77.36	(4)	34.28	(19)		120.00
20	14	2533687	AHVENAINEN Akseli	FIN	2002	71.25	(20)	75.28	(9)	27.48	(20)		110.00
21	27	2534001	KARJALAINEN Rasmus	FIN	2002	71.56	(19)	74.64	(11)				100.00
22	16	2531352	NISHIZAWA Taketo	JPN	1999	70.41	(22)	73.95	(12)				90.00
23	17	2529670	FUJIKI Goshin	JPN	1997	73.68	(14)	65.44	(17)				80.00
24	13	2533386	VIERELA Severi	FIN	2001	71.08	(21)	73.65	(13)				70.00
25	28	2535561	de VILLAU COURT Arthur	FRA	2003	68.32	(25)	73.02	(14)				60.00
26	26	2538751	GAY Paul Andrea	FRA	2006	35.39	(29)	70.54	(15)				50.00
27	30	2537625	LEE Yoonseung	KOR	2006	DNF		69.35	(16)				45.00
28	24	2537792	KROUPA Matyas	CZE	2006	68.75	(24)	DNF					40.00
29	25	2534254	MURPHY George	AUS	2003	67.19	(26)	51.63	(19)				36.00
30	29	2535572	JEANNESSON Mateo	GBR	2004	44.64	(28)	56.46	(18)				32.00

Legend:							
DNF	Did Not Finish	F	Final	Q	Qualification	Rk	Rank
YB	Year of Birth						



Results Summary

Riepilogo risultati / Synthèse des résultats

DM

Number of Competitors: 30, Number of NOCs: 13

Rank	Bib	FIS Code	Name	NOC Code	YB	Progression		
Big Final								
1	3	2530720	ANTHONY Jakara	AUS	1998	16F-9: R, Tot: 35, Rk 1 SF-2: B, Tot: 35, Rk 1	8F-5: B, Tot: 27, Rk 1 Big F: B, Tot: 20, Rk 1	QF-3: R, Tot: 20, Rk 1
2	1	2529064	KAUF Jaelin	USA	1996	8F-1: B, Tot: 29, Rk 1 Big F: R, Tot: 15, Rk 2	QF-1: R, Tot: 35, Rk 1	SF-1: B, Tot: 35, Rk 1
Small Final								
3	2	2537762	LEMLEY Elizabeth	USA	2006	8F-8: R, Tot: 25, Rk 1 Small F: B, Tot: 18, Rk 1	QF-4: B, Tot: 35, Rk 1	SF-2: R, DNF
4	5	2531156	LAFFONT Perrine	FRA	1998	16F-5: R, Tot: 29, Rk 1 SF-1: R, DNF	8F-3: B, Tot: 21, Rk 1 Small F: R, Tot: 17, Rk 2	QF-2: R, Tot: 18, Rk 1
Quarterfinals								
5	4	2532270	JOHNSON Tess	USA	2000	16F-8: B, Tot: 22, Rk 1	8F-4: R, Tot: 20, Rk 1	QF-2: B, Tot: 17, Rk 2
6	6	2532241	GIACCIO Olivia	USA	2000	16F-12: B, Tot: 35, Rk 1	8F-6: R, Tot: 20.5, Rk 1	QF-3: B, Tot: 15, Rk 2
7	7	2532031	TOMITAKA Hinako	JPN	2000	16F-13: B, Tot: 29, Rk 1	8F-7: B, Tot: 23, Rk 1	QF-4: R, DNF
8	8	2535385	GORODKO Anastasiya	KAZ	2005	16F-4: R, Tot: 26, Rk 1	8F-2: R, Tot: 22, Rk 1	QF-1: B, DNF
1/8 Finals								
9	15	2533039	FUJIKI Hina	JPN	2001	16F-7: B, Tot: 19, Rk 1	8F-4: B, Tot: 15, Rk 2	
10	12	2529074	CARROLL Avital	AUT	1996	16F-11: B, Tot: 23, Rk 1	8F-6: B, Tot: 14.5, Rk 2	
11	9	2533204	SCHWINGHAMMER Maia	CAN	2001	16F-6: R, Tot: 21, Rk 1	8F-3: R, Tot: 14, Rk 2	
12	18	2530274	CABROL Camille	FRA	1997	16F-3: B, Tot: 19, Rk 1	8F-2: B, Tot: 13, Rk 2	
13	16	2484307	GALYSHEVA Yuliya	KAZ	1992	16F-14: R, Tot: 29, Rk 1	8F-7: R, Tot: 12, Rk 2	
14	14	2534528	KOEHLER Ashley	CAN	2003	16F-15: B, Tot: 35, Rk 1	8F-8: B, Tot: 10, Rk 2	
15	13	2533613	LINTON Jessica	CAN	2001	16F-10: R, Tot: 21, Rk 1	8F-5: R, Tot: 8, Rk 2	
16	19	2532927	BOSCO Emma	AUS	2002	16F-2: R, Tot: 29, Rk 1	8F-1: R, Tot: 6, Rk 2	
1/16 Finals								
17	10	2532040	YANAGIMOTO Rino	JPN	2000	16F-3: R, Tot: 16, Rk 2		
18	20	2533488	NAKAO Haruka	JPN	2001	16F-7: R, Tot: 16, Rk 2		
19	22	2532085	AMRENOVA Ayaulym	KAZ	2001	16F-10: B, Tot: 14, Rk 2		
20	23	2537443	DUAUX Marie	FRA	2004	16F-6: B, Tot: 14, Rk 2		
21	17	2531811	DESMARAIS-GILBERT Laurianne	CAN	1997	16F-8: R, Tot: 13, Rk 2		
22	24	2530540	GERKEN SCHOFIELD Makayla	GBR	1999	16F-11: R, Tot: 12, Rk 2		
23	28	2537259	YANG Ya	CHN	2003	16F-4: B, Tot: 9, Rk 2		
24	11	2535796	WILSON Charlotte	AUS	2005	16F-2: B, Tot: 6, Rk 2		
25	21	2534864	LUNDHOLM Elis	SWE	2002	16F-13: R, Tot: 6, Rk 2		
26	26	2537929	YUN Shin-Ee	KOR	2007	16F-14: B, Tot: 6, Rk 2		
27	27	2530097	RAMSAUER Katharina	AUT	1995	16F-5: B, Tot: 6, Rk 2		
28	25	2537198	LI Ruilin	CHN	2006	16F-15: R, Tot: 0, Rk 2		
29	29	2537886	PASSARETTA Manuela	ITA	2006	16F-12: R, DNF		
30	30	2535457	MALHERBE Malica	RSA	2004	16F-9: B, DNF		



Results Summary

Riepilogo risultati / Synthèse des résultats

DM

Jury			Technical Data		
FIS Technical Delegate	STEIN Andy	CAN	Course Name	Olympic Course	
Head Judge	ORSATTI Alberto	ITA	Length	245m	
Chief of Competition	CHIARAVALLI Fausto	ITA	Course / Gate Width	24.4m / 11.0m	
Officials			Gradient	28°	
FIS Race Director	RINALDI Andrea	FIS	Pace Time	22.22s	
Referee	ARNOLD Karin	FIS	Homologation Number	7230.001.24	
Technical Advisor	ROTERMUND Konrad	USA	Judges		
Chief of Course	LEONI Loris	ITA	Judge 1 (Turns)	SEARCH Chuck	USA
Course Builder	LEONI Loris	ITA	Judge 2 (Turns)	KOHLI Marion	FRA
			Judge 3 (Turns)	ITO Hajime	JPN
			Judge 4 (Turns)	DEGTEVA Yuliya	KAZ
			Judge 5 (Air)	ERIKSSON Jorgen	SWE
			Judge 6 (Air)	DENT Zoe	AUS
			Judge 7 (Speed)	POHJAVIRTA Pipsa	FIN

Legend:							
16F	1/16 Finals	8F	1/8 Finals	B	Blue	Big F	Big Final
DNF	Did Not Finish	QF	Quarterfinals	R	Red	Rk	Rank
SF	Semifinals	Small F	Small Final	Tot	Total	YB	Year of Birth



Brackets

Tabellone / Tableau de résultats

Number of Competitors: 30, Number of NOCs: 13

1/16 Finals - 10:30		1/8 Finals - 11:00		Quarterfinals - 11:20		Semifinals - 11:35		Finals - 11:46	
Bib 1/16 Final 1 (1/32) R 1 KAUF Jaelin USA W B - BYE -		Bib 1/8 Final 1 (17/32) B 1 KAUF Jaelin USA W 4 4 4 4 4 5 Total: 29		Bib Quarterfinal 1 (25/32) R 1 KAUF Jaelin USA W 5 5 5 5 5 5 Total: 35		Bib Semifinal 1 (29/32) B 1 KAUF Jaelin USA W 5 5 5 5 5 5 Total: 35		Bib Finals - 11:46 R 1 KAUF Jaelin USA W 3 3 2 1 1 2 Total: 15	
Bib 1/16 Final 2 (2/32) R 19 BOSCO Emma AUS W 5 5 5 2 2 5 Total: 29 B 11 WILSON Charlotte AUS 0 0 0 0 3 3 0 Total: 6		Bib 1/8 Final 2 (18/32) R 19 BOSCO Emma AUS 1 1 1 1 1 1 0 Total: 6 B 18 CABROL Camille FRA W 2 2 2 1 2 2 2 Total: 13		Bib Quarterfinal 2 (26/32) R 5 LAFFONT Perrine FRA W 3 3 2 3 2 3 Total: 18 B 8 GORODKO Anastassiya KAZ DNF		Bib Semifinal 2 (30/32) B 3 ANTHONY Jakara AUS W 5 5 5 5 5 5 Total: 35		Bib Small Final (31/32) R 5 LAFFONT Perrine FRA 3 3 2 3 1 1 4 Total: 17 B 2 LEMLEY Elizabeth USA W 2 2 3 2 4 4 1 Total: 18	
Bib 1/16 Final 3 (3/32) R 10 YANAGIMOTO Rino JPN 1 1 3 2 3 4 2 Total: 16 B 18 CABROL Camille FRA W 4 4 2 3 2 1 3 Total: 19		Bib 1/8 Final 3 (19/32) B 18 CABROL Camille FRA W 2 2 2 1 2 2 2 Total: 13 R 8 GORODKO Anastassiya KAZ W 3 3 3 4 3 3 3 Total: 22		Bib Quarterfinal 3 (27/32) R 3 ANTHONY Jakara AUS W 2 3 3 3 3 3 3 Total: 20 B 6 GIACCIO Olivia USA 3 2 2 2 2 2 2 Total: 15		Bib Semifinal 2 (30/32) B 3 ANTHONY Jakara AUS W 5 5 5 5 5 5 Total: 35		Bib Big Final (32/32) R 1 KAUF Jaelin USA 3 3 2 1 1 2 Total: 15 B 3 ANTHONY Jakara AUS W 2 2 2 3 4 4 3 Total: 20	
Bib 1/16 Final 4 (4/32) R 8 GORODKO Anastassiya KAZ W 4 4 3 4 3 3 5 Total: 26 B 28 YANG Ya CHN 1 1 2 1 2 1 2 0 Total: 9		Bib 1/8 Final 4 (20/32) R 8 GORODKO Anastassiya KAZ W 3 3 3 4 3 3 3 Total: 22 B 15 FUJIKI Hina JPN W 2 2 2 2 4 4 3 Total: 19		Bib Quarterfinal 4 (28/32) R 7 TOMITAKA Hinako JPN DNF B 2 LEMLEY Elizabeth USA W 5 5 5 5 5 5 5 Total: 35		Ranking Summary Gold ANTHONY Jakara AUS Silver KAUF Jaelin USA Bronze LEMLEY Elizabeth USA 4 LAFFONT Perrine FRA 5 JOHNSON Tess USA 6 GIACCIO Olivia USA 7 TOMITAKA Hinako JPN 8 GORODKO Anastassiya KAZ			
Bib 1/16 Final 5 (5/32) R 5 LAFFONT Perrine FRA W 4 4 4 4 4 4 5 Total: 29 B 27 RAMSAUER Katharina AUT 1 1 1 1 1 1 0 Total: 6		Bib 1/8 Final 5 (21/32) B 5 LAFFONT Perrine FRA W 3 4 3 3 2 2 4 Total: 21 R 9 SCHWINGHAMMER Maia CAN 2 1 2 2 3 3 1 Total: 14							
Bib 1/16 Final 6 (6/32) R 9 SCHWINGHAMMER Maia CAN W 3 3 3 3 4 3 2 Total: 21 B 23 DUJAU Marie FRA 2 2 2 2 1 2 3 Total: 14		Bib 1/8 Final 6 (22/32) R 9 SCHWINGHAMMER Maia CAN 2 1 2 2 3 3 1 Total: 14 B 12 CARROLL Avital AUT W 2 2 2 2 2 2 2.5 Total: 14.5							
Bib 1/16 Final 7 (7/32) R 20 NAKAO Haruka JPN 3 3 3 3 1 1 2 Total: 16 B 15 FUJIKI Hina JPN W 2 2 2 2 4 4 3 Total: 19		Bib 1/8 Final 7 (23/32) B 15 FUJIKI Hina JPN W 2 2 2 2 2 2 3 Total: 15 R 4 JOHNSON Tess USA W 3 3 3 3 3 3 2 Total: 20							
Bib 1/16 Final 8 (8/32) R 17 DESMARAIS-GILBERT Laurianne CAN 2 2 2 2 2 1 2 Total: 13 B 4 JOHNSON Tess USA W 3 3 3 3 3 4 3 Total: 22		Bib 1/8 Final 8 (24/32) R 4 JOHNSON Tess USA W 3 3 3 3 3 3 2 Total: 20 B 14 KOEHLER Ashley CAN W 1 1 1 2 2 2 1 Total: 10							
Bib 1/16 Final 9 (9/32) R 3 ANTHONY Jakara AUS W 5 5 5 5 5 5 5 Total: 35 B 30 MALHERBE Malica RSA DNF		Bib 1/8 Final 9 (25/32) B 3 ANTHONY Jakara AUS W 4 3 4 4 4 4 4 Total: 27 R 13 LINTON Jessica CAN 1 2 1 1 1 1 1 Total: 8							
Bib 1/16 Final 10 (10/32) R 13 LINTON Jessica CAN W 3 3 3 3 3 3 3 Total: 21 B 22 AMRENOVA Ayaulym KAZ 2 2 2 2 2 2 2 Total: 14		Bib 1/8 Final 10 (26/32) R 13 LINTON Jessica CAN 1 2 1 1 1 1 1 Total: 8 B 6 GIACCIO Olivia USA W 3 3 3 3 3 3 2.5 Total: 20.5							
Bib 1/16 Final 11 (11/32) R 24 GERKEN SCHOFIELD Makayla GBR 2 2 2 2 1 2 1 Total: 12 B 12 CARROLL Avital AUT W 3 3 3 3 4 3 4 Total: 23		Bib 1/8 Final 11 (27/32) B 12 CARROLL Avital AUT W 2 2 2 2 2 2 2.5 Total: 14.5 R 6 GIACCIO Olivia USA W 3 3 3 3 3 3 2.5 Total: 20.5							
Bib 1/16 Final 12 (12/32) R 29 PASSARETTA Manuela ITA DNF B 6 GIACCIO Olivia USA W 5 5 5 5 5 5 5 Total: 35		Bib 1/8 Final 12 (28/32) R 6 GIACCIO Olivia USA W 3 3 3 3 3 3 2.5 Total: 20.5 B 21 LUNDHOLM Elis SWE 0 1 0 1 2 1 1 Total: 6							
Bib 1/16 Final 13 (13/32) R 21 LUNDHOLM Elis SWE 0 1 0 1 2 1 1 Total: 6 B 7 TOMITAKA Hinako JPN W 5 4 5 4 3 4 4 Total: 29		Bib 1/8 Final 13 (29/32) B 7 TOMITAKA Hinako JPN W 4 4 4 3 3 3 2 Total: 23 R 16 GALYSHEVA Yuliya KAZ 1 1 1 2 2 2 3 Total: 12							
Bib 1/16 Final 14 (14/32) R 16 GALYSHEVA Yuliya KAZ W 5 5 4 5 3 3 4 Total: 29 B 26 YUN Shin-Ee KOR 0 0 1 0 2 2 1 Total: 6		Bib 1/8 Final 14 (30/32) R 16 GALYSHEVA Yuliya KAZ 1 1 1 2 2 2 3 Total: 12 B 14 KOEHLER Ashley CAN W 1 1 1 2 2 2 1 Total: 10							
Bib 1/16 Final 15 (15/32) R 25 LI Rulin CHN 0 0 0 0 0 0 0 Total: 0 B 14 KOEHLER Ashley CAN W 5 5 5 5 5 5 5 Total: 35		Bib 1/8 Final 15 (31/32) B 14 KOEHLER Ashley CAN W 1 1 1 2 2 2 1 Total: 10 R 2 LEMLEY Elizabeth USA W 4 4 4 3 3 3 4 Total: 25							
Bib 1/16 Final 16 (16/32) R - BYE - B 2 LEMLEY Elizabeth USA W									

Progression system: In the 1/16 Finals, 1/8 Finals and the Quarterfinals the first ranked competitor in each heat proceeds to the next phase. In the Semifinals the first ranked competitor in each heat proceeds to the Big Final. The second ranked competitor in each heat proceeds to the Small Final.

Legend:	B Blue	DNF Did Not Finish	R Red	W Winner of the heat
----------------	---------------	---------------------------	--------------	-----------------------------



Results Summary

Riepilogo risultati / Synthèse des résultats

DM

Number of Competitors: 29, Number of NOCs: 10

Rank	Bib	FIS Code	Name	NOC Code	YB	Progression		
Big Final								
1	4	2484937	KINGSBURY Mikael	CAN	1992	16F-8: R, Tot: 25, Rk 1 SF-1: R, Tot: 33, Rk 1	8F-4: R, Tot: 23, Rk 1 Big F: R, Tot: 30, Rk 1	QF-2: B, Tot: 35, Rk 1
2	2	2529645	HORISHIMA Ikuma	JPN	1997	8F-8: R, Tot: 35, Rk 1 Big F: B, Tot: 5, Rk 2	QF-4: B, Tot: 26, Rk 1	SF-2: R, Tot: 21, Rk 1
Small Final								
3	6	2441426	GRAHAM Matt	AUS	1994	16F-12: B, Tot: 22, Rk 1 SF-2: B, Tot: 14, Rk 2	8F-6: R, Tot: 27, Rk 1 Small F: B, Tot: 20, Rk 1	QF-3: B, Tot: 20, Rk 1
4	12	2530672	SHIMAKAWA Takuya	JPN	1998	16F-2: R, Tot: 20, Rk 1 SF-1: B, Tot: 2, Rk 2	8F-1: R, Tot: 35, Rk 1 Small F: R, Tot: 15, Rk 2	QF-1: R, Tot: 19, Rk 1
Quarterfinals								
5	8	2532001	WALLBERG Walter	SWE	2000	16F-4: B, Tot: 26, Rk 1	8F-2: R, Tot: 27, Rk 1	QF-1: B, Tot: 16, Rk 2
6	9	2537180	MICKEL Charlie	USA	2004	16F-10: R, Tot: 23, Rk 1	8F-5: R, Tot: 32, Rk 1	QF-3: R, Tot: 15, Rk 2
7	15	2527085	WALCZYK Dylan	USA	1993	16F-14: B, Tot: 23, Rk 1	8F-7: R, Tot: 35, Rk 1	QF-4: R, Tot: 9, Rk 2
8	17	2534856	JUNG Daeyoon	KOR	2005	16F-5: R, Tot: 20, Rk 1	8F-3: B, Tot: 26, Rk 1	QF-2: R, DNF
1/8 Finals								
9	10	2528846	KOLMAKOV Pavel	KAZ	1996	16F-7: B, Tot: 22, Rk 1	8F-4: B, Tot: 12, Rk 2	
10	19	2538751	GAY Paul Andrea	FRA	2006	16F-6: B, Tot: 19, Rk 1	8F-3: R, Tot: 9, Rk 2	
11	14	2534735	HARVEY Jackson	AUS	2002	16F-3: R, Tot: 19, Rk 1	8F-2: B, Tot: 8, Rk 2	
12	20	2531923	STEGFELDT Rasmus	SWE	1998	16F-11: R, Tot: 22, Rk 1	8F-6: B, Tot: 8, Rk 2	
13	3	2532161	WOODS Cooper	AUS	2000	8F-5: B, Tot: 3, Rk 2		
14	1	2534074	VIEL Julien	CAN	2001	8F-1: B, DNF		
15	13	2533462	PAGE Nick	USA	2002	16F-15: B, Tot: 22, Rk 1	8F-8: B, DNF	
16	30	2534254	MURPHY George	AUS	2003	16F-13: R, Tot: 23, Rk 1	8F-7: B, DNF	
1/16 Finals								
17	16	2532044	MOUILLE Thibaud	FRA	1999	16F-6: R, Tot: 16, Rk 2		
18	18	2529670	FUJIKI Goshin	JPN	1997	16F-3: B, Tot: 16, Rk 2		
19	5	2528035	PENTTALA Olli	FIN	1995	16F-5: B, Tot: 15, Rk 2		
20	23	2532513	VAILLANCOURT Elliot	CAN	1999	16F-2: B, Tot: 15, Rk 2		
21	11	2533386	VIERELA Severi	FIN	2001	16F-11: B, Tot: 13, Rk 2		
22	21	2531352	NISHIZAWA Taketo	JPN	1999	16F-12: R, Tot: 13, Rk 2		
23	26	2534001	KARJALAINEN Rasmus	FIN	2002	16F-15: R, Tot: 13, Rk 2		
24	28	2535561	de VILLAUCOURT Arthur	FRA	2003	16F-7: R, Tot: 13, Rk 2		
25	7	2530514	CAVET Benjamin	FRA	1994	16F-13: B, Tot: 12, Rk 2		
26	22	2534140	WENDLER Landon	USA	2000	16F-10: B, Tot: 12, Rk 2		
27	29	2537625	LEE Yoonseung	KOR	2006	16F-14: R, Tot: 12, Rk 2		
28	27	2537792	KROUPA Matyas	CZE	2006	16F-8: B, Tot: 10, Rk 2		
29	25	2533687	AHVENAINEN Akseli	FIN	2002	16F-4: R, Tot: 9, Rk 2		



Results Summary

Riepilogo risultati / Synthèse des résultats

DM

Jury			Technical Data		
FIS Technical Delegate	STEIN Andy	CAN	Course Name	Olympic Course	
Head Judge	ORSATTI Alberto	ITA	Length	245m	
Chief of Competition	CHIARAVALLI Fausto	ITA	Course / Gate Width	24.4m / 11.0m	
Officials			Gradient	28°	
FIS Race Director	RINALDI Andrea	FIS	Pace Time	19.41s	
Referee	ARNOLD Karin	FIS	Homologation Number	7230.001.24	
Technical Advisor	ROTERMUND Konrad	USA	Judges		
Chief of Course	LEONI Loris	ITA	Judge 1 (Turns)	SEARCH Chuck	USA
Course Builder	LEONI Loris	ITA	Judge 2 (Turns)	KOHLI Marion	FRA
			Judge 3 (Turns)	ITO Hajime	JPN
			Judge 4 (Turns)	DEGTEVA Yuliya	KAZ
			Judge 5 (Air)	ERIKSSON Jorgen	SWE
			Judge 6 (Air)	DENT Zoe	AUS
			Judge 7 (Speed)	POHJAVIRTA Pipsa	FIN

Legend:							
16F	1/16 Finals	8F	1/8 Finals	B	Blue	Big F	Big Final
DNF	Did Not Finish	QF	Quarterfinals	R	Red	Rk	Rank
SF	Semifinals	Small F	Small Final	Tot	Total	YB	Year of Birth



Brackets

Tabellone / Tableau de résultats

Number of Competitors: 29, Number of NOCs: 10

1/16 Finals - 10:30		1/8 Finals - 11:00		Quarterfinals - 11:20		Semifinals - 11:35		Finals - 11:46	
Bib 1/16 Final 1 (1/32)	R 1 VIEL Julien CAN W								
B - BYE -									
Bib 1/16 Final 2 (2/32)	R 12 SHIMAKAWA Takuya JPN W 3 3 3 3 3 2 Total: 20								
B 23 VAILLANCOURT Elliot CAN 2 2 2 2 2 3 Total: 15									
Bib 1/16 Final 3 (3/32)	R 14 HARVEY Jackson AUS W 3 3 3 2 2 3 Total: 19								
B 18 FUJIKI Goshin JPN 2 2 2 2 3 2 Total: 16									
Bib 1/16 Final 4 (4/32)	R 25 AHVENAINEN Akseli FIN 1 1 1 1 2 1 Total: 9								
B 8 WALLBERG Walter SWE W 4 4 4 4 3 4 Total: 26									
Bib 1/16 Final 5 (5/32)	R 17 JUNG Daeyoon KOR W 3 3 3 3 3 2 Total: 20								
B 5 PENTTALA Olli FIN 2 2 2 2 2 3 Total: 15									
Bib 1/16 Final 6 (6/32)	R 16 MOUILLE Thibaud FRA 2 2 2 2 3 2 Total: 16								
B 19 GAY Paul Andrea FRA W 3 3 3 2 2 3 Total: 19									
Bib 1/16 Final 7 (7/32)	R 28 de VILLALCOURT Arthur FRA 2 2 2 1 2 2 Total: 13								
B 10 KOLMAKOV Pavel KAZ W 3 3 3 4 3 3 Total: 22									
Bib 1/16 Final 8 (8/32)	R 4 KINGSBURY Mikael CAN W 4 4 4 4 3 3 Total: 25								
B 27 KROUPA Matyas CZE 1 1 1 1 2 2 Total: 10									
Bib 1/16 Final 9 (9/32)	R 3 WOODS Cooper AUS W								
B - BYE -									
Bib 1/16 Final 10 (10/32)	R 9 MICKEL Charlie USA W 3 4 3 4 4 2 Total: 23								
B 22 WENDLER Landon USA 2 1 2 2 1 1 3 Total: 12									
Bib 1/16 Final 11 (11/32)	R 20 STEGFELDT Rasmus SWE W 4 3 3 4 3 3 2 Total: 22								
B 11 VIERELA Severi FIN 1 2 2 1 2 2 3 Total: 13									
Bib 1/16 Final 12 (12/32)	R 21 NISHIZAWA Taketo JPN 1 1 2 2 2 2 3 Total: 13								
B 6 GRAHAM Matt AUS W 4 4 3 3 3 2 Total: 22									
Bib 1/16 Final 13 (13/32)	R 30 MURPHY George AUS W 4 4 4 4 2 2 3 Total: 23								
B 7 CAVET Benjamin FRA 1 1 1 1 3 3 2 Total: 12									
Bib 1/16 Final 14 (14/32)	R 29 LEE Yoonseung KOR 1 1 1 1 2 2 4 Total: 12								
B 15 WALCZYK Dylan USA W 4 4 4 4 3 1 Total: 23									
Bib 1/16 Final 15 (15/32)	R 26 KARJALAINEN Rasmus FIN 2 1 2 2 2 2 2 Total: 13								
B 13 PAGE Nick USA W 3 4 3 3 3 3 Total: 22									
Bib 1/16 Final 16 (16/32)	R - BYE -								
B 2 HORISHIMA Ikuma JPN W									
Bib 1/8 Final 1 (17/32)	B 1 VIEL Julien CAN DNF								
R 12 SHIMAKAWA Takuya JPN W 5 5 5 5 5 5 Total: 35									
Bib 1/8 Final 2 (18/32)	B 14 HARVEY Jackson AUS 1 1 1 1 2 0 Total: 8								
R 8 WALLBERG Walter SWE W 4 4 4 4 3 5 Total: 27									
Bib 1/8 Final 3 (19/32)	B 17 JUNG Daeyoon KOR W 4 3 4 3 4 4 Total: 26								
R 19 GAY Paul Andrea FRA 1 2 1 2 1 1 1 Total: 9									
Bib 1/8 Final 4 (20/32)	B 10 KOLMAKOV Pavel KAZ 1 1 1 2 2 2 3 Total: 12								
R 4 KINGSBURY Mikael CAN W 4 4 4 3 3 2 Total: 23									
Bib 1/8 Final 5 (21/32)	B 3 WOODS Cooper AUS 0 0 0 0 0 3 Total: 3								
R 9 MICKEL Charlie USA W 5 5 5 5 5 2 Total: 32									
Bib 1/8 Final 6 (22/32)	B 20 STEGFELDT Rasmus SWE 1 1 1 1 1 1 2 Total: 8								
R 6 GRAHAM Matt AUS W 4 4 4 4 4 3 Total: 27									
Bib 1/8 Final 7 (23/32)	B 30 MURPHY George AUS DNF								
R 15 WALCZYK Dylan USA W 5 5 5 5 5 5 Total: 35									
Bib 1/8 Final 8 (24/32)	B 13 PAGE Nick USA DNF								
R 2 HORISHIMA Ikuma JPN W 5 5 5 5 5 5 Total: 35									
Bib Quarterfinal 1 (25/32)	R 12 SHIMAKAWA Takuya JPN W 3 3 3 2 3 2 Total: 19								
B 8 WALLBERG Walter SWE 2 2 2 2 3 2 3 Total: 16									
Bib Quarterfinal 2 (26/32)	R 17 JUNG Daeyoon KOR DNF								
B 4 KINGSBURY Mikael CAN W 5 5 5 5 5 5 Total: 35									
Bib Quarterfinal 3 (27/32)	R 9 MICKEL Charlie USA 3 2 2 3 2 1 2 Total: 15								
B 6 GRAHAM Matt AUS W 2 3 3 2 3 4 3 Total: 20									
Bib Quarterfinal 4 (28/32)	R 15 WALCZYK Dylan USA 1 1 2 2 1 1 1 Total: 9								
B 2 HORISHIMA Ikuma JPN W 4 4 3 3 4 4 4 Total: 26									
Bib Semifinal 1 (29/32)	B 12 SHIMAKAWA Takuya JPN 0 0 0 0 1 1 0 Total: 2								
R 4 KINGSBURY Mikael CAN W 5 5 5 4 4 5 Total: 33									
Bib Semifinal 2 (30/32)	B 6 GRAHAM Matt AUS 2 2 2 2 2 2 2 Total: 14								
R 2 HORISHIMA Ikuma JPN W 3 3 3 3 3 3 3 Total: 21									
Bib Small Final (31/32)	R 12 SHIMAKAWA Takuya JPN 2 2 2 2 3 2 2 Total: 15								
B 6 GRAHAM Matt AUS W 3 3 3 3 2 3 3 Total: 20									
Bib Big Final (32/32)	R 4 KINGSBURY Mikael CAN W 5 5 5 5 5 0 Total: 30								
B 2 HORISHIMA Ikuma JPN 0 0 0 0 0 0 5 Total: 5									

Bib Small Final (31/32)

R 12 SHIMAKAWA Takuya JPN 2 2 2 2 3 2 2 Total: 15
B 6 GRAHAM Matt AUS W 3 3 3 3 2 3 3 Total: 20

Bib Big Final (32/32)

R 4 KINGSBURY Mikael CAN W 5 5 5 5 5 0 Total: 30
B 2 HORISHIMA Ikuma JPN 0 0 0 0 0 0 5 Total: 5

Ranking Summary

Gold	KINGSBURY Mikael	CAN
Silver	HORISHIMA Ikuma	JPN
Bronze	GRAHAM Matt	AUS
4	SHIMAKAWA Takuya	JPN
5	WALLBERG Walter	SWE
6	MICKEL Charlie	USA
7	WALCZYK Dylan	USA
8	JUNG Daeyoon	KOR

Progression system: In the 1/16 Finals, 1/8 Finals and the Quarterfinals the first ranked competitor in each heat proceeds to the next phase. In the Semifinals the first ranked competitor in each heat proceeds to the Big Final. The second ranked competitor in each heat proceeds to the Small Final.

Legend:

B Blue	DNF Did Not Finish	R Red	W Winner of the heat
---------------	---------------------------	--------------	-----------------------------



Start List

Lista di partenza / Liste de départ

REVISED
17 FEB 18:04

AE

Number of Competitors: 25, Number of NOCs: 11

Start Order	Bib	FIS Code	Name	NOC Code	YB	Code	DD	Kicker
1	6	2534887	THENAULT Marion	CAN	2000	bFFF	4.293	2
2	12	2534232	TANNER Tasia	USA	2002	bFF	3.150	1
3	7	2527702	SCOTT Danielle	AUS	1990	bFFF	4.293	2
4	21	2535847	KOZOMARA Lina	SUI	2005	bLF	2.900	1
5	10	2533871	WILLCOX Abbey	AUS	1996	bdFF	3.525	1
6	16	2485033	HUSKOVA Hanna	AIN	1992	bLTF	3.710	2
7	24	2538216	YATSIUK Oksana	UKR	2006	bFF	3.150	1
8	11	2535259	FRIGO Airleigh	AUS	1999	bFF	3.150	1
9	4	2530620	VINECKI Winter	USA	1998	bFFF	4.293	2
10	26	2539383	STEPHENS Sidney	AUS	2003	bLF	2.900	1
11	19	2535261	DERUGO Anna	AIN	2003	bFF	3.150	1
12	1	2526230	XU Mengtao	CHN	1990	bFFF	4.293	2
13	3	2534233	KUHN Kaila	USA	2003	bFFF	4.293	2
14	14	2538466	DOSSA Kyra	USA	2004	bFF	3.150	1
15	22	2539796	MERKOVA Adela	CZE	2001	bLF	2.900	1
16	15	2534499	BRYKINA Anhelina	UKR	2004	bFFF	4.293	2
17	13	2532659	WEISS Emma	GER	2000	bFF	3.150	1
18	23	2535164	IGARASHI Runa	JPN	2004	bLT	2.600	1
19	17	2538217	YABLONSKA Diana	UKR	2007	bFF	3.150	1
20	9	2533270	SHAO Qi	CHN	2001	bLFF	4.028	2
21	2	2529016	KONG Fanyu	CHN	1993	bLFF	4.028	2
22	25	2531594	ZHOLDAS Ayana	KAZ	2001	bFF	3.150	1
23	20	2535437	ANDRYIANAVA Anastasiya	AIN	2004	bFF	3.150	1
24	8	2535284	CHEN Meiting	CHN	2005	bFFF	4.293	2
25	18	2538215	POPOVYCH Nelli	UKR	2007	bLL	2.650	1

Jury			Technical Data			
FIS Technical Delegate	STEIN Andy	CAN	Course Name	Olympic Course		
Head Judge	KLANCAR Marko	SLO		Distance	Height	Gradient
Chief of Competition	CHIARAVALLI Fausto	ITA	In-run	70.0m		25°
Officials			Table	26.0m		
FIS Race Director	RINALDI Andrea	FIS	Landing	27.0m		37°
Referee	ARNOLD Karin	FIS	Kicker 1	6.60m	3.50m	65°
Chief of Course	DIOLI Giulio	ITA	Kicker 2	8.00m	4.10m	71°
Course Builder	LEONI Loris	ITA	Judges			
Video Controller	KAVUNOV Dmitriy	UZB	Judge 1	POLYUK Olga	UKR	
			Judge 2	QIU Sen	CHN	
			Judge 3	LAUER Emily	USA	
			Judge 4	GAFNER BUMANN Nicole	SUI	
			Judge 5	MURPHY Daniel	CAN	

Forerunners:					
F1 - YAN Lizhen	CHN	F2 - SHEN Haohao	CHN	F3 - TAO Xin	CHN



Start List

Lista di partenza / Liste de départ

REVISED
17 FEB 18:04

AE

Explanation of Jump Codes:

Somersault direction	b = Back, f = Front, s = Side
Body position	L = Lay (layout/straight), T = Tuck, P = Pike
Number of twists	H = Half (½ twist), HI = Half twist in layout position, F = Full (1 twist), Ru = Rudy (1½ twist), dF = Double Full (2 twists), Ra = Randy (2½ twists), tF = Triple Full
Example: bLTF	back/Lay-Tuck-Full = Triple back somersault, with the first somersault laid out, second tucked, third with a full twist

Progression system: The top six competitors advance from Qualification 1 to Final 1. The remaining competitors take a run in Qualification 2 in the same order as in Qualification 1 and the top six competitors (or fewer if there is an unbreakable tie for sixth place in Qualification 1) advance to Final 1 (best of Qualification 1 and Qualification 2).

Note:
Competitors may change jumps and the Degree of Difficulty (DD) before they start.

Legend:
DD Degree of Difficulty **YB** Year of Birth

REVISED Women's Aerials competition has been rescheduled to February 18th, new start time: 10:00.



Start List

Lista di partenza / Liste de départ

AE

Number of Competitors: 19, Number of NOCs: 10

Start Order	Bib	FIS Code	Name	NOC Code	YB	PR Rank	Code	DD	Kicker
1	12	2534232	TANNER Tasia	USA	2002	12	bLF	2.900	1
2	21	2535847	KOZOMARA Lina	SUI	2005	19	bLT	2.600	1
3	10	2533871	WILLCOX Abbey	AUS	1996	8	bFF	3.150	1
4	16	2485033	HUSKOVA Hanna	AIN	1992	7	bLFT	3.710	2
5	24	2538216	YATSIUK Oksana	UKR	2006	16	bLF	2.900	1
6	11	2535259	FRIGO Airleigh	AUS	1999	20	bdFF	3.525	1
7	4	2530620	VINECKI Winter	USA	1998	9	bLFF	4.028	1
8	26	2539383	STEPHENS Sidney	AUS	2003	14	bLT	2.600	1
9	19	2535261	DERUGO Anna	AIN	2003	18	bLF	2.900	1
10	14	2538466	DOSSA Kyra	USA	2004	23	bLF	2.900	1
11	22	2539796	MERKOVA Adela	CZE	2001	24	bLT	2.600	1
12	15	2534499	BRYKINA Anhelina	UKR	2004	13	bFFT	3.975	2
13	13	2532659	WEISS Emma	GER	2000	11	bdFT	3.225	1
14	23	2535164	IGARASHI Runa	JPN	2004	22	bLL	2.650	1
15	17	2538217	YABLONSKA Diana	UKR	2007	21	bLF	2.900	1
16	25	2531594	ZHOLDAS Ayana	KAZ	2001	17	bFdF	3.525	1
17	20	2535437	ANDRYIANAVA Anastasiya	AIN	2004	15	bFT	2.850	1
18	8	2535284	CHEN Meiting	CHN	2005	10	bLFF	4.028	2
19	18	2538215	POPOVYCH Nelli	UKR	2007	25	bLT	2.600	1

Jury			Technical Data			
FIS Technical Delegate	STEIN Andy	CAN	Course Name	Olympic Course		
Head Judge	KLANCAR Marko	SLO		Distance	Height	Gradient
Chief of Competition	CHIARAVALLI Fausto	ITA	In-run	70.0m		25°
Officials			Table	26.0m		
FIS Race Director	RINALDI Andrea	FIS	Landing	27.0m		37°
Referee	ARNOLD Karin	FIS	Kicker 1	6.60m	3.50m	65°
Chief of Course	DIOLI Giulio	ITA	Kicker 2	8.00m	4.10m	71°
Course Builder	LEONI Loris	ITA	Judges			
Video Controller	KAVUNOV Dmitriy	UZB	Judge 1	POLYUK Olga	UKR	
			Judge 2	QIU Sen	CHN	
			Judge 3	LAUER Emily	USA	
			Judge 4	GAFNER BUMANN Nicole	SUI	
			Judge 5	MURPHY Daniel	CAN	

Forerunners:					
F1 - YAN Lizhen	CHN	F2 - SHEN Haohao	CHN	F3 - TAO Xin	CHN

Explanation of Jump Codes:

Somersault direction	b = Back, f = Front, s = Side
Body position	L = Lay (layout/straight), T = Tuck, P = Pike
Number of twists	H = Half (½ twist), HI = Half twist in layout position, F = Full (1 twist), Ru = Rudy (1½ twist), dF = Double Full (2 twists), Ra = Randy (2½ twists), tF = Triple Full
Example: bLTF	back/Lay-Tuck-Full = Triple back somersault, with the first somersault laid out, second tucked, third with a full twist

Progression system: The top six competitors (or fewer if there is an unbreakable tie at Qualification 1 sixth place) advance from Qualification 2 to Final 1.

Note:
Competitors may change jumps and the Degree of Difficulty (DD) before they start.

DD	Degree of Difficulty	PR	Previous Round	YB	Year of Birth
----	----------------------	----	----------------	----	---------------



Tie-Breaking Protocol
Protocollo di pareggio / Protocole des ex æquo

AE

1. If two or more competitors are tied, the scores of each tied competitor will be recalculated without the application of Degree of Difficulty (DD), and the competitor with the better recalculated score will receive the better rank.
2. If ties remain, the competitor with the better Form score will receive the better rank.
3. If ties remain, the competitor with the better Landing score will receive the better rank.
4. If ties remain, the competitor with the lower Degree of Difficulty (DD) will receive the better rank.
5. If any competitors remain tied, they will receive the same rank and be listed in order of their rank in the Seeding List.

Tie-breaking for the score: 89.29

Rank	Bib	FIS Code	Name	NOC Code	YB	Score	Jump Code	DD (4)	Run Score	FIS Seeding Rank	
5	1	2526230	XU Mengtao	CHN	1990	Air: 5.5 Form (2): <u>11.9</u> Landing (3): 3.4 Total (1): <u>20.8</u>	bFFF	4.293	89.29		
Tie-break points:										11.9	1
6	3	2534233	KUHN Kaila	USA	2003	Air: 5.1 Form (2): <u>10.8</u> Landing (3): 4.9 Total (1): <u>20.8</u>	bFFF	4.293	89.29		
Tie-break points:										10.8	3

Explanation of Jump Codes:

Somersault direction	b = Back, f = Front, s = Side
Body position	L = Lay (layout/straight), T = Tuck, P = Pike
Number of twists	H = Half (½ twist), HI = Half twist in layout position, F = Full (1 twist), Ru = Rudy (1½ twist), dF = Double Full (2 twists), Ra = Randy (2½ twists), tF = Triple Full
Example: bLTF	back/Lay-Tuck-Full = Triple back somersault, with the first somersault laid out, second tucked, third with a full twist

Legend:	DD Degree of Difficulty	YB Year of Birth
----------------	--------------------------------	-------------------------



Start List

Lista di partenza / Liste de départ

AE

Jump 1

Number of Competitors: 12, Number of NOCs: 6

Start Order	Bib	FIS Code	Name	NOC Code	YB	PR Rank	Code	DD	Kicker
1	12	2534232	TANNER Tasia	USA	2002	12	bFF	3.150	1
2	13	2532659	WEISS Emma	GER	2000	11	bFF	3.150	1
3	4	2530620	VINECKI Winter	USA	1998	10	bLFF	4.028	2
4	10	2533871	WILLCOX Abbey	AUS	1996	9	bdFF	3.525	1
5	16	2485033	HUSKOVA Hanna	AIN	1992	8	bLTF	3.710	2
6	8	2535284	CHEN Meiting	CHN	2005	7	bFFF	4.293	2
7	3	2534233	KUHN Kaila	USA	2003	6	bLFF	4.028	2
8	1	2526230	XU Mengtao	CHN	1990	5	bFFF	4.293	2
9	2	2529016	KONG Fanyu	CHN	1993	4	bLFF	4.028	2
10	9	2533270	SHAO Qi	CHN	2001	3	bLFF	4.028	2
11	7	2527702	SCOTT Danielle	AUS	1990	2	bFFF	4.293	2
12	6	2534887	THENAULT Marion	CAN	2000	1	bFFF	4.293	2

Jury				Technical Data			
FIS Technical Delegate	STEIN Andy	CAN		Course Name	Olympic Course		
Head Judge	KLANCAR Marko	SLO		Distance	70.0m	Height	25°
Chief of Competition	CHIARAVALLI Fausto	ITA		In-run	70.0m	Gradient	25°
Officials				Table	26.0m		
FIS Race Director	RINALDI Andrea	FIS		Landing	27.0m		37°
Referee	ARNOLD Karin	FIS		Kicker 1	6.60m	3.50m	65°
Chief of Course	DIOLI Giulio	ITA		Kicker 2	8.00m	4.10m	71°
Course Builder	LEONI Loris	ITA		Judges			
Video Controller	KAVUNOV Dmitriy	UZB		Judge 1	POLYUK Olga	UKR	
				Judge 2	QIU Sen	CHN	
				Judge 3	LAUER Emily	USA	
				Judge 4	GAFNER BUMANN Nicole	SUI	
				Judge 5	MURPHY Daniel	CAN	

Explanation of Jump Codes:

Somersault direction	b = Back, f = Front, s = Side
Body position	L = Lay (layout/straight), T = Tuck, P = Pike
Number of twists	H = Half (½ twist), HI = Half twist in layout position, F = Full (1 twist), Ru = Rudy (1½ twist), dF = Double Full (2 twists), Ra = Randy (2½ twists), tF = Triple Full
Example: bLTF	back/Lay-Tuck-Full = Triple back somersault, with the first somersault laid out, second tucked, third with a full twist

Progression system: Qualified competitors compete in reverse order of their qualification rank. The top six competitors (or more if there is an unbreakable tie for sixth place) advance from Final 1 to Final 2 (best of jump 1 and jump 2).

Note:
Competitors may change jumps and the Degree of Difficulty (DD) before they start.

Legend:
DD Degree of Difficulty PR Previous Round YB Year of Birth



Start List

Lista di partenza / Liste de départ

AE

Jump 2

Number of Competitors: 12, Number of NOCs: 6

Start Order	Bib	FIS Code	Name	NOC Code	YB	PR Rank	Code	DD	Kicker
1	12	2534232	TANNER Tasia	USA	2002	12	bLF	2.900	1
2	13	2532659	WEISS Emma	GER	2000	11	bdFF	3.525	1
3	4	2530620	VINECKI Winter	USA	1998	10	bFFF	4.293	2
4	10	2533871	WILLCOX Abbey	AUS	1996	9	bFF	3.150	1
5	16	2485033	HUSKOVA Hanna	AIN	1992	8	bLFT	3.710	2
6	8	2535284	CHEN Meiting	CHN	2005	7	bLFF	4.028	2
7	3	2534233	KUHN Kaila	USA	2003	6	bFFF	4.293	2
8	1	2526230	XU Mengtao	CHN	1990	5	bLFF	4.028	2
9	2	2529016	KONG Fanyu	CHN	1993	4	bFFF	4.293	2
10	9	2533270	SHAO Qi	CHN	2001	3	bLTF	3.710	2
11	7	2527702	SCOTT Danielle	AUS	1990	2	bLFF	4.028	2
12	6	2534887	THENAULT Marion	CAN	2000	1	bLFF	4.028	2

Jury				Technical Data			
FIS Technical Delegate	STEIN Andy	CAN		Course Name	Olympic Course		
Head Judge	KLANCAR Marko	SLO		Distance		Height	Gradient
Chief of Competition	CHIARAVALLI Fausto	ITA		In-run	70.0m		25°
Officials				Table	26.0m		
FIS Race Director	RINALDI Andrea	FIS		Landing	27.0m		37°
Referee	ARNOLD Karin	FIS		Kicker 1	6.60m	3.50m	65°
Chief of Course	DIOLI Giulio	ITA		Kicker 2	8.00m	4.10m	71°
Course Builder	LEONI Loris	ITA		Judges			
Video Controller	KAVUNOV Dmitriy	UZB		Judge 1	POLYUK Olga	UKR	
				Judge 2	QIU Sen	CHN	
				Judge 3	LAUER Emily	USA	
				Judge 4	GAFNER BUMANN Nicole	SUI	
				Judge 5	MURPHY Daniel	CAN	

Explanation of Jump Codes:

Somersault direction	b = Back, f = Front, s = Side
Body position	L = Lay (layout/straight), T = Tuck, P = Pike
Number of twists	H = Half (½ twist), HI = Half twist in layout position, F = Full (1 twist), Ru = Rudy (1½ twist), dF = Double Full (2 twists), Ra = Randy (2½ twists), tF = Triple Full
Example: bLTF	back/Lay-Tuck-Full = Triple back somersault, with the first somersault laid out, second tucked, third with a full twist

Progression system: Qualified competitors compete in reverse order of their qualification rank. The top six competitors (or more if there is an unbreakable tie for sixth place) advance from Final 1 to Final 2 (best of jump 1 and jump 2).

Note:
Competitors may change jumps and the Degree of Difficulty (DD) before they start.

Legend:
DD Degree of Difficulty PR Previous Round YB Year of Birth



Start List

Lista di partenza / Liste de départ

AE

Number of Competitors: 6, Number of NOCs: 3

Start Order	Bib	FIS Code	Name	NOC Code	YB	PR Rank	Code	DD	Kicker
1	9	2533270	SHAO Qi	CHN	2001	6	bLFF	4.028	2
2	4	2530620	VINECKI Winter	USA	1998	5	bFFF	4.293	2
3	1	2526230	XU Mengtao	CHN	1990	4	bFFF	4.293	2
4	3	2534233	KUHN Kaila	USA	2003	3	bFFF	4.293	2
5	2	2529016	KONG Fanyu	CHN	1993	2	bFFF	4.293	2
6	7	2527702	SCOTT Danielle	AUS	1990	1	bFFF	4.293	2

Jury			Technical Data			
FIS Technical Delegate	STEIN Andy	CAN	Course Name	Olympic Course		
Head Judge	KLANCAR Marko	SLO		Distance	Height	Gradient
Chief of Competition	CHIARAVALLI Fausto	ITA	In-run	70.0m		25°
Officials			Table	26.0m		
FIS Race Director	RINALDI Andrea	FIS	Landing	27.0m		37°
Referee	ARNOLD Karin	FIS	Kicker 1	6.60m	3.50m	65°
Chief of Course	DIOLI Giulio	ITA	Kicker 2	8.00m	4.10m	71°
Course Builder	LEONI Loris	ITA	Judges			
Video Controller	KAVUNOV Dmitriy	UZB	Judge 1	POLYUK Olga		UKR
			Judge 2	QIU Sen		CHN
			Judge 3	LAUER Emily		USA
			Judge 4	GAFNER BUMANN Nicole		SUI
			Judge 5	MURPHY Daniel		CAN

Explanation of Jump Codes:

Somersault direction	b = Back, f = Front, s = Side
Body position	L = Lay (layout/straight), T = Tuck, P = Pike
Number of twists	H = Half (½ twist), Hl = Half twist in layout position, F = Full (1 twist), Ru = Rudy (1½ twist), dF = Double Full (2 twists), Ra = Randy (2½ twists), tF = Triple Full
Example: bLTF	back/Lay-Tuck-Full = Triple back somersault, with the first somersault laid out, second tucked, third with a full twist

Note:

Competitors may change jumps and the Degree of Difficulty (DD) before they start.

Legend:

DD	Degree of Difficulty	PR	Previous Round	YB	Year of Birth
----	----------------------	----	----------------	----	---------------



Tie-Breaking Protocol

Protocollo di pareggio / Protocole des ex æquo

AE

1. If two or more competitors are tied, the scores of each tied competitor will be recalculated without the application of Degree of Difficulty (DD), and the competitor with the better recalculated score will receive the better rank.
2. If ties remain, the competitor with the better Form score will receive the better rank.
3. If ties remain, the competitor with the better Landing score will receive the better rank.
4. If ties remain, the competitor with the lower Degree of Difficulty (DD) will receive the better rank.
5. If any competitors remain tied, they will receive the same rank and be listed in order of their rank in the Seeding List.

Tie-breaking for the score: 107.75

Rank	Bib	FIS Code	Name	NOC Code	YB	Score	Jump Code	DD (4)	Run Score	FIS Seeding Rank
4	1	2526230	XU Mengtao	CHN	1990	Air:	5.7			
						Form (2):	<u>12.5</u>			
						Landing (3):	6.9			
						Total (1):	<u>25.1</u>	bFFF	4.293	107.75
						Tie-break points:			12.5	1
5	4	2530620	VINECKI Winter	USA	1998	Air:	5.3			
						Form (2):	<u>12.2</u>			
						Landing (3):	7.6			
						Total (1):	<u>25.1</u>	bFFF	4.293	107.75
						Tie-break points:			12.2	4

Explanation of Jump Codes:

Somersault direction	b = Back, f = Front, s = Side
Body position	L = Lay (layout/straight), T = Tuck, P = Pike
Number of twists	H = Half (½ twist), HI = Half twist in layout position, F = Full (1 twist), Ru = Rudy (1½ twist), dF = Double Full (2 twists), Ra = Randy (2½ twists), tF = Triple Full
Example: bLTF	back/Lay-Tuck-Full = Triple back somersault, with the first somersault laid out, second tucked, third with a full twist

Legend:	DD Degree of Difficulty	YB Year of Birth
----------------	--------------------------------	-------------------------



Results Summary

Riepilogo risultati / Synthèse des résultats

AE

Number of Competitors: 25, Number of NOCs: 11

Rank	Bib	FIS Code	Name	NOC Code	YB	Q1		Q2		F1				F2	FIS Points
						Score	Rk	Score	Rk	Jump 1		Jump 2			
										Score	Rk	Score	Rk		
1	1	2526230	XU Mengtao	CHN	1990	89.29	(5)			107.75	(3)	DNS	112.90	1000.00	
2	7	2527702	SCOTT Danielle	AUS	1990	99.59	(2)			117.19	(1)	DNS	102.17	800.00	
3	9	2533270	SHAO Qi	CHN	2001	90.22	(3)			105.93	(4)	DNS	101.90	600.00	
4	2	2529016	KONG Fanyu	CHN	1993	89.72	(4)			113.33	(2)	DNS	101.31	500.00	
5	3	2534233	KUHN Kaila	USA	2003	89.29	(6)			87.00	(9)	109.90	(1)	99.16	450.00
6	4	2530620	VINECKI Winter	USA	1998	87.57	(9)	84.99	(2)	99.89	(6)	107.75	(2)	90.58	400.00
7	6	2534887	THENAULT Marion	CAN	2000	108.61	(1)			103.89	(5)	101.90	(3)		360.00
8	16	2485033	HUSKOVA Hanna	AIN	1992	88.29	(7)	82.73	(3)	86.44	(10)	100.29	(4)		320.00
9	8	2535284	CHEN Meiting	CHN	2005	86.71	(10)	100.29	(1)	98.73	(7)	76.93	(6)		290.00
10	10	2533871	WILLCOX Abbey	AUS	1996	88.12	(8)	66.78	(12)	88.83	(8)	74.97	(8)		260.00
11	12	2534232	TANNER Tasia	USA	2002	80.01	(12)	78.01	(4)	85.36	(11)	80.62	(5)		240.00
12	13	2532659	WEISS Emma	GER	2000	81.90	(11)	75.14	(7)	45.82	(12)	75.28	(7)		220.00
13	15	2534499	BRYKINA Anhelina	UKR	2004	79.84	(13)	75.50	(6)						200.00
14	14	2538466	DOSSA Kyra	USA	2004	53.55	(23)	75.98	(5)						180.00
15	26	2539383	STEPHENS Sidney	AUS	2003	75.11	(14)	73.84	(8)						160.00
16	20	2535437	ANDRYIANAVA Anastasiya	AIN	2004	74.02	(15)	70.39	(10)						150.00
17	19	2535261	DERUGO Anna	AIN	2003	58.90	(18)	71.63	(9)						140.00
18	17	2538217	YABLONSKA Diana	UKR	2007	55.44	(21)	69.89	(11)						130.00
19	18	2538215	POPOVYCH Nelli	UKR	2007	43.46	(25)	64.22	(13)						120.00
20	24	2538216	YATSIUK Oksana	UKR	2006	62.68	(16)	60.03	(15)						110.00
21	25	2531594	ZHOLDAS Ayana	KAZ	2001	61.11	(17)	57.10	(17)						100.00
22	11	2535259	FRIGO Airleigh	AUS	1999	55.75	(20)	60.27	(14)						90.00
23	21	2535847	KOZOMARA Lina	SUI	2005	57.71	(19)	58.50	(16)						80.00
24	23	2535164	IGARASHI Runa	JPN	2004	54.60	(22)	51.94	(18)						70.00
25	22	2539796	MERKOVA Adela	CZE	2001	50.17	(24)	48.62	(19)						60.00

Legend:							
DNS	Did Not Start	F	Final	Q	Qualification	Rk	Rank
YB	Year of Birth						



Official Communication

Comunicazione ufficiale / Communication officielle

Item: 2

Women's Aerials on 17 Feb rescheduled - new start time 11:15.

Due to unfavourable weather conditions, the Women's Aerials Qualification has been rescheduled to 11:15.

Issued by: Andrea Rinaldi, FIS Race Director
Time: 10:52
Date: 17 FEB 2026

This decision affects: Results
Schedule
Other

X



Official Communication

Comunicazione ufficiale / Communication officielle

Item: 3

Women's Aerials on 17 Feb rescheduled - new start time 13:45.

Summary:

Due to unfavourable weather conditions, the Women's Aerials Qualification has been rescheduled to 13:45.

Details:

Issued by: Andrea Rinaldi, FIS Race Director
Time: 11:51
Date: 17 FEB 2026

This decision affects: Results
Schedule
Other

X



Start List

Lista di partenza / Liste de départ

REVISED
19 FEB 18:03

AE

Number of Competitors: 25, Number of NOCs: 9

Start Order	Bib	FIS Code	Name	NOC Code	YB	Code	DD	Kicker
1	24	2530049	NOVAK Nicholas	CZE	1996	bFdFF	4.425	2
2	11	2535856	HAVRIUK Yan	UKR	2004	bFdFF	4.425	2
3	10	2535366	CURRAN Connor	USA	2004	bFdFF	4.425	2
4	9	2533963	DEHLINGER Quinn	USA	2002	bFdFF	4.425	2
5	4	2534531	KOTOVSKYI Dmytro	UKR	2001	bFdFF	4.425	2
6	23	2539384	FLANAGAN Reilly	AUS	2004	bdFF	3.525	1
7	3	2526229	QI Guangpu	CHN	1990	bFdFF	4.425	2
8	25	2533764	IGARASHI Haruto	JPN	2002	bLF	2.900	1
9	17	2535398	PRIMEAU Victor	CAN	2003	bFdFF	4.425	2
10	18	2534965	KUZNIETSOV Maksym	UKR	2004	bLdFF	4.175	2
11	16	2535295	NADEAU Emile	CAN	2004	bFdFF	4.425	2
12	7	2532120	ROTH Noe	SUI	2000	bdFFF	4.525	2
13	21	2532857	IVANOV Roman	KAZ	2001	bFdFF	4.425	2
14	19	2539389	ASSAN Assylkhan	KAZ	2009	bFdFF	4.425	2
15	8	2535429	FONTAINE Miha	CAN	2004	bFdFF	4.425	2
16	14	2534669	KRUEGER Derek	USA	2003	bFdFF	4.425	2
17	2	2534105	LI Tianma	CHN	2001	bdFFF	4.525	2
18	1	2533272	SUN Jiaxu	CHN	1999	bFdFF	4.425	2
19	22	2537928	RAIMKULOV Dinmukhammed	KAZ	2006	bFdFF	4.425	2
20	12	2530617	LILLIS Christopher	USA	1998	bFdFF	4.425	2
21	5	2530407	WANG Xindi	CHN	1995	bdFFF	4.525	2
22	15	2530243	OKIPNIUK Oleksandr	UKR	1998	bdFFF	4.525	2
23	13	2531173	IRVING Lewis	CAN	1995	bFdFF	4.425	2
24	6	2533607	WERNER Pirmin	SUI	2000	bFdFF	4.425	2
25	20	2532095	KHASHIRBAYEV Sherzod	KAZ	2003	bFdFF	4.425	2

Jury	Technical Data			
FIS Technical Delegate	STEIN Andy	CAN	Course Name	Olympic Course
Head Judge	KLANCAR Marko	SLO	Distance	70.0m
Chief of Competition	CHIARAVALLI Fausto	ITA	Height	26.0m
Officials			In-run	27.0m
FIS Race Director	RINALDI Andrea	FIS	Landing	37°
Referee	ARNOLD Karin	FIS	Kicker 1	6.60m 3.50m 65°
Chief of Course	DIOLI Giulio	ITA	Kicker 2	8.00m 4.10m 71°
Course Builder	LEONI Loris	ITA	Judges	
Video Controller	KAVUNOV Dmitriy	UZB	Judge 1	POLYUK Olga UKR
			Judge 2	QIU Sen CHN
			Judge 3	LAUER Emily USA
			Judge 4	GAFNER BUMANN Nicole SUI
			Judge 5	MURPHY Daniel CAN

Forerunners:			
F1 - GU Jiubo	CHN	F2 - YANG Yuheng	CHN
F4 - ERB Neville	SUI	F3 - LÄBER Andrin	SUI



Start List

Lista di partenza / Liste de départ

REVISED
19 FEB 18:03

AE

Explanation of Jump Codes:

Somersault direction	b = Back, f = Front, s = Side
Body position	L = Lay (layout/straight), T = Tuck, P = Pike
Number of twists	H = Half (½ twist), HI = Half twist in layout position, F = Full (1 twist), Ru = Rudy (1½ twist), dF = Double Full (2 twists), Ra = Randy (2½ twists), tF = Triple Full
Example: bLTF	back/Lay-Tuck-Full = Triple back somersault, with the first somersault laid out, second tucked, third with a full twist

Progression system: The top six competitors advance from Qualification 1 to Final 1. The remaining competitors take a run in Qualification 2 in the same order as in Qualification 1 and the top six competitors (or fewer if there is an unbreakable tie for sixth place in Qualification 1) advance to Final 1 (best of Qualification 1 and Qualification 2).

Note:
Competitors may change jumps and the Degree of Difficulty (DD) before they start.

Legend:
DD Degree of Difficulty **YB** Year of Birth

REVISED Men's Aerials competition has been rescheduled to February 20th, new start time: 10:30. Startorder has been redrawn.



Start List

Lista di partenza / Liste de départ

AE

Number of Competitors: 19, Number of NOCs: 9

Start Order	Bib	FIS Code	Name	NOC Code	YB	PR Rank	Code	DD	Kicker
1	24	2530049	NOVAK Nicholas	CZE	1996	19	bFFF	4.050	2
2	11	2535856	HAVRIUK Yan	UKR	2004	18	bFFdF	4.525	2
3	9	2533963	DEHLINGER Quinn	USA	2002	DNS	bdFFF	4.525	2
4	4	2534531	KOTOVSKYI Dmytro	UKR	2001	14	bFtFF	5.200	2
5	23	2539384	FLANAGAN Reilly	AUS	2004	21	bFF	3.150	1
6	25	2533764	IGARASHI Haruto	JPN	2002	24	bLT	2.600	1
7	17	2535398	PRIMEAU Victor	CAN	2003	17	bFFF	4.050	2
8	18	2534965	KUZNIETSOV Maksym	UKR	2004	23	bFdFF	4.425	2
9	16	2535295	NADEAU Emile	CAN	2004	9	bFFdF	4.525	2
10	7	2532120	ROTH Noe	SUI	2000	8	bFdFF	4.425	2
11	21	2532857	IVANOV Roman	KAZ	2001	11	bdFFF	4.525	2
12	19	2539389	ASSAN Assylkhan	KAZ	2009	15	bdFFF	4.525	2
13	8	2535429	FONTAINE Miha	CAN	2004	12	bdFFF	4.525	2
14	14	2534669	KRUEGER Derek	USA	2003	7	bFFF	4.050	2
15	2	2534105	LI Tianma	CHN	2001	20	bdFdFF	5.100	2
16	1	2533272	SUN Jiaxu	CHN	1999	16	bFFdF	4.525	2
17	22	2537928	RAIMKULOV Dinmukhammed	KAZ	2006	22	bdFFF	4.525	2
18	12	2530617	LILLIS Christopher	USA	1998	10	bdFFF	4.525	2
19	20	2532095	KHASHIRBAYEV Sherzod	KAZ	2003	13	bdFFF	4.525	2

Jury			Technical Data			
FIS Technical Delegate	STEIN Andy	CAN	Course Name	Olympic Course		
Head Judge	KLANCAR Marko	SLO		Distance	Height	Gradient
Chief of Competition	CHIARAVALLI Fausto	ITA	In-run	70.0m		25°
Officials			Table	26.0m		
FIS Race Director	RINALDI Andrea	FIS	Landing	27.0m		37°
Referee	ARNOLD Karin	FIS	Kicker 1	6.60m	3.50m	65°
Chief of Course	DIOLI Giulio	ITA	Kicker 2	8.00m	4.10m	71°
Course Builder	LEONI Loris	ITA	Judges			
Video Controller	KAVUNOV Dmitriy	UZB	Judge 1	POLYUK Olga		UKR
			Judge 2	QIU Sen		CHN
			Judge 3	LAUER Emily		USA
			Judge 4	GAFNER BUMANN Nicole		SUI
			Judge 5	MURPHY Daniel		CAN

Forerunners:					
F1 - GU Jiubo	CHN	F2 - YANG Yuheng	CHN	F3 - LÄBER Andrin	SUI
F4 - ERB Neville	SUI				



Start List

Lista di partenza / Liste de départ

AE

Explanation of Jump Codes:

Somersault direction	b = Back, f = Front, s = Side
Body position	L = Lay (layout/straight), T = Tuck, P = Pike
Number of twists	H = Half (½ twist), HI = Half twist in layout position, F = Full (1 twist), Ru = Rudy (1½ twist), dF = Double Full (2 twists), Ra = Randy (2½ twists), tF = Triple Full
Example: bLTF	back/Lay-Tuck-Full = Triple back somersault, with the first somersault laid out, second tucked, third with a full twist

Progression system: The top six competitors (or fewer if there is an unbreakable tie at Qualification 1 sixth place) advance from Qualification 2 to Final 1.

Note:
Competitors may change jumps and the Degree of Difficulty (DD) before they start.

Legend:
DD Degree of Difficulty **DNS** Did Not Start **PR** Previous Round **YB** Year of Birth



Tie-Breaking Protocol

Protocollo di pareggio / Protocole des ex æquo

AE

1. If two or more competitors are tied, the scores of each tied competitor will be recalculated without the application of Degree of Difficulty (DD), and the competitor with the better recalculated score will receive the better rank.
2. If ties remain, the competitor with the better Form score will receive the better rank.
3. If ties remain, the competitor with the better Landing score will receive the better rank.
4. If ties remain, the competitor with the lower Degree of Difficulty (DD) will receive the better rank.
5. If any competitors remain tied, they will receive the same rank and be listed in order of their rank in the Seeding List.

Tie-breaking for the score: 84.07

Rank	Bib	FIS Code	Name	NOC Code	YB	Score	Jump Code	DD (4)	Run Score	FIS Seeding Rank	
17	17	2535398	PRIMEAU Victor	CAN	2003	Air: 5.1 Form (2): <u>11.5</u> Landing (3): 2.4 Total (1): <u>19.0</u>	bFdFF	4.425	84.07		
Tie-break points:										11.5	20
18	11	2535856	HAVRIUK Yan	UKR	2004	Air: 5.0 Form (2): <u>7.3</u> Landing (3): 6.7 Total (1): <u>19.0</u>	bFdFF	4.425	84.07		
Tie-break points:										7.3	12

Explanation of Jump Codes:

Somersault direction	b = Back, f = Front, s = Side
Body position	L = Lay (layout/straight), T = Tuck, P = Pike
Number of twists	H = Half (½ twist), HI = Half twist in layout position, F = Full (1 twist), Ru = Rudy (1½ twist), dF = Double Full (2 twists), Ra = Randy (2½ twists), tF = Triple Full
Example: bLTF	back/Lay-Tuck-Full = Triple back somersault, with the first somersault laid out, second tucked, third with a full twist

Legend:	DD Degree of Difficulty	YB Year of Birth
----------------	--------------------------------	-------------------------



Start List

Lista di partenza / Liste de départ

AE

Jump 1

Number of Competitors: 12, Number of NOCs: 5

Start Order	Bib	FIS Code	Name	NOC Code	YB	PR Rank	Code	DD	Kicker
1	7	2532120	ROTH Noe	SUI	2000	12	bFdFF	4.425	2
2	12	2530617	LILLIS Christopher	USA	1998	11	bFdFF	4.425	2
3	14	2534669	KRUEGER Derek	USA	2003	10	bFdFF	4.425	2
4	16	2535295	NADEAU Emile	CAN	2004	9	bFdFF	4.425	2
5	1	2533272	SUN Jiaxu	CHN	1999	8	bFdFF	4.425	2
6	2	2534105	LI Tianma	CHN	2001	7	bdFFF	4.525	2
7	15	2530243	OKIPNIUK Oleksandr	UKR	1998	6	bFdFF	4.425	2
8	10	2535366	CURRAN Connor	USA	2004	5	bFdFF	4.425	2
9	13	2531173	IRVING Lewis	CAN	1995	4	bdFFF	4.525	2
10	5	2530407	WANG Xindi	CHN	1995	3	bdFFF	4.525	2
11	3	2526229	QI Guangpu	CHN	1990	2	bFdFF	4.425	2
12	6	2533607	WERNER Pirmin	SUI	2000	1	bdFFF	4.525	2

Jury				Technical Data			
FIS Technical Delegate	STEIN Andy	CAN		Course Name	Olympic Course		
Head Judge	KLANCAR Marko	SLO		Distance		Height	Gradient
Chief of Competition	CHIARAVALLI Fausto	ITA		In-run	70.0m		25°
Officials				Table	26.0m		
FIS Race Director	RINALDI Andrea	FIS		Landing	27.0m		37°
Referee	ARNOLD Karin	FIS		Kicker 1	6.60m	3.50m	65°
Chief of Course	DIOLI Giulio	ITA		Kicker 2	8.00m	4.10m	71°
Course Builder	LEONI Loris	ITA		Judges			
Video Controller	KAVUNOV Dmitry	UZB		Judge 1	POLYUK Olga	UKR	
				Judge 2	QIU Sen	CHN	
				Judge 3	LAUER Emily	USA	
				Judge 4	GAFNER BUMANN Nicole	SUI	
				Judge 5	MURPHY Daniel	CAN	

Explanation of Jump Codes:

Somersault direction	b = Back, f = Front, s = Side
Body position	L = Lay (layout/straight), T = Tuck, P = Pike
Number of twists	H = Half (½ twist), HI = Half twist in layout position, F = Full (1 twist), Ru = Rudy (1½ twist), dF = Double Full (2 twists), Ra = Randy (2½ twists), tF = Triple Full
Example: bLTF	back/Lay-Tuck-Full = Triple back somersault, with the first somersault laid out, second tucked, third with a full twist

Progression system: Qualified competitors compete in reverse order of their qualification rank. The top six competitors (or more if there is an unbreakable tie for sixth place) advance from Final 1 to Final 2 (best of jump 1 and jump 2).

Note:
Competitors may change jumps and the Degree of Difficulty (DD) before they start.

Legend:
DD Degree of Difficulty **DNS** Did Not Start **PR** Previous Round **YB** Year of Birth



Start List

Lista di partenza / Liste de départ

AE

Jump 2

Number of Competitors: 12, Number of NOCs: 5

Start Order	Bib	FIS Code	Name	NOC Code	YB	PR Rank	Code	DD	Kicker
1	7	2532120	ROTH Noe	SUI	2000	12	bdFFF	4.525	2
2	12	2530617	LILLIS Christopher	USA	1998	11	bdFFF	4.525	2
3	14	2534669	KRUEGER Derek	USA	2003	10	bdFFF	4.525	2
4	16	2535295	NADEAU Emile	CAN	2004	9	bFFdF	4.525	2
5	1	2533272	SUN Jiaxu	CHN	1999	8	bFFdF	4.525	2
6	2	2534105	LI Tianma	CHN	2001	7	bdFdFF	5.100	2
7	15	2530243	OKIPNIUK Oleksandr	UKR	1998	6	bdFFF	4.525	2
8	10	2535366	CURRAN Connor	USA	2004	5	bdFFF	4.525	2
9	13	2531173	IRVING Lewis	CAN	1995	4	bdFdFF	5.100	2
10	5	2530407	WANG Xindi	CHN	1995	3	bdFdFF	5.100	2
11	3	2526229	QI Guangpu	CHN	1990	2	bdFFF	4.525	2
12	6	2533607	WERNER Pirmin	SUI	2000	1	bFdFF	4.425	2

Jury				Technical Data			
FIS Technical Delegate	STEIN Andy	CAN		Course Name	Olympic Course		
Head Judge	KLANCAR Marko	SLO		Distance		Height	Gradient
Chief of Competition	CHIARAVALLI Fausto	ITA		In-run	70.0m		25°
Officials				Table	26.0m		
FIS Race Director	RINALDI Andrea	FIS		Landing	27.0m		37°
Referee	ARNOLD Karin	FIS		Kicker 1	6.60m	3.50m	65°
Chief of Course	DIOLI Giulio	ITA		Kicker 2	8.00m	4.10m	71°
Course Builder	LEONI Loris	ITA		Judges			
Video Controller	KAVUNOV Dmitriy	UZB		Judge 1	POLYUK Olga	UKR	
				Judge 2	QIU Sen	CHN	
				Judge 3	LAUER Emily	USA	
				Judge 4	GAFNER BUMANN Nicole	SUI	
				Judge 5	MURPHY Daniel	CAN	

Explanation of Jump Codes:

Somersault direction	b = Back, f = Front, s = Side
Body position	L = Lay (layout/straight), T = Tuck, P = Pike
Number of twists	H = Half (½ twist), HI = Half twist in layout position, F = Full (1 twist), Ru = Rudy (1½ twist), dF = Double Full (2 twists), Ra = Randy (2½ twists), tF = Triple Full
Example: bLTF	back/Lay-Tuck-Full = Triple back somersault, with the first somersault laid out, second tucked, third with a full twist

Progression system: Qualified competitors compete in reverse order of their qualification rank. The top six competitors (or more if there is an unbreakable tie for sixth place) advance from Final 1 to Final 2 (best of jump 1 and jump 2).

Note:
Competitors may change jumps and the Degree of Difficulty (DD) before they start.

Legend:
DD Degree of Difficulty **DNS** Did Not Start **PR** Previous Round **YB** Year of Birth



Start List

Lista di partenza / Liste de départ

AE

Number of Competitors: 6, Number of NOCs: 2

Start Order	Bib	FIS Code	Name	NOC Code	YB	PR Rank	Code	DD	Kicker
1	1	2533272	SUN Jiaxu	CHN	1999	6	bFdFdF	5.100	2
2	2	2534105	LI Tianma	CHN	2001	5	bdFFdF	5.000	2
3	5	2530407	WANG Xindi	CHN	1995	4	bdFFdF	5.000	2
4	3	2526229	QI Guangpu	CHN	1990	3	bdFFdF	5.000	2
5	6	2533607	WERNER Pirmin	SUI	2000	2	bFtFF	5.200	2
6	7	2532120	ROTH Noe	SUI	2000	1	bdFdFF	5.100	2

Jury			Technical Data			
FIS Technical Delegate	STEIN Andy	CAN	Course Name	Olympic Course		
Head Judge	KLANCAR Marko	SLO		Distance	Height	Gradient
Chief of Competition	CHIARAVALLI Fausto	ITA	In-run	70.0m		25°
Officials			Table	26.0m		
FIS Race Director	RINALDI Andrea	FIS	Landing	27.0m		37°
Referee	ARNOLD Karin	FIS	Kicker 1	6.60m	3.50m	65°
Chief of Course	DIOLI Giulio	ITA	Kicker 2	8.00m	4.10m	71°
Course Builder	LEONI Loris	ITA	Judges			
Video Controller	KAVUNOV Dmitriy	UZB	Judge 1	POLYUK Olga		UKR
			Judge 2	QIU Sen		CHN
			Judge 3	LAUER Emily		USA
			Judge 4	GAFNER BUMANN Nicole		SUI
			Judge 5	MURPHY Daniel		CAN

Explanation of Jump Codes:

Somersault direction	b = Back, f = Front, s = Side
Body position	L = Lay (layout/straight), T = Tuck, P = Pike
Number of twists	H = Half (½ twist), Hl = Half twist in layout position, F = Full (1 twist), Ru = Rudy (1½ twist), dF = Double Full (2 twists), Ra = Randy (2½ twists), tF = Triple Full
Example: bLTF	back/Lay-Tuck-Full = Triple back somersault, with the first somersault laid out, second tucked, third with a full twist

Note:

Competitors may change jumps and the Degree of Difficulty (DD) before they start.

Legend:

DD Degree of Difficulty PR Previous Round YB Year of Birth



Results Summary

Riepilogo risultati / Synthèse des résultats

AE

Number of Competitors: 25, Number of NOCs: 9

Rank	Bib	FIS Code	Name	NOC Code	YB	Q1		Q2		F1				F2	FIS Points	
						Score	Rk	Score	Rk	Jump 1		Jump 2				
										Score	Rk	Score	Rk			
1	5	2530407	WANG Xindi	CHN	1995	118.10	(3)			120.36	(4)	101.50	(5)	132.60	1000.00	
2	7	2532120	ROTH Noe	SUI	2000	109.05	(8)	111.06	(5)	131.56	(1)	67.42	(12)	131.58	800.00	
3	2	2534105	LI Tianma	CHN	2001	75.56	(20)	127.50	(1)	119.91	(5)	100.50	(6)	123.93	600.00	
4	1	2533272	SUN Jiaxu	CHN	1999	84.51	(16)	118.55	(2)	117.26	(6)	96.83	(7)	123.42	500.00	
5	6	2533607	WERNER Pirmin	SUI	2000	122.17	(1)			127.50	(2)	115.93	(2)	99.32	450.00	
6	3	2526229	QI Guangpu	CHN	1990	120.80	(2)			121.68	(3)	119.91	(1)	81.00	400.00	
7	13	2531173	IRVING Lewis	CAN	1995	117.70	(4)			102.26	(7)	111.00	(3)		360.00	
8	12	2530617	LILLIS Christopher	USA	1998	106.20	(10)	111.76	(4)	86.73	(11)	102.71	(4)		320.00	
9	16	2535295	NADEAU Emile	CAN	2004	108.85	(9)	112.67	(3)	102.21	(8)	86.19	(11)		290.00	
10	15	2530243	OKIPNIUK Oleksandr	UKR	1998	112.67	(6)			101.00	(9)	92.31	(9)		260.00	
11	14	2534669	KRUEGER Derek	USA	2003	111.95	(7)	79.18	(14)	76.99	(12)	92.74	(8)		240.00	
12	10	2535366	CURRAN Connor	USA	2004	117.26	(5)			88.69	(10)	86.73	(10)		220.00	
13	21	2532857	IVANOV Roman	KAZ	2001	105.75	(11)	81.45	(12)						200.00	
14	17	2535398	PRIMEAU Victor	CAN	2003	84.07	(17)	103.27	(6)						180.00	
15	8	2535429	FONTAINE Miha	CAN	2004	99.56	(12)	93.21	(8)						160.00	
16	20	2532095	KHASHIRBAYEV Sherzod	KAZ	2003	98.67	(13)	92.74	(9)						150.00	
17	4	2534531	KOTOVSKYI Dmytro	UKR	2001	95.16	(14)	80.97	(13)						140.00	
18	19	2539389	ASSAN Assylkhan	KAZ	2009	88.94	(15)	93.21	(7)						130.00	
19	22	2537928	RAIMKULOV Dinmukhammed	KAZ	2006	69.47	(22)	90.50	(10)						120.00	
20	23	2539384	FLANAGAN Reilly	AUS	2004	74.02	(21)	87.57	(11)						110.00	
21	11	2535856	HAVRIUK Yan	UKR	2004	84.07	(18)	53.84	(17)						100.00	
22	24	2530049	NOVAK Nicholas	CZE	1996	76.11	(19)	61.54	(16)						90.00	
23	18	2534965	KUZNIETSOV Maksym	UKR	2004	68.88	(23)	64.60	(15)						80.00	
24	25	2533764	IGARASHI Haruto	JPN	2002	67.86	(24)	DNS							70.00	
	9	2533963	DEHLINGER Quinn	USA	2002	DNS		DNS								

Legend:							
DNS	Did Not Start	F	Final	Q	Qualification	Rk	Rank
YB	Year of Birth						



Official Communication

Comunicazione ufficiale / Communication officielle

Item: 6

Men's Aerials competition rescheduled to Friday

Summary:

Due to unfavourable weather conditions, the Men's Aerials competition has been rescheduled to Friday, 20 February.

Details:

Revised Schedule:

- 10:30 - Men's Aerials Qualification
- 13:30 - Men's Aerials Finals

Issued by: Andrea Rinaldi, FIS Race Director
Time: 21:30
Date: 18 FEB 2026

This decision affects: Results
Schedule
Other

X



Start List

Lista di partenza / Liste de départ

AET

Number of Competitors: 21, Number of NOCs: 7

Start Order	NOC	Bib	FIS Code	Name	Gender	YB	Code	DD	Kicker
1	KAZ - Kazakhstan	7-1	2531594	ZHOLDAS Ayana	F	2001	bFF	3.150	1
		7-2	2532857	IVANOV Roman	M	2001	bFdFF	4.425	2
		7-3	2539389	ASSAN Assylkhan	M	2009	bFdFF	4.425	2
2	AUS - Australia	6-1	2533871	WILLCOX Abbey	F	1996	bFdF	3.525	1
		6-2	2527702	SCOTT Danielle	F	1990	bFFF	4.293	2
		6-3	2539384	FLANAGAN Reilly	M	2004	bdFF	3.525	1
3	USA - United States of America	5-1	2534233	KUHN Kaila	F	2003	bFFF	4.293	2
		5-2	2535366	CURRAN Connor	M	2004	bFdFF	4.425	2
		5-3	2530617	LILLIS Christopher	M	1998	bdFFF	4.525	2
4	UKR - Ukraine	4-1	2534499	BRYKINA Anhelina	F	2004	bFFF	4.293	2
		4-2	2530243	OKIPNIUK Oleksandr	M	1998	bdFdFF	5.100	2
		4-3	2534531	KOTOVSKYI Dmytro	M	2001	bFtFF	5.200	2
5	SUI - Switzerland	3-1	2535847	KOZOMARA Lina	F	2005	bLF	2.900	1
		3-2	2533607	WERNER Pirmin	M	2000	bFdFF	4.425	2
		3-3	2532120	ROTH Noe	M	2000	bFdFF	4.425	2
6	CAN - Canada	2-1	2534887	THENAULT Marion	F	2000	bFFF	4.293	2
		2-2	2535429	FONTAINE Miha	M	2004	bFdFF	4.425	2
		2-3	2531173	IRVING Lewis	M	1995	bdFFF	4.525	2
7	CHN - People's Republic of China	1-1	2526230	XU Mengtao	F	1990	bFFF	4.293	2
		1-2	2530407	WANG Xindi	M	1995	bdFFF	4.525	2
		1-3	2534105	LI Tianma	M	2001	bdFFF	4.525	2



Start List

Lista di partenza / Liste de départ

AET

Jury			Technical Data			
FIS Technical Delegate	STEIN Andy	CAN	Course Name	Olympic Course		
Head Judge	KLANCAR Marko	SLO		Distance	Height	Gradient
Chief of Competition	CHIARAVALLI Fausto	ITA	In-run	70.0m		25°
Officials			Table	26.0m		
FIS Race Director	RINALDI Andrea	FIS	Landing	27.0m		37°
Referee	ARNOLD Karin	FIS	Kicker 1	6.60m	3.50m	65°
Chief of Course	DIOLI Giulio	ITA	Kicker 2	8.00m	4.10m	71°
Course Builder	LEONI Loris	ITA	Judges			
Video Controller	KAVUNOV Dmitriy	UZB	Judge 1	POLYUK Olga		UKR
			Judge 2	QIU Sen		CHN
			Judge 3	LAUER Emily		USA
			Judge 4	GAFNER BUMANN Nicole		SUI
			Judge 5	MURPHY Daniel		CAN

Explanation of Jump Codes:

Somersault direction	b = Back, f = Front, s = Side
Body position	L = Lay (layout/straight), T = Tuck, P = Pike
Number of twists	H = Half (½ twist), HI = Half twist in layout position, F = Full (1 twist), Ru = Rudy (1½ twist), dF = Double Full (2 twists), Ra = Randy (2½ twists), tF = Triple Full
Example: bLTF	back/Lay-Tuck-Full = Triple back somersault, with the first somersault laid out, second tucked, third with a full twist

Progression system: The top four teams after Final 1 advance to Final 2.

Note:

Competitors may change jumps and the Degree of Difficulty (DD) before they start.
Teams can substitute their reserve competitor(s) until five minutes after training.

Legend:

DD Degree of Difficulty **F** Female **M** Male **YB** Year of Birth



Results
Risultati / Résultats

AET

Number of Competitors: 21, Number of NOCs: 7

Rank	Bib	FIS Code	NOC Name	Gender	YB	J1	J2	J3	J4	J5	Score	Code DD	Score	Team Total	Tie
Qualified to Final 2															
1 USA - United States of America 351.23															
	5-1	2534233	KUHN Kaila	F	2003	Air: 4.8	1.8	4.9	1.9	1.8	5.5				
						Form: 4.2	4.3	4.4	4.2	4.3	12.8				
						LDG: 2.2	2.2	2.2	2.2	2.2	6.6	bFFF			
						Total:					24.9		4.293	106.89	
	5-2	2535366	CURRAN Connor	M	2004	Air: 1.9	4.9	2.0	1.9	1.9	5.7				
						Form: 4.4	4.3	4.4	4.3	4.4	13.1				
						LDG: 2.8	2.8	2.8	2.8	2.7	8.4	bFdFF			
						Total:					27.2		4.425	120.36	
	5-3	2530617	LILLIS Christopher	M	1998	Air: 1.9	4.9	2.0	2.0	1.9	5.8				
						Form: 4.4	4.4	4.6	4.4	4.5	13.3				
						LDG: 2.8	2.8	2.8	2.7	2.7	8.3	bdFFF			
						Total:					27.4		4.525	123.98	
2 CHN - People's Republic of China 315.02															
	1-1	2526230	XU Mengtao	F	1990	Air: 1.7	1.7	4.7	4.8	1.7	5.1				
						Form: 3.0	3.4	2.6	2.8	2.5	8.4				
						LDG: 4.9	1.9	1.9	4.7	1.8	5.6	bFFF			
						Total:					19.1		4.293	81.99	
	1-2	2530407	WANG Xindi	M	1995	Air: 2.0	1.9	1.9	1.9	4.9	5.7				
						Form: 4.3	4.3	4.2	4.0	4.2	12.7				
						LDG: 2.4	2.5	2.6	2.4	2.4	7.3	(-0.1) bdFFF			
						Total:					25.7		4.525	116.29	
	1-3	2534105	LI Tianma	M	2001	Air: 4.9	1.9	1.9	4.9	1.9	5.7				
						Form: 4.3	4.3	4.3	4.3	4.4	12.9				
						LDG: 2.3	2.5	2.5	2.4	2.3	7.2	bdFFF			
						Total:					25.8		4.525	116.74	
3 AUS - Australia 289.04															
	6-1	2533871	WILLCOX Abbey	F	1996	Air: 1.7	1.8	4.9	1.8	4.6	5.3				
						Form: 3.7	3.8	3.9	3.8	3.7	11.3				
						LDG: 2.1	2.3	2.2	2.3	2.4	6.6	bFdF			
						Total:					23.2		3.525	81.78	
	6-2	2527702	SCOTT Danielle	F	1990	Air: 4.9	2.0	2.0	2.0	2.0	6.0				
						Form: 4.6	4.7	4.7	4.7	4.6	14.0				
						LDG: 2.7	2.6	2.7	2.7	2.6	8.0	bFFF			
						Total:					28.0		4.293	120.20	
	6-3	2539384	FLANAGAN Reilly	M	2004	Air: 2.0	1.9	1.9	1.9	4.8	5.7				
						Form: 4.5	4.5	4.5	4.4	4.5	13.5				
						LDG: 1.9	4.9	1.8	4.7	1.8	5.5	bdFF			
						Total:					24.7		3.525	87.06	



Results
Risultati / Résultats

AET

Rank	Bib	FIS Code	NOC Name	Gender	YB	J1	J2	J3	J4	J5	Score	Code DD	Score	Team Total	Tie	
4	SUI - Switzerland															278.48
	3-1	2535847	KOZOMARA Lina	F	2005	Air: 1.6	1.6	1.6	1.6	1.7	4.8					
						Form: 3.3	3.3	3.3	3.3	3.4	9.9					
						LDG: 0.6	0.6	0.8	0.7	0.8	2.1	bLF				
						Total:					16.8	2.900	48.72			
	3-2	2533607	WERNER Pirmin	M	2000	Air: 1.8	1.8	1.8	1.8	1.8	5.4					
						Form: 2.8	2.8	2.8	3.3	3.4	8.9					
						LDG: 2.7	2.7	2.8	2.8	2.8	8.3	bdFFF				
						Total:					22.6	4.525	102.26			
	3-3	2532120	ROTH Noe	M	2000	Air: 1.9	1.9	1.8	1.9	1.8	5.6					
						Form: 3.8	3.7	3.8	4.0	3.8	11.4					
						LDG: 2.6	2.6	2.7	2.7	2.8	8.0	bdFdFF				
						Total:					25.0	5.100	127.50			
Not Qualified																
5	CAN - Canada															268.45
	2-1	2534887	THENAULT Marion	F	2000	Air: 4.6	4.5	1.5	1.6	1.5	4.6					
						Form: 2.2	2.0	2.2	2.3	2.3	6.7					
						LDG: 1.3	1.4	1.3	1.3	1.3	3.9	bFFF				
						Total:					15.2	4.293	65.25			
	2-2	2535429	FONTAINE Miha	M	2004	Air: 1.9	1.9	1.9	1.9	1.9	5.7					
						Form: 4.3	4.4	4.5	4.3	4.3	13.0					
						LDG: 2.7	2.6	2.5	2.6	2.7	7.9	bFFF				
						Total:					26.6	4.050	107.73			
	2-3	2531173	IRVING Lewis	M	1995	Air: 1.8	1.7	1.7	1.8	1.8	5.3					
						Form: 2.7	2.6	2.6	2.7	2.9	8.0					
						LDG: 2.6	2.6	2.7	2.6	2.6	7.8	bdFFF				
						Total:					21.1	4.525	95.47			
6	UKR - Ukraine															254.67
	4-1	2534499	BRYKINA Anhelina	F	2004	Air: 4.8	1.8	1.8	1.7	1.8	5.4					
						Form: 3.5	3.3	3.2	3.4	3.7	10.2					
						LDG: 4.9	1.9	1.8	1.8	1.8	5.5	bFFF				
						Total:					21.1	4.293	90.58			
	4-2	2530243	OKIPNIUK Oleksandr	M	1998	Air: 4.8	1.8	1.7	1.7	1.8	5.3					
						Form: 3.7	3.6	3.4	3.5	3.8	10.8					
						LDG: 0.4	0.3	0.2	0.3	0.3	0.9	bdFFF				
						Total:					17.0	4.525	76.92			
	4-3	2534531	KOTOVSKYI Dmytro	M	2001	Air: 2.0	1.9	1.8	1.8	2.0	5.7					
						Form: 4.4	4.1	4.0	4.0	4.1	12.2					
						LDG: 0.6	0.6	0.6	0.6	0.6	1.8	bdFdFF				
						Total:					19.7	4.425	87.17			



Results
Risultati / Résultats

AET

Rank	Bib	FIS Code	NOC Name	Gender	YB	J1	J2	J3	J4	J5	Score	Code DD	Score	Team Total	Tie	
7	KAZ - Kazakhstan															213.93
	7-1	2531594	ZHOLDAS Ayana	F	2001	Air: 1.6	1.6	1.6	4.6	4.4	4.8					
						Form: 3.3	3.4	3.3	3.4	3.3	10.0					
						LDG: 0.4	0.3	0.3	0.3	0.5	1.0	bFF				
						Total:					15.8	3.150	49.77			
	7-2	2532857	IVANOV Roman	M	2001	Air: 4.8	1.8	1.8	4.6	1.7	5.3					
						Form: 4.1	4.2	3.8	3.9	4.1	12.1					
						LDG: 0.3	0.2	0.2	0.2	0.2	0.6	bFdFF				
						Total:					18.0	4.425	79.65			
	7-3	2539389	ASSAN Assylkhan	M	2009	Air: 4.8	4.6	1.7	1.7	1.8	5.2					
						Form: 3.8	3.7	3.9	3.7	3.8	11.3					
						LDG: 0.8	4.0	0.9	0.8	0.9	2.6	bFdFF				
						Total:					19.1	4.425	84.51			

Jury			Technical Data			
FIS Technical Delegate	STEIN Andy	CAN	Course Name	Olympic Course		
Head Judge	KLANCAR Marko	SLO		Distance	Height	Gradient
Chief of Competition	CHIARAVALLI Fausto	ITA	In-run	70.0m		25°
Officials			Table	26.0m		
FIS Race Director	RINALDI Andrea	FIS	Landing	27.0m		37°
Referee	ARNOLD Karin	FIS	Kicker 1	6.60m	3.50m	65°
Chief of Course	DIOLI Giulio	ITA	Kicker 2	8.00m	4.10m	71°
Course Builder	LEONI Loris	ITA	Judges			
Video Controller	KAVUNOV Dmitriy	UZB	Judge 1	POLYUK Olga		UKR
			Judge 2	QIU Sen		CHN
			Judge 3	LAUER Emily		USA
			Judge 4	GAFNER BUMANN Nicole		SUI
			Judge 5	MURPHY Daniel		CAN

Conditions on course:		
LIGHT SNOW	Snow Temperature: -3°C / 27°F	Air Temperature: 0°C / 33°F

Explanation of Jump Codes:	
Somersault direction	b = Back, f = Front, s = Side
Body position	L = Lay (layout/straight), T = Tuck, P = Pike
Number of twists	H = Half (½ twist), Hl = Half twist in layout position, F = Full (1 twist), Ru = Rudy (1½ twist), dF = Double Full (2 twists), Ra = Randy (2½ twists), tF = Triple Full
Example: bLTF	back/Lay-Tuck-Full = Triple back somersault, with the first somersault laid out, second tucked, third with a full twist

Progression system: The top four teams after Final 1 advance to Final 2.

Note:
(Air + Form + LDG) x DD = Jump score.

Legend:			
DD Degree of Difficulty	F Female	J Judge	LDG Landing
M Male	Tie Tie-break points	YB Year of Birth	



Start List

Lista di partenza / Liste de départ

AET

Number of Competitors: 12, Number of NOCs: 4

Start Order	NOC	Bib	FIS Code	Name	Gender	YB	Code	DD	Kicker
1	SUI - Switzerland	3-1	2535847	KOZOMARA Lina	F	2005	bLF	2.900	1
		3-2	2533607	WERNER Pirmin	M	2000	bFtFF	5.200	2
		3-3	2532120	ROTH Noe	M	2000	bFtFF	5.200	2
2	AUS - Australia	6-1	2533871	WILLCOX Abbey	F	1996	bFdF	3.525	1
		6-2	2527702	SCOTT Danielle	F	1990	bFFF	4.293	2
		6-3	2539384	FLANAGAN Reilly	M	2004	bdFF	3.525	1
3	CHN - People's Republic of China	1-1	2526230	XU Mengtao	F	1990	bFFF	4.293	2
		1-2	2530407	WANG Xindi	M	1995	bdFFF	4.525	2
		1-3	2534105	LI Tianma	M	2001	bdFFF	4.525	2
4	USA - United States of America	5-1	2534233	KUHN Kaila	F	2003	bFFF	4.293	2
		5-2	2535366	CURRAN Connor	M	2004	bFdFF	4.425	2
		5-3	2530617	LILLIS Christopher	M	1998	bdFFF	4.525	2

Jury			Technical Data			
FIS Technical Delegate	STEIN Andy	CAN	Course Name	Olympic Course		
Head Judge	KLANCAR Marko	SLO	In-run	Distance	Height	Gradient
Chief of Competition	CHIARAVALLI Fausto	ITA	Table	70.0m		25°
Officials			Landing	26.0m		
FIS Race Director	RINALDI Andrea	FIS	Kicker 1	27.0m		37°
Referee	ARNOLD Karin	FIS	Kicker 2	6.60m	3.50m	65°
Chief of Course	DIOLI Giulio	ITA	Judges	8.00m	4.10m	71°
Course Builder	LEONI Loris	ITA	Judge 1	POLYUK Olga		UKR
Video Controller	KAVUNOV Dmitry	UZB	Judge 2	QIU Sen		CHN
			Judge 3	LAUER Emily		USA
			Judge 4	GAFNER BUMANN Nicole		SUI
			Judge 5	MURPHY Daniel		CAN

Explanation of Jump Codes:

Somersault direction	b = Back, f = Front, s = Side
Body position	L = Lay (layout/straight), T = Tuck, P = Pike
Number of twists	H = Half (½ twist), HI = Half twist in layout position, F = Full (1 twist), Ru = Rudy (1½ twist), dF = Double Full (2 twists), Ra = Randy (2½ twists), tF = Triple Full
Example: bLTF	back/Lay-Tuck-Full = Triple back somersault, with the first somersault laid out, second tucked, third with a full twist

Note:

Competitors may change jumps and the Degree of Difficulty (DD) before they start.
Teams can substitute their reserve competitor(s) until five minutes after training.

Legend:	DD	Degree of Difficulty	F	Female	M	Male	YB	Year of Birth
---------	----	----------------------	---	--------	---	------	----	---------------



Results
Risultati / Résultats

AET

Number of Competitors: 12, Number of NOCs: 4

Rank	Bib	FIS Code	NOC Name	Gender	YB	J1	J2	J3	J4	J5	Score	Code DD	Score	Team Total	Tie
1 USA - United States of America														325.35	
	5-1	2534233	KUHN Kaila	F	2003	Air: 1.7	1.7	1.8	4.8	4.7	5.2				
						Form: 3.3	3.2	3.4	3.5	3.6	10.2				
						LDG: 2.2	2.2	2.2	2.2	2.3	6.6	bFFF			
						Total:					22.0		4.293	94.44	
	5-2	2535366	CURRAN Connor	M	2004	Air: 4.9	1.9	1.9	4.9	1.9	5.7				
						Form: 4.3	4.2	4.4	4.3	4.5	13.0				
						LDG: 2.3	2.2	2.4	2.5	2.3	7.0	bFdFF			
						Total:					25.7		4.425	113.72	
	5-3	2530617	LILLIS Christopher	M	1998	Air: 1.9	1.9	1.9	4.9	4.9	5.7				
						Form: 4.3	4.3	4.3	4.3	4.3	12.9	(-0.2)			
						LDG: 2.4	2.4	2.5	2.5	2.4	7.3	bdFFF			
						Total:					25.9		4.525	117.19	
2 SUI - Switzerland														296.91	
	3-1	2535847	KOZOMARA Lina	F	2005	Air: 1.6	1.6	1.6	4.7	4.6	4.8				
						Form: 3.0	3.0	2.6	3.2	3.3	9.2				
						LDG: 0.5	0.4	0.4	0.4	0.5	1.3	bLF			
						Total:					15.3		2.900	44.37	
	3-2	2533607	WERNER Pirmin	M	2000	Air: 1.8	1.8	1.8	1.8	1.9	5.4				
						Form: 3.7	3.6	3.7	3.7	3.9	11.1	(-0.2)			
						LDG: 2.6	2.6	2.7	2.8	2.8	8.1	bdFFdF			
						Total:					24.6		5.000	123.00	
	3-3	2532120	ROTH Noe	M	2000	Air: 4.9	1.9	1.9	1.9	2.0	5.7				
						Form: 4.3	4.2	4.2	4.2	4.2	12.6				
						LDG: 2.4	2.2	2.4	2.5	2.3	7.1	bFdFFF			
						Total:					25.4		5.100	129.54	
3 CHN - People's Republic of China														279.68	
	1-1	2526230	XU Mengtao	F	1990	Air: 1.8	1.9	1.8	1.7	1.7	5.3				
						Form: 3.9	4.0	3.6	3.6	3.4	11.1				
						LDG: 2.1	2.2	2.0	2.0	2.0	6.1	bFFF			
						Total:					22.5		4.293	96.59	
	1-2	2530407	WANG Xindi	M	1995	Air: 1.8	1.8	1.7	1.7	1.8	5.3				
						Form: 3.4	3.5	3.4	3.3	3.3	10.1	(-0.1)			
						LDG: 0.6	0.6	0.6	0.6	0.6	1.8	bFdFFF			
						Total:					17.2		5.100	87.72	
	1-3	2534105	LI Tianma	M	2001	Air: 4.9	1.9	1.7	1.8	1.8	5.5				
						Form: 4.0	4.3	4.1	4.2	4.2	12.5				
						LDG: 0.3	0.3	0.2	0.2	0.2	0.7	bFdFFF			
						Total:					18.7		5.100	95.37	



Results
Risultati / Résultats

AET

Rank	Bib	FIS Code	NOC Name	Gender	YB	J1	J2	J3	J4	J5	Score	Code DD	Score	Team Total	Tie	
4	AUS - Australia															256.04
	6-1	2533871	WILLCOX Abbey	F	1996	Air: 4.7	1.8	4.9	1.8	1.7	5.3					
						Form: 4.1	4.1	4.0	4.4	4.1	12.3					
						LDG: 0.2	0.2	0.3	0.3	0.3	0.8	bFdF				
						Total:					18.4		3.525	64.86		
	6-2	2527702	SCOTT Danielle	F	1990	Air: 4.9	1.8	1.9	4.8	1.9	5.6					
						Form: 4.1	4.1	4.0	3.8	4.2	12.2					
						LDG: 1.4	1.5	1.5	1.4	1.6	4.4	bFFF				
						Total:					22.2		4.293	95.30		
	6-3	2539384	FLANAGAN Reilly	M	2004	Air: 2.0	1.9	1.9	2.0	1.9	5.8					
						Form: 4.4	4.5	4.5	4.4	4.6	13.4					
						LDG: 2.7	2.7	2.6	2.5	2.7	8.0	bdFF				
						Total:					27.2		3.525	95.88		

Jury			Technical Data			
FIS Technical Delegate	STEIN Andy	CAN	Course Name	Olympic Course		
Head Judge	KLANCAR Marko	SLO		Distance	Height	Gradient
Chief of Competition	CHIARAVALLI Fausto	ITA	In-run	70.0m		25°
Officials			Table	26.0m		
FIS Race Director	RINALDI Andrea	FIS	Landing	27.0m		37°
Referee	ARNOLD Karin	FIS	Kicker 1	6.60m	3.50m	65°
Chief of Course	DIOLI Giulio	ITA	Kicker 2	8.00m	4.10m	71°
Course Builder	LEONI Loris	ITA	Judges			
Video Controller	KAVUNOV Dmitry	UZB	Judge 1	POLYUK Olga		UKR
			Judge 2	QIU Sen		CHN
			Judge 3	LAUER Emily		USA
			Judge 4	GAFNER BUMANN Nicole		SUI
			Judge 5	MURPHY Daniel		CAN

Conditions on course:		
LIGHT SNOW	Snow Temperature: -3°C / 27°F	Air Temperature: 0°C / 33°F

Explanation of Jump Codes:	
Somersault direction	b = Back, f = Front, s = Side
Body position	L = Lay (layout/straight), T = Tuck, P = Pike
Number of twists	H = Half (½ twist), Hl = Half twist in layout position, F = Full (1 twist), Ru = Rudy (1½ twist), dF = Double Full (2 twists), Ra = Randy (2½ twists), tF = Triple Full
Example: bLTF	back/Lay-Tuck-Full = Triple back somersault, with the first somersault laid out, second tucked, third with a full twist

Note:
(Air + Form + LDG) x DD = Jump score.

Legend:						
DD	Degree of Difficulty	F	Female	J	Judge	LDG
M	Male	Tie	Tie-break points	YB	Year of Birth	Landing



Results Summary
Riepilogo risultati / Synthèse des résultats

AET

Number of Competitors: 21, Number of NOCs: 7

Rank	Bib	FIS Code	Name	Gender	YB	Air	Form	LDG	Judges Score	Code	DD Score	Team Total	Tie
------	-----	----------	------	--------	----	-----	------	-----	--------------	------	----------	------------	-----

Results from Final 2

1 USA - United States of America											325.35
5-1	2534233	KUHN Kaila	F	2003	5.2	10.2	6.6	22.0	bFFF	4.293	94.44
5-2	2535366	CURRAN Connor	M	2004	5.7	13.0	7.0	25.7	bFdFF	4.425	113.72
5-3	2530617	LILLIS Christopher	M	1998	5.7	12.9	7.3	25.9	bdFFF	4.525	117.19
2 SUI - Switzerland											296.91
3-1	2535847	KOZOMARA Lina	F	2005	4.8	9.2	1.3	15.3	bLF	2.900	44.37
3-2	2533607	WERNER Pirmin	M	2000	5.4	11.1	8.1	24.6	bdFFdF	5.000	123.00
3-3	2532120	ROTH Noe	M	2000	5.7	12.6	7.1	25.4	bdFdFF	5.100	129.54
3 CHN - People's Republic of China											279.68
1-1	2526230	XU Mengtao	F	1990	5.3	11.1	6.1	22.5	bFFF	4.293	96.59
1-2	2530407	WANG Xindi	M	1995	5.3	10.1	1.8	17.2	bdFdFF	5.100	87.72
1-3	2534105	LI Tianma	M	2001	5.5	12.5	0.7	18.7	bdFdFF	5.100	95.37
4 AUS - Australia											256.04
6-1	2533871	WILLCOX Abbey	F	1996	5.3	12.3	0.8	18.4	bFdF	3.525	64.86
6-2	2527702	SCOTT Danielle	F	1990	5.6	12.2	4.4	22.2	bFFF	4.293	95.30
6-3	2539384	FLANAGAN Reilly	M	2004	5.8	13.4	8.0	27.2	bdFF	3.525	95.88

Results from Final 1

5 CAN - Canada											268.45
2-1	2534887	THENAULT Marion	F	2000	4.6	6.7	3.9	15.2	bFFF	4.293	65.25
2-2	2535429	FONTAINE Miha	M	2004	5.7	13.0	7.9	26.6	bFFF	4.050	107.73
2-3	2531173	IRVING Lewis	M	1995	5.3	8.0	7.8	21.1	bdFFF	4.525	95.47
6 UKR - Ukraine											254.67
4-1	2534499	BRYKINA Anhelina	F	2004	5.4	10.2	5.5	21.1	bFFF	4.293	90.58
4-2	2530243	OKIPNIUK Oleksandr	M	1998	5.3	10.8	0.9	17.0	bdFFF	4.525	76.92
4-3	2534531	KOTOVSKYI Dmytro	M	2001	5.7	12.2	1.8	19.7	bFdFF	4.425	87.17
7 KAZ - Kazakhstan											213.93
7-1	2531594	ZHOLDAS Ayana	F	2001	4.8	10.0	1.0	15.8	bFF	3.150	49.77
7-2	2532857	IVANOV Roman	M	2001	5.3	12.1	0.6	18.0	bFdFF	4.425	79.65
7-3	2539389	ASSAN Assylkhan	M	2009	5.2	11.3	2.6	19.1	bFdFF	4.425	84.51



Results Summary

Riepilogo risultati / Synthèse des résultats

AET

Jury			Technical Data			
FIS Technical Delegate	STEIN Andy	CAN	Course Name	Olympic Course		
Head Judge	KLANCAR Marko	SLO		Distance	Height	Gradient
Chief of Competition	CHIARAVALLI Fausto	ITA	In-run	70.0m		25°
Officials			Table	26.0m		
FIS Race Director	RINALDI Andrea	FIS	Landing	27.0m		37°
Referee	ARNOLD Karin	FIS	Kicker 1	6.60m	3.50m	65°
Chief of Course	DIOLI Giulio	ITA	Kicker 2	8.00m	4.10m	71°
Course Builder	LEONI Loris	ITA	Judges			
Video Controller	KAVUNOV Dmitriy	UZB	Judge 1	POLYUK Olga		UKR
			Judge 2	QIU Sen		CHN
			Judge 3	LAUER Emily		USA
			Judge 4	GAFNER BUMANN Nicole		SUI
			Judge 5	MURPHY Daniel		CAN

Explanation of Jump Codes:

Somersault direction	b = Back, f = Front, s = Side
Body position	L = Lay (layout/straight), T = Tuck, P = Pike
Number of twists	H = Half (½ twist), Hl = Half twist in layout position, F = Full (1 twist), Ru = Rudy (1½ twist), dF = Double Full (2 twists), Ra = Randy (2½ twists), tF = Triple Full
Example: bLTF	back/Lay-Tuck-Full = Triple back somersault, with the first somersault laid out, second tucked, third with a full twist

Legend:

DD	Degree of Difficulty	F	Female	J	Judge	LDG	Landing
M	Male	Tie	Tie-break points	YB	Year of Birth		



Start List

Lista di partenza / Liste de départ

SX

Number of Competitors: 32, Number of NOCs: 13

Start Order	Bib	FIS Code	Name	NOC Code	YB	Time	Diff.
1	1	2526015	OFNER Katrin	AUT	1990		
2	2	2527689	THOMPSON Marielle	CAN	1992		
3	3	2538237	GIGLER Sonja	AUT	2001		
4	4	2537606	REDDER Veronika	GER	2004		
5	5	2531978	PHELAN Brittany	CAN	1991		
6	6	2530111	NAESLUND Sandra	SWE	1996		
7	7	2537303	GRILLET AUBERT Jade	FRA	1997		
8	8	2537873	GALLI Jole	ITA	1995		
9	9	2534674	SCHMIDT Hannah	CAN	1994		
10	10	2529528	BERGER SABBATEL Marielle	FRA	1990		
11	11	2535201	BALLET BAZ Mylene	FRA	2001		
12	12	2526373	SMITH Fanny	SUI	1992		
13	13	2534134	COUSIN Sixtine	SUI	1999		
14	14	2533798	LACK Saskja	SUI	2000		
15	15	2533149	GANTENBEIN Talina	SUI	1998		
16	16	2531085	MAIER Daniela	GER	1996		
17	17	2539730	KLAPPROTT Luisa	GER	2002		
18	18	2534183	MOBAERG Linnea	SWE	2001		
19	19	2540578	ERRARD Anouck	FRA	1999		
20	20	2539731	BACHL-STAUDINGER Leonie	GER	2004		
21	21	2535727	NAKANISHI Lin	JPN	2003		
22	22	2529638	JOFFROY Stephanie	CHI	1991		
23	23	2534895	FOEDERMAYR Christina	AUT	2001		
24	24	2537458	CHESI Andrea	ITA	2003		
25	25	2535885	WHEATLEY Kyra	AUS	2003		
26	26	2538954	MUKOGAWA Sakurako	JPN	1992		
27	*27	2538174	ARAI Makiko	JPN	1993		
28	*28	2535786	CHOLENSKA Diana	CZE	2003		
29	*29	2534675	FRICOVA Nikola	SVK	2001		
30	*30	2538464	ZHANG Xuelian	CHN	1998		
31	*31	2541016	KRAUSOVA Lucie	CZE	2008		
32	*32	2535254	LI Wenwen	CHN	2003		



Start List

Lista di partenza / Liste de départ

SX

Start Order	Bib	FIS Code	Name	NOC Code	YB	Time	Diff.
-------------	-----	----------	------	----------	----	------	-------

Jury			Technical Data		
FIS Race Director *VA*	WALDNER Klaus	FIS	Course Name	Livigno Snow Park-Cross	
FIS Technical Delegate *VA*	GUGGER Anne-Patricia	SUI	Start / Finish Elevation	1970m / 1816m	
Chief of Competition	CONSTANTINI Denis	ITA	Vertical Drop / Course Length	154m / 1190m	
Referee *VA*	CRETIER Christian	FIS	Number of Elements	50	
Start Referee	KOPADZE Vakhtang	GEO	Number of Features	30	
Finish Referee	BERGHUIS Bell	FIS			
Officials					
Chief of Course	GASPARI Federico	ITA			
Course Designer	SILVESTRI Tobia	ITA			
Course Builder	SILVESTRI Tobia	ITA			
Course Setter	CRETIER Christian	FIS			
Video Controller *VA*	CRETIER Christian	FIS			
Technical Advisor	SIEBENHOFER Sandro	AUT			

Forerunners:					
F1 - PICCOLO Paolo	ITA	F2 - SMALDORE Aiace	ITA	F3 - ROSSI Filippo	ITA
F4 - MORODER Daniel	ITA	F5 - ZAMBONI Filippo	ITA	F6 - BARUCCO Alessandro	ITA
F7 - CINCELLI Fabian	ITA				

Progression system: All competitors will be seeded according to their ranking.

Note:
All competitors are seeded according to their FIS Seeding List Rank. Top 16 competitors are randomly drawn.

Legend:					
*	Snow seed	*VA*	Has access to live video review	Diff.	Difference
YB	Year of Birth				



Results

Risultati / Résultats

SX

Number of Competitors: 32, Number of NOCs: 13

Rank	Bib	FIS Code	Name	NOC Code	YB	Time	Diff.
1	16	2531085	MAIER Daniela	GER	1996	1:11.12	
2	6	2530111	NAESLUND Sandra	SWE	1996	1:11.33	0.21
3	12	2526373	SMITH Fanny	SUI	1992	1:12.14	1.02
4	14	2533798	LACK Saskja	SUI	2000	1:12.36	1.24
5	15	2533149	GANTENBEIN Talina	SUI	1998	1:12.78	1.66
6	7	2537303	GRILLET AUBERT Jade	FRA	1997	1:12.89	1.77
7	1	2526015	OFNER Katrin	AUT	1990	1:13.00	1.88
8	2	2527689	THOMPSON Marielle	CAN	1992	1:13.27	2.15
9	18	2534183	MOBAERG Linnea	SWE	2001	1:13.39	2.27
10	8	2537873	GALLI Jole	ITA	1995	1:13.53	2.41
11	3	2538237	GIGLER Sonja	AUT	2001	1:13.55	2.43
12	19	2540578	ERRARD Anouck	FRA	1999	1:13.67	2.55
13	13	2534134	COUSIN Sixtine	SUI	1999	1:13.92	2.80
14	9	2534674	SCHMIDT Hannah	CAN	1994	1:13.92	2.80
15	4	2537606	REDDER Veronika	GER	2004	1:14.00	2.88
16	17	2539730	KLAPPROTT Luisa	GER	2002	1:14.07	2.95
17	10	2529528	BERGER SABBATEL Marielle	FRA	1990	1:14.23	3.11
18	11	2535201	BALLET BAZ Mylene	FRA	2001	1:14.27	3.15
19	20	2539731	BACHL-STAUDINGER Leonie	GER	2004	1:14.36	3.24
20	22	2529638	JOFFROY Stephanie	CHI	1991	1:15.70	4.58
21	23	2534895	FOEDERMAYR Christina	AUT	2001	1:15.72	4.60
22	5	2531978	PHELAN Brittany	CAN	1991	1:15.87	4.75
23	25	2535885	WHEATLEY Kyra	AUS	2003	1:16.25	5.13
24	21	2535727	NAKANISHI Lin	JPN	2003	1:16.26	5.14
25	24	2537458	CHESI Andrea	ITA	2003	1:16.61	5.49
26	28	2535786	CHOLENSKA Diana	CZE	2003	1:17.02	5.90
27	26	2538954	MUKOGAWA Sakurako	JPN	1992	1:18.88	7.76
28	29	2534675	FRICOVA Nikola	SVK	2001	1:20.24	9.12
29	31	2541016	KRAUSOVA Lucie	CZE	2008	1:20.27	9.15
30	30	2538464	ZHANG Xuelian	CHN	1998	1:23.16	12.04
31	27	2538174	ARAI Makiko	JPN	1993	DNF	
32	32	2535254	LI Wenwen	CHN	2003	DNS	



Results

Risultati / Résultats

SX

Rank	Bib	FIS Code	Name	NOC Code	YB	Time	Diff.
------	-----	----------	------	----------	----	------	-------

Jury			Technical Data	
FIS Race Director *VA*	WALDNER Klaus	FIS	Course Name	Livigno Snow Park-Cross
FIS Technical Delegate *VA*	GUGGER Anne-Patricia	SUI	Start / Finish Elevation	1970m / 1816m
Chief of Competition	CONSTANTINI Denis	ITA	Vertical Drop / Course Length	154m / 1190m
Referee *VA*	CRETIER Christian	FIS	Number of Elements	50
Start Referee	KOPADZE Vakhtang	GEO	Number of Features	30
Finish Referee	BERGHUIS Bell	FIS		
Officials				
Chief of Course	GASPARI Federico	ITA		
Course Designer	SILVESTRI Tobia	ITA		
Course Builder	SILVESTRI Tobia	ITA		
Course Setter	CRETIER Christian	FIS		
Video Controller *VA*	CRETIER Christian	FIS		
Technical Advisor	SIEBENHOFER Sandro	AUT		

Forerunners:					
F1 - PICCOLO Paolo	ITA	F2 - SMALDORE Aiace	ITA	F3 - ROSSI Filippo	ITA
F4 - MORODER Daniel	ITA	F5 - ZAMBONI Filippo	ITA	F6 - BARUCCO Alessandro	ITA
F7 - CINCELLI Fabian	ITA				

Conditions on course:		
LIGHT SNOW	Snow Conditions: Packed powder	Snow Temperature: -5.2°C / 23°F
	Temperature - Start: -0.7°C / 31°F	Temperature - Finish: -0.7°C / 31°F

Legend:						
VA	Has access to live video review		Diff.	Difference	DNF	Did Not Finish
DNS	Did Not Start	YB	Year of Birth			



Race Analysis

Analisi della gara / Analyse de la course

SX

Number of Competitors: 32, Number of NOCs: 13

Rank	Bib	Name	NOC Code	Positions			Partials		Difference Time	Average Speed km/h	
				Pos.	Time	Rank	Pos.	Time			Rank
1	16	MAIER Daniela	GER	I1: I2: Fin:	23.02 48.34 1:11.12	(2) (2) (1)	I1-I2: I2-Fin:	25.32 22.78	(1) (1)	0.33 0.19	60.24
2	6	NAESLUND Sandra	SWE	I1: I2: Fin:	22.69 48.15 1:11.33	(1) (1) (2)	I1-I2: I2-Fin:	25.46 23.18	(3) (5)	0.21	60.06
3	12	SMITH Fanny	SUI	I1: I2: Fin:	23.39 48.84 1:12.14	(4) (3) (3)	I1-I2: I2-Fin:	25.45 23.30	(2) (7)	0.70 0.69 1.02	59.38
4	14	LACK Saskja	SUI	I1: I2: Fin:	23.08 48.91 1:12.36	(3) (4) (4)	I1-I2: I2-Fin:	25.83 23.45	(9) (10)	0.39 0.76 1.24	59.20
5	15	GANTENBEIN Talina	SUI	I1: I2: Fin:	23.63 49.75 1:12.78	(7) (8) (5)	I1-I2: I2-Fin:	26.12 23.03	(15) (2)	0.94 1.60 1.66	58.86
6	7	GRILLET AUBERT Jade	FRA	I1: I2: Fin:	23.78 49.63 1:12.89	(8) (6) (6)	I1-I2: I2-Fin:	25.85 23.26	(11) (6)	1.09 1.48 1.77	58.77
7	1	OFNER Katrin	AUT	I1: I2: Fin:	23.48 49.27 1:13.00	(5) (5) (7)	I1-I2: I2-Fin:	25.79 23.73	(8) (15)	0.79 1.12 1.88	58.68
8	2	THOMPSON Marielle	CAN	I1: I2: Fin:	24.28 50.12 1:13.27	(18) (13) (8)	I1-I2: I2-Fin:	25.84 23.15	(10) (3)	1.59 1.97 2.15	58.47
9	18	MOBAERG Linnea	SWE	I1: I2: Fin:	23.91 50.23 1:13.39	(9) (15) (9)	I1-I2: I2-Fin:	26.32 23.16	(17) (4)	1.22 2.08 2.27	58.37
10	8	GALLI Jole	ITA	I1: I2: Fin:	24.27 49.75 1:13.53	(16) (8) (10)	I1-I2: I2-Fin:	25.48 23.78	(4) (16)	1.58 1.60 2.41	58.26
11	3	GIGLER Sonja	AUT	I1: I2: Fin:	24.03 49.99 1:13.55	(12) (11) (11)	I1-I2: I2-Fin:	25.96 23.56	(12) (12)	1.34 1.84 2.43	58.25
12	19	ERRARD Anouck	FRA	I1: I2: Fin:	24.58 50.17 1:13.67	(22) (14) (12)	I1-I2: I2-Fin:	25.59 23.50	(5) (11)	1.89 2.02 2.55	58.15
13	13	COUSIN Sixtine	SUI	I1: I2: Fin:	24.73 50.48 1:13.92	(23) (16) (13)	I1-I2: I2-Fin:	25.75 23.44	(7) (9)	2.04 2.33 2.80	57.95
14	9	SCHMIDT Hannah	CAN	I1: I2: Fin:	23.54 49.72 1:13.92	(6) (7) (13)	I1-I2: I2-Fin:	26.18 24.20	(16) (19)	0.85 1.57 2.80	57.95
15	4	REDDER Veronika	GER	I1: I2: Fin:	24.24 50.57 1:14.00	(15) (18) (15)	I1-I2: I2-Fin:	26.33 23.43	(18) (8)	1.55 2.42 2.88	57.89
16	17	KLAPPROTT Luisa	GER	I1: I2: Fin:	23.91 50.00 1:14.07	(9) (12) (16)	I1-I2: I2-Fin:	26.09 24.07	(13) (17)	1.22 1.85 2.95	57.84
17	10	BERGER SABBATEL Marielle	FRA	I1: I2: Fin:	24.21 49.95 1:14.23	(13) (10) (17)	I1-I2: I2-Fin:	25.74 24.28	(6) (20)	1.52 1.80 3.11	57.71
18	11	BALLET BAZ Mylene	FRA	I1: I2: Fin:	24.46 50.56 1:14.27	(21) (17) (18)	I1-I2: I2-Fin:	26.10 23.71	(14) (14)	1.77 2.41 3.15	57.68



Race Analysis

Analisi della gara / Analyse de la course

SX

Rank	Bib	Name	NOC Code	Positions			Partials		Difference Time	Average Speed km/h	
				Pos.	Time	Rank	Pos.	Time			Rank
19	20	BACHL-STAUDINGER Leonie	GER	I1: I2: Fin:	24.42 50.80 1:14.36	(20) (20) (19)	I1-I2: I2-Fin:	26.38 23.56	(19) (12)	1.73 2.65 3.24	57.61
20	22	JOFFROY Stephanie	CHI	I1: I2: Fin:	24.27 50.90 1:15.70	(16) (21) (20)	I1-I2: I2-Fin:	26.63 24.80	(21) (23)	1.58 2.75 4.58	56.59
21	23	FOEDERMAYR Christina	AUT	I1: I2: Fin:	23.94 50.78 1:15.72	(11) (19) (21)	I1-I2: I2-Fin:	26.84 24.94	(23) (24)	1.25 2.63 4.60	56.58
22	5	PHELAN Brittany	CAN	I1: I2: Fin:	24.36 50.92 1:15.87	(19) (22) (22)	I1-I2: I2-Fin:	26.56 24.95	(20) (25)	1.67 2.77 4.75	56.47
23	25	WHEATLEY Kyra	AUS	I1: I2: Fin:	24.90 51.87 1:16.25	(26) (25) (23)	I1-I2: I2-Fin:	26.97 24.38	(24) (21)	2.21 3.72 5.13	56.18
24	21	NAKANISHI Lin	JPN	I1: I2: Fin:	24.88 51.54 1:16.26	(25) (24) (24)	I1-I2: I2-Fin:	26.66 24.72	(22) (22)	2.19 3.39 5.14	56.18
25	24	CHESI Andrea	ITA	I1: I2: Fin:	25.46 52.52 1:16.61	(27) (27) (25)	I1-I2: I2-Fin:	27.06 24.09	(25) (18)	2.77 4.37 5.49	55.92
26	28	CHOLENSKA Diana	CZE	I1: I2: Fin:	24.23 51.46 1:17.02	(14) (23) (26)	I1-I2: I2-Fin:	27.23 25.56	(26) (26)	1.54 3.31 5.90	55.62
27	26	MUKOGAWA Sakurako	JPN	I1: I2: Fin:	25.85 53.28 1:18.88	(28) (28) (27)	I1-I2: I2-Fin:	27.43 25.60	(28) (27)	3.16 5.13 7.76	54.31
28	29	FRICOVA Nikola	SVK	I1: I2: Fin:	25.89 54.23 1:20.24	(30) (30) (28)	I1-I2: I2-Fin:	28.34 26.01	(30) (28)	3.20 6.08 9.12	53.39
29	31	KRAUSOVA Lucie	CZE	I1: I2: Fin:	25.88 54.04 1:20.27	(29) (29) (29)	I1-I2: I2-Fin:	28.16 26.23	(29) (29)	3.19 5.89 9.15	53.37
30	30	ZHANG Xuelian	CHN	I1: I2: Fin:	26.38 55.90 1:23.16	(31) (31) (30)	I1-I2: I2-Fin:	29.52 27.26	(31) (30)	3.69 7.75 12.04	51.52
31	27	ARAI Makiko	JPN	I1: I2: Fin:	24.84 52.25 DNF	(24) (26)	I1-I2: I2-Fin:	27.41	(27)	2.15 4.10	45.04
32	32	LI Wenwen	CHN	I1: I2: Fin:	 DNS		I1-I2: I2-Fin:				

Legend:	DNF	Did Not Finish	DNS	Did Not Start	Fin	Finish	I	Intermediate
	Pos.	Intermediate position						



Brackets

Tabellone / Tableau de résultats

SX

Number of Competitors: 32, Number of NOCs: 13

1/8 Finals - 12:00			Quarterfinals - 12:35			Semifinals - 12:54			Finals - 13:10		
Bib	1/8 Final 1 (1/16)	Rk	Bib	Quarterfinal 1 (9/16)	Rk	Bib	Semifinal 1 (13/16)	Rk	Bib	Small Final (15/16)	Rk
1 R2	MAIER Daniela GER	1	1 R2	MAIER Daniela GER	1	1 R2	MAIER Daniela GER	1	5 R2	GANTENBEIN Talina SUI	15
17 B3	BERGER SABBATEL M. FRA	2	17 Y4	BERGER SABBATEL M. FRA	2	17 Y4	BERGER SABBATEL M. FRA	2	6 G3	GRILLET AUBERT Ja. FRA	6
16 G1	KLAPPROTT Luisa GER	3	9 B1	MOBAERG Linnea SWE	3	5 G3	GANTENBEIN Talina SUI	13	13 Y4	COUSIN Sixtine SUI	7
32 Y4	LI Wenwen CHN	DNS	8 G3	THOMPSON Marielle CAN	4	13 B1	COUSIN Sixtine SUI	4	10 B1	GALLI Jole ITA	DNF
Bib	1/8 Final 2 (2/16)	Rk	Bib	Quarterfinal 2 (10/16)	Rk	Bib	Semifinal 2 (14/16)	Rk	Bib	Big Final (16/16)	Rk
8 R2	THOMPSON Marielle CAN	1	5 G3	GANTENBEIN Talina SUI	1	2 R2	NAESLUND Sandra SWE	1	1 R2	MAIER Daniela GER	1
9 G3	MOBAERG Linnea SWE	2	13 Y4	COUSIN Sixtine SUI	2	3 G3	SMITH Fanny SUI	2	3 B1	SMITH Fanny SUI	2
25 Y4	CHESI Andrea ITA	3	12 B1	ERRARD Anouck FRA	3	10 Y4	GALLI Jole ITA	3	2 G3	NAESLUND Sandra SWE	3
24 B1	NAKANISHI Lin JPN	4	4 R2	LACK Saskja SUI	4	6 B1	GRILLET AUBERT Ja. FRA	4	17 Y4	BERGER SABBATEL M. FRA	4
Bib	1/8 Final 3 (3/16)	Rk	Bib	Quarterfinal 3 (11/16)	Rk	Bib	Semifinal 2 (14/16)	Rk	Ranking Summary		
5 R2	GANTENBEIN Talina SUI	1	3 R2	SMITH Fanny SUI	1	2 R2	NAESLUND Sandra SWE	1	Gold	MAIER Daniela	GER
12 G3	ERRARD Anouck FRA	2	6 G3	GRILLET AUBERT Ja. FRA	2	3 G3	SMITH Fanny SUI	2	Silver	SMITH Fanny	SUI
21 B1	FOEDERMAYR Christ. AUT	3	14 B1	SCHMIDT Hannah CAN	3	10 Y4	GALLI Jole ITA	3	Bronze	NAESLUND Sandra	SWE
28 Y4	FRICOVA Nikola SVK	4	22 Y4	PHELAN Brittany CAN	4	6 B1	GRILLET AUBERT Ja. FRA	4	4	BERGER SABBATEL M.	FRA
Bib	1/8 Final 4 (4/16)	Rk	Bib	Quarterfinal 4 (12/16)	Rk						
4 R2	LACK Saskja SUI	1	2 R2	NAESLUND Sandra SWE	1						
13 G3	COUSIN Sixtine SUI	2	10 B3	GALLI Jole ITA	2						
20 B1	JOFFROY Stephanie CHI	3	7 G1	OFNER Katrin AUT	3						
29 Y4	KRAUSOVA Lucie CZE	4	18 Y4	BALLET BAZ Mylene FRA	4						
Bib	1/8 Final 5 (5/16)	Rk									
14 G3	SCHMIDT Hannah CAN	1									
3 R2	SMITH Fanny SUI	2									
19 B1	BACHL-STAUDINGER L GER	3									
30 Y4	ZHANG Xuelian CHN	4									
Bib	1/8 Final 6 (6/16)	Rk									
6 R2	GRILLET AUBERT Ja. FRA	1									
22 B3	PHELAN Brittany CAN	2									
11 G1	GIGLER Sonja AUT	3									
27 Y4	MUKOGAWA Sakurako JPN	4									
Bib	1/8 Final 7 (7/16)	Rk									
10 G1	GALLI Jole ITA	1									
7 R2	OFNER Katrin AUT	2									
26 Y4	CHOLENSKA Diana CZE	3									
23 B3	WHEATLEY Kyra AUS	4									
Bib	1/8 Final 8 (8/16)	Rk									
2 R2	NAESLUND Sandra SWE	1									
18 B1	BALLET BAZ Mylene FRA	2									
15 G3	REDDER Veronika GER	3									
31 Y4	ARAI Makiko JPN	4									

Progression system: In the 1/8 Finals and the Quarterfinals the first two ranked competitors of each heat proceed to the next phase. In the Semifinals the first two ranked competitors of each heat proceed to the Big Final. The 3rd and 4th ranked competitors of each heat proceed to the Small Final.

Note:

Bibs are assigned based upon seeding results. The competitor with the lowest bib of each heat starts with the red (R) bib, the second lowest with the green (G), the third with blue (B) and the fourth with yellow (Y). Competitors with the lowest bibs choose their starting lane first.

Legend:

I	Warning	(n)	Absolute Heat Number	B	Blue	DNF	Did Not Finish
DNS	Did Not Start	G	Green	R	Red	Rk	Rank
Y	Yellow						



Results Summary

Riepilogo risultati / Synthèse des résultats

SX

Number of Competitors: 32, Number of NOCs: 13

Rank	Bib	FIS Code	Name	NOC Code	YB	Seeding Rank	FIS Points
Big Final							
1	1	2531085	MAIER Daniela	GER	1996		1000.00
2	3	2526373	SMITH Fanny	SUI	1992		800.00
3	2	2530111	NAESLUND Sandra	SWE	1996		600.00
4	17	2529528	BERGER SABBATEL Marielle	FRA	1990		500.00
Small Final							
5	5	2533149	GANTENBEIN Talina	SUI	1998		450.00
6	6	2537303	GRILLET AUBERT Jade	FRA	1997		400.00
7	13	2534134	COUSIN Sixtine	SUI	1999		360.00
8	10	2537873	GALLI Jole	ITA	1995		320.00
Quarterfinals							
Ranked 3rd in their heat							
9	7	2526015	OFNER Katrin	AUT	1990	7	290.00
10	9	2534183	MOBAERG Linnea	SWE	2001	9	260.00
11	12	2540578	ERRARD Anouck	FRA	1999	12	240.00
12	14	2534674	SCHMIDT Hannah	CAN	1994	14	220.00
Ranked 4th in their heat							
13	4	2533798	LACK Saskja	SUI	2000	4	200.00
14	8	2527689	THOMPSON Marielle	CAN	1992	8	180.00
15	18	2535201	BALLET BAZ Mylene	FRA	2001	18	160.00
16	22	2531978	PHELAN Brittany	CAN	1991	22	150.00
1/8 Finals							
Ranked 3rd in their heat							
17	11	2538237	GIGLER Sonja	AUT	2001	11	140.00
18	15	2537606	REDDER Veronika	GER	2004	15	130.00
19	16	2539730	KLAPPROTT Luisa	GER	2002	16	120.00
20	19	2539731	BACHL-STAUDINGER Leonie	GER	2004	19	110.00
21	20	2529638	JOFFROY Stephanie	CHI	1991	20	100.00
22	21	2534895	FOEDERMAYR Christina	AUT	2001	21	90.00
23	25	2537458	CHESI Andrea	ITA	2003	25	80.00
24	26	2535786	CHOLENSKA Diana	CZE	2003	26	70.00
Ranked 4th in their heat							
25	23	2535885	WHEATLEY Kyra	AUS	2003	23	60.00
26	24	2535727	NAKANISHI Lin	JPN	2003	24	50.00
27	27	2538954	MUKOGAWA Sakurako	JPN	1992	27	45.00
28	28	2534675	FRICOVA Nikola	SVK	2001	28	40.00
29	29	2541016	KRAUSOVA Lucie	CZE	2008	29	36.00
30	30	2538464	ZHANG Xuelian	CHN	1998	30	32.00
31	31	2538174	ARAI Makiko	JPN	1993	DNF	28.00
Did not start in their heat							
	32	2535254	LI Wenwen	CHN	2003	DNS	



Results Summary

Riepilogo risultati / Synthèse des résultats

SX

Rank	Bib	FIS Code	Name	NOC Code	YB	Seeding Rank	FIS Points
------	-----	----------	------	----------	----	--------------	------------

Jury			Technical Data		
FIS Race Director *VA*	WALDNER Klaus	FIS	Course Name	Livigno Snow Park-Cross	
FIS Technical Delegate *VA*	GUGGER Anne-Patricia	SUI	Start / Finish Elevation	1970m / 1816m	
Chief of Competition	CONSTANTINI Denis	ITA	Vertical Drop / Course Length	154m / 1190m	
Referee *VA*	CRETIER Christian	FIS	Number of Elements	50	
Start Referee	KOPADZE Vakhtang	GEO	Number of Features	30	
Finish Referee	BERGHUIS Bell	FIS			
Officials					
Chief of Course	GASPARI Federico	ITA			
Course Designer	SILVESTRI Tobia	ITA			
Course Builder	SILVESTRI Tobia	ITA			
Course Setter	CRETIER Christian	FIS			
Video Controller *VA*	CRETIER Christian	FIS			
Technical Advisor	SIEBENHOFER Sandro	AUT			

Forerunners:					
F1 - PICCOLO Paolo	ITA	F2 - SMALDORE Aiace	ITA	F3 - ROSSI Filippo	ITA
F4 - MORODER Daniel	ITA	F5 - ZAMBONI Filippo	ITA	F6 - BARUCCO Alessandro	ITA
F7 - CINCELLI Fabian	ITA				

Conditions on course:		
Seeding: LIGHT SNOW	Snow Conditions: Packed powder	Snow Temperature: -5.2°C / 23°F
	Temperature - Start: -0.7°C / 31°F	Temperature - Finish: -0.7°C / 31°F
Finals: LIGHT SNOW	Snow Conditions: Packed powder	Snow Temperature: -2.9°C / 27°F
	Temperature - Start: -0.9°C / 30°F	Temperature - Finish: -0.9°C / 30°F

Jury Decisions:
Bib 5 - GANTENBEIN Talina (SUI): Warning in Semifinal 1 for Line deviation

Legend:	
VA Has access to live video review	YB Year of Birth



Lane Choice Analysis

Analisi scelta corsia / Analyse du choix de couloir

SX

Number of Competitors: 32, Number of NOCs: 13

Rank	Bib	FIS Code	Name	NOC Code	Lane number				Lane Choice				Progression
					8F	QF	SF	F	1	2	3	4	
Big Final													
1	1	2531085	MAIER Daniela	GER	2	2	2	2		4			(8F1_2-1, QF1_2-1, SF1_2-1, F2_2-1)
2	3	2526373	SMITH Fanny	SUI	2	2	3	1	1	2	1		(8F5_2-2, QF3_2-1, SF2_3-2, F2_1-2)
3	2	2530111	NAESLUND Sandra	SWE	2	2	2	3		3	1		(8F8_2-1, QF4_2-1, SF2_2-1, F2_3-3)
4	17	2529528	BERGER SABBATEL Marielle	FRA	3	4	4	4			1	3	(8F1_3-2, QF1_4-2, SF1_4-2, F2_4-4)
Small Final													
5	5	2533149	GANTENBEIN Talina	SUI	2	3	3	2		2	2		(8F3_2-1, QF2_3-1, SF1_3-3, F1_2-1)
6	6	2537303	GRILLET AUBERT Jade	FRA	2	3	1	3	1	1	2		(8F6_2-1, QF3_3-2, SF2_1-4, F1_3-2)
7	13	2534134	COUSIN Sixtine	SUI	3	4	1	4	1		1	2	(8F4_3-2, QF2_4-2, SF1_1-4, F1_4-3)
8	10	2537873	GALLI Jole	ITA	1	3	4	1	2		1	1	(8F7_1-1, QF4_3-2, SF2_4-3, F1_1-4)
Quarterfinals													
Ranked 3rd in their heat													
9	7	2526015	OFNER Katrin	AUT	2	1			1	1			(8F7_2-2, QF4_1-3)
10	9	2534183	MOBAERG Linnea	SWE	3	1			1		1		(8F2_3-2, QF1_1-3)
11	12	2540578	ERRARD Anouck	FRA	3	1			1		1		(8F3_3-2, QF2_1-3)
12	14	2534674	SCHMIDT Hannah	CAN	3	1			1		1		(8F5_3-1, QF3_1-3)
Ranked 4th in their heat													
13	4	2533798	LACK Saskja	SUI	2	2				2			(8F4_2-1, QF2_2-4)
14	8	2527689	THOMPSON Marielle	CAN	2	3				1	1		(8F2_2-1, QF1_3-4)
15	18	2535201	BALLET BAZ Mylene	FRA	1	4			1			1	(8F8_1-2, QF4_4-4)
16	22	2531978	PHELAN Brittany	CAN	3	4					1	1	(8F6_3-2, QF3_4-4)
1/8 Finals													
Ranked 3rd in their heat													
17	11	2538237	GIGLER Sonja	AUT	1				1				(8F6_1-3)
18	15	2537606	REDDER Veronika	GER	3						1		(8F8_3-3)
19	16	2539730	KLAPPROTT Luisa	GER	1				1				(8F1_1-3)
20	19	2539731	BACHL-STAUDINGER Leonie	GER	1				1				(8F5_1-3)
21	20	2529638	JOFFROY Stephanie	CHI	1				1				(8F4_1-3)
22	21	2534895	FOEDERMAYR Christina	AUT	1				1				(8F3_1-3)
23	25	2537458	CHESI Andrea	ITA	4							1	(8F2_4-3)
24	26	2535786	CHOLENSKA Diana	CZE	4							1	(8F7_4-3)
Ranked 4th in their heat													
25	23	2535885	WHEATLEY Kyra	AUS	3						1		(8F7_3-4)
26	24	2535727	NAKANISHI Lin	JPN	1				1				(8F2_1-4)
27	27	2538954	MUKOGAWA Sakurako	JPN	4							1	(8F6_4-4)
28	28	2534675	FRICOVA Nikola	SVK	4							1	(8F3_4-4)
29	29	2541016	KRAUSOVA Lucie	CZE	4							1	(8F4_4-4)
30	30	2538464	ZHANG Xuelian	CHN	4							1	(8F5_4-4)
31	31	2538174	ARAI Makiko	JPN	4							1	(8F8_4-4)
Did not start in their heat													
	32	2535254	LI Wenwen	CHN	4							1	



Lane Choice Analysis

Analisi scelta corsia / Analyse du choix de couloir

SX

Rank	Bib	FIS Code	Name	NOC Code	Lane number				Lane Choice				Progression
					8F	QF	SF	F	1	2	3	4	

Explanation of progression:

These codes tell how a competitor progresses through the competition (by phase). The information is given on the following format:

Ph_L-R" where P=Phase, h=Heat number _ L=Lane number-R=Heat rank

Example:

8F5_2-1, QF3_2-1, SF2_3-2, F1_2-1

means in 1/8 Final heat 5, the competitor picked lane 2 and placed first, in Quarterfinal heat 3 the competitor picked lane 2 and placed first, in Semifinal heat 2 the competitor picked lane 3 and placed second, in the Big Final the competitor picked lane 2 and placed first.

Note:

In the 1/8 Finals and the Quarterfinals the first two ranked competitors of each heat proceed to the next phase. The third and fourth ranked competitors are ranked according to their seeding rank.

In the Semifinals the first two ranked competitors of each heat proceed to the Big Final. The third and fourth ranked competitors of each heat proceed to the Small Final.

Legend:

8F 1/8 Finals F Final QF Quarterfinals SF Semifinals



Tie-Breaking Protocol

Protocollo di pareggio / Protocole des ex æquo

SX

Seeding

1. One run format and first run for the cut-down format: If two or more competitors are tied, the competitor who started later will be ranked first
2. Best of two runs and second run of the cut-down format: If two or more competitors are tied, the competitor with the faster time in their other run will receive the better rank. If any ties remain, the competitor who started later will be ranked first.

Tie-breaking for rank: 13						Start Order
Rank	Bib	FIS Code	Name	NOC Code	Time	
13	13	2534134	COUSIN Sixtine	SUI	1:13.92	13
14	9	2534674	SCHMIDT Hannah	CAN	1:13.92	9



Start List

Lista di partenza / Liste de départ

SX

Number of Competitors: 31, Number of NOCs: 10

Start Order	Bib	FIS Code	Name	NOC Code	YB	Time	Diff.
1	1	2534912	SUGAI Ryo	JPN	1991		
2	2	2533493	BAUR Tobias	SUI	1997		
3	3	2529390	KAPPACHER Adam	AUT	1993		
4	4	2538906	KLUFTS Evan	FRA	1997		
5	5	2530943	HRONEK Tim	GER	1995		
6	6	2533214	TCHIKNAVORIAN Melvin	FRA	1997		
7	7	2530911	AUJESKY Johannes	AUT	1993		
8	8	2531493	REGEZ Ryan	SUI	1993		
9	9	2532454	DRURY Kevin	CAN	1988		
10	10	2532961	HOWDEN Reece	CAN	1998		
11	11	2534010	SCHMIDT Jared	CAN	1997		
12	12	2526955	FIVA Alex	SUI	1986		
13	13	2529713	WILMSMANN Florian	GER	1996		
14	14	2532975	MOBAERG David	SWE	1999		
15	15	2533845	DEROMEDIS Simone	ITA	2000		
16	16	2530785	DUPLESSIS-KERGOMARD Youri	FRA	1996		
17	17	2535668	ZUECH Dominik	ITA	1996		
18	18	2531763	MOBAERG Erik	SWE	1997		
19	19	2529952	ZORZI Edoardo	ITA	1996		
20	20	2532784	RENN Cornel	GER	1998		
21	21	2527635	TCHIKNAVORIAN Terence	FRA	1992		
22	22	2528262	DETRAZ Romain	SUI	1993		
23	23	2534190	FISCHER Florian	GER	2000		
24	24	2531429	DAVIES Oliver	GBR	1997		
25	25	2537096	TOMASONI Federico	ITA	1997		
26	*26	2532938	ROWELL Gavin	CAN	1999		
27	*27	2532776	FURUNO Satoshi	JPN	1999		
28	*28	2535225	DANKSAGMUELLER Christoph	AUT	2002		
29	*29	2538136	LUSSNIG Nicolas	AUT	2001		
30	*30	2538008	PAULUS Daniel	CZE	1994		
31	*31	2534823	KOBAYASHI Ryuto	JPN	1996		



Start List

Lista di partenza / Liste de départ

SX

Start Order	Bib	FIS Code	Name	NOC Code	YB	Time	Diff.
-------------	-----	----------	------	----------	----	------	-------

Jury			Technical Data		
FIS Race Director *VA*	WALDNER Klaus	FIS	Course Name	Livigno Snow Park-Cross	
FIS Technical Delegate *VA*	GUGGER Anne-Patricia	SUI	Start / Finish Elevation	1970m / 1816m	
Chief of Competition	CONSTANTINI Denis	ITA	Vertical Drop / Course Length	154m / 1190m	
Referee *VA*	CRETIER Christian	FIS	Number of Elements	50	
Start Referee	KOPADZE Vakhtang	GEO	Number of Features	30	
Finish Referee	BERGHUIS Bell	FIS			
Officials					
Chief of Course	GASPARI Federico	ITA			
Course Designer	SILVESTRI Tobia	ITA			
Course Builder	SILVESTRI Tobia	ITA			
Course Setter	CRETIER Christian	FIS			
Video Controller *VA*	CRETIER Christian	FIS			
Technical Advisor	SIEBENHOFER Sandro	AUT			

Forerunners:					
F1 - PICCOLO Paolo	ITA	F2 - SMALDORE Aiace	ITA	F3 - ROSSI Filippo	ITA
F4 - MORODER Daniel	ITA	F5 - ZAMBONI Filippo	ITA	F6 - BARUCCO Alessandro	ITA
F7 - CINCELLI Fabian	ITA	F8 - WALLASH Tyler	USA		

Progression system: All competitors will be seeded according to their ranking.

Note:
All competitors are seeded according to their FIS Seeding List Rank. Top 16 competitors are randomly drawn.

Legend:					
*	Snow seed	*VA*	Has access to live video review	Diff.	Difference
YB	Year of Birth				



Results

Risultati / Résultats

SX

Number of Competitors: 31, Number of NOCs: 10

Rank	Bib	FIS Code	Name	NOC Code	YB	Time	Diff.
1	10	2532961	HOWDEN Reece	CAN	1998	1:06.13	
2	27	2532776	FURUNO Satoshi	JPN	1999	1:07.12	0.99
3	8	2531493	REGEZ Ryan	SUI	1993	1:07.18	1.05
4	13	2529713	WILMSMANN Florian	GER	1996	1:07.27	1.14
5	6	2533214	TCHIKNAVORIAN Melvin	FRA	1997	1:07.34	1.21
6	11	2534010	SCHMIDT Jared	CAN	1997	1:07.37	1.24
7	9	2532454	DRURY Kevin	CAN	1988	1:07.53	1.40
8	17	2535668	ZUECH Dominik	ITA	1996	1:07.54	1.41
9	15	2533845	DEROMEDIS Simone	ITA	2000	1:07.55	1.42
10	14	2532975	MOBAERG David	SWE	1999	1:07.56	1.43
11	12	2526955	FIVA Alex	SUI	1986	1:07.56	1.43
12	21	2527635	TCHIKNAVORIAN Terence	FRA	1992	1:07.74	1.61
13	22	2528262	DETRAZ Romain	SUI	1993	1:07.78	1.65
14	23	2534190	FISCHER Florian	GER	2000	1:07.89	1.76
15	7	2530911	AUJESKY Johannes	AUT	1993	1:07.89	1.76
16	2	2533493	BAUR Tobias	SUI	1997	1:07.89	1.76
17	25	2537096	TOMASONI Federico	ITA	1997	1:08.01	1.88
18	29	2538136	LUSSNIG Nicolas	AUT	2001	1:08.04	1.91
19	1	2534912	SUGAI Ryo	JPN	1991	1:08.13	2.00
20	20	2532784	RENN Cornel	GER	1998	1:08.14	2.01
21	16	2530785	DUPLESSIS-KERGOMARD Youri	FRA	1996	1:08.18	2.05
22	18	2531763	MOBAERG Erik	SWE	1997	1:08.19	2.06
23	4	2538906	KLUFTS Evan	FRA	1997	1:08.29	2.16
24	3	2529390	KAPPACHER Adam	AUT	1993	1:08.31	2.18
25	19	2529952	ZORZI Edoardo	ITA	1996	1:08.34	2.21
26	5	2530943	HRONEK Tim	GER	1995	1:08.68	2.55
27	30	2538008	PAULUS Daniel	CZE	1994	1:08.84	2.71
28	24	2531429	DAVIES Oliver	GBR	1997	1:09.33	3.20
29	26	2532938	ROWELL Gavin	CAN	1999	1:09.46	3.33
30	28	2535225	DANKSAGMUELLER Christoph	AUT	2002	1:09.48	3.35
31	31	2534823	KOBAYASHI Ryuto	JPN	1996	1:10.15	4.02



Results

Risultati / Résultats

SX

Rank	Bib	FIS Code	Name	NOC Code	YB	Time	Diff.
------	-----	----------	------	----------	----	------	-------

Jury			Technical Data		
FIS Race Director *VA*	WALDNER Klaus	FIS	Course Name	Livigno Snow Park-Cross	
FIS Technical Delegate *VA*	GUGGER Anne-Patricia	SUI	Start / Finish Elevation	1970m / 1816m	
Chief of Competition	CONSTANTINI Denis	ITA	Vertical Drop / Course Length	154m / 1190m	
Referee *VA*	CRETIER Christian	FIS	Number of Elements	50	
Start Referee	KOPADZE Vakhtang	GEO	Number of Features	30	
Finish Referee	BERGHUIS Bell	FIS			
Officials					
Chief of Course	GASPARI Federico	ITA			
Course Designer	SILVESTRI Tobia	ITA			
Course Builder	SILVESTRI Tobia	ITA			
Course Setter	CRETIER Christian	FIS			
Video Controller *VA*	CRETIER Christian	FIS			
Technical Advisor	SIEBENHOFER Sandro	AUT			

Forerunners:					
F1 - PICCOLO Paolo	ITA	F2 - SMALDORE Aiace	ITA	F3 - ROSSI Filippo	ITA
F4 - MORODER Daniel	ITA	F5 - ZAMBONI Filippo	ITA	F6 - BARUCCO Alessandro	ITA
F7 - CINCELLI Fabian	ITA	F8 - WALLASH Tyler	USA		

Conditions on course:		
OVERCAST	Snow Conditions: Hard packed	Snow Temperature: -7.1°C / 19°F
	Temperature - Start: -4.9°C / 23°F	Temperature - Finish: -4.9°C / 23°F

Legend:			
VA	Has access to live video review	Diff.	Difference
		YB	Year of Birth



Race Analysis

Analisi della gara / Analyse de la course

SX

Number of Competitors: 31, Number of NOCs: 10

Rank	Bib	Name	NOC Code	Positions			Partials		Difference Time	Average Speed km/h	
				Pos.	Time	Rank	Pos.	Time			Rank
1	10	HOWDEN Reece	CAN	I1: I2: Fin:	21.33 45.08 1:06.13	(1) (1) (1)	I1-I2: I2-Fin:	23.75 21.05	(1) (1)	64.78	
2	27	FURUNO Satoshi	JPN	I1: I2: Fin:	21.76 45.81 1:07.12	(11) (4) (2)	I1-I2: I2-Fin:	24.05 21.31	(6) (4)	0.43 0.73 0.99	63.83
3	8	REGEZ Ryan	SUI	I1: I2: Fin:	21.69 46.01 1:07.18	(7) (9) (3)	I1-I2: I2-Fin:	24.32 21.17	(15) (2)	0.36 0.93 1.05	63.77
4	13	WILMSMANN Florian	GER	I1: I2: Fin:	21.72 45.68 1:07.27	(9) (3) (4)	I1-I2: I2-Fin:	23.96 21.59	(2) (14)	0.39 0.60 1.14	63.68
5	6	TCHIKNAVORIAN Melvin	FRA	I1: I2: Fin:	21.49 45.47 1:07.34	(3) (2) (5)	I1-I2: I2-Fin:	23.98 21.87	(4) (25)	0.16 0.39 1.21	63.62
6	11	SCHMIDT Jared	CAN	I1: I2: Fin:	21.71 46.11 1:07.37	(8) (10) (6)	I1-I2: I2-Fin:	24.40 21.26	(18) (3)	0.38 1.03 1.24	63.59
7	9	DRURY Kevin	CAN	I1: I2: Fin:	21.84 45.97 1:07.53	(16) (7) (7)	I1-I2: I2-Fin:	24.13 21.56	(8) (11)	0.51 0.89 1.40	63.44
8	17	ZUECH Dominik	ITA	I1: I2: Fin:	21.67 45.82 1:07.54	(6) (5) (8)	I1-I2: I2-Fin:	24.15 21.72	(10) (19)	0.34 0.74 1.41	63.43
9	15	DEROMEDIS Simone	ITA	I1: I2: Fin:	21.84 46.11 1:07.55	(16) (10) (9)	I1-I2: I2-Fin:	24.27 21.44	(14) (6)	0.51 1.03 1.42	63.42
10	14	MOBAERG David	SWE	I1: I2: Fin:	21.60 45.99 1:07.56	(4) (8) (10)	I1-I2: I2-Fin:	24.39 21.57	(17) (13)	0.27 0.91 1.43	63.41
11	12	FIVA Alex	SUI	I1: I2: Fin:	22.14 46.11 1:07.56	(22) (10) (10)	I1-I2: I2-Fin:	23.97 21.45	(3) (7)	0.81 1.03 1.43	63.41
12	21	TCHIKNAVORIAN Terence	FRA	I1: I2: Fin:	21.86 45.84 1:07.74	(19) (6) (12)	I1-I2: I2-Fin:	23.98 21.90	(4) (26)	0.53 0.76 1.61	63.24
13	22	DETRAZ Romain	SUI	I1: I2: Fin:	21.79 46.22 1:07.78	(14) (14) (13)	I1-I2: I2-Fin:	24.43 21.56	(19) (11)	0.46 1.14 1.65	63.20
14	23	FISCHER Florian	GER	I1: I2: Fin:	21.47 46.42 1:07.89	(2) (19) (14)	I1-I2: I2-Fin:	24.95 21.47	(29) (8)	0.14 1.34 1.76	63.10
15	7	AUJESKY Johannes	AUT	I1: I2: Fin:	21.76 46.24 1:07.89	(11) (15) (14)	I1-I2: I2-Fin:	24.48 21.65	(21) (15)	0.43 1.16 1.76	63.10
16	2	BAUR Tobias	SUI	I1: I2: Fin:	22.36 46.51 1:07.89	(25) (21) (14)	I1-I2: I2-Fin:	24.15 21.38	(10) (5)	1.03 1.43 1.76	63.10
17	25	TOMASONI Federico	ITA	I1: I2: Fin:	21.64 46.36 1:08.01	(5) (17) (17)	I1-I2: I2-Fin:	24.72 21.65	(25) (15)	0.31 1.28 1.88	62.99
18	29	LUSSNIG Nicolas	AUT	I1: I2: Fin:	21.85 46.30 1:08.04	(18) (16) (18)	I1-I2: I2-Fin:	24.45 21.74	(20) (21)	0.52 1.22 1.91	62.96



Race Analysis

Analisi della gara / Analyse de la course

SX

Rank	Bib	Name	NOC Code	Positions			Partials		Difference Time	Average Speed km/h	
				Pos.	Time	Rank	Pos.	Time			Rank
19	1	SUGAI Ryo	JPN	I1: I2: Fin:	22.15 46.38 1:08.13	(23) (18) (19)	I1-I2: I2-Fin:	24.23 21.75	(12) (22)	0.82 1.30 2.00	62.88
20	20	RENN Cornel	GER	I1: I2: Fin:	21.75 46.63 1:08.14	(10) (25) (20)	I1-I2: I2-Fin:	24.88 21.51	(28) (9)	0.42 1.55 2.01	62.87
21	16	DUPLESSIS-KERGOMARD Youri	FRA	I1: I2: Fin:	21.80 46.18 1:08.18	(15) (13) (21)	I1-I2: I2-Fin:	24.38 22.00	(16) (27)	0.47 1.10 2.05	62.83
22	18	MOBAERG Erik	SWE	I1: I2: Fin:	21.78 46.54 1:08.19	(13) (23) (22)	I1-I2: I2-Fin:	24.76 21.65	(26) (15)	0.45 1.46 2.06	62.82
23	4	KLUFTS Evan	FRA	I1: I2: Fin:	22.61 46.75 1:08.29	(29) (26) (23)	I1-I2: I2-Fin:	24.14 21.54	(9) (10)	1.28 1.67 2.16	62.73
24	3	KAPPACHER Adam	AUT	I1: I2: Fin:	22.39 46.48 1:08.31	(26) (20) (24)	I1-I2: I2-Fin:	24.09 21.83	(7) (24)	1.06 1.40 2.18	62.71
25	19	ZORZI Edoardo	ITA	I1: I2: Fin:	21.92 46.57 1:08.34	(20) (24) (25)	I1-I2: I2-Fin:	24.65 21.77	(24) (23)	0.59 1.49 2.21	62.69
26	5	HRONEK Tim	GER	I1: I2: Fin:	21.93 47.00 1:08.68	(21) (27) (26)	I1-I2: I2-Fin:	25.07 21.68	(30) (18)	0.60 1.92 2.55	62.38
27	30	PAULUS Daniel	CZE	I1: I2: Fin:	22.27 46.53 1:08.84	(24) (22) (27)	I1-I2: I2-Fin:	24.26 22.31	(13) (31)	0.94 1.45 2.71	62.23
28	24	DAVIES Oliver	GBR	I1: I2: Fin:	22.46 47.08 1:09.33	(27) (28) (28)	I1-I2: I2-Fin:	24.62 22.25	(23) (29)	1.13 2.00 3.20	61.79
29	26	ROWELL Gavin	CAN	I1: I2: Fin:	22.53 47.37 1:09.46	(28) (29) (29)	I1-I2: I2-Fin:	24.84 22.09	(27) (28)	1.20 2.29 3.33	61.68
30	28	DANKSAGMUELLER Christoph	AUT	I1: I2: Fin:	23.18 47.75 1:09.48	(31) (30) (30)	I1-I2: I2-Fin:	24.57 21.73	(22) (20)	1.85 2.67 3.35	61.66
31	31	KOBAYASHI Ryuto	JPN	I1: I2: Fin:	22.80 47.87 1:10.15	(30) (31) (31)	I1-I2: I2-Fin:	25.07 22.28	(30) (30)	1.47 2.79 4.02	61.07

Legend:	Fin	Finish	I	Intermediate	Pos.	Intermediate position
----------------	-----	--------	---	--------------	------	-----------------------



Brackets

Tabellone / Tableau de résultats

SX

Number of Competitors: 31, Number of NOCs: 10

1/8 Finals - 12:00				Quarterfinals - 12:35				Semifinals - 12:54				Finals - 13:10							
Bib 1/8 Final 1 (1/16) Rk				Bib Quarterfinal 1 (9/16) Rk				Bib Semifinal 1 (13/16) Rk				Bib Small Final (15/16) Rk							
1	R2	HOWDEN Reece	CAN	1	9	B1	DEROMEDIS Simone	ITA	1	9	G1	DEROMEDIS Simone	ITA	1	12	G1	TCHIKNAVORIAN Ter.	FRA	5
17	B1	TOMASONI Federico	ITA	2	17	Y4	TOMASONI Federico	ITA	2	17	Y4	TOMASONI Federico	ITA	2	26	B3	HRONEK Tim	GER	6
16	G3	BAUR Tobias	SUI	3	8	G3	ZUECH Dominik	ITA	3	12	B3	TCHIKNAVORIAN Ter.	FRA	3	4	R2	WILMSMANN Florian	GER	7
	Y				1	R2	HOWDEN Reece	CAN	4	4	R2	WILMSMANN Florian	GER	4					
Bib 1/8 Final 2 (2/16) Rk				Bib Quarterfinal 2 (10/16) Rk				Bib Semifinal 2 (14/16) Rk				Bib Big Final (16/16) Rk							
9	G3	DEROMEDIS Simone	ITA	1	4	R2	WILMSMANN Florian	GER	1	11	B3	FIVA Alex	SUI	1	9	G1	DEROMEDIS Simone	ITA	1
8	R2	ZUECH Dominik	ITA	12	12	G1	TCHIKNAVORIAN Ter.	FRA	2	2	R2	FURUNO Satoshi	JPN	2	17	Y4	TOMASONI Federico	ITA	2
25	Y4	ZORZI Edoardo	ITA	3	20	B3	RENN Cornel	GER	3	26	Y4	HRONEK Tim	GER	3	11	B3	FIVA Alex	SUI	3
24	B1	KAPPACHER Adam	AUT	4	21	Y4	DUPLESSIS-KERGOMA. FRA	FRA	4	3	G1	REGEZ Ryan	SUI	RAL	2	R2	FURUNO Satoshi	JPN	4
Bib 1/8 Final 3 (3/16) Rk				Bib Quarterfinal 3 (11/16) Rk				Bib Semifinal 2 (14/16) Rk				Bib Big Final (16/16) Rk							
21	B1	DUPLESSIS-KERGOMA. FRA	FRA	1	11	G3	FIVA Alex	SUI	1	11	B3	FIVA Alex	SUI	1	9	G1	DEROMEDIS Simone	ITA	1
12	G3	TCHIKNAVORIAN Ter.	FRA	2	3	R2	REGEZ Ryan	SUI	2	2	R2	FURUNO Satoshi	JPN	2	17	Y4	TOMASONI Federico	ITA	2
5	R2	TCHIKNAVORIAN Mel.	FRA	3	14	B1	FISCHER Florian	GER	3	26	Y4	HRONEK Tim	GER	3	11	B3	FIVA Alex	SUI	3
28	Y4	DAVIES Oliver	GBR	4	27	Y4	PAULUS Daniel	CZE	4	3	G1	REGEZ Ryan	SUI	RAL	2	R2	FURUNO Satoshi	JPN	4
Bib 1/8 Final 4 (4/16) Rk				Bib Quarterfinal 4 (12/16) Rk				Bib Semifinal 2 (14/16) Rk				Bib Big Final (16/16) Rk							
4	R2	WILMSMANN Florian	GER	1	2	R2	FURUNO Satoshi	JPN	1	11	B3	FIVA Alex	SUI	1	9	G1	DEROMEDIS Simone	ITA	1
20	B1	RENN Cornel	GER	2	26	Y1	HRONEK Tim	GER	2	2	R2	FURUNO Satoshi	JPN	2	17	Y4	TOMASONI Federico	ITA	2
13	G3	DETRAZ Romain	SUI	3	18	B4	LUSSNIG Nicolas	AUT	3	26	Y4	HRONEK Tim	GER	3	11	B3	FIVA Alex	SUI	3
29	Y4	ROWELL Gavin	CAN	4	7	G3	DRURY Kevin	CAN	4	3	G1	REGEZ Ryan	SUI	RAL	2	R2	FURUNO Satoshi	JPN	4
Bib 1/8 Final 5 (5/16) Rk				Bib Quarterfinal 4 (12/16) Rk				Bib Semifinal 2 (14/16) Rk				Bib Big Final (16/16) Rk							
3	R2	REGEZ Ryan	SUI	1	2	R2	FURUNO Satoshi	JPN	1	11	B3	FIVA Alex	SUI	1	9	G1	DEROMEDIS Simone	ITA	1
14	G3	FISCHER Florian	GER	2	26	Y1	HRONEK Tim	GER	2	2	R2	FURUNO Satoshi	JPN	2	17	Y4	TOMASONI Federico	ITA	2
19	B4	SUGAI Ryo	JPN	3	18	B4	LUSSNIG Nicolas	AUT	3	26	Y4	HRONEK Tim	GER	3	11	B3	FIVA Alex	SUI	3
30	Y1	DANKSAGMUELLER Ch.	AUT	4	7	G3	DRURY Kevin	CAN	4	3	G1	REGEZ Ryan	SUI	RAL	2	R2	FURUNO Satoshi	JPN	4
Bib 1/8 Final 6 (6/16) Rk				Bib Quarterfinal 4 (12/16) Rk				Bib Semifinal 2 (14/16) Rk				Bib Big Final (16/16) Rk							
11	G3	FIVA Alex	SUI	1	2	R2	FURUNO Satoshi	JPN	1	11	B3	FIVA Alex	SUI	1	9	G1	DEROMEDIS Simone	ITA	1
27	Y4	PAULUS Daniel	CZE	2	26	Y1	HRONEK Tim	GER	2	2	R2	FURUNO Satoshi	JPN	2	17	Y4	TOMASONI Federico	ITA	2
22	B1	MOBAERG Erik	SWE	DNF	18	B4	LUSSNIG Nicolas	AUT	3	26	Y4	HRONEK Tim	GER	3	11	B3	FIVA Alex	SUI	3
6	R2	SCHMIDT Jared	CAN	RAL	7	G3	DRURY Kevin	CAN	4	3	G1	REGEZ Ryan	SUI	RAL	2	R2	FURUNO Satoshi	JPN	4
Bib 1/8 Final 7 (7/16) Rk				Bib Quarterfinal 4 (12/16) Rk				Bib Semifinal 2 (14/16) Rk				Bib Big Final (16/16) Rk							
26	Y4	HRONEK Tim	GER	1	2	R2	FURUNO Satoshi	JPN	1	11	B3	FIVA Alex	SUI	1	9	G1	DEROMEDIS Simone	ITA	1
7	R2	DRURY Kevin	CAN	2	26	Y1	HRONEK Tim	GER	2	2	R2	FURUNO Satoshi	JPN	2	17	Y4	TOMASONI Federico	ITA	2
10	G3	MOBAERG David	SWE	DNF	18	B4	LUSSNIG Nicolas	AUT	3	26	Y4	HRONEK Tim	GER	3	11	B3	FIVA Alex	SUI	3
23	B1	KLUFTS Evan	FRA	DNF	7	G3	DRURY Kevin	CAN	4	3	G1	REGEZ Ryan	SUI	RAL	2	R2	FURUNO Satoshi	JPN	4
Bib 1/8 Final 8 (8/16) Rk				Bib Quarterfinal 4 (12/16) Rk				Bib Semifinal 2 (14/16) Rk				Bib Big Final (16/16) Rk							
2	R2	FURUNO Satoshi	JPN	1	2	R2	FURUNO Satoshi	JPN	1	11	B3	FIVA Alex	SUI	1	9	G1	DEROMEDIS Simone	ITA	1
18	B4	LUSSNIG Nicolas	AUT	2	26	Y1	HRONEK Tim	GER	2	2	R2	FURUNO Satoshi	JPN	2	17	Y4	TOMASONI Federico	ITA	2
15	G3	AUJESKY Johannes	AUT	3	18	B4	LUSSNIG Nicolas	AUT	3	26	Y4	HRONEK Tim	GER	3	11	B3	FIVA Alex	SUI	3
31	Y1	KOBAYASHI Ryuto	JPN	4	7	G3	DRURY Kevin	CAN	4	3	G1	REGEZ Ryan	SUI	RAL	2	R2	FURUNO Satoshi	JPN	4

Ranking Summary

Gold	DEROMEDIS Simone	ITA
Silver	TOMASONI Federico	ITA
Bronze	FIVA Alex	SUI
	4 FURUNO Satoshi	JPN
	5 TCHIKNAVORIAN Ter.	FRA
	6 HRONEK Tim	GER
	7 WILMSMANN Florian	GER
	8 REGEZ Ryan	SUI

Progression system: In the 1/8 Finals and the Quarterfinals the first two ranked competitors of each heat proceed to the next phase. In the Semifinals the first two ranked competitors of each heat proceed to the Big Final. The 3rd and 4th ranked competitors of each heat proceed to the Small Final.

Note:
Bibs are assigned based upon seeding results. The competitor with the lowest bib of each heat starts with the red (R) bib, the second lowest with the green (G), the third with blue (B) and the fourth with yellow (Y). Competitors with the lowest bibs choose their starting lane first.

Legend:		(n)	Absolute Heat Number	B	Blue	DNF	Did Not Finish
I	Warning	R	Red	RAL	Ranked As Last	Rk	Rank
G	Green						
Y	Yellow						



Results Summary

Riepilogo risultati / Synthèse des résultats

SX

Number of Competitors: 31, Number of NOCs: 10

Rank	Bib	FIS Code	Name	NOC Code	YB	Seeding Rank	FIS Points
Big Final							
1	9	2533845	DEROMEDIS Simone	ITA	2000		1000.00
2	17	2537096	TOMASONI Federico	ITA	1997		800.00
3	11	2526955	FIVA Alex	SUI	1986		600.00
4	2	2532776	FURUNO Satoshi	JPN	1999		500.00
Small Final							
5	12	2527635	TCHIKNAVORIAN Terence	FRA	1992		450.00
6	26	2530943	HRONEK Tim	GER	1995		400.00
7	4	2529713	WILMSMANN Florian	GER	1996		360.00
Semifinals							
Ranked as last in their heat							
8	3	2531493	REGEZ Ryan	SUI	1993	3	320.00
Quarterfinals							
Ranked 3rd in their heat							
9	8	2535668	ZUECH Dominik	ITA	1996	8	290.00
10	14	2534190	FISCHER Florian	GER	2000	14	260.00
11	18	2538136	LUSSNIG Nicolas	AUT	2001	18	240.00
12	20	2532784	RENN Cornel	GER	1998	20	220.00
Ranked 4th in their heat							
13	1	2532961	HOWDEN Reece	CAN	1998	1	200.00
14	7	2532454	DRURY Kevin	CAN	1988	7	180.00
15	21	2530785	DUPLESSIS-KERGOMARD Youri	FRA	1996	21	160.00
16	27	2538008	PAULUS Daniel	CZE	1994	27	150.00
1/8 Finals							
Ranked 3rd in their heat							
17	5	2533214	TCHIKNAVORIAN Melvin	FRA	1997	5	140.00
18	10	2532975	MOBAERG David	SWE	1999	10	130.00
19	13	2528262	DETRAZ Romain	SUI	1993	13	120.00
20	15	2530911	AUJESKY Johannes	AUT	1993	15	110.00
21	16	2533493	BAUR Tobias	SUI	1997	16	100.00
22	19	2534912	SUGAI Ryo	JPN	1991	19	90.00
23	22	2531763	MOBAERG Erik	SWE	1997	22	80.00
24	25	2529952	ZORZI Edoardo	ITA	1996	25	70.00
Ranked 4th in their heat							
25	23	2538906	KLUFTS Evan	FRA	1997	23	60.00
26	24	2529390	KAPPACHER Adam	AUT	1993	24	50.00
27	28	2531429	DAVIES Oliver	GBR	1997	28	45.00
28	29	2532938	ROWELL Gavin	CAN	1999	29	40.00
29	30	2535225	DANKSAGMUELLER Christoph	AUT	2002	30	36.00
30	31	2534823	KOBAYASHI Ryuto	JPN	1996	31	32.00
Ranked as last in their heat							
31	6	2534010	SCHMIDT Jared	CAN	1997	6	28.00



Results Summary

Riepilogo risultati / Synthèse des résultats

SX

Rank	Bib	FIS Code	Name	NOC Code	YB	Seeding Rank	FIS Points
------	-----	----------	------	----------	----	--------------	------------

Jury			Technical Data		
FIS Race Director *VA*	WALDNER Klaus	FIS	Course Name	Livigno Snow Park-Cross	
FIS Technical Delegate *VA*	GUGGER Anne-Patricia	SUI	Start / Finish Elevation	1970m / 1816m	
Chief of Competition	CONSTANTINI Denis	ITA	Vertical Drop / Course Length	154m / 1190m	
Referee *VA*	CRETIER Christian	FIS	Number of Elements	50	
Start Referee	KOPADZE Vakhtang	GEO	Number of Features	30	
Finish Referee	BERGHUIS Bell	FIS			
Officials					
Chief of Course	GASPARI Federico	ITA			
Course Designer	SILVESTRI Tobia	ITA			
Course Builder	SILVESTRI Tobia	ITA			
Course Setter	CRETIER Christian	FIS			
Video Controller *VA*	CRETIER Christian	FIS			
Technical Advisor	SIEBENHOFER Sandro	AUT			

Forerunners:					
F1 - PICCOLO Paolo	ITA	F2 - SMALDORE Aiace	ITA	F3 - ROSSI Filippo	ITA
F4 - MORODER Daniel	ITA	F5 - ZAMBONI Filippo	ITA	F6 - BARUCCO Alessandro	ITA
F7 - CINCELLI Fabian	ITA	F8 - WALLASH Tyler	USA		

Conditions on course:		
Seeding: OVERCAST	Snow Conditions: Hard packed	Snow Temperature: -7.1°C / 19°F
	Temperature - Start: -4.9°C / 23°F	Temperature - Finish: -4.9°C / 23°F
Finals: LIGHT SNOW	Snow Conditions: Hard packed	Snow Temperature: -0.3°C / 32°F
	Temperature - Start: -0.6°C / 31°F	Temperature - Finish: -0.6°C / 31°F

Jury Decisions:
Bib 8 - ZUECH Dominik (ITA): Warning in 1/8 Final 2 for Line deviation
Bib 6 - SCHMIDT Jared (CAN): Yellow Card in 1/8 Final 6 for Contact from behind
Bib 3 - REGEZ Ryan (SUI): Yellow Card in Semifinal 2 for Action by Hand/Arm (pulling/pushing/blocking)

Legend:
VA Has access to live video review
YB Year of Birth



Lane Choice Analysis

Analisi scelta corsia / Analyse du choix de couloir

SX

Number of Competitors: 31, Number of NOCs: 10

Rank	Bib	FIS Code	Name	NOC Code	Lane number				Lane Choice				Progression
					8F	QF	SF	F	1	2	3	4	
Big Final													
1	9	2533845	DEROMEDIS Simone	ITA	3	1	1	1	3		1		(8F2_3-1, QF1_1-1, SF1_1-1, F2_1-1)
2	17	2537096	TOMASONI Federico	ITA	1	4	4	4	1			3	(8F1_1-2, QF1_4-2, SF1_4-2, F2_4-2)
3	11	2526955	FIVA Alex	SUI	3	3	3	3			4		(8F6_3-1, QF3_3-1, SF2_3-1, F2_3-3)
4	2	2532776	FURUNO Satoshi	JPN	2	2	2	2		4			(8F8_2-1, QF4_2-1, SF2_2-2, F2_2-4)
Small Final													
5	12	2527635	TCHIKNAVORIAN Terence	FRA	3	1	3	1	2		2		(8F3_3-2, QF2_1-2, SF1_3-3, F1_1-1)
6	26	2530943	HRONEK Tim	GER	4	1	4	3	1		1	2	(8F7_4-1, QF4_1-2, SF2_4-3, F1_3-2)
7	4	2529713	WILMSMANN Florian	GER	2	2	2	2		4			(8F4_2-1, QF2_2-1, SF1_2-4, F1_2-3)
Semifinals													
Ranked as last in their heat													
8	3	2531493	REGEZ Ryan	SUI	2	2	1		1	2			(8F5_2-1, QF3_2-2, SF2_1-4)
Quarterfinals													
Ranked 3rd in their heat													
9	8	2535668	ZUECH Dominik	ITA	2	3				1	1		(8F2_2-2, QF1_3-3)
10	14	2534190	FISCHER Florian	GER	3	1			1		1		(8F5_3-2, QF3_1-3)
11	18	2538136	LUSSNIG Nicolas	AUT	4	4					2		(8F8_4-2, QF4_4-3)
12	20	2532784	RENN Cornel	GER	1	3			1		1		(8F4_1-2, QF2_3-3)
Ranked 4th in their heat													
13	1	2532961	HOWDEN Reece	CAN	2	2				2			(8F1_2-1, QF1_2-4)
14	7	2532454	DRURY Kevin	CAN	2	3				1	1		(8F7_2-2, QF4_3-4)
15	21	2530785	DUPLESSIS-KERGOMARD Youri	FRA	1	4			1			1	(8F3_1-1, QF2_4-4)
16	27	2538008	PAULUS Daniel	CZE	4	4						2	(8F6_4-2, QF3_4-4)
1/8 Finals													
Ranked 3rd in their heat													
17	5	2533214	TCHIKNAVORIAN Melvin	FRA	2					1			(8F3_2-3)
18	10	2532975	MOBAERG David	SWE	3						1		(8F7_3-3)
19	13	2528262	DETRAZ Romain	SUI	3						1		(8F4_3-3)
20	15	2530911	AUJESKY Johannes	AUT	3						1		(8F8_3-3)
21	16	2533493	BAUR Tobias	SUI	3						1		(8F1_3-3)
22	19	2534912	SUGAI Ryo	JPN	4							1	(8F5_4-3)
23	22	2531763	MOBAERG Erik	SWE	1				1				(8F6_1-3)
24	25	2529952	ZORZI Edoardo	ITA	4							1	(8F2_4-3)
Ranked 4th in their heat													
25	23	2538906	KLUFTS Evan	FRA	1				1				(8F7_1-4)
26	24	2529390	KAPPACHER Adam	AUT	1				1				(8F2_1-4)
27	28	2531429	DAVIES Oliver	GBR	4						1		(8F3_4-4)
28	29	2532938	ROWELL Gavin	CAN	4						1		(8F4_4-4)
29	30	2535225	DANKSAGMUELLER Christoph	AUT	1				1				(8F5_1-4)
30	31	2534823	KOBAYASHI Ryuto	JPN	1				1				(8F8_1-4)
Ranked as last in their heat													
31	6	2534010	SCHMIDT Jared	CAN	2					1			(8F6_2-4)



Lane Choice Analysis

Analisi scelta corsia / Analyse du choix de couloir

SX

Rank	Bib	FIS Code	Name	NOC Code	Lane number				Lane Choice				Progression
					8F	QF	SF	F	1	2	3	4	

Explanation of progression:

These codes tell how a competitor progresses through the competition (by phase). The information is given on the following format:

Ph_L-R" where P=Phase, h=Heat number _ L=Lane number-R=Heat rank

Example:

8F5_2-1, QF3_2-1, SF2_3-2, F1_2-1

means in 1/8 Final heat 5, the competitor picked lane 2 and placed first, in Quarterfinal heat 3 the competitor picked lane 2 and placed first, in Semifinal heat 2 the competitor picked lane 3 and placed second, in the Big Final the competitor picked lane 2 and placed first.

Note:

In the 1/8 Finals and the Quarterfinals the first two ranked competitors of each heat proceed to the next phase. The third and fourth ranked competitors are ranked according to their seeding rank.

In the Semifinals the first two ranked competitors of each heat proceed to the Big Final. The third and fourth ranked competitors of each heat proceed to the Small Final.

Legend:

8F 1/8 Finals F Final QF Quarterfinals SF Semifinals



Tie-Breaking Protocol

Protocollo di pareggio / Protocole des ex æquo

SX

Seeding

1. One run format and first run for the cut-down format: If two or more competitors are tied, the competitor who started later will be ranked first
2. Best of two runs and second run of the cut-down format: If two or more competitors are tied, the competitor with the faster time in their other run will receive the better rank. If any ties remain, the competitor who started later will be ranked first.

Tie-breaking for rank: 10						Start Order
Rank	Bib	FIS Code	Name	NOC Code	Time	
10	14	2532975	MOBAERG David	SWE	1:07.56	14
11	12	2526955	FIVA Alex	SUI	1:07.56	12

Tie-breaking for rank: 14						Start Order
Rank	Bib	FIS Code	Name	NOC Code	Time	
14	23	2534190	FISCHER Florian	GER	1:07.89	23
15	7	2530911	AUJESKY Johannes	AUT	1:07.89	7
16	2	2533493	BAUR Tobias	SUI	1:07.89	2



Start List

Lista di partenza / Liste de départ

HP

Number of Competitors: 21, Number of NOCs: 10

Start Order	Bib	FIS Code	Name	NOC Code	YB	FIS Seeding Rank
1	2	2534563	GU Ailing Eileen	CHN	2003	2
2	3	2540580	BROWN Indra	AUS	2010	3
3	4	2533468	LI Fanghui	CHN	2003	4
4	6	2531417	KARKER Rachael	CAN	1997	7
5	10	2534469	JACOBS Riley	USA	2003	11
6	8	2533666	IRVING Svea	USA	2002	9
7	7	2527182	SHARPE Cassie	CAN	1992	8
8	5	2533467	ZHANG Kexin	CHN	2002	5
9	9	2534659	FRASER Amy	CAN	1995	10
10	1	2534174	ATKIN Zoe	GBR	2003	1
11	14	2537238	GRAY Kate	USA	2006	16
12	16	2533617	SILDARU Kelly	EST	2002	18
13	18	2529584	KIRIYAMA Nanaho	JPN	1996	21
14	11	2539314	LIU Yishan	CHN	2007	12
15	17	2530150	CAKMAKLI Sabrina	GER	1994	19
16	15	2532941	GLENNIE Dillan	CAN	2000	17
17	20	2538665	MEENTALO Grete-Mia	EST	2008	32
18	13	2540033	WINTERBERGER Abby	USA	2010	14
19	12	2539048	THOMAS Mischa	NZL	2008	13
20	19	2535364	KIM Daeun	KOR	2005	22
21	21	2539009	LEE Soyoung	KOR	2008	42

Jury			Technical Data		
FIS Contest Director	DATE Ritchie	FIS	Course Name	Livigno Olympic Halfpipe	
FIS Technical Delegate	PARK Hee Jin	KOR	Course / Halfpipe Length	230m / 198m	
Head Judge	ARENS Jason	USA	Width from Wall to Wall	22.1m	
Chief of Competition	VON GUNTEN Rudolf	SUI	Halfpipe Inclination	18°	
Start Referee	GERBER Gregory	SUI	Inner Height of Walls	7.2m	
Finish Referee	GIGER Gian Andri	SUI	Inclination of Vert	81°	
Officials			Judges		
Course Supervisor	ZEHETNER Albert	AUT	Judge 1	KIRK Dane	NZL
Chief of Course	PEDRAZZETTI Andrea	SUI	Judge 2	BRANDLI Florian	SUI
Course Designer	ZEHETNER Albert	AUT	Judge 3	GRATZ Tobias	AUT
Course Builder	ZEHETNER Albert	AUT	Judge 4	BJORKLUND Anton	SWE
			Judge 5	CARTER Elliott	CAN
			Judge 6	FJELSTAD Jonas	NOR

Progression system: The top 12 competitors (based on best run) advance to the Final.

Legend:
YB Year of Birth



Results Analysis

Analisi dei risultati / Analyse des résultats

HP

Number of Competitors: 21, Number of NOCs: 10

Rk	Bib	Name	NOC Code	YB	Run	Trick 1	Trick 2	Trick 3	Trick 4	Trick 5	Trick 6	Trick 7	Trick 8	Trick 9	Trick 10	Trick 11	Trick 12	Score	Rk	Best Score
1	1	ATKIN Zoe	GBR	2003	Run 1	I-5-Mu	r-7-ld-Tg	x-l-3-Jp	r-5-ld-Tg	r-AO-3-ld-Jp	x-r-7-ld-Tg							91.50	1	91.50
					Run 2	I-5-Mu	r-7-ld-Tg	x-l-7-Jp	r-5-ld-Tg	r-AO-3-ld-Jp	x-r-7-op-sf									
2	4	LI Fanghui	CHN	2003	Run 1	AF-Mu	x-r-5-Tg	x-l-3-Mu	r-7-sf	x-l-5-D-Jp								85.00	3	90.00
					Run 2	AF-Mu	x-r-5-Tg	x-l-7-Jp	r-7-sf	x-l-5-D-Jp										
3	7	SHARPE Cassie	CAN	1992	Run 1	I-C-9-ld-Tg	r-C-7-ld-sf	x-l-3-Mu	r-C-9-ld-sf	l-10-ld-Tg	x-l-AO-5-sf							88.25	2	88.25
					Run 2	I-C-9-ld-Tg	r-C-7-ld-sf	x-l-3-Mu	r-C-9-ld-sf	l-10-ld-Tg										
4	3	BROWN Indra	AUS	2010	Run 1	I-C-9-Tg	r-C-9-sf	l-7-sf	x-r-5-Jp	x-l-3-Jp	l-AO-Fs-5-Mu							80.75	5	87.50
					Run 2	I-C-9-Tg	r-C-9-sf	l-C-7-sf	x-r-5-Jp	x-l-7-sf	l-AO-Fs-5-Mu									
5	2	GU Ailing Eileen	CHN	2003	Run 1	r-C-9-Bui	I-C-9-BI	r-7-ld-Tg										16.25	20	86.50
					Run 2	r-C-9-Bui	I-C-9-BI	r-7-ld-Tg	x-l-3-Jp	l-AO-Mu	r-AO-Cg									
6	5	ZHANG Kexin	CHN	2002	Run 1	r-7-Tx	x-l-5-Jp	x-r-3-Mu	l-7-sf	x-r-5-Mu	x-l-3-Cg							82.75	4	82.75
					Run 2	r-7-Tx	x-l-5-Jp	x-r-3-Mu	l-7-sf	x-r-5-Ti	x-l-5-sf									
7	9	FRASER Amy	CAN	1995	Run 1	x-r-7-Jp	l-FI-Tg	r-FI-sf	l-C-9-Tx	r-C-9-ld-Ci								79.00	6	81.75
					Run 2	x-r-7-Jp	l-FI-Tg	r-FI-sf	l-C-9-Tx	r-C-9-ld-Ci										
8	8	IRVING Svea	USA	2002	Run 1	l-AO-Mu	l-C-9-Jp	r-7-sf	x-l-7-sf	r-5-ld-sf	l-5-sf-to-Jp							77.75	7	80.75
					Run 2	l-AO-Mu	l-9-ld-Jp	r-7-op-sf	x-l-7-sf	r-5-ld-sf	l-5-sf									
9	6	KARKER Rachael	CAN	1997	Run 1	r-C-9-Jp	l-C-9-Jp	r-FI-hi-sf	l-C-7-sf	x-l-AO-5-sf								74.50	10	78.25
					Run 2	r-C-9-Jp	l-C-9-Jp	r-FI-hi-sf	l-7-sf	x-l-AO-5-sf										



Results Analysis

Analisi dei risultati / Analyse des résultats

HP

Rk	Bib	Name	NOC Code	YB	Run	Trick 1	Trick 2	Trick 3	Trick 4	Trick 5	Trick 6	Trick 7	Trick 8	Trick 9	Trick 10	Trick 11	Trick 12	Score	Rk	Best Score
10	12	THOMAS Mischa	NZL	2008	Run 1	I-C-9	r-3-ld-sf	x-l-7-sf	r-5-Mu	r-AO-3-ld-Jp	x-l-AO-Fs-5-sf							77.00	8	77.50
					Run 2	I-C-9-ld-Tg	r-3-ld-sf	x-l-7-sf	r-5-Mu	r-AO-3-ld-Jp	x-l-AO-Fs-5-sf									
11	11	LIU Yishan	CHN	2007	Run 1	I-5-Tx	r-5-Mu	l-7-Jp	x-r-5-Ti	x-l-5-Jp	x-r-3-hi-sf							76.00	9	76.00
					Run 2	I-5-Tx	r-5-Mu	l-7-Jp	x-r-5-Tg	x-l-5-Jp	x-r-3-hi-sf									
12	14	GRAY Kate	USA	2006	Run 1	r-9-op-sf												5.25	21	74.75
					Run 2	r-C-9-sf	l-5-Mu	r-5-op-Mu	l-FI-sf	r-7-sf	x-l-7-Jp									
13	16	SILDARU Kelly	EST	2002	Run 1	r-5-Mu	l-5-ld-Tg	r-7-ld-Tg	x-l-5-sf	x-r-3-Jp	r-AO-ld-Tg	l-AO-Tg						69.25	14	73.75
					Run 2	r-9-Mu	l-5-ld-Tg	r-7-ld-Tg	x-l-5-sf	x-r-3-Jp	r-AO-ld-Tg	l-AO-5-Tg								
14	15	GLENNIE Dillan	CAN	2000	Run 1	l-9-sf	r-5-Mu	l-FI-Tg	r-7-Mu	x-l-5-sf	x-r-5-sf							73.00	11	73.00
					Run 2	l-C-9-sf														
15	13	WINTERBERGER Abby	USA	2010	Run 1	r-5-Mu	l-7-sf	x-r-3-Jp	l-C-9-sf	l-AO-Fs-5-Jp								72.25	12	72.50
					Run 2	r-5-Mu	l-7-sf	x-r-7-Jp	l-9-sf	l-AO-Fs-5-Jp										
16	17	CAKMAKLI Sabrina	GER	1994	Run 1	r-5-Mu	l-5-Tg	r-7-sf	x-l-3-Jp	l-AO-Mu	l-7-sf	x-r-5-sf						71.50	13	71.50
					Run 2	r-9-Mu	l-5-Tg	r-7-sf	x-l-3-Jp	l-AO-Mu	l-7-sf	x-r-5-sf								
17	20	MEENTALO Grete-Mia	EST	2008	Run 1	Str-A-Jp	r-AO-5-sf	r-7-ld-Jp	x-l-3-Mu	l-AO-5-Tx	l-7-ld-Jp							61.50	15	61.50
					Run 2	Str-Sb-D-Jp	r-AO-5-sf	r-7-ld-Jp												
18	10	JACOBS Riley	USA	2003	Run 1	r-C-9-Tg	l-7-Jp	x-r-3	l-5-D-Jp	r-7-Mu								56.50	16	56.50
					Run 2	r-C-9	l-7-Jp	x-r-3	l-5-D-Jp	r-7-Mu										



Results Analysis

Analisi dei risultati / Analyse des résultats

HP

Rk	Bib	Name	NOC Code	YB	Run	Trick 1	Trick 2	Trick 3	Trick 4	Trick 5	Trick 6	Trick 7	Trick 8	Trick 9	Trick 10	Trick 11	Trick 12	Score	Rk	Best Score
19	18	KIRIYAMA Nanaho	JPN	1996	Run 1	l-5-sf	r-5-Mu	l-3-sf	x-r-3-Jp	r-AO-Mu	r-7-sf							49.75	17	52.50
					Run 2	l-5-sf	r-5-Mu	l-3-sf	x-r-7-sf	r-AO-Mu	r-7									
20	19	KIM Daeun	KOR	2005	Run 1	l-5-Mu	r-5-ld-Ti	l-7	Jp	Tg								23.25	19	41.50
					Run 2	l-5-Mu	r-5-ld-Tg	l-7	x-r-3	Str-A-Jp	r-7									
21	21	LEE Soyoung	KOR	2008	Run 1	Str-A	Str-A	r-AO	l-AO	Str-A	Str-A	l-3						26.75	18	29.25
					Run 2	Str-A	Str-A	r-AO	l-AO	Str-A	Str-A	l-3								

Conditions on course:

LIGHT SNOW

Snow Conditions: Hard packed

Snow Temperature: -4°C / 25°F

Air Temperature: -3°C / 27°F

Progression system: The top 12 competitors (based on best run) advance to the Final.

Note:

For further information on Trick IDs, please consult: <https://www.fis-ski.com/DB/freestyle-freeski/freeski/trick-list.html>

Legend:

DNI Does Not Improve Rk Rank YB Year of Birth



Results Summary
Riepilogo risultati / Synthèse des résultats

HP

Number of Competitors: 21, Number of NOCs: 10

Rank	Bib	FIS Code	Name	NOC Code	YB	Run	J1	J2	J3	J4	J5	J6	Score	Best Score	FIS Points
1	2	2534563	GU Ailing Eileen	CHN	2003	Run 1	33	30	30	30	27	30	30.00	94.75	1000.00
						Run 2	95	94	93	94	94	94	94.00		
						Run 3	95	95	94	94	95	96	94.75		
2	4	2533468	LI Fanghui	CHN	2003	Run 1	82	82	80	80	82	81	81.25	93.00	821.40
						Run 2	93	91	88	91	92	92	91.50		
						Run 3	93	93	93	92	93	93	93.00		
3	1	2534174	ATKIN Zoe	GBR	2003	Run 1	91	90	90	90	91	94	90.50	92.50	679.50
						Run 2							DNI		
						Run 3	92	92	93	93	93	92	92.50		
4	9	2534659	FRASER Amy	CAN	1995	Run 1	85	85	84	85	85	85	85.00	88.00	566.10
						Run 2							DNI		
						Run 3	88	88	88	89	88	86	88.00		
5	3	2540580	BROWN Indra	AUS	2010	Run 1	55	55	57	55	55	57	55.50	87.00	475.00
						Run 2	65	65	65	65	66	62	65.00		
						Run 3	87	87	87	87	88	85	87.00		
6	5	2533467	ZHANG Kexin	CHN	2002	Run 1	24	23	24	26	23	26	24.25	83.25	401.30
						Run 2	25	26	27	27	25	27	26.25		
						Run 3	83	84	84	82	83	83	83.25		
7	6	2531417	KARKER Rachael	CAN	1997	Run 1	5	5	5	5	5	4	5.00	79.50	341.00
						Run 2	79	80	79	79	80	84	79.50		
						Run 3							DNI		
8	12	2539048	THOMAS Mischa	NZL	2008	Run 1	77	78	78	77	79	78	77.75	77.75	291.30
						Run 2							DNI		
						Run 3							DNI		
9	11	2539314	LIU Yishan	CHN	2007	Run 1	70	70	70	70	70	67	70.00	71.75	249.70
						Run 2							DNI		
						Run 3	72	72	72	71	72	70	71.75		
10	14	2537238	GRAY Kate	USA	2006	Run 1	45	44	44	45	44	45	44.50	66.50	214.50
						Run 2							DNI		
						Run 3	67	67	66	66	67	66	66.50		
11	8	2533666	IRVING Svea	USA	2002	Run 1	44	15	18	20	17	19	17.25	22.50	184.30
						Run 2							DNS		
						Run 3	20	23	22	25	23	22	22.50		
12	7	2527182	SHARPE Cassie	CAN	1992	Run 1							DNS	DNS	158.00
						Run 2							DNS		
						Run 3							DNS		
13	16	2533617	SILDARU Kelly	EST	2002	Run 1	67	70	69	70	70	68	69.25	73.75	134.70
						Run 2	74	74	74	74	73	73	73.75		
14	15	2532941	GLENNIE Dillan	CAN	2000	Run 1	73	73	72	73	73	73	73.00	73.00	113.70
						Run 2							DNI		

Results from Qualification



Results Summary
Riepilogo risultati / Synthèse des résultats

HP

Rank	Bib	FIS Code	Name	NOC Code	YB	Run	J1	J2	J3	J4	J5	J6	Score	Best Score	FIS Points
15	13	2540033	WINTERBERGER Abby	USA	2010	Run 1 Run 2	72 72	73 73	72 72	74 74	72 72	72 73	72.25 72.50	72.50	94.50
16	17	2530150	CAKMAKLI Sabrina	GER	1994	Run 1 Run 2	70	72	71	72	72	71	71.50 DNI	71.50	76.80
17	20	2538665	MEENTALO Grete-Mia	EST	2008	Run 1 Run 2	61	63	60	60	63	62	61.50 DNI	61.50	60.10
18	10	2534469	JACOBS Riley	USA	2003	Run 1 Run 2	57	57	57	55	59	55	56.50 DNI	56.50	44.40
19	18	2529584	KIRIYAMA Nanaho	JPN	1996	Run 1 Run 2	50 54	50 53	50 54	49 52	50 53	47 52	49.75 52.50	52.50	29.30
20	19	2535364	KIM Daeun	KOR	2005	Run 1 Run 2	28 40	28 42	22 40	23 42	17 42	20 42	23.25 41.50	41.50	14.70
21	21	2539009	LEE Soyoung	KOR	2008	Run 1 Run 2	30 31	30 32	25 26	27 27	23 29	25 30	26.75 29.25	29.25	0.50

Jury			Technical Data		
FIS Contest Director	MORESI Roby	FIS	Course Name	Livigno Olympic Halfpipe	
FIS Technical Delegate	PARK Hee Jin	KOR	Course / Halfpipe Length	230m / 198m	
Head Judge	ARENS Jason	USA	Width from Wall to Wall	22.1m	
Chief of Competition	VON GUNTEN Rudolf	SUI	Halfpipe Inclination	18°	
Start Referee	GERBER Gregory	SUI	Inner Height of Walls	7.2m	
Finish Referee	GIGER Gian Andri	SUI	Inclination of Vert	81°	
Officials			Judges		
Course Supervisor	ZEHETNER Albert	AUT	Judge 1	KIRK Dane	NZL
Chief of Course	PEDRAZZETTI Andrea	SUI	Judge 2	BRANDLI Florian	SUI
Course Designer	ZEHETNER Albert	AUT	Judge 3	GRATZ Tobias	AUT
Course Builder	ZEHETNER Albert	AUT	Judge 4	BJORKLUND Anton	SWE
			Judge 5	CARTER Elliott	CAN
			Judge 6	FJELSTAD Jonas	NOR

Conditions on course:			
Qualification: LIGHT SNOW	Snow Conditions: Hard packed	Snow Temperature: -4°C / 25°F	Air Temperature: -3°C / 27°F
Final: SUNNY	Snow Conditions: Hard packed	Snow Temperature: -4°C / 24°F	Air Temperature: -3°C / 26°F

Legend:							
DNI	Does Not Improve	DNS	Did Not Start	J	Judge	YB	Year of Birth



Results Analysis
Analisi dei risultati / Analyse des résultats

HP

Number of Competitors: 12, Number of NOCs: 6

Rk	Bib	Name	NOC Code	YB	Run	Trick 1	Trick 2	Trick 3	Trick 4	Trick 5	Trick 6	Trick 7	Trick 8	Trick 9	Trick 10	Trick 11	Trick 12	Score	Rk	Best Score			
1	2	GU Ailing Eileen	CHN	2003	Run 1	r-C-9-Bui	Str-A	Jp	l-AO-Fs-5-Mu	r-AO									30.00	8	94.75		
					Run 2	r-C-9-Bui	l-C-9-Tg	r-7-l-d-Tg	x-l-7-Jp	l-AO-Fs-5-Mu	r-AO-Fs-5-Cg											94.00	1
					Run 3	r-C-9-Bui	l-C-9-Tg	r-7-l-d-Tg	x-l-7-Jp	l-AO-Fs-5-Mu	r-AO-Fs-5-Cg											94.75	1
2	4	LI Fanghui	CHN	2003	Run 1	l-7-Tg	x-r-5-Tg	x-l-7-Jp	r-7-Eg	x-l-5-D-Jp									81.25	3	93.00		
					Run 2	l-7-Tg	x-r-9-sf	x-l-7-Jp	r-7-Eg	x-l-5-D-Jp												91.50	2
					Run 3	l-7-Tg	x-r-9-sf	x-l-7-Jp	r-7-sf	x-l-9-Jp												93.00	2
3	1	ATKIN Zoe	GBR	2003	Run 1	l-5-Mu	r-7-l-d-Tg	x-l-7-Jp	r-5-l-d-Tg	r-AO-3-l-d-Jp	x-r-7-l-d-Tg								90.50	1	92.50		
					Run 2	l-5-Mu	r-7-l-d-Tg	x-l-7-Jp	l-AO-5-Mu													DNI	
					Run 3	l-5-Mu	r-7-l-d-Tg	x-l-7-Jp	r-5-l-d-Tg	r-AO-3-l-d-Jp	x-r-9-l-d-Tg											92.50	3
4	9	FRASER Amy	CAN	1995	Run 1	x-r-9-sf	x-l-5-Mu	x-r-7-Jp	l-FI-Tg	r-9-Ti	l-9-Tg								85.00	2	88.00		
					Run 2	x-r-9-sf	x-l-5-Mu	x-r-7-Jp	l-FI-Tg	r-9-Ci	l-9-Tg											DNI	
					Run 3	x-r-9-sf	x-l-5-Mu	x-r-7-Jp	l-FI-Tg	r-9-Ti	l-9											88.00	4
5	3	BROWN Indra	AUS	2010	Run 1	l-C-9-Tg	r-C-9-sf	l-7-sf	x-r-5-Jp	x-l-7-sf	l-AO-Fs-5-Mu								55.50	6	87.00		
					Run 2	l-C-9-Tg	r-C-9-sf	l-10-sf	x-r-5-Jp	x-l-C-7-sf	l-AO-Fs-5-Mu											65.00	4
					Run 3	l-C-9-Tg	r-C-9-sf	l-10-sf	x-r-5-Jp	x-l-C-7-sf	l-AO-Fs-5-Mu											87.00	5
6	5	ZHANG Kexin	CHN	2002	Run 1	r-7-Tx	x-l-5-Jp	x-r-3-Mu	l-7-sf	x-r-5-Mu	x-l-9-sf								24.25	9	83.25		
					Run 2	r-7-Tx	x-l-5-Jp	x-r-3-Mu	l-7-sf	x-r-5-Mu	x-l-9-sf											26.25	5
					Run 3	r-7-Tx	x-l-5-Jp	x-r-3-Mu	l-10-sf	x-r-5-sf	x-l-3-Cg											83.25	6
7	6	KARKER Rachael	CAN	1997	Run 1	r-C-9-Jp													5.00	11	79.50		
					Run 2	r-C-9-Jp	l-C-9-Jp	r-FI-hi-sf	l-7-sf	x-l-AO-5-sf												79.50	3
					Run 3	r-C-9-Jp																	DNI



Results Analysis

Analisi dei risultati / Analyse des résultats

HP

Rk	Bib	Name	NOC Code	YB	Run	Trick 1	Trick 2	Trick 3	Trick 4	Trick 5	Trick 6	Trick 7	Trick 8	Trick 9	Trick 10	Trick 11	Trick 12	Score	Rk	Best Score						
8	12	THOMAS Mischa	NZL	2008	Run 1	x-r-3-ld-Tg	l-9-ld-Tg	r-5-Mu	r-A0-3-ld-JP	x-l-A0-Fs-5-sf	x-l-7-sf								77.75	4	77.75					
					Run 2	x-r-3-ld-Tg	l-9-ld-Tg	r-5-Mu	r-A0-3-ld-Ti	x-l-A0-Fs-5-sf	x-l-3														DNI	
					Run 3	x-r-3-ld-Tg	l-C-9-ld-Tg	r-5-Mu	r-A0-3-ld-Jp																	DNI
9	11	LIU Yishan	CHN	2007	Run 1	l-5-Tx	r-5-Mu	l-7-Jp	x-r-5-Ci	x-l-5-Jp	x-r-3-hi-sf								70.00	5	71.75					
					Run 2	l-5-Tx	r-5-Mu	l-7-Jp	x-r-5-Tg	x-l-5-Jp	x-r-3-hi-sf														DNI	
					Run 3	l-5-Tx	r-5-Mu	l-7-Jp	x-r-5-Tx	x-l-5-Jp	x-r-3-hi-sf															71.75
10	14	GRAY Kate	USA	2006	Run 1	r-9-sf	l-C-9-Tg	r-5-rv-Mu	l-5-Mu	r-7-sf	x-r-A0-0F-5								44.50	7	66.50					
					Run 2	r-9-sf	l-C-9-Tg	r-5-rv-Mu	l-5-Mu	r-7-sf	x-r-A0-0F-3															DNI
					Run 3	r-9-sf	l-5-Mu	r-5-rv-Mu	l-9-Tg	r-7-sf	x-r-A0-0F-3															
11	8	IRVING Svea	USA	2002	Run 1	l-A0-Fs-5-sf	l-9-sf	r-7-sf	x-l-7										17.25	10	22.50					
					Run 2																					DNS
					Run 3	l-A0-Fs-5-sf	l-9-sf																			
12	7	SHARPE Cassie	CAN	1992	Run 1																	DNS				
					Run 2																				DNS	
					Run 3																				DNS	

Conditions on course:

SUNNY

Snow Conditions: Hard packed

Snow Temperature: -4°C / 24°F

Air Temperature: -3°C / 26°F

Progression system: Competitors start in reverse order of their qualification results.



Livigno Snow Park

SUN 22 FEB 2026

Start Time 10:40

Freestyle Skiing

Sci acrobatico / Ski acrobatique

Women's Freeski Halfpipe

Freeski halfpipe donne / Freeski halfpipe femmes

Final

Finale / Finale



Results Analysis

Analisi dei risultati / Analyse des résultats

HP

Note:

For further information on Trick IDs, please consult: <https://www.fis-ski.com/DB/freestyle-freeski/freeski/trick-list.html>

Legend:

DNI	Does Not Improve	DNS	Did Not Start	Rk	Rank	YB	Year of Birth
------------	------------------	------------	---------------	-----------	------	-----------	---------------





Official Communication

Comunicazione ufficiale / Communication officielle

Item: 9

Women's Freeski Halfpipe Final rescheduled to Sunday, 22 February

Due to unfavourable weather conditions, the Women's Freeski Halfpipe Final has been rescheduled to Sunday, 22 February. Start time for Run 1 at 10:40.

Issued by: Ritchie Date, FIS Contest Director
Time: 18:38
Date: 21 FEB 2026

This decision affects: Results
Schedule
Other

X



Start List

Lista di partenza / Liste de départ

REVISED
19 FEB 17:01

HP

Number of Competitors: 25, Number of NOCs: 12

Start Order	Bib	FIS Code	Name	NOC Code	YB	FIS Seeding Rank
1	1	2535838	MELVILLE IVES Finley	NZL	2006	1
2	3	2529040	GOEPER Nick	USA	1994	3
3	8	2534409	LONGINO Andrew	CAN	2002	11
4	2	2528504	FERREIRA Alex	USA	1994	2
5	5	2531269	HESS Hunter	USA	1998	5
6	9	2528863	KENWORTHY Gus	GBR	1991	12
7	4	2529721	MACKAY Brendan	CAN	1997	4
8	10	2531470	MARINEAU Dylan	CAN	1998	13
9	7	2538195	HARROLD Luke	NZL	2008	10
10	6	2531521	IRVING Birk	USA	1999	7
11	13	2533655	MATSUURA Toma	JPN	2002	23
12	16	2538311	RICHARDS Liam	GBR	2008	31
13	11	2535363	LEE Seunghun	KOR	2005	17
14	12	2535732	SILDARU Henry	EST	2006	22
15	14	2533322	HARRINGTON Ben	NZL	2001	24
16	20	2534273	LYNCH Benjamin	IRL	2002	42
17	15	2534929	LEGNASKY Gustav	NZL	2005	27
18	19	2532425	BAUMGARTNER Samuel	AUT	1997	41
19	18	2539316	SHENG Haipeng	CHN	2005	40
20	17	2532432	BRIGUET Robin	SUI	1999	35
21	21	2533475	SUN Jingbo	CHN	2003	43
22	23	2533220	MAHARAVO Vincent	FRA	1997	45
23	22	2535523	YANG Kaiyue	CHN	2004	44
24	25	2535769	MOON Heesung	KOR	2006	47
25	24	2538418	SU Shuaibing	CHN	2006	46

Jury			Technical Data		
FIS Contest Director	DATE Ritchie	FIS	Course Name	Livigno Olympic Halfpipe	
FIS Technical Delegate	PARK Hee Jin	KOR	Course / Halfpipe Length	230m / 198m	
Head Judge	ARENS Jason	USA	Width from Wall to Wall	22.1m	
Chief of Competition	VON GUNTEN Rudolf	SUI	Halfpipe Inclination	18°	
Start Referee	GERBER Gregory	SUI	Inner Height of Walls	7.2m	
Finish Referee	GIGER Gian Andri	SUI	Inclination of Vert	81°	
Officials			Judges		
Course Supervisor	ZEHETNER Albert	AUT	Judge 1	KIRK Dane	NZL
Chief of Course	PEDRAZZETTI Andrea	SUI	Judge 2	BRANDLI Florian	SUI
Course Designer	ZEHETNER Albert	AUT	Judge 3	GRATZ Tobias	AUT
Course Builder	ZEHETNER Albert	AUT	Judge 4	BJORKLUND Anton	SWE
			Judge 5	CARTER Elliott	CAN
			Judge 6	FJELSTAD Jonas	NOR

Progression system: The top 12 competitors (based on best run) advance to the Final.

Legend: YB Year of Birth

REVISED Men's Freeski Halfpipe Qualification rescheduled to Friday, February 20. The start order has been redrawn accordingly.



Results Analysis
Analisi dei risultati / Analyse des résultats

HP

Number of Competitors: 25, Number of NOCs: 12

Rk	Bib	Name	NOC Code	YB	Run	Trick 1	Trick 2	Trick 3	Trick 4	Trick 5	Trick 6	Trick 7	Trick 8	Trick 9	Trick 10	Trick 11	Trick 12	Score	Rk	Best Score	
1	4	MACKAY Brendan	CAN	1997	Run 1	x+A0-DC-9-Cg	x+l-DC-10-sf	r-DC-12-sf	l-DC-12-BI	l-AO-Fs-5-Mu									87.75	2	92.75
					Run 2	x+A0-DC-9-Cg	x+l-DC-10-sf	r-DC-16-Ci	l-DC-12-Tg	l-AO-Fs-5-Mu											
2	3	GOEPFER Nick	USA	1994	Run 1	x+l-DC-10-Jp	r-DC-12-Tg	l-DC-12-hi-Mu	r-7-Tg	x+r-AO-Bio-9-BI									90.00	1	90.00
					Run 2	x-l-7-Jp	r-9-Tg	l-9-Tg	r-7-sf	x+r-AO-Bio-9-Tg											
3	12	SILDARU Henry	EST	2006	Run 1	x-r-12-St	x-l-10-BI	r-DC-16-Jp	l-DC-12-BI										19.25	22	88.00
					Run 2	x-r-12-cu	x-l-10-BI	r-DC-12-Jp	l-DC-12-BI	l-AO-10-Tg											
4	2	FERREIRA Alex	USA	1994	Run 1	x-r-DC-10-Jp	l-DC-12-Mu	r-7-hi-sf	x-l-7-D-Jp	r-DC-12-Jp									85.75	3	85.75
					Run 2	x-r-7-Jp	l-9-l-DC-Tg	r-7-hi-sf	x-l-7-D-Jp	r-9-l-DC-Tg											
5	5	HESS Hunter	USA	1998	Run 1	x-l-DC-9-sf	x-r-10-l-DC-Tg	l-DC-12-Jp	r-9-rv-Mu	l-Mi-5-sf									82.75	5	85.00
					Run 2	x-l-DC-9-sf	x-r-10-l-DC-Tg	l-DC-12-sf	r-9-rv-Mu	l-Mi-5-sf											
6	6	IRVING Birk	USA	1999	Run 1	x+l-DC-10-sf	r-9-l-DC-cu	l-10-Sb	x-r-7-Jp	l-DC-12-sf									84.25	4	84.25
					Run 2	x-l-7-Tg	r-9-l-DC-cu	l-DWP-Fs-5-Jp	Str-A	sf	Str-A										
7	8	LONGINO Andrew	CAN	2002	Run 1	x+l-DC-10-sf	r-DC-12-Jp	l-10-Tg	x-r-10-cu	l-DC-12-sf									80.00	7	83.50
					Run 2	x+l-DC-10-sf	r-DC-12-Jp	l-10-Tg	x-r-10-cu	l-DC-12-sf											
8	10	MARINEAU Dylan	CAN	1998	Run 1	l-Fs-5-sf	r-10-l-DC-Tg	x+l-DC-10-Jp	r-DC-12-Mu	l-DC-12-Tx									59.75	12	82.25
					Run 2	l-DWP-Fs-5-sf	r-10-l-DC-Tg	x+l-DC-10-Jp	r-DC-12-Mu	l-DC-12-Tx											
9	9	KENWORTHY Gus	GBR	1991	Run 1	x-r-9-l-DC-Tg	x-l-7-Jp	r-9-l-DC-Tg	l-DC-12-sf	l-AO-D-Fs-9-Jp									81.25	6	81.25
					Run 2	r-DC-14-Mu	x-l-7-Jp	l-AO-Fs-5-sf	l-DC-14-sf	x-r-9-l-DC-Tg											



Results Analysis

Analisi dei risultati / Analyse des résultats

HP

Rk	Bib	Name	NOC Code	YB	Run	Trick 1	Trick 2	Trick 3	Trick 4	Trick 5	Trick 6	Trick 7	Trick 8	Trick 9	Trick 10	Trick 11	Trick 12	Score	Rk	Best Score	
10	11	LEE Seunghun	KOR	2005	Run 1	x-l-DC-10-sf	r-DC-12-sf	l-DC-14-IT	x-r-7-Jp	l-DC-12-sf									76.00	8	76.00
					Run 2	x-l-DC-10-sf	r-DC-12-sf	l-DC-18													
11	20	LYNCH Benjamin	IRL	2002	Run 1	x-l-9-Jp	x-r-7-Mu	l-D-Fl-sf	r-9-Tg	l-10-ld-Tg									57.00	14	75.75
					Run 2	x-l-9-Jp	x-r-7-Mu	l-DC-9-sf	r-DC-12-sf	l-10-Tg											
12	14	HARRINGTON Ben	NZL	2001	Run 1	l-AO-D-Fs-7-hi-sf	x-l-9-Mu	x-r-10-ld-Tg	l-DC-12-sf	r-9-Jp									73.50	9	75.25
					Run 2	l-AO-D-Fs-7-hi-sf	x-l-9-Mu	x-r-10-ld-Tg	l-DC-12-sf	r-9-Jp											
13	13	MATSUURA Toma	JPN	2002	Run 1	x-l-7-D-Jp	r-DC-12-Tx	l-DC-12-Mu	l-AO-Fs-5-Oct	l-DwP-DC-9-Jp									69.25	10	74.75
					Run 2	x-l-7-D-Jp	r-DC-12-Tx	l-DC-12-Mu	l-AO-Fs-5-Oct	l-DwP-DC-9-Jp											
14	15	LEGNAVSKY Gustav	NZL	2005	Run 1	x-r-9-Mu	x-l-DC-10-sf	r-9-ld-Tg	l-DC-12-sf										13.50	24	71.00
					Run 2	x-r-9-Mu	x-l-DC-10-sf	r-9-ld-Tg	l-DC-12-sf	l-AO-Fs-5-Jp											
15	7	HARROLD Luke	NZL	2008	Run 1	x-r-AO-DC-9-Jp	x-l-AO-DC-9-Mu	x-l-7-Jp	r-DC-16-Mu	l-DC-16-sf									65.50	11	65.50
					Run 2	x-r-AO-DC-9-Jp	x-l-AO-DC-9-Mu	x-l-7-Jp	r-DC-12-Mu	l-DC-12-sf											
16	24	SU Shuaibing	CHN	2006	Run 1	x-l-DC-10-sf	r-DC-12-sf	l-DwP-D-Fs-7-sf	x-r-7-Mu	l-DC-12-Ci									44.50	17	63.00
					Run 2	x-l-DC-10-sf	r-DC-12-sf	l-DwP-D-Fs-7-sf	x-r-7-Mu	l-DC-12-Tx											
17	16	RICHARDS Liam	GBR	2008	Run 1	x-r-9-Tg	x-l-7-Jp	r-9-ld-Tg	l-DC-12-sf	l-AO-Fs-5-Ci									54.50	15	61.00
					Run 2	x-r-9-Tg	x-l-DC-10-sf	r-9-ld-Tg	l-DC-12-Ci	l-AO-Fs-5-Ci											
18	17	BRIGUET Robin	SUI	1999	Run 1	x-r-7-Jp	l-DC-12-sf	l-AO-Fs-7-Jp	x-l-DC-10-hi-sf	r-9-Tg									58.25	13	58.25
					Run 2	x-r-7-Jp	l-DC-12-sf	l-AO-Fs-7-Jp	x-l-DC-10												



Results Analysis
Analisi dei risultati / Analyse des résultats

HP

Rk	Bib	Name	NOC Code	YB	Run	Trick 1	Trick 2	Trick 3	Trick 4	Trick 5	Trick 6	Trick 7	Trick 8	Trick 9	Trick 10	Trick 11	Trick 12	Score	Rk	Best Score	
19	21	SUN Jingbo	CHN	2003	Run 1	x-l-DC-9-Jp	x-r-10-Tx	l-9-Tg	r-DC-12-Tx										28.25	19	57.00
					Run 2	x-l-DC-9-Jp	x-r-10-Tx	l-9-Tx	r-DC-12-Tg	l-DC-12-sf											
20	18	SHENG Haipeng	CHN	2005	Run 1	x-l-10-Tx	r-DC-12-sf	l-10-Tg	x-r-7-Jp	l-DC-12-Ci									50.75	16	54.75
					Run 2	x-l-10-Tx	r-DC-12-sf	l-10-Tg	x-r-7-Jp	l-DC-12-Mu											
21	23	MAHARAVO Vincent	FRA	1997	Run 1	x-l-7-Jp	r-9-Tg	l-9-ld-Tg	l-AO-Fs-5-Jp	l-DC-12-sf									26.25	20	46.25
					Run 2	x-l-7-Jp	r-9-Tg	l-9-ld-Tg	l-AO-Fs-5-Jp	l-DC-12-sf											
22	25	MOON Heesung	KOR	2006	Run 1	x-l-3-sf	r-9-op-Ci	l-3	x-r-3-Jp	l-9-op-Ci									35.00	18	35.00
					Run 2	x-l-7-sf	r-9-op-Ci	l-3-sf	x-r-3-Jp	l-10-op-Ci											
23	19	BAUMGARTNER Samuel	AUT	1997	Run 1	x-l-7-Jp	r-DC-12-D-Sb												24.50	21	24.50
					Run 2	x-l-7-Jp	r-DC-12-ld-Jp														
24	1	MELVILLE IVES Finley	NZL	2006	Run 1	x-r-DC-10-sf	l-DC-16-Mu	l-AO-DC-10-Mu											16.25	23	16.25
					Run 2	x-r-7-Jp	x-l-DC-10-Jp	r-DC-12-sf													
25	22	YANG Kaiyue	CHN	2004	Run 1	x-r-9-Mu	x-l-7-Tg	r-9-Tx											11.00	25	13.50
					Run 2	x-r-9-Mu	x-l-7-sf	r-9-Tx	l-DC-12-sf												

Conditions on course:

LIGHT SNOW

Snow Conditions: Hard packed

Snow Temperature: -3°C / 27°F

Air Temperature: -1°C / 30°F

Progression system: The top 12 competitors (based on best run) advance to the Final.



Livigno Snow Park

FRI 20 FEB 2026

Start Time 10:30

Freestyle Skiing

Sci acrobatico / Ski acrobatique

Men's Freeski Halfpipe

Freeski halfpipe uomini / Freeski halfpipe hommes

Qualification

Qualificazione / Qualifications



Results Analysis

Analisi dei risultati / Analyse des résultats

HP

Note:

For further information on Trick IDs, please consult: <https://www.fis-ski.com/DB/freestyle-freeski/freeski/trick-list.html>

Legend:

DNI	Does Not Improve	Rk	Rank	YB	Year of Birth
------------	------------------	-----------	------	-----------	---------------





Results Summary
Riepilogo risultati / Synthèse des résultats

HP

Number of Competitors: 25, Number of NOCs: 12

Rank	Bib	FIS Code	Name	NOC Code	YB	Run	J1	J2	J3	J4	J5	J6	Score	Best Score	FIS Points
1	2	2528504	FERREIRA Alex	USA	1994	Run 1	47	48	50	50	55	50	49.50	93.75	1000.00
						Run 2	91	90	90	90	91	92	90.50		
						Run 3	94	94	94	93	93	95	93.75		
2	12	2535732	SILDARU Henry	EST	2006	Run 1	23	26	24	22	25	25	24.25	93.00	823.70
						Run 2	93	93	93	92	92	94	92.75		
						Run 3	93	93	93	93	93	94	93.00		
3	4	2529721	MACKAY Brendan	CAN	1997	Run 1	40	40	35	36	35	40	37.75	91.00	684.00
						Run 2	52	51	54	54	55	52	53.00		
						Run 3	94	91	91	91	91	94	91.00		
4	3	2529040	GOEPER Nick	USA	1994	Run 1	29	30	28	29	30	29	29.25	89.00	572.90
						Run 2	89	89	88	90	88	90	89.00		
						Run 3							DNI		
5	6	2531521	IRVING Birk	USA	1999	Run 1	35	38	33	34	30	30	33.00	88.00	484.10
						Run 2	87	88	86	88	87	88	87.50		
						Run 3	88	88	88	88	88	88	88.00		
6	9	2528863	KENWORTHY Gus	GBR	1991	Run 1	5	8	8	4	5	6	6.00	84.75	412.50
						Run 2	84	84	85	85	85	85	84.75		
						Run 3							DNI		
7	8	2534409	LONGINO Andrew	CAN	2002	Run 1	77	75	77	75	79	77	76.50	76.50	354.50
						Run 2							DNI		
						Run 3							DNI		
8	20	2534273	LYNCH Benjamin	IRL	2002	Run 1	43	42	40	40	37	37	39.75	75.00	307.00
						Run 2	45	44	45	45	43	44	44.25		
						Run 3	75	74	75	75	76	75	75.00		
9	14	2533322	HARRINGTON Ben	NZL	2001	Run 1	60	59	60	63	65	62	61.25	73.75	267.70
						Run 2							DNI		
						Run 3	75	73	74	73	75	72	73.75		
10	5	2531269	HESS Hunter	USA	1998	Run 1	25	28	27	27	29	27	27.25	58.75	234.80
						Run 2							DNI		
						Run 3	60	58	58	59	60	58	58.75		
11	10	2531470	MARINEAU Dylan	CAN	1998	Run 1	20	24	24	19	23	23	22.50	22.50	206.80
						Run 2							DNI		
						Run 3							DNI		
12	11	2535363	LEE Seunghun	KOR	2005	Run 1							DNS	DNS	182.80
						Run 2							DNS		
						Run 3							DNS		

Results from Qualification

13	13	2533655	MATSUURA Toma	JPN	2002	Run 1	74	70	70	67	69	68	69.25	74.75	161.70
						Run 2	75	75	76	75	74	74	74.75		
14	15	2534929	LEGNAVSKY Gustav	NZL	2005	Run 1	40	15	17	14	15	10	13.50	71.00	142.90
						Run 2	72	70	71	72	71	69	71.00		



Results Summary
Riepilogo risultati / Synthèse des résultats

HP

Rank	Bib	FIS Code	Name	NOC Code	YB	Run	J1	J2	J3	J4	J5	J6	Score	Best Score	FIS Points
15	7	2538195	HARROLD Luke	NZL	2008	Run 1 Run 2	66	66	65	57	67	65	65.50 DNI	65.50	126.00
16	24	2538418	SU Shuaibing	CHN	2006	Run 1 Run 2	46	45	40	43	48	44	44.50 63.00	63.00	110.50
17	16	2538311	RICHARDS Liam	GBR	2008	Run 1 Run 2	57	54	50	53	57	54	54.50 61.00	61.00	96.20
18	17	2532432	BRIGUET Robin	SUI	1999	Run 1 Run 2	58	59	59	58	58	58	58.25 DNI	58.25	82.60
19	21	2533475	SUN Jingbo	CHN	2003	Run 1 Run 2	30	30	27	29	23	27	28.25 57.00	57.00	69.80
20	18	2539316	SHENG Haipeng	CHN	2005	Run 1 Run 2	52	51	50	50	56	50	50.75 54.75	54.75	57.50
21	23	2533220	MAHARAVO Vincent	FRA	1997	Run 1 Run 2	26	26	27	27	26	24	26.25 46.25	46.25	45.60
22	25	2535769	MOON Heesung	KOR	2006	Run 1 Run 2	35	35	35	34	37	35	35.00 DNI	35.00	34.00
23	19	2532425	BAUMGARTNER Samuel	AUT	1997	Run 1 Run 2	28	28	26	21	17	23	24.50 DNI	24.50	22.60
24	1	2535838	MELVILLE IVES Finley	NZL	2006	Run 1 Run 2	45	49	17	16	17	15	16.25 DNI	16.25	11.50
25	22	2535523	YANG Kaiyue	CHN	2004	Run 1 Run 2	10	12	42	11	11	8	11.00 13.50	13.50	0.50

Jury			Technical Data		
FIS Contest Director	DATE Ritchie	FIS	Course Name	Livigno Olympic Halfpipe	
FIS Technical Delegate	PARK Hee Jin	KOR	Course / Halfpipe Length	230m / 198m	
Head Judge	ARENS Jason	USA	Width from Wall to Wall	22.1m	
Chief of Competition	VON GUNTEN Rudolf	SUI	Halfpipe Inclination	18°	
Start Referee	GERBER Gregory	SUI	Inner Height of Walls	7.2m	
Finish Referee	GIGER Gian Andri	SUI	Inclination of Vert	81°	
Officials			Judges		
Course Supervisor	ZEHETNER Albert	AUT	Judge 1	KIRK Dane	NZL
Chief of Course	PEDRAZZETTI Andrea	SUI	Judge 2	BRANDLI Florian	SUI
Course Designer	ZEHETNER Albert	AUT	Judge 3	GRATZ Tobias	AUT
Course Builder	ZEHETNER Albert	AUT	Judge 4	BJORKLUND Anton	SWE
			Judge 5	CARTER Elliott	CAN
			Judge 6	FJELSTAD Jonas	NOR

Conditions on course:			
Qualification: LIGHT SNOW	Snow Conditions: Hard packed	Snow Temperature: -3°C / 27°F	Air Temperature: -1°C / 30°F
Final: PARTLY CLOUDY	Snow Conditions: Hard packed	Snow Temperature: -4°C / 25°F	Air Temperature: -2°C / 28°F

Legend:							
DNI	Does Not Improve	DNS	Did Not Start	J	Judge	YB	Year of Birth



Results Analysis
Analisi dei risultati / Analyse des résultats

HP

Number of Competitors: 12, Number of NOCs: 7

Rk	Bib	Name	NOC Code	YB	Run	Trick 1	Trick 2	Trick 3	Trick 4	Trick 5	Trick 6	Trick 7	Trick 8	Trick 9	Trick 10	Trick 11	Trick 12	Score	Rk	Best Score				
1	2	FERREIRA Alex	USA	1994	Run 1	x-r-d-10-J	l-d-16-Ci	r-DwP-7-sf	x-l-d-10-J	r-d-16-Ci									49.50	3	93.75			
					Run 2	x-r-d-10-J	l-d-16-Ci	r-DwP-Fs-7-sf	x-l-d-10-sf-to-J	r-d-16-Ci												90.50	2	
					Run 3	x-r-d-10-J	l-d-16-Ci	r-DwP-d-Fs-10-J	x-l-d-10-sf-to-J	r-d-16-Ci													93.75	1
2	12	SILDARU Henry	EST	2006	Run 1	x-r-12-op-cu	x-l-10-BI	r-d-16-J	l-d-16-Tg										24.25	9	93.00			
					Run 2	x-r-12-ld-cu	x-l-10-BI	r-d-16-J	l-d-16-Tg	l-AO-10-Tg												92.75	1	
					Run 3	x-r-12-ld-cu	x-l-14-Tg	r-d-16-J	l-d-16-Tg	l-AO-10-Tg													93.00	2
3	4	MACKAY Brendan	CAN	1997	Run 1	x-l-AO-d-9-Cg	x-l-d-10-D-J	r-d-16-Ci	Str-A										37.75	5	91.00			
					Run 2	x-l-AO-d-9-Cg	x-l-d-10-D-J	r-d-16-Ci	l-d-16-Ci	l-AO-Fs-5-Mu												53.00	6	
					Run 3	x-l-AO-d-9-Cg	x-l-d-10-D-J	r-d-16-Ci	l-d-16-Ci	l-AO-Fs-5-Mu													91.00	3
4	3	GOEPPER Nick	USA	1994	Run 1	x-l-d-10-J	r-d-16-Ci	l-d-16-Ci	r-d-10-sf	x-r-AO-Bio-9-BI									29.25	7	89.00			
					Run 2	x-l-d-10-J	r-d-16-Ci	l-d-16-Ci	r-d-10-sf	x-r-AO-Bio-9-BI												89.00	3	
					Run 3	x-l-d-10-J	r-d-16-Ci	l-d-16-Ci	r-d-10-sf	x-r-AO-Bio-d-12													DNI	
5	6	IRVING Birk	USA	1999	Run 1	x-l-d-10-sf	r-d-12-J	l-9	Ci										33.00	6	88.00			
					Run 2	x-l-d-10-sf	r-d-12-J	l-d-14-sf	x-r-7-J	l-DwP-d-9-J												87.50	4	
					Run 3	x-l-d-10-sf	r-d-12-J	l-d-14-sf	x-r-7-Tg	l-DwP-d-Fs-7-sf													88.00	4
6	9	KENWORTHY Gus	GBR	1991	Run 1	x-r-d-10-sf													6.00	11	84.75			
					Run 2	x-r-d-10-J	l-d-12-Tg	r-10-ld-Tg	x-l-7-J	l-AO-d-Fs-9-J												84.75	5	
					Run 3	x-r-d-10-J	l-d-12-Tg	r-d-14-Mu															DNI	
7	8	LONGINO Andrew	CAN	2002	Run 1	x-l-d-12-sf	x-r-12-cu	x-l-7-Mu	r-d-12-J	l-d-16-Ci									76.50	1	76.50			
					Run 2	x-l-d-12-sf	x-r-12-Tg	x-l-7-J															DNI	
					Run 3	x-l-d-12-sf	x-r-12-cu	x-l-7-J	r-d-12-J	l-d-16-Ci													DNI	



Results Analysis
Analisi dei risultati / Analyse des résultats

HP

Rk	Bib	Name	NOC Code	YB	Run	Trick 1	Trick 2	Trick 3	Trick 4	Trick 5	Trick 6	Trick 7	Trick 8	Trick 9	Trick 10	Trick 11	Trick 12	Score	Rk	Best Score			
8	20	LYNCH Benjamin	IRL	2002	Run 1	x-l-9-J	x-r-7-Mu	l-DwP-d-9-sf	r-d-12-sf	Mu									39.75	4	75.00		
					Run 2	x-l-9-J	x-r-7-Mu	l-d-9-sf	r-9-Tx	l-5-Mu												44.25	7
					Run 3	x-l-9-J	x-r-7-Mu	l-d-9-sf	r-d-12-sf	r-10-op-Tg												75.00	5
9	14	HARRINGTON Ben	NZL	2001	Run 1	l-A0-d-Fs-7-sf	x-l-9-Mu	x-r-10-l-d-Tg	l-d-12-Ci	r-9-J									61.25	2	73.75		
					Run 2	l-A0-d-Fs-7-hi-sf	x-l-9-Mu															DNI	
					Run 3	l-A0-d-Fs-7-hi-sf	x-l-9-Mu	x-r-10-l-d-Tg	l-d-12-sf	r-9-J												73.75	6
10	5	HESS Hunter	USA	1998	Run 1	x-l-d-9-hi-sf	x-r-d-10-Mu	l-d-16	r-d-12-nv-Mu	l-Mi-5-sf									27.25	8	58.75		
					Run 2	x-l-d-9-hi-sf	x-r-d-10-Mu	l-d-16-sf	r-d-12-nv-Mu													DNI	
					Run 3	x-l-d-9-hi-sf	x-r-d-10-Mu	l-d-16-sf	r-d-12	Mi-5-sf												58.75	7
11	10	MARINEAU Dylan	CAN	1998	Run 1	l-d-Fs-12-sf	r-d-12-Mu	l-9-Tg											22.50	10	22.50		
					Run 2	l-d-Fs-12-sf																DNI	
					Run 3	l-d-Fs-12-sf																DNI	
12	11	LEE Seunghun	KOR	2005	Run 1														DNS		DNS		
					Run 2																	DNS	
					Run 3																	DNS	

Conditions on course:
PARTLY CLOUDY **Snow Conditions:** Hard packed **Snow Temperature:** -4°C / 25°F **Air Temperature:** -2°C / 28°F

Progression system: Competitors start in reverse order of their qualification results.



Livigno Snow Park

FRI 20 FEB 2026

Start Time 19:30

Freestyle Skiing

Sci acrobatico / Ski acrobatique

Men's Freeski Halfpipe

Freeski halfpipe uomini / Freeski halfpipe hommes

Final

Finale / Finale



Results Analysis

Analisi dei risultati / Analyse des résultats

HP

Note:

For further information on Trick IDs, please consult: <https://www.fis-ski.com/DB/freestyle-freeski/freeski/trick-list.html>

Legend:

DNI	Does Not Improve	DNS	Did Not Start	Rk	Rank	YB	Year of Birth
------------	------------------	------------	---------------	-----------	------	-----------	---------------



Official Communication

Comunicazione ufficiale / Communication officielle

Item: 7

Men's Freeski Halfpipe postponed

Due to unfavourable weather conditions, the Men's Freeski Halfpipe Qualification has been postponed. A decision on a new date and time will follow later today.

Issued by: Ritchie Date, FIS Contest Director
Time: 9:14
Date: 19 FEB 2026

This decision affects: Results
Schedule
Other

X



Official Communication

Comunicazione ufficiale / Communication officielle

Item: 8

Men's Freeski Halfpipe Qualification rescheduled to Friday, February 20.

Due to unfavourable weather conditions, the Men's Freeski Halfpipe Qualification has been rescheduled to Friday, February 20. Start times remain unchanged, with Run 1 beginning at 10:30.

Issued by: Ritchie Date, FIS Contest Director
Time: 10:59
Date: 19 FEB 2026

This decision affects: Results
Schedule
Other

X



Start List

Lista di partenza / Liste de départ

REVISED
7 FEB 9:09

SS

Number of Competitors: 26, Number of NOCs: 13

Start Order	Bib	FIS Code	Name	NOC Code	YB	FIS Seeding Rank
1	2	2533924	OLDHAM Megan	CAN	2001	3
2	7	2534563	GU Ailing Eileen	CHN	2003	8
3	9	2533050	HAMILL Marin	USA	2001	11
4	8	2534921	ANDREWS Ruby Star	NZL	2004	10
5	11	2532831	HOEFFLIN Sarah	SUI	1991	15
6	1	2532209	GREMAUD Mathilde	SUI	2000	2
7	5	2532452	WOLF Lara	AUT	2000	6
8	10	2532733	KARAVA Anni	FIN	2000	14
9	6	2533135	HARWOOD Rell	USA	2001	7
10	3	2534885	MUIR Kirsty	GBR	2004	4
11	15	2535091	YANG Ruyi	CHN	2005	19
12	17	2531561	TANNO Giulia	SUI	1998	22
13	14	2532939	GASKELL Elena	CAN	2001	18
14	18	2533087	HENDERSON Grace	USA	2001	23
15	13	2534176	KONDO Kokone	JPN	2003	17
16	19	2539335	GSSLITTER Maria	ITA	2006	25
17	16	2540229	KRUMME Avery	USA	2008	20
18	21	2534255	LIU Mengting	CHN	2004	28
19	20	2535825	HAN Linshan	CHN	2006	26
20	22	2537372	DUMONT ZANELLA Kim	FRA	2005	29
21	23	2534245	CLARKE Skye	CAN	2002	31
22	24	2538229	THOMAS Daisy	AUS	2007	32
23	27	2532574	KOTSAR Kateryna	UKR	2000	43
24	28	2533643	KOGA Yuna	JPN	2002	46
25	26	2538748	URNESS Naomi	CAN	2004	36
26	25	2539061	TROTTER Sylvia	NZL	2007	34

Jury			Technical Data		
FIS Contest Director	DATE Ritchie	FIS	Course Name	Livigno Olympic Slopestyle	
FIS Technical Delegate	MINCEV Konstantin	BUL	Start / Finish Elevation	1980m / 1815m	
Head Judge	ARENS Jason	USA	Vertical Drop / Course Length	165m / 650m	
Chief of Competition	VAN GILDER William	USA	Number of Jump Features	3	
Start Referee	MUZZARELLI Luca	ITA	Number of Jibbing Features	3	
Finish Referee	GIGER Gian Andri	SUI	Judges		
Officials			Panel 1 (Section 1-2)	KIRK Dane	NZL
Course Supervisor	SCHEUMANN Dirk	GER		FJELSTAD Jonas	NOR
Chief of Course	THEUNISSEN Ben	BEL	Panel 2 (Section 3-4)	FERRARI Antonin	FRA
Course Designer	SCHEUMANN Dirk	GER		BJORKLUND Anton	SWE
Course Builder	SCHEUMANN Dirk	GER	Panel 3 (Section 5-6)	TUCKER Will	GBR
				BRANDLI Florian	SUI
			Composition	GRATZ Tobias	AUT
				BEATTIE Victoria	AUS
				CARTER Elliott	CAN

Progression system: The top 12 competitors (based on best run) advance to the Final.

Legend:
YB Year of Birth

REVISED Chief of Competition updated.



Results Analysis

Analisi dei risultati / Analyse des résultats

SS

Number of Competitors: 26, Number of NOCs: 13

Rk	Bib	Name	NOC Code	Run	Section 1		Section 2		Section 3		Section 4		Section 5		Section 6		Sections (60%)	Composition (40%)	Score (100%)	Rk
					Score	Rk	Score	Rk	Score	Rk	Score	Rk	Score	Rk	Score	Rk				
1	1	GREMAUD Mathilde	SUI	Run 1	8.70	1	7.00 (15.70)	3 (1)	7.00 (22.70)	5 (1)	7.90 (30.60)	6 (1)	7.85 (38.45)	2 (1)	5.30 (43.75)	20 (2)	43.75 (2)	32.93 (2)	76.68	1
				Trick ID	I-Lsl-2	I-sl-+-l-+-x-r-tov-2-Pr-2	x-l-2-con-2	r-Rd-9-ld-Tg	x-l-DC-9-sf	I-C-7-Tg										
				Run 2	8.70	1	3.70 (12.40)	21 (5)	7.00 (19.40)	5 (3)	8.45 (27.85)	3 (3)	8.15 (36.00)	1 (2)	9.15 (45.15)	1 (1)	45.15 (1)	34.00 (1)	79.15	1
				Trick ID	I-Lsl-2	I-sl-+-l-+-x-r-tov-2-Pr-2	x-l-2-con-2	r-Rd-9-ld-Tg	x-l-DC-9-sf	I-DC-12-sf										
2	7	GU Ailing Eileen	CHN	Run 1	0.60	42	0.00 (0.60)	42 (42)	0.00 (0.60)	41 (42)	0.00 (0.60)	40 (42)	0.00 (0.60)	37 (42)	0.00 (0.60)	36 (42)	0.60 (42)	0.66 (42)	1.26	20
				Trick ID	x-r-tov-2															
				Run 2	7.00	5	6.40 (13.40)	7 (3)	6.80 (20.20)	7 (2)	8.55 (28.75)	2 (2)	6.70 (35.45)	10 (3)	7.45 (42.90)	6 (3)	42.90 (3)	32.40 (3)	75.30	2
				Trick ID	x-r-tov-2	r-sl-to-x-+-x-l-Lsl-2	r-2-con-2	x-l-Bio-9-BI	I-C-7-BI	r-C-9-Bui										
3	3	MUIR Kirsty	GBR	Run 1	2.25	34	7.40 (9.65)	1 (14)	7.55 (17.20)	3 (9)	7.45 (24.65)	9 (7)	7.70 (32.35)	3 (5)	7.10 (39.45)	7 (5)	39.45 (5)	23.73 (12)	63.18	2
				Trick ID	x-r-Lsl	r-sl-b-sw+l-2-con-2	x-l-2-Pr-2	x-l-Bio-9-Tg	r-DC-10-sf	I-C-9-Tg										
				Run 2	4.70	21	6.75 (11.45)	5 (8)	7.55 (19.00)	3 (4)	7.10 (26.10)	10 (5)	7.40 (33.50)	6 (4)	6.55 (40.05)	14 (4)	40.05 (4)	24.93 (9)	64.98	3
				Trick ID	x-r-Lsl-b-2	r-sl-b-sw+l-2-con-2	x-l-2-Pr-2	x-l-Bio-9-Tg	r-DC-10-sf	I-C-9-Tg										
4	16	KRUMME Avery	USA	Run 1	5.75	16	2.15 (7.90)	36 (24)	7.70 (15.60)	2 (13)	8.40 (24.00)	4 (9)	2.80 (26.80)	32 (12)	2.50 (29.30)	30 (20)	29.30 (20)	18.13 (24)	47.43	10
				Trick ID	x-l-tov-2	r-Lsl-+-r-sl-f-sw	r-sl-l-Mi-4	x-l-Bio-9-Mu	I-7	r-7										
				Run 2	6.90	8	3.85 (10.75)	19 (10)	7.80 (18.55)	1 (6)	7.80 (26.35)	7 (4)	5.35 (31.70)	13 (6)	5.10 (36.80)	22 (6)	36.80 (6)	28.13 (5)	64.93	4
				Trick ID	x-l-tov-2	r-Lsl-+-r-sl-f-sw	r-sl-l-Mi-4	x-l-Bio-9-Mu	I-C-7-Tg	r-C-7-sf										
5	20	HAN Linshan	CHN	Run 1	6.95	6	1.95 (8.90)	38 (17)	3.30 (12.20)	32 (23)	5.00 (17.20)	26 (26)	5.10 (22.30)	19 (22)	5.50 (27.80)	18 (23)	27.80 (23)	16.13 (27)	43.93	11
				Trick ID	x-l-tov-2	I-sl-+-r-sl-f-sw	r-sl-r-4	x-l-Bio-9-sf	r-C-7-sf	I-7-Tg										
				Run 2	6.95	6	6.70 (13.65)	6 (2)	5.25 (18.90)	15 (5)	6.75 (25.65)	13 (6)	5.30 (30.95)	16 (7)	5.50 (36.45)	18 (7)	36.45 (7)	26.53 (7)	62.98	5
				Trick ID	x-l-tov-2	I-sl-+-r-sl-f-sw	r-sl-l-4	x-l-Bio-9-sf	r-C-7-sf	I-7-Tg										



Results Analysis

Analisi dei risultati / Analyse des résultats

SS

Rk	Bib	Name	NOC Code	Run	Section 1		Section 2		Section 3		Section 4		Section 5		Section 6		Sections (60%)	Composition (40%)	Score (100%)	Rk		
					Score	Rk	Score	Rk	Score	Rk	Score	Rk	Score	Rk	Score	Rk						
6	10	KARAVA Anni	FIN	Run 1	2.85	31	3.00 (5.85)	27 (33)	4.00 (9.85)	27 (33)	8.10 (17.95)	5 (22)	6.25 (24.20)	11 (18)	8.45 (32.65)	2 (14)	32.65 (14)	30.26 (4)	62.91	3		
				Trick ID	l-sl-f-sw-to-x		x-l-lsl+r-lsl-to-x		x-r-sl-f-2		x-l-C-9-ld-Tg		r-Mi-7-Jp		l-DC-10-Mu							
				Run 2	0.50	43	0.00 (0.50)	42 (43)	0.00 (0.50)	41 (43)	0.00 (0.50)	40 (43)	0.00 (0.50)	37 (43)	0.00 (0.50)	36 (43)	0.50 (43)	0.66 (42)	1.16	23		
				Trick ID	l-sl-f-sw-to-x																	
7	2	OLDHAM Megan	CAN	Run 1	6.65	10	2.75 (9.40)	31 (15)	6.20 (15.60)	8 (13)	6.50 (22.10)	16 (10)	7.35 (29.45)	7 (9)	5.20 (34.65)	21 (9)	34.65 (9)	26.40 (8)	61.05	4		
				Trick ID	l-2-on-con-2		x-l-sl+-l-sl-f-sw-to-x		x-l-2-con-2		r-C-9-Tg		x-l-9-ld-Tg		l-C-7-sf							
				Run 2	6.15	13	4.05 (10.20)	16 (12)	4.60 (14.80)	23 (15)	5.50 (20.30)	24 (15)	7.55 (27.85)	5 (10)	6.75 (34.60)	13 (10)	34.60 (10)	24.53 (10)	59.13	6		
				Trick ID	l-2-on-con-2		x-l-sl+-l-sl-f-sw		r-sl-r-4		r-9-Tg		x-l-9-ld-Tg		l-9-Tg							
8	26	URNESSE Naomi	CAN	Run 1	1.75	37	3.00 (4.75)	27 (38)	5.95 (10.70)	10 (31)	3.95 (14.65)	31 (32)	7.20 (21.85)	8 (25)	8.10 (29.95)	3 (19)	29.95 (19)	18.80 (22)	48.75	7		
				Trick ID	r-sl-b-sw		l-sl+-r-sl-f-sw-to-x		x-r-sl-r-4		l-C-9-Tg		x-r-9-Mu		r-DC-10-sf							
				Run 2	5.30	18	6.80 (12.10)	4 (6)	6.00 (18.10)	9 (8)	6.00 (24.10)	20 (8)	6.85 (30.95)	9 (7)	5.05 (36.00)	23 (8)	36.00 (8)	22.40 (15)	58.40	7		
				Trick ID	r-sl-b-sw		l-lsl+-r-sl-f-sw-to-x		x-r-sl-r-4		l-C-9-BI		x-r-Bio-9-Mu		r-7-sf							
9	5	WOLF Lara	AUT	Run 1	5.60	17	3.00 (8.60)	27 (21)	3.30 (11.90)	32 (25)	7.65 (19.55)	8 (18)	4.50 (24.05)	29 (19)	7.10 (31.15)	7 (16)	31.15 (16)	27.06 (6)	58.21	5		
				Trick ID	l-sl-f-sw-con-2		r-sl+-r-1+-x-lsl		r-sl-r-2		x-l-Bio-9-sf		r-7-sf		l-9-Tg							
				Run 2	4.20	24	3.85 (8.05)	19 (23)	3.35 (11.40)	31 (26)	6.25 (17.65)	18 (23)	4.65 (22.30)	26 (22)	4.65 (26.95)	24 (24)	26.95 (24)	7.86 (34)	34.81	18		
				Trick ID	l-sl-f-sw-con-2		r-sl+-r-1+-x-lsl-f-2		r-sl-r-2		x-l-Bio-9-sf		r-7-sf		l-9-Tg							
10	17	TANNO Giulia	SUI	Run 1	6.55	11	2.30 (8.85)	35 (20)	4.90 (13.75)	22 (18)	0.65 (14.40)	38 (33)	0.00 (14.40)	37 (37)	0.00 (14.40)	36 (38)	14.40 (38)	3.20 (40)	17.60	18		
				Trick ID	l-2-on-con-2		x-r-sl+-r-1+x-l-lsl		r-sl-r-4		r-9-ld-Tg		xx		xx							
				Run 2	6.05	14	4.70 (10.75)	12 (10)	4.95 (15.70)	21 (12)	5.70 (21.40)	23 (12)	4.45 (25.85)	30 (14)	8.10 (33.95)	3 (11)	33.95 (11)	23.06 (13)	57.01	8		
				Trick ID	l-2-on-con-2		x-r-sl+-r-1+x-l-lsl		r-sl-l-4		r-9-ld-Tg		x-l-9-Tg		l-DC-10-sf							



Results Analysis

Analisi dei risultati / Analyse des résultats

SS

Rk	Bib	Name	NOC Code	Run	Section 1		Section 2		Section 3		Section 4		Section 5		Section 6		Sections (60%)	Composition (40%)	Score (100%)	Rk		
					Score	Rk	Score	Rk	Score	Rk	Score	Rk	Score	Rk	Score	Rk						
11	21	LIU Mengting	CHN	Run 1	3.15	27	1.20 (4.35)	40 (40)	5.10 (9.45)	16 (35)	7.05 (16.50)	11 (27)	4.60 (21.10)	28 (27)	7.95 (29.05)	5 (21)	29.05 (21)	18.93 (21)	47.98	8		
				Trick ID	x-r-tov		l-sl-+-r-sl		r-sl-r-4		r-9-Tg		x-r-5-sf		l-DC-10-sf							
				Run 2	3.15	27	4.45 (7.60)	15 (27)	5.05 (12.65)	17 (21)	6.45 (19.10)	17 (19)	4.90 (24.00)	22 (20)	7.10 (31.10)	7 (17)	31.10 (17)	24.00 (11)	55.10	9		
				Trick ID	x-r-tov		l-sl-+-l2-on		r-sl-r-4		r-9-Tg		x-r-5-sf		l-DC-10-sf							
12	19	GASSLITTER Maria	ITA	Run 1	4.65	22	7.40 (12.05)	1 (7)	5.05 (17.10)	17 (10)	3.50 (20.60)	34 (14)	5.25 (25.85)	17 (14)	6.95 (32.80)	11 (13)	32.80 (13)	21.86 (16)	54.66	6		
				Trick ID	r-2-on		r-sl-f-2+x-l-Lsl-2		l-sl-r-4		x-l-9		r-7-Tg		l-9-Tg							
				Run 2	5.10	20	3.50 (8.60)	22 (21)	5.50 (14.10)	12 (17)	6.00 (20.10)	20 (17)	5.35 (25.45)	13 (16)	7.05 (32.50)	10 (15)	32.50 (15)	18.53 (23)	51.03	11		
				Trick ID	r-2-on		r-sl-f-2+x-l-Lsl-2		l-sl-r-4		x-l-9-Mu		r-7-Tg		l-9-Tg							
13	11	HOEFFLIN Sarah	SUI	Run 1	6.75	9	6.00 (12.75)	9 (4)	5.40 (18.15)	13 (7)	0.25 (18.40)	39 (21)	0.00 (18.40)	37 (32)	0.00 (18.40)	36 (35)	18.40 (35)	3.33 (38)	21.73	17		
				Trick ID	x-l-Lsl-2		r-sl-l-2+-l-1+-x-r-Lsl		r-sl-r-4													
				Run 2	1.65	38	6.10 (7.75)	8 (26)	5.35 (13.10)	14 (19)	9.00 (22.10)	1 (10)	5.05 (27.15)	20 (11)	6.55 (33.70)	14 (12)	33.70 (12)	20.80 (18)	54.50	10		
				Trick ID	x-l-Lsl-2		r-sl-l-2+-l-1+-x-r-Lsl		r-sl-r-4		l-DC-10-sf		r-5-Mu		x-r-7-Mu							
14	27	KOTSAR Kateryna	UKR	Run 1	2.05	36	4.85 (6.90)	10 (29)	4.00 (10.90)	27 (28)	4.45 (15.35)	28 (31)	4.65 (20.00)	26 (31)	3.10 (23.10)	28 (29)	23.10 (29)	12.93 (31)	36.03	13		
				Trick ID	r-Lsl-f-sw		l-2-on-+-r-sl-to-x		x-r-sl-f-2		x-l-Bio-9-sf		l-C-7-sf		r-3-Mu							
				Run 2	2.25	34	4.85 (7.10)	10 (28)	3.85 (10.95)	29 (27)	6.55 (17.50)	15 (24)	7.65 (25.15)	4 (17)	3.10 (28.25)	28 (22)	28.25 (22)	22.53 (14)	50.78	12		
				Trick ID	r-Lsl-f-sw		l-2-on-+-r-sl-to-x		x-r-sl-f-2		x-l-Bio-9-sf		l-DC-10-sf		r-3-Mu							
15	18	HENDERSON Grace	USA	Run 1	0.20	45	0.00 (0.20)	42 (45)	0.00 (0.20)	41 (45)	0.00 (0.20)	40 (45)	0.00 (0.20)	37 (45)	0.00 (0.20)	36 (45)	0.20 (45)	0.40 (45)	0.60	22		
				Trick ID	l-2-on-con-2																	
				Run 2	6.45	12	2.70 (9.15)	32 (16)	5.05 (14.20)	17 (16)	6.85 (21.05)	12 (13)	4.95 (26.00)	21 (13)	4.45 (30.45)	26 (18)	30.45 (18)	19.33 (20)	49.78	13		
				Trick ID	l-2-on-con-2		x-l-sl+r-Lsl		r-sl-r-4		r-9-Tg		x-l-5-Jp		l-9-Tg							



Results Analysis

Analisi dei risultati / Analyse des résultats

SS

Rk	Bib	Name	NOC Code	Run	Section 1		Section 2		Section 3		Section 4		Section 5		Section 6		Sections (60%)	Composition (40%)	Score (100%)	Rk		
					Score	Rk	Score	Rk	Score	Rk	Score	Rk	Score	Rk	Score	Rk						
16	9	HAMILL Marin	USA	Run 1	2.55	32	4.05 (6.60)	16 (30)	4.30 (10.90)	25 (28)	5.30 (16.20)	25 (29)	4.85 (21.05)	25 (28)	5.80 (26.85)	16 (25)	26.85 (25)	21.06 (17)	47.91	9		
				Trick ID	l-sl-f-sw		l-bsl+l-l-+-x-r-lsl		l-sl-r-2		r-C-7-Tg		l-5-Mu		x-r-7-Jp							
				Run 2	3.05	29	2.10 (5.15)	37 (36)	4.25 (9.40)	26 (36)	2.75 (12.15)	36 (37)	1.10 (13.25)	35 (38)	4.20 (17.45)	27 (36)	17.45 (36)	13.46 (30)	30.91	19		
				Trick ID	l-sl-f-sw		l-bsl+l-l-+-x-r-lsl		l-sl-r-2		r-3-Ng		l-1		x-r-0							
17	8	ANDREWS Ruby Star	NZL	Run 1	5.20	19	4.70 (9.90)	12 (13)	3.10 (13.00)	38 (20)	4.45 (17.45)	28 (25)	2.65 (20.10)	33 (30)	1.90 (22.00)	33 (31)	22.00 (31)	16.93 (26)	38.93	12		
				Trick ID	r-2-on		l-sl-+-l-2-on		l-sl-l-2		x-l-7-Mu		x-r-5-Jp		l-5							
				Run 2	4.20	24	4.70 (8.90)	12 (17)	3.25 (12.15)	35 (24)	6.60 (18.75)	14 (20)	4.90 (23.65)	22 (21)	2.05 (25.70)	31 (27)	25.70 (27)	20.13 (19)	45.83	14		
				Trick ID	r-2-on		l-sl-+-l-2-on		l-sl-l-2		x-l-7-Mu		x-r-5-Jp		l-5-Mu							
18	28	KOGA Yuna	JPN	Run 1	2.45	33	3.10 (5.55)	25 (35)	3.15 (8.70)	36 (37)	2.90 (11.60)	35 (38)	4.90 (16.50)	22 (35)	4.50 (21.00)	25 (33)	21.00 (33)	14.66 (29)	35.66	14		
				Trick ID	l-sl-f-sw		l-sl-to-x-+-x-l-lsl		l-sl-l-2		x-l-5		r-7-rv-Mu		l-7-ld-Tg							
				Run 2	1.30	40	3.20 (4.50)	24 (39)	3.15 (7.65)	36 (39)	4.85 (12.50)	27 (36)	5.50 (18.00)	12 (34)	6.90 (24.90)	12 (28)	24.90 (28)	18.00 (25)	42.90	15		
				Trick ID	l-sl-f-sw		l-sl-to-x-+-x-l-lsl		l-sl-l-2		x-l-5-Jp		r-C-7-rv-Mu		l-9-ld-Tg							
19	15	YANG Ruyi	CHN	Run 1	4.65	22	1.40 (6.05)	39 (32)	1.00 (7.05)	40 (40)	0.00 (7.05)	40 (41)	0.00 (7.05)	37 (41)	0.00 (7.05)	36 (41)	7.05 (41)	3.33 (38)	10.38	19		
				Trick ID	l-2-on		l-sl-to-x-+-x-l-tov-2-on		r-sl-l-4		xx		xx		xx							
				Run 2	4.00	26	2.55 (6.55)	33 (31)	3.30 (9.85)	32 (33)	6.00 (15.85)	20 (30)	5.35 (21.20)	13 (26)	5.65 (26.85)	17 (25)	26.85 (25)	15.60 (28)	42.45	16		
				Trick ID	l-2-on		l-sl-to-x-+-x-l-tov-2		r-sl-r-4		x-l-9-Mu		r-7-Tg		l-7-Tg							
20	25	TROTTER Sylvia	NZL	Run 1	3.05	29	2.55 (5.60)	33 (34)	4.55 (10.15)	24 (32)	3.65 (13.80)	33 (34)	1.10 (14.90)	35 (36)	1.00 (15.90)	34 (37)	15.90 (37)	8.40 (33)	24.30	16		
				Trick ID	l-2-on-con-2		x-l-lsl+r-sl		r-sl-r-4		l-9		x-l-C-1		Str-A-Jp							
				Run 2	5.90	15	3.00 (8.90)	27 (17)	3.60 (12.50)	30 (22)	3.90 (16.40)	32 (28)	4.25 (20.65)	31 (29)	2.00 (22.65)	32 (30)	22.65 (30)	12.93 (31)	35.58	17		
				Trick ID	l-2-on-con-2		x-l-lsl+r-sl		r-sl-r-4		l-9-sf		x-l-Bio-9		r-7-Jp							



Results Analysis

Analisi dei risultati / Analyse des résultats

SS

Rk	Bib	Name	NOC Code	Run	Section 1		Section 2		Section 3		Section 4		Section 5		Section 6		Sections (60%)	Composition (40%)	Score (100%)	Rk				
					Score	Rk	Score	Rk	Score	Rk	Score	Rk	Score	Rk	Score	Rk								
21	23	CLARKE Skye	CAN	Run 1	7.10	3	4.00 (11.10)	18 (9)	5.00 (16.10)	20 (11)	4.05 (20.15)	30 (16)	1.75 (21.90)	34 (24)	0.00 (21.90)	36 (32)	21.90 (32)	5.06 (35)	26.96	15				
				Trick ID	x-r-tov-2		r-lsl-+-r-sl-b-sw		r-sl-r-4		l-5-Jp		x-r-9		xx									
				Run 2	7.10	3	0.70 (7.80)	41 (25)	0.00 (7.80)	41 (38)	0.00 (7.80)	40 (40)	0.00 (7.80)	37 (40)	0.00 (7.80)	36 (40)					7.80 (40)	2.13 (41)	9.93	22
				Trick ID	x-r-tov-2		r-lsl-+-r-sl-b-sw																	
22	22	DUMONT ZANELLA Kim	FRA	Run 1	0.10	46	0.00 (0.10)	42 (46)	0.00 (0.10)	41 (46)	0.00 (0.10)	40 (46)	0.00 (0.10)	37 (46)	0.00 (0.10)	36 (46)	0.10 (46)	0.40 (45)	0.50	23				
				Trick ID	r-sl-b-2																			
				Run 2	1.10	41	3.10 (4.20)	25 (41)	2.75 (6.95)	39 (41)	6.20 (13.15)	19 (35)	5.25 (18.40)	17 (32)	0.45 (18.85)	35 (34)					18.85 (34)	4.00 (36)	22.85	20
				Trick ID	r-sl		l-sl-to-x+l-l-1+r-sl-f-2		x-l-sl-f-4		l-9-Tg		l-Bio-9-sf		r-7-sf									
23	14	GASKELL Elena	CAN	Run 1	0.30	44	0.00 (0.30)	42 (44)	0.00 (0.30)	41 (44)	0.00 (0.30)	40 (44)	0.00 (0.30)	37 (44)	0.00 (0.30)	36 (44)	0.30 (44)	0.66 (42)	0.96	21				
				Trick ID	l-2-on																			
				Run 2	1.40	39	3.50 (4.90)	22 (37)	5.95 (10.85)	10 (30)	0.75 (11.60)	37 (38)	0.00 (11.60)	37 (39)	0.00 (11.60)	36 (39)					11.60 (39)	3.46 (37)	15.06	21
				Trick ID	l-2-on		l-sl-to-x+l-l-tov-2-to-x		x-r-sl-f-4		r-9-l-d-Tg													
6		HARWOOD Reil	USA	Run 1														DNS						
				Trick ID																				
				Run 2																		DNS		
				Trick ID																				
13		KONDO Kokone	JPN	Run 1														DNS						
				Trick ID																				
				Run 2																		DNS		
				Trick ID																				



Results Summary
Riepilogo risultati / Synthèse des résultats

SS

Number of Competitors: 26, Number of NOCs: 13

Rank	Bib	FIS Code	Name	NOC Code	YB	Run	Sections (60%)	Composition (40%)	Score (100%)	Best Score	FIS Points
1	1	2532209	GREMAUD Mathilde	SUI	2000	Run 1	48.80	34.80	83.60	86.96	1000.00
						Run 2	49.90	37.06	86.96		
						Run 3	7.20	8.26	15.46		
2	7	2534563	GU Ailing Eileen	CHN	2003	Run 1	51.25	35.33	86.58	86.58	822.70
						Run 2	15.00	8.00	23.00		
						Run 3	0.85	0.80	1.65		
3	2	2533924	OLDHAM Megan	CAN	2001	Run 1	39.10	30.66	69.76	76.46	682.00
						Run 2	35.10	3.60	38.70		
						Run 3	44.20	32.26	76.46		
4	3	2534885	MUIR Kirsty	GBR	2004	Run 1	30.35	6.80	37.15	76.05	569.90
						Run 2	39.15	23.86	63.01		
						Run 3	45.65	30.40	76.05		
5	21	2534255	LIU Mengting	CHN	2004	Run 1	38.40	29.06	67.46	67.46	480.00
						Run 2	11.40	2.26	13.66		
						Run 3	9.15	2.13	11.28		
6	17	2531561	TANNO Giulia	SUI	1998	Run 1	39.45	26.40	65.85	65.85	407.50
						Run 2	26.65	14.66	41.31		
						Run 3	35.75	20.80	56.55		
7	26	2538748	URNESS Naomi	CAN	2004	Run 1	19.45	5.20	24.65	64.73	348.50
						Run 2	27.90	18.13	46.03		
						Run 3	38.60	26.13	64.73		
8	10	2532733	KARAVA Anni	FIN	2000	Run 1	27.35	22.26	49.61	63.51	300.00
						Run 2	11.00	2.80	13.80		
						Run 3	34.45	29.06	63.51		
9	5	2532452	WOLF Lara	AUT	2000	Run 1	29.90	22.93	52.83	56.60	259.70
						Run 2	32.60	24.00	56.60		
						Run 3	3.70	0.66	4.36		
10	19	2539335	GASSLITTER Maria	ITA	2006	Run 1	29.00	21.33	50.33	52.45	225.80
						Run 2	30.45	22.00	52.45		
						Run 3	23.20	3.33	26.53		
11	16	2540229	KRUMME Avery	USA	2008	Run 1	32.40	20.00	52.40	52.40	196.80
						Run 2	26.90	3.06	29.96		
						Run 3	0.20	0.66	0.86		
12	20	2535825	HAN Linshan	CHN	2006	Run 1			DNS	DNS	171.70
						Run 2			DNS		
						Run 3			DNS		



Results Summary
Riepilogo risultati / Synthèse des résultats

SS

Rank	Bib	FIS Code	Name	NOC Code	YB	Run	Sections (60%)	Composition (40%)	Score (100%)	Best Score	FIS Points
Results from Qualification											
13	11	2532831	HOEFFLIN Sarah	SUI	1991	Run 1	18.40	3.33	21.73	54.50	149.60
						Run 2	33.70	20.80	54.50		
14	27	2532574	KOTSAR Kateryna	UKR	2000	Run 1	23.10	12.93	36.03	50.78	129.90
						Run 2	28.25	22.53	50.78		
15	18	2533087	HENDERSON Grace	USA	2001	Run 1	0.20	0.40	0.60	49.78	111.90
						Run 2	30.45	19.33	49.78		
16	9	2533050	HAMILL Marin	USA	2001	Run 1	26.85	21.06	47.91	47.91	95.50
						Run 2	17.45	13.46	30.91		
17	8	2534921	ANDREWS Ruby Star	NZL	2004	Run 1	22.00	16.93	38.93	45.83	80.10
						Run 2	25.70	20.13	45.83		
18	28	2533643	KOGA Yuna	JPN	2002	Run 1	21.00	14.66	35.66	42.90	65.50
						Run 2	24.90	18.00	42.90		
19	15	2535091	YANG Ruyi	CHN	2005	Run 1	7.05	3.33	10.38	42.45	51.70
						Run 2	26.85	15.60	42.45		
20	25	2539061	TROTTER Sylvia	NZL	2007	Run 1	15.90	8.40	24.30	35.58	38.40
						Run 2	22.65	12.93	35.58		
21	23	2534245	CLARKE Skye	CAN	2002	Run 1	21.90	5.06	26.96	26.96	25.50
						Run 2	7.80	2.13	9.93		
22	22	2537372	DUMONT ZANELLA Kim	FRA	2005	Run 1	0.10	0.40	0.50	22.85	12.90
						Run 2	18.85	4.00	22.85		
23	14	2532939	GASKELL Elena	CAN	2001	Run 1	0.30	0.66	0.96	15.06	0.50
						Run 2	11.60	3.46	15.06		
	6	2533135	HARWOOD Rell	USA	2001	Run 1			DNS	DNS	
						Run 2			DNS		
	13	2534176	KONDO Kokone	JPN	2003	Run 1			DNS	DNS	
						Run 2			DNS		
	24	2538229	THOMAS Daisy	AUS	2007	Run 1			DNS	DNS	
						Run 2			DNS		



Results Summary
Riepilogo risultati / Synthèse des résultats

SS

Jury			Technical Data		
FIS Contest Director	DATE Ritchie	FIS	Course Name	Livigno Olympic Slopestyle	
FIS Technical Delegate	MINCEV Konstantin	BUL	Start / Finish Elevation	1980m / 1815m	
Head Judge	ARENS Jason	USA	Vertical Drop / Course Length	165m / 650m	
Chief of Competition	van GILDER William	USA	Number of Jump Features	3	
Start Referee	MUZZARELLI Luca	ITA	Number of Jibbing Features	3	
Finish Referee	GIGER Gian Andri	SUI	Judges		
Officials			Panel 1 (Section 1-2)	KIRK Dane	NZL
Course Supervisor	SCHEUMANN Dirk	GER		FJELSTAD Jonas	NOR
Chief of Course	THEUNISSEN Ben	BEL	Panel 2 (Section 3-4)	FERRARI Antonin	FRA
Course Designer	SCHEUMANN Dirk	GER		BJORKLUND Anton	SWE
Course Builder	SCHEUMANN Dirk	GER	Panel 3 (Section 5-6)	TUCKER Will	GBR
				BRANDLI Florian	SUI
			Composition	GRATZ Tobias	AUT
				BEATTIE Victoria	AUS
				CARTER Elliott	CAN

Conditions on course:					
Qualification: SUNNY	Snow Conditions: Packed	Snow Temperature: -7°C / 19°F	Air Temperature: -4°C / 25°F		
Final: SUNNY	Snow Conditions: Packed	Snow Temperature: -6°C / 21°F	Air Temperature: -3°C / 27°F		

Legend:			
DNS	Did Not Start	YB	Year of Birth



Results Analysis

Analisi dei risultati / Analyse des résultats

SS

Number of Competitors: 12, Number of NOCs: 8

Rk	Bib	Name	NOC Code	Run	Section 1		Section 2		Section 3		Section 4		Section 5		Section 6		Sections (60%)	Composition (40%)	Score (100%)	Rk		
					Score	Rk	Score	Rk	Score	Rk	Score	Rk	Score	Rk	Score	Rk						
1	1	GREMAUD Mathilde	SUI	Run 1	8.45	2	6.90 (15.35)	7 (2)	7.70 (23.05)	7 (4)	8.75 (31.80)	3 (3)	7.60 (39.40)	8 (3)	9.40 (48.80)	1 (3)	48.80 (3)	34.80 (3)	83.60	2		
				Trick ID	I-Lsl-2	I-sl+l-1+x-r-tov-2-Pr-2	x-l-2-con-4	x-r-DC-10-Jp	x-l-DC-9-sf	I-NB-DC-12-sf												
				Run 2	8.45	2	6.90 (15.35)	7 (2)	7.85 (23.20)	4 (2)	8.90 (32.10)	2 (2)	8.85 (40.95)	4 (2)	8.95 (49.90)	2 (2)	49.90 (2)	37.06 (1)	86.96	1		
				Trick ID	I-Lsl-2	I-sl+l-1+x-r-tov-2-Pr-2	x-l-2-con-4	x-r-DC-10-Jp	x-l-DC-12-sf	I-DC-12-sf												
				Run 3	1.30	30	1.60 (2.90)	28 (30)	1.10 (4.00)	27 (30)	1.10 (5.10)	26 (30)	1.10 (6.20)	28 (30)	1.00 (7.20)	23 (30)	7.20 (30)	8.26 (21)	15.46	7		
				Trick ID	I-sl	bsl	I-sl	Str-A-sh	I-3-sh	Str-A												
2	7	GU Ailing Eileen	CHN	Run 1	9.20	1	8.75 (17.95)	1 (1)	8.00 (25.95)	1 (1)	7.95 (33.90)	6 (1)	8.55 (42.45)	5 (1)	8.80 (51.25)	4 (1)	51.25 (1)	35.33 (2)	86.58	1		
				Trick ID	x-r-tov-2	I-2+r-4-to-x	x-l-2-Pr-2	x-l-Bio-9-BI	I-DC-10-BI	r-DC-12-sf												
				Run 2	1.90	29	4.15 (6.05)	16 (25)	1.05 (7.10)	29 (28)	1.05 (8.15)	27 (29)	5.40 (13.55)	15 (26)	1.45 (15.00)	21 (26)	15.00 (26)	8.00 (22)	23.00	9		
				Trick ID	x-r-tov-2	I-2+l-sl	I-sl	Str-A	I-C-7-BI	r-3-ld-Tg												
				Run 3	0.85	31	0.00 (0.85)	32 (32)	0.00 (0.85)	30 (32)	0.00 (0.85)	29 (32)	0.00 (0.85)	29 (32)	0.00 (0.85)	28 (32)	0.85 (32)	0.80 (31)	1.65	10		
				Trick ID	x-r-tov-2																	
3	2	OLDHAM Megan	CAN	Run 1	4.50	20	6.40 (10.90)	10 (11)	7.25 (18.15)	11 (8)	8.30 (26.45)	5 (8)	9.10 (35.55)	1 (6)	3.55 (39.10)	20 (8)	39.10 (8)	30.66 (5)	69.76	3		
				Trick ID	I-2-con-2	x-l-sl+r-2-con-2	x-l-2-con-2	I-DC-12-Mu	x-l-DC-12-sf	r-C-9-Tg												
				Run 2	3.45	22	5.45 (8.90)	13 (16)	7.35 (16.25)	9 (13)	9.05 (25.30)	1 (9)	9.05 (34.35)	2 (7)	0.75 (35.10)	24 (12)	35.10 (12)	3.60 (25)	38.70	7		
				Trick ID	I-2-on	r-sl+r-2-con-2	x-l-2-con-2	I-DC-12-Mu	x-l-DC-12-sf	r-DC-12-sf												
				Run 3	6.30	11	6.00 (12.30)	12 (7)	7.35 (19.65)	9 (7)	8.40 (28.05)	4 (7)	8.95 (37.00)	3 (4)	7.20 (44.20)	12 (5)	44.20 (5)	32.26 (4)	76.46	1		
				Trick ID	I-2-con-2	x-l-sl+r-2-con-2	x-l-2-con-2	I-DC-12-Mu	x-l-DC-12-sf	r-9-Tg												



Results Analysis
Analisi dei risultati / Analyse des résultats

SS

Rk	Bib	Name	NOC Code	Run	Section 1		Section 2		Section 3		Section 4		Section 5		Section 6		Sections (60%)	Composition (40%)	Score (100%)	Rk
					Score	Rk	Score	Rk	Score	Rk	Score	Rk	Score	Rk	Score	Rk				
4	3	MUIR Kirsty	GBR	Run 1	6.75	5	8.45 (15.20)	3 (4)	7.70 (22.90)	7 (5)	5.50 (28.40)	20 (6)	1.95 (30.35)	26 (12)	0.00 (30.35)	28 (17)	30.35 (17)	6.80 (23)	37.15	10
				Trick ID	x-r-Lsl-f-sw-con-2	r-sl-b-sw+l-2-con-2	x-l-2-con-4	x-l-Bio-9-Tg	r-DC-10-Mu	xx										
				Run 2	6.65	8	8.55 (15.20)	2 (4)	8.00 (23.20)	1 (2)	6.60 (29.80)	17 (5)	4.10 (33.90)	20 (8)	5.25 (39.15)	15 (7)	39.15 (7)	23.86 (12)	63.01	2
				Trick ID	x-r-Lsl-f-sw-con-2	r-sl-b-sw+l-2-con-2	x-l-2-Pr-2	x-l-Bio-9-BI	r-DC-10-Mu	I-C-7-Tg										
				Run 3	6.75	5	7.90 (14.65)	4 (6)	8.00 (22.65)	1 (6)	7.70 (30.35)	7 (4)	6.40 (36.75)	14 (5)	8.90 (45.65)	3 (4)	45.65 (4)	30.40 (6)	76.05	2
Trick ID	x-r-Lsl-f-sw-con-2	r-sl-b-sw+l-2-con-2	x-l-2-Pr-2	x-l-Bio-9-Tg	r-DC-10-sf	I-DC-14-sf														
5	21	LIU Mengting	CHN	Run 1	6.40	9	5.25 (11.65)	14 (10)	3.70 (15.35)	24 (14)	7.05 (22.40)	13 (12)	8.00 (30.40)	6 (11)	8.00 (38.40)	8 (10)	38.40 (10)	29.06 (7)	67.46	4
				Trick ID	x-r-tov-2	r-2-on+r-sl-f-sw	r-sl-b-4	x-r-9-Tg	r-DC-10-sf	I-DC-10-sf										
				Run 2	6.70	7	0.70 (7.40)	31 (22)	4.00 (11.40)	23 (24)	0.00 (11.40)	29 (25)	0.00 (11.40)	29 (27)	0.00 (11.40)	28 (27)	11.40 (27)	2.26 (29)	13.66	11
				Trick ID	x-r-tov-2	r-2-on+l-2-con-2	r-sl-f-4	xx	xx	xx										
				Run 3	4.65	19	4.50 (9.15)	15 (15)	0.00 (9.15)	30 (27)	0.00 (9.15)	29 (27)	0.00 (9.15)	29 (29)	0.00 (9.15)	28 (29)	9.15 (29)	2.13 (30)	11.28	8
Trick ID	x-r-tov-2	r-2-on+r-sl-to-x	xx	xx	xx	xx														
6	17	TANNO Giulia	SUI	Run 1	6.10	12	6.15 (12.25)	11 (8)	5.15 (17.40)	18 (11)	6.95 (24.35)	15 (10)	6.75 (31.10)	13 (9)	8.35 (39.45)	6 (6)	39.45 (6)	26.40 (9)	65.85	5
				Trick ID	l-2-con-2	x-r-sl+r-1+x-l-Lsl-2	r-sl-f-4	r-9-ld-Tg	x-l-9-Tg	I-DC-10-IT										
				Run 2	2.70	24	6.80 (9.50)	9 (14)	5.25 (14.75)	17 (15)	7.20 (21.95)	12 (14)	3.30 (25.25)	24 (19)	1.40 (26.65)	22 (23)	26.65 (23)	14.66 (20)	41.31	6
				Trick ID	l-2-con-2	x-r-sl+r-1+x-l-Lsl-2	r-sl-f-4	r-9-ld-D-Tg	x-l-9-Tx	I-3-Mu										
				Run 3	6.35	10	2.50 (8.85)	25 (17)	4.55 (13.40)	22 (18)	7.50 (20.90)	9 (17)	6.85 (27.75)	12 (13)	8.00 (35.75)	8 (11)	35.75 (11)	20.80 (17)	56.55	5
Trick ID	l-2-con-2	x-r-sl+r-1+x-l-Lsl-2	r-sl-f-4	r-9-ld-D-Tg	x-l-9-Tx	I-DC-10-sf														
7	26	URNESS Naomi	CAN	Run 1	2.20	28	1.40 (3.60)	29 (29)	1.10 (4.70)	27 (29)	3.55 (8.25)	24 (28)	7.10 (15.35)	10 (25)	4.10 (19.45)	19 (25)	19.45 (25)	5.20 (24)	24.65	11
				Trick ID	r-sl-b-sw	l-Lsl+r-sl-f-sw-to-x	r-sl	l-9-Tg	x-r-Bio-9-Mu	r-C7-sf										
				Run 2	4.40	21	2.90 (7.30)	21 (23)	5.15 (12.45)	18 (20)	3.65 (16.10)	22 (23)	4.00 (20.10)	21 (23)	7.80 (27.90)	11 (20)	27.90 (20)	18.13 (19)	46.03	5
				Trick ID	r-sl-b-sw	l-Lsl+r-sl-f-sw	r-sl-f-4	l-9-Tg	x-r-Bio-9-Mu	r-DC-10-sf										
				Run 3	3.45	22	7.40 (10.85)	5 (12)	5.80 (16.65)	14 (12)	6.90 (23.55)	16 (11)	7.10 (30.65)	10 (10)	7.95 (38.60)	10 (9)	38.60 (9)	26.13 (10)	64.73	3
Trick ID	r-sl-b-sw	l-Lsl+r-sl-f-sw-Pr-2	x-r-sl-f-4	l-9-Tg	x-r-Bio-9-Mu	r-DC-10-sf														



Results Analysis

Analisi dei risultati / Analyse des résultats

SS

Rk	Bib	Name	NOC Code	Run	Section 1		Section 2		Section 3		Section 4		Section 5		Section 6		Sections (60%)	Composition (40%)	Score (100%)	Rk		
					Score	Rk	Score	Rk	Score	Rk	Score	Rk	Score	Rk	Score	Rk						
8	10	KARAVA Anni	FIN	Run 1	2.65	25	2.90 (5.55)	21 (26)	6.00 (11.55)	12 (22)	3.75 (15.30)	21 (24)	3.75 (19.05)	23 (24)	8.30 (27.35)	7 (21)	27.35 (21)	22.26 (14)	49.61	9		
				Trick ID	l-sl-f-sw-to-x		x-l-sl+r-lsl-to-x		x-r-lsl-f-4		r-Mi-9-Jp		x-l-C-9-Tg		l-DC-10-Mu							
				Run 2	2.60	26	2.55 (5.15)	24 (28)	5.30 (10.45)	15 (26)	0.55 (11.00)	28 (26)	0.00 (11.00)	29 (28)	0.00 (11.00)	28 (28)	11.00 (28)	2.80 (28)	13.80	10		
				Trick ID	l-sl-f-sw-to-x		x-l-lsl+r-lsl-to-x		x-r-lsl-f-4		r-Mi-9-Jp		xx		xx							
				Run 3	2.60	26	2.90 (5.50)	21 (27)	6.00 (11.50)	12 (23)	7.35 (18.85)	11 (21)	7.20 (26.05)	9 (17)	8.40 (34.45)	5 (13)	34.45 (13)	29.06 (7)	63.51	4		
				Trick ID	l-sl-f-sw-to-x		x-l-lsl+r-lsl-to-x		x-r-lsl-f-4		r-Mi-9-Jp		x-l-9-l-d-bl		l-DC-10-Mu							
9	5	WOLF Lara	AUT	Run 1	5.30	13	3.30 (8.60)	19 (19)	3.05 (11.65)	25 (21)	7.40 (19.05)	10 (20)	3.90 (22.95)	22 (21)	6.95 (29.90)	14 (18)	29.90 (18)	22.93 (13)	52.83	6		
				Trick ID	l-sl-f-sw-con-2		r-sl+r-1+x-l-lsl		r-sl-f-2		x-l-Bio-9-sf		r-C-7-sf		l-9-Tg							
				Run 2	4.90	15	3.05 (7.95)	20 (21)	2.90 (10.85)	26 (25)	7.05 (17.90)	13 (22)	7.65 (25.55)	7 (18)	7.05 (32.60)	13 (14)	32.60 (14)	24.00 (11)	56.60	3		
				Trick ID	l-sl-f-sw-con-2		r-sl+r-1+x-l-lsl		r-sl-f-2		x-l-Bio-9-sf		r-DC-10-sf		l-9-Tg							
				Run 3	0.55	32	1.20 (1.75)	30 (31)	0.00 (1.75)	30 (31)	0.00 (1.75)	29 (31)	1.40 (3.15)	27 (31)	0.55 (3.70)	26 (31)	3.70 (31)	0.66 (32)	4.36	9		
				Trick ID	l-sl-f-sw-con-2																	
10	19	GASSLITTER Maria	ITA	Run 1	4.90	15	3.40 (8.30)	18 (20)	5.00 (13.30)	21 (19)	6.25 (19.55)	18 (19)	5.00 (24.55)	19 (20)	4.45 (29.00)	17 (19)	29.00 (19)	21.33 (16)	50.33	8		
				Trick ID	r-2-on		r-sl-f-2+x-l-lsl-2		l-sl-b-4		x-l-9-Mu		r-7-Tx		l-DC-10							
				Run 2	4.90	15	7.30 (12.20)	6 (9)	5.30 (17.50)	15 (10)	3.50 (21.00)	25 (16)	5.25 (26.25)	17 (16)	4.20 (30.45)	18 (16)	30.45 (16)	22.00 (15)	52.45	4		
				Trick ID	r-2-on		r-sl-f-2+x-l-lsl-2		l-sl-b-4		x-l-9-Mu		r-7-Tg		l-DC-10-Mu							
				Run 3	4.90	15	3.75 (8.65)	17 (18)	5.15 (13.80)	18 (17)	5.85 (19.65)	19 (18)	2.85 (22.50)	25 (22)	0.70 (23.20)	25 (24)	23.20 (24)	3.33 (26)	26.53	6		
				Trick ID	r-2-on		r-sl-f-2+x-l-lsl-2		l-sl-b-4		x-l-9-Mu		r-7-Tg		l-DC-10-Mu							
11	16	KRUMME Avery	USA	Run 1	5.15	14	1.65 (6.80)	27 (24)	7.85 (14.65)	4 (16)	7.60 (22.25)	8 (13)	5.30 (27.55)	16 (14)	4.85 (32.40)	16 (15)	32.40 (15)	20.00 (18)	52.40	7		
				Trick ID	x-l-tov-2		r-lsl+r-sl		r-sl-l-Mi-4		x-l-Bio-9-Mu		l-C-7-Tg		r-7-sf							
				Run 2	7.70	4	2.00 (9.70)	26 (13)	7.85 (17.55)	4 (9)	3.60 (21.15)	23 (15)	5.25 (26.40)	17 (15)	0.50 (26.90)	27 (22)	26.90 (22)	3.06 (27)	29.96	8		
				Trick ID	x-l-tov-2-Pr-2		x-r-lsl+r-sl		r-sl-l-Mi-4		x-l-Bio-9-Mu		l-C-7-Tx		r-9-sf							
				Run 3	0.20	33	0.00 (0.20)	32 (33)	0.00 (0.20)	30 (33)	0.00 (0.20)	29 (33)	0.00 (0.20)	29 (33)	0.00 (0.20)	28 (33)	0.20 (33)	0.66 (32)	0.86	11		
				Trick ID	x-l-tov-2																	



Results Analysis
Analisi dei risultati / Analyse des résultats

SS

Rk	Bib	Name	NOC Code	Run	Section 1		Section 2		Section 3		Section 4		Section 5		Section 6		Sections (60%)	Composition (40%)	Score (100%)	Rk	
					Score	Rk	Score	Rk	Score	Rk	Score	Rk	Score	Rk	Score	Rk					
12	20	HAN Linshan	CHN	Run 1																	
				Run 2																	
				Trick ID																	
				Run 3																	
				Trick ID																	

Conditions on course: SUNNY	Snow Conditions: Packed	Snow Temperature: -6°C / 21°F	Air Temperature: -3°C / 27°F
---------------------------------------	--------------------------------	--------------------------------------	-------------------------------------

Progression system: Competitors start in reverse order of their qualification results.

Note:
For further information on Trick IDs, please consult: <https://www.fis-ski.com/DB/freestyle-freeski/freeski/trick-list.html>

Legend:
DNS Did Not Start Rk Rank YB Year of Birth



Start List

Lista di partenza / Liste de départ

REVISED
7 FEB 9:06

SS

Number of Competitors: 29, Number of NOCs: 12

Start Order	Bib	FIS Code	Name	NOC Code	YB	FIS Seeding Rank
1	1	2532704	RUUD Birk	NOR	2000	1
2	3	2530747	RAGETTLI Andri	SUI	1998	4
3	8	2533673	BARCLAY Ben	NZL	2002	9
4	5	2534614	SVANCER Matej	AUT	2004	6
5	4	2532945	FOREHAND Mac	USA	2001	5
6	9	2533816	SCHJERVE Sebastian	NOR	2000	10
7	6	2534919	HARRINGTON Luca	NZL	2004	7
8	10	2530122	McEACHRAN Evan	CAN	1997	11
9	2	2532249	HALL Alex	USA	1998	2
10	7	2533813	FROSTAD Tormod	NOR	2002	8
11	16	2535007	PODMILSAK Troy	USA	2004	19
12	14	2533820	SAMNOEY Ulrik	NOR	2002	16
13	20	2532689	McCORMICK Chris	GBR	1998	35
14	19	2537178	TABANELLI Miro	ITA	2004	32
15	11	2534013	RALPH Konnor	USA	2003	12
16	12	2530203	TJADER Jesper	SWE	1994	13
17	18	2533952	RHYNER Nils	SUI	2002	27
18	17	2532212	GUBSER Kim	SUI	2000	25
19	15	2530746	BOESCH Fabian	SUI	1997	17
20	13	2535732	SILDARU Henry	EST	2006	14
21	27	2530165	HARLAUT Henrik	SWE	1991	59
22	23	2534081	KOIVISTO Kuura	FIN	2000	46
23	26	2533329	FORER Julius	AUT	2000	57
24	29	2534492	NORDQVIST Martin	SWE	2003	78
25	24	2539386	LAJUNEN Elias	FIN	2007	50
26	28	2535384	ROCHE Matias	FRA	2003	70
27	21	2533833	SYRJA Elias	FIN	1998	36
28	22	2534218	SIVIGNON Timothe	FRA	2003	41
29	25	2539875	BALL Lucas	NZL	2008	53

Jury			Technical Data		
FIS Contest Director	DATE Ritchie	FIS	Course Name	Livigno Olympic Slopestyle	
FIS Technical Delegate	MINCEV Konstantin	BUL	Start / Finish Elevation	1980m / 1815m	
Head Judge	ARENS Jason	USA	Vertical Drop / Course Length	165m / 650m	
Chief of Competition	VAN GILDER William	USA	Number of Jump Features	3	
Start Referee	MUZZARELLI Luca	ITA	Number of Jibbing Features	3	
Finish Referee	GIGER Gian Andri	SUI	Judges		
Officials			Panel 1 (Section 1-2)	KIRK Dane	NZL
Course Supervisor	SCHEUMANN Dirk	GER		FJELSTAD Jonas	NOR
Chief of Course	THEUNISSEN Ben	BEL	Panel 2 (Section 3-4)	FERRARI Antonin	FRA
Course Designer	SCHEUMANN Dirk	GER		BJORKLUND Anton	SWE
Course Builder	SCHEUMANN Dirk	GER	Panel 3 (Section 5-6)	TUCKER Will	GBR
				BRANDLI Florian	SUI
			Composition	GRATZ Tobias	AUT
				BEATTIE Victoria	AUS
				CARTER Elliott	CAN



Livigno Snow Park

SAT 7 FEB 2026

Start Time 14:00

Freestyle Skiing

Sci acrobatico / Ski acrobatique

Men's Freeski Slopestyle

Freeski slopestyle uomini / Freeski slopestyle hommes

Qualification

Qualificazione / Qualifications



Start List

Lista di partenza / Liste de départ

REVISED
7 FEB 9:06

SS

Progression system: The top 12 competitors (based on best run) advance to the Final.

Legend:
YB Year of Birth

REVISED Chief of Competition updated.





Results Analysis

Analisi dei risultati / Analyse des résultats

SS

Number of Competitors: 29, Number of NOCs: 12

Rk	Bib	Name	NOC Code	Run	Section 1		Section 2		Section 3		Section 4		Section 5		Section 6		Sections (60%)	Composition (40%)	Score (100%)	Rk		
					Score	Rk	Score	Rk	Score	Rk	Score	Rk	Score	Rk	Score	Rk						
1	1	RUUD Birk	NOR	Run 1	8.40	2	8.60 (17.00)	2 (1)	7.70 (24.70)	23 (1)	6.95 (31.65)	26 (3)	8.15 (39.80)	4 (2)	7.55 (47.35)	11 (2)	47.35 (2)	34.40 (2)	81.75	1		
				Trick ID	x-l-tov-4-con-4	l-4+x-r-3-x-blr-tov-2-con-2	l-sl-r-Mi-8-sf	x-r-DC-14-Jp	x-l-DC-16-BI	I-DC-16-Mu												
				Run 2	1.30	53	9.25 (10.55)	1 (22)	4.35 (14.90)	44 (35)	7.10 (22.00)	22 (26)	1.75 (23.75)	47 (37)	6.90 (30.65)	21 (31)	30.65 (31)	6.40 (36)	37.05	16		
				Trick ID	x-l-tov-4-con-2	l-4-Pr-2+x-r-3-x-blr-tov-2-b-sw	l-sl-r-Mi-4-sf	x-r-DC-14-Jp	x-l-DC-9	I-NB-DC-12-sf												
2	7	FROSTAD Tormod	NOR	Run 1	7.35	9	7.05 (14.40)	4 (3)	9.35 (23.75)	1 (3)	8.50 (32.25)	1 (1)	6.35 (38.60)	26 (3)	7.50 (46.10)	12 (3)	46.10 (3)	33.86 (5)	79.96	2		
				Trick ID	x-l-tov-2-Pr-4	l-NB-2+r-sl-b-3-sw-con-2	r-NB-2-con-C-6	x-r-TB-D-Bio-12-sf	r-DC-14-Jp	I-DC-16-Jp												
				Run 2	7.50	6	5.90 (13.40)	19 (6)	9.20 (22.60)	3 (4)	6.40 (29.00)	31 (5)	6.55 (35.55)	22 (5)	7.65 (43.20)	10 (5)	43.20 (5)	29.60 (11)	72.80	4		
				Trick ID	x-l-tov-2-Pr-4	l-NB-2+r-sl-b-3-sw	r-NB-2-con-C-6-Jp	x-r-TB-D-Bio-12-sf	r-DC-14-ld-Tg	I-DC-16-Jp												
3	12	TJADER Jesper	SWE	Run 1	0.85	55	6.00 (6.85)	16 (47)	7.55 (14.40)	28 (37)	7.05 (21.45)	25 (31)	6.40 (27.85)	25 (29)	7.25 (35.10)	16 (24)	35.10 (24)	1.33 (55)	36.43	18		
				Trick ID	x-l-Blr-OF	x-l-tov-2-Pr-4+r-4-con-2	f-sl-Bio-8	Blr-x-r-Dc-14-Mu	x-l-DC-10-Bb-9	r-DC-16-Mu												
				Run 2	9.50	1	7.45 (16.95)	3 (2)	7.60 (24.55)	24 (2)	7.40 (31.95)	16 (2)	8.25 (40.20)	3 (1)	7.50 (47.70)	12 (1)	47.70 (1)	32.13 (7)	79.83	1		
				Trick ID	x-l-Blr-OF-4	x-l-tov-2-Pr-4+r-4-con-2	f-sl-con-C-8	Blr-x-r-DC-14-Mu	x-l-DC-10-Bb-9-Jp	r-DC-16-Mu												
4	5	SVANCER Matej	AUT	Run 1	8.40	2	1.75 (10.15)	53 (23)	7.00 (17.15)	34 (21)	7.20 (24.35)	20 (16)	7.60 (31.95)	13 (13)	8.05 (40.00)	7 (10)	40.00 (10)	24.13 (18)	64.13	8		
				Trick ID	x-l-Tap-tov-2-con-2	r-lsl-2+r-1+x-2on-con-2	bsl-b-6-sf	I-DC-16-Jp	x-r-DC-9-Jp-Bb-7	x-l-TC-14-sf												
				Run 2	8.40	2	5.70 (14.10)	22 (4)	7.25 (21.35)	32 (5)	7.95 (29.30)	10 (4)	7.80 (37.10)	11 (4)	8.40 (45.50)	1 (4)	45.50 (4)	34.13 (4)	79.63	2		
				Trick ID	x-l-Tap-tov-2-con-2	r-lsl-2+r-1+x-r-blr-2-b-sw	bsl-b-DC-6-sf	noI-DC-16-Jp	x-r-DC-9-Jp-Bb-7	x-l-TC-14-hi-sf												
5	3	RAGETTLI Andri	SUI	Run 1	6.85	12	4.80 (11.65)	28 (10)	5.50 (17.15)	39 (21)	6.90 (24.05)	27 (19)	7.50 (31.55)	14 (14)	8.25 (39.80)	4 (11)	39.80 (11)	35.20 (1)	75.00	3		
				Trick ID	l-4-Pr-2	x-r-2-con-2+r-4-Pr-2	x-l-4-con-2	x-blr-r-D-Bio-12-Mu	l-DC-16-ld-cu	xl-D-bio-16-sf												
				Run 2	6.85	12	2.50 (9.35)	43 (29)	8.00 (17.35)	15 (20)	1.20 (18.55)	51 (42)	0.00 (18.55)	51 (51)	0.00 (18.55)	51 (52)	18.55 (52)	2.40 (54)	20.95	28		
				Trick ID	l-4-Pr-2	x-r-2-con-2+r-4-Pr-2	x-l-4-tov-con-2	x-blr-r-D-Bio-16-Mu	xx	xx												



Results Analysis

Analisi dei risultati / Analyse des résultats

SS

Rk	Bib	Name	NOC Code	Run	Section 1		Section 2		Section 3		Section 4		Section 5		Section 6		Sections (60%)	Composition (40%)	Score (100%)	Rk		
					Score	Rk	Score	Rk	Score	Rk	Score	Rk	Score	Rk	Score	Rk						
6	4	FOREHAND Mac	USA	Run 1	1.65	52	2.20 (3.85)	45 (53)	7.60 (11.45)	24 (47)	5.40 (16.85)	37 (48)	5.45 (22.30)	32 (41)	5.85 (28.15)	30 (36)	28.15 (36)	16.53 (29)	44.68	15		
				Trick ID	x-l-tov-4		l-sl+r-2-on-Pr-2		l-2-con-C-4-Jp		r-DC-12-BI		x-l-DC-12-Mu		NB-l-DC-12-Jp							
				Run 2	6.75	14	4.40 (11.15)	31 (17)	7.75 (18.90)	21 (13)	5.50 (24.40)	34 (15)	9.00 (33.40)	1 (8)	6.80 (40.20)	23 (9)	40.20 (9)	34.26 (3)	74.46	3		
				Trick ID	x-l-tov-4-con-2		x-r-2+r-2-Pr-2		l-2-con-C-4-Jp		r-DC-12-BI		x-l-TC-16-Mu		NB-l-DC-12-Jp							
7	8	BARCLAY Ben	NZL	Run 1	4.55	29	6.60 (11.15)	7 (17)	8.10 (19.25)	14 (10)	7.70 (26.95)	13 (9)	6.45 (33.40)	23 (8)	6.90 (40.30)	21 (8)	40.30 (8)	33.06 (6)	73.36	4		
				Trick ID	x-r-lsl-2-gap-con-2		r-2-on+l-sl-f-3-sw-con-2		x-l-sl-f-Bio-9-sf		x-l-DC-16-Mu		l-DC-14-BI		r-DC-16-sf							
				Run 2	4.55	29	6.65 (11.20)	6 (16)	8.35 (19.55)	9 (9)	8.05 (27.60)	7 (6)	3.40 (31.00)	41 (16)	7.10 (38.10)	19 (18)	38.10 (18)	27.60 (14)	65.70	7		
				Trick ID	x-r-lsl-2-gap-con-2		r-2-on+l-sl-f-3-sw-con-2		x-l-sl-f-Bio-9-Jp		x-l-DC-16-Mu		l-DC-14-Tg		r-DC-16-sf							
8	2	HALL Alex	USA	Run 1	4.50	31	4.75 (9.25)	29 (30)	9.00 (18.25)	5 (17)	8.10 (26.35)	6 (12)	6.45 (32.80)	23 (11)	7.90 (40.70)	8 (7)	40.70 (7)	30.93 (8)	71.63	5		
				Trick ID	x-l-tov-2-gap-Pr-2		x-r-tov-2+55-to-sl-b-sw		r-sl-r-3-sw-con-2		l-DC-16-Mu		x-l-DC-14-l-d-Jp		x-r-DC-9-Bb-7-D-Jp							
				Run 2	4.50	31	2.45 (6.95)	44 (46)	9.00 (15.95)	5 (32)	8.15 (24.10)	4 (18)	6.60 (30.70)	21 (17)	8.15 (38.85)	6 (13)	38.85 (13)	30.13 (9)	68.98	5		
				Trick ID	x-l-tov-2-gap-Pr-2		x-r-tov-2-con-2+55-to-sl-b-sw		r-sl-b-3-sw-con-2		l-DC-16-Mu		x-l-DC-14-l-d-Jp		x-r-TB-DC-9-Bb-7-Jp							
9	6	HARRINGTON Luca	NZL	Run 1	4.35	38	6.25 (10.60)	14 (21)	8.50 (19.10)	8 (11)	8.05 (27.15)	7 (7)	8.05 (35.20)	5 (6)	7.30 (42.50)	15 (6)	42.50 (6)	27.20 (15)	69.70	6		
				Trick ID	r-4-to-x		x-r-2+l-sl-f-sw-b-sw-con-2		x-l-f-6-Scr		x-r-TC-14-sf		x-l-DC-16-Jp		r-DC-10-Bb-9-Jp							
				Run 2	4.40	36	1.00 (5.40)	56 (51)	1.40 (6.80)	54 (56)	1.30 (8.10)	50 (56)	2.30 (10.40)	45 (56)	7.35 (17.75)	14 (53)	17.75 (53)	5.20 (42)	22.95	25		
				Trick ID	r-4-to-x		x-r-2+l-sl-f-sw		l-sl-b-2		r-C-5-l-d-sf		x-l-DC-9-hi-sf		r-DC-10-Bb-9-Jp							
10	11	RALPH Konnor	USA	Run 1	6.40	17	6.50 (12.90)	11 (8)	8.00 (20.90)	15 (6)	5.65 (26.55)	33 (11)	6.30 (32.85)	27 (10)	6.20 (39.05)	29 (12)	39.05 (12)	29.86 (10)	68.91	7		
				Trick ID	r-4-gap-Pr-2		x-r-2-on+r-sl-b-3-sw-Pr-2		x-l-2-b-8-sf		x-l-DC-12-Jp		l-DC-14-Mu		r-DC-14-Ci							
				Run 2	6.75	14	6.55 (13.30)	8 (7)	2.50 (15.80)	50 (34)	3.05 (18.85)	44 (40)	6.30 (25.15)	27 (34)	7.00 (32.15)	20 (27)	32.15 (27)	18.00 (25)	50.15	13		
				Trick ID	r-4-gap-Pr-2		x-r-2-on+r-sl-b-3-sw-Pr-2		x-l-2-b-8		x-l-DC-16		l-DC-14-Mu		r-DC-16-Ci							



Results Analysis

Analisi dei risultati / Analyse des résultats

SS

Rk	Bib	Name	NOC Code	Run	Section 1		Section 2		Section 3		Section 4		Section 5		Section 6		Sections (60%)	Composition (40%)	Score (100%)	Rk		
					Score	Rk	Score	Rk	Score	Rk	Score	Rk	Score	Rk	Score	Rk						
11	9	SCHJERVE Sebastian	NOR	Run 1	4.60	28	6.35 (10.95)	13 (19)	7.60 (18.55)	24 (15)	0.40 (18.95)	56 (38)	0.00 (18.95)	51 (47)	1.00 (19.95)	46 (48)	19.95 (48)	2.93 (51)	22.88	24		
				Trick ID	x-l-lsl-2-gap-Pr-2	x-r-tov-2+tr-sl-l-b-3-sw	r-sl-f-sw-Pr-4	r-DC-10-Bb-9-sf														
				Run 2	5.50	20	5.80 (11.30)	21 (15)	7.60 (18.90)	24 (13)	8.00 (26.90)	9 (10)	5.35 (32.25)	34 (12)	6.45 (38.70)	26 (14)	38.70 (14)	28.93 (12)	67.63	6		
				Trick ID	x-l-lsl-2-gap-Pr-2	x-r-tov-2+tr-sl-l-b-3-sw	r-sl-f-sw-Pr-4	r-DC-10-Bb-9-sf	x-l-DC-12-IT	I-D-Bio-14-Mu												
12	17	GUBSER Kim	SUI	Run 1	3.40	47	2.55 (5.95)	42 (50)	8.20 (14.15)	11 (38)	7.55 (21.70)	15 (28)	8.50 (30.20)	2 (20)	8.30 (38.50)	2 (15)	38.50 (15)	25.60 (17)	64.10	9		
				Trick ID	r-sl-f-sw-con-4	x-r-tov-2-on+bsl-b-sw-to-x	x-l-sl-f-Mi-4-Bb2-rv-Mu	x-r-DC-9-Bb-7-ld-Gui	x-l-DC-16-Mu	I-DC-16-ld-cu												
				Run 2	3.50	45	6.40 (9.90)	12 (26)	8.15 (18.05)	12 (18)	7.60 (25.65)	14 (13)	2.90 (28.55)	43 (25)	8.25 (36.80)	4 (19)	36.80 (19)	20.00 (22)	56.80	11		
				Trick ID	r-sl-f-sw-con-4	x-r-tov-2-on+bsl-b-sw-con-2	x-l-sl-f-Mi-4-Bb2-rv-Mu	x-r-DC-9-Bb-7-ld-Gui	x-l-DC-16	I-DC-16-ld-cu												
13	21	SYRJA Elias	FIN	Run 1	4.40	36	6.95 (11.35)	5 (14)	8.75 (20.10)	7 (7)	2.80 (22.90)	48 (23)	7.10 (30.00)	17 (22)	8.30 (38.30)	2 (17)	38.30 (17)	25.73 (16)	64.03	10		
				Trick ID	x-r-tov-2-gap-con-2	r-2-con-t-x-l-2-con-2	I-NB-2-con-6	x-r-DC-12-Mu	I-NB-DC-12-Jp	x-l-TB-D-Bio-12-sf												
				Run 2	4.45	34	6.20 (10.65)	15 (20)	9.15 (19.80)	4 (8)	2.85 (22.65)	47 (24)	8.00 (30.65)	8 (18)	7.80 (38.45)	9 (16)	38.45 (16)	23.46 (19)	61.91	9		
				Trick ID	x-r-tov-2-gap-con-2	r-2-con-2+x-l-2-con-2	I-NB-2-con-6-sf	x-r-DC-12	I-NB-DC-16-Ci	x-l-TB-D-Bio-12-sf												
14	23	KOIVISTO Kuura	FIN	Run 1	0.50	56	2.20 (2.70)	45 (56)	7.30 (10.00)	31 (53)	4.00 (14.00)	42 (52)	5.15 (19.15)	35 (46)	1.60 (20.75)	36 (47)	20.75 (47)	1.33 (55)	22.08	25		
				Trick ID	r-NB-4-to-x	x-r-tov-2+tr-sl-b-3-sw-to-x	x-l-2-b-6	r-DC-10-sf	I-DC-12-Ng	x-l-OF-5												
				Run 2	3.80	43	5.45 (9.25)	24 (30)	7.75 (17.00)	21 (26)	6.60 (23.60)	29 (22)	5.40 (29.00)	33 (24)	6.40 (35.40)	27 (23)	35.40 (23)	28.53 (13)	63.93	8		
				Trick ID	r-NB-4-to-x	x-r-tov-2+tr-sl-b-3-sw-to-x	x-l-2-con-C-6-sf	r-DC-14-sf	I-DC-12-Ng	x-l-Blr-D-OF-9-BI												
15	28	ROCHE Matias	FRA	Run 1	3.10	48	4.00 (7.10)	32 (44)	6.00 (13.10)	38 (42)	8.40 (21.50)	2 (30)	6.90 (28.40)	18 (26)	6.50 (34.90)	25 (25)	34.90 (25)	19.60 (23)	54.50	12		
				Trick ID	r-NB-2-con-2	x-r-tov-2+tr-sl-b-3-sw-to-x	r-sl-Mi-6-Tg	I-NB-DC-16-Tg	x-l-DC-16-sf	r-DC-14-Ti												
				Run 2	3.05	49	3.70 (6.75)	36 (49)	6.15 (12.90)	37 (43)	8.40 (21.30)	2 (32)	7.85 (29.15)	10 (23)	6.55 (35.70)	24 (22)	35.70 (22)	22.26 (20)	57.96	10		
				Trick ID	r-NB-2-con-2	x-r-tov-2+tr-sl-b-3-sw-to-x	r-sl-Mi-6-Tg	I-NB-DC-16-BI	x-l-DC-16-ld-St	r-DC-14-Mu												



Results Analysis

Analisi dei risultati / Analyse des résultats

SS

Rk	Bib	Name	NOC Code	Run	Section 1		Section 2		Section 3		Section 4		Section 5		Section 6		Sections (60%)	Composition (40%)	Score (100%)	Rk		
					Score	Rk	Score	Rk	Score	Rk	Score	Rk	Score	Rk	Score	Rk						
16	10	McEACHRAN Evan	CAN	Run 1	7.55	5	2.05 (9.60)	48 (27)	7.15 (16.75)	33 (27)	7.15 (23.90)	21 (20)	6.30 (30.20)	27 (20)	5.65 (35.85)	31 (21)	35.85 (21)	22.00 (21)	57.85	11		
				Trick ID	r-Lsl-4-Pr-2	x-r-2+-x-l-2-f-sw-b-sw	l-sl-f-Bio-6-Jp	l-DC-16-St	x-r-DC-14-sf	x-l-DC-14-ld-Tg												
				Run 2	5.15	25	3.55 (8.70)	40 (40)	8.00 (16.70)	15 (28)	7.80 (24.50)	11 (14)	3.75 (28.25)	39 (27)	0.00 (28.25)	51 (35)	28.25 (35)	6.13 (39)	34.38	19		
				Trick ID	r-Lsl-4-gap-to-x	x-r-2+-x-l-2	l-sl-f-Bio-8-sf	l-DC-16-St	x-r-DC-16-sf	xx												
17	19	TABANELLI Miro	ITA	Run 1	3.50	45	1.65 (5.15)	54 (52)	7.50 (12.65)	29 (45)	7.30 (19.95)	18 (37)	8.05 (28.00)	5 (28)	1.50 (29.50)	38 (32)	29.50 (32)	5.86 (40)	35.36	20		
				Trick ID	l-4-Pr-2	x-r-tov-2-con-2+r-sl-f-sw-Pr-2	x-l-sl-f-Bio-8-Jp	r-DC-16-Tg	x-l-D-Bio-16-sf	l-DC-18-cu												
				Run 2	6.70	16	2.15 (8.85)	47 (37)	7.50 (16.35)	29 (31)	6.20 (22.55)	32 (25)	7.80 (30.35)	11 (19)	3.85 (34.20)	34 (26)	34.20 (26)	17.73 (26)	51.93	12		
				Trick ID	l-4-Pr-2	x-r-tov-2-con-2+r-sl-f-sw-Pr-2	x-l-sl-f-Bio-8-Jp	r-DC-16-Tg	x-l-D-Bio-16-sf	l-DC-12-sf												
18	24	LAJUNEN Elias	FIN	Run 1	1.85	51	1.85 (3.70)	50 (54)	4.25 (7.95)	46 (55)	7.25 (15.20)	19 (50)	6.80 (22.00)	19 (43)	0.50 (22.50)	50 (46)	22.50 (46)	3.20 (49)	25.70	23		
				Trick ID	x-r-tov-2	r-2+x-l-1+l-2-to-x	x-l-sl-f-C-4-sf	l-DC-16-Tg	x-l-TC-12-sf	r-DC-14-ld-Jp												
				Run 2	4.30	40	3.95 (8.25)	34 (41)	5.30 (13.55)	40 (39)	3.15 (16.70)	43 (49)	6.80 (23.50)	19 (39)	7.25 (30.75)	16 (30)	30.75 (30)	18.13 (24)	48.88	14		
				Trick ID	x-r-tov-2-Pr-4	r-2+x-l-1+l-2	r-sl-Mi-6-Jp	l-DC-16-Tg	x-l-TC-12-sf	r-DC-16-ld-Jp												
19	29	NORDQVIST Martin	SWE	Run 1	4.50	31	2.65 (7.15)	41 (43)	4.65 (11.80)	42 (46)	5.25 (17.05)	38 (47)	4.90 (21.95)	37 (44)	7.25 (29.20)	16 (33)	29.20 (33)	16.80 (28)	46.00	13		
				Trick ID	x-r-tov-2-con-2	r-2-con-2+x-l-tov-2-con-2	r-sl-b-Mi-6-sf	r-DC-16-sf	x-l-D-bio-12-sf	l-DC-16-Tg												
				Run 2	7.45	8	4.00 (11.45)	32 (13)	5.00 (16.45)	41 (30)	5.50 (21.95)	34 (27)	1.75 (23.70)	47 (38)	1.35 (25.05)	42 (42)	25.05 (42)	10.66 (31)	35.71	18		
				Trick ID	x-r-tov-2-Pr-4	r-2-con-2+x-l-tov-2	r-sl-b-Mi-6-sf	r-DC-16-sf	x-l-Bio-9	l-7												
20	25	BALL Lucas	NZL	Run 1	5.65	19	6.00 (11.65)	16 (10)	1.75 (13.40)	53 (40)	4.70 (18.10)	40 (43)	4.95 (23.05)	36 (40)	4.40 (27.45)	33 (37)	27.45 (37)	17.46 (27)	44.91	14		
				Trick ID	l-Lsl-4-con-2	r-1-Ta-Tap+x-l-4-con-2	x-r-2	r-DC-12-Mu	x-l-D-Bio-12-sf	l-D-Bio-10-Tg												
				Run 2	4.00	42	6.00 (10.00)	16 (25)	1.30 (11.30)	55 (49)	1.20 (12.50)	51 (55)	6.15 (18.65)	30 (50)	1.15 (19.80)	45 (49)	19.80 (49)	5.06 (43)	24.86	24		
				Trick ID	l-Lsl-4-con-2	r-1-Ta-Tap+x-l-4-con-2	x-r-2-Pr-2	Ba	x-l-D-Bio-12-sf	bF												



Results Analysis
Analisi dei risultati / Analyse des résultats

SS

Rk	Bib	Name	NOC Code	Run	Section 1		Section 2		Section 3		Section 4		Section 5		Section 6		Sections (60%)	Composition (40%)	Score (100%)	Rk		
					Score	Rk	Score	Rk	Score	Rk	Score	Rk	Score	Rk	Score	Rk						
21	13	SILDARU Henry	EST	Run 1	6.95	11	5.60 (12.55)	23 (9)	6.40 (18.95)	36 (12)	8.15 (27.10)	4 (8)	8.05 (35.15)	5 (7)	1.50 (36.65)	38 (20)	36.65 (20)	6.40 (36)	43.05	16		
				Trick ID	r-2-f-sw-con-4	x-l-tov-2+r-2-con-2	r-sl-b-3-sw-con-2	I-DC-16-Tg	x-l-DC-16-Tg	r-DC-18-ld-St												
				Run 2	7.00	10	1.80 (8.80)	51 (39)	8.25 (17.05)	10 (24)	0.65 (17.70)	54 (45)	0.00 (17.70)	51 (52)	0.00 (17.70)	51 (54)	17.70 (54)	4.00 (45)	21.70	27		
				Trick ID	r-2-f-sw-con-4	x-l-tov-2+x-r-2-b-3-sw	r-sl-b-3-sw-con-2	I-DC-16-BI	xx	xx												
22	15	BOESCH Fabian	SUI	Run 1	5.30	24	3.65 (8.95)	37 (35)	9.35 (18.30)	1 (16)	0.60 (18.90)	55 (39)	0.00 (18.90)	51 (48)	0.00 (18.90)	51 (50)	18.90 (50)	2.93 (51)	21.83	26		
				Trick ID	x-l-4-tov	r-2-con+1+x-r-tov-2-con-2	Mi-4-con-2	I-DC-16-ld-Tg														
				Run 2	5.50	20	3.65 (9.15)	37 (32)	1.00 (10.15)	56 (52)	7.80 (17.95)	11 (44)	7.90 (25.85)	9 (33)	5.50 (31.35)	32 (29)	31.35 (29)	8.93 (34)	40.28	15		
				Trick ID	x-l-4-tov	r-2+1+x-r-lsl-2-con-2	Mi-4-on	I-DC-16-ld-Tg	x-l-DC-18-sf	x-r-D-Mi-12-sf												
23	22	SIVIGNON Timothe	FRA	Run 1	4.10	41	5.30 (9.40)	27 (28)	2.05 (11.45)	51 (47)	2.90 (14.35)	45 (51)	2.50 (16.85)	44 (53)	6.35 (23.20)	28 (44)	23.20 (44)	15.73 (30)	38.93	17		
				Trick ID	x-r-2-gap-con-2	r-2-on+1+Blr-x-l-2-con-2	I-2	I-DC-16	x-l-DC-9-sf	r-DC-14-Mu												
				Run 2	4.45	34	4.55 (9.00)	30 (34)	8.15 (17.15)	12 (21)	7.10 (24.25)	22 (17)	2.20 (26.45)	46 (31)	0.70 (27.15)	49 (38)	27.15 (38)	4.80 (44)	31.95	22		
				Trick ID	x-r-2-tov-gap-con-2	r-2-on+1+Blr-x-l-2-con-2	I-2-con-4	I-DC-16-Tg	x-l-TC-12-sf	r-DC-14-Mu												
24	14	SAMNOEY Ulrik	NOR	Run 1	4.75	26	2.05 (6.80)	48 (48)	7.85 (14.65)	18 (36)	5.50 (20.15)	34 (34)	4.20 (24.35)	38 (36)	2.50 (26.85)	35 (40)	26.85 (40)	9.20 (33)	36.05	19		
				Trick ID	r-lsl-2-con-2	x-r-sl-f-sw+x-l-ls-f-s-b-sw-con-2	x-l-sl-f-Bio-8-Tg	r-DC-14-Ti	I-DC-16-Tg	x-l-DC-14-Ti												
				Run 2	4.75	26	5.40 (10.15)	25 (23)	7.85 (18.00)	18 (19)	0.85 (18.85)	53 (40)	0.00 (18.85)	51 (49)	0.00 (18.85)	51 (51)	18.85 (51)	2.93 (51)	21.78	26		
				Trick ID	r-lsl-2-con-2	x-r-sl-f-sw+x-l-ls-f-sw-con-4	x-l-sl-f-Bio-8-Tg	r-DC-14-Tg	xx	xx												
25	18	RHYNER Nils	SUI	Run 1	1.20	54	1.80 (3.00)	51 (55)	6.75 (9.75)	35 (54)	2.90 (12.65)	45 (54)	1.40 (14.05)	49 (54)	1.20 (15.25)	44 (55)	15.25 (55)	5.33 (41)	20.58	27		
				Trick ID	r-4-on-to-x	x-r-2-tov+x-l-tov-2	I-4-on	I-DC-14-Mu	r-DC-10-Tg	bF												
				Run 2	3.55	44	5.35 (8.90)	26 (36)	7.80 (16.70)	20 (28)	7.10 (23.80)	22 (21)	7.40 (31.20)	15 (15)	0.75 (31.95)	48 (28)	31.95 (28)	3.86 (48)	35.81	17		
				Trick ID	r-4-to-x	x-r-2-tov+1+x-l-tov-2	I-4-on-con-2	I-DC-14-Mu	r-DC-10-Bb-9-Tg	x-l-TC-12-sf												



Results Analysis

Analisi dei risultati / Analyse des résultats

SS

Rk	Bib	Name	NOC Code	Run	Section 1		Section 2		Section 3		Section 4		Section 5		Section 6		Sections (60%)	Composition (40%)	Score (100%)	Rk		
					Score	Rk	Score	Rk	Score	Rk	Score	Rk	Score	Rk	Score	Rk						
26	20	McCORMICK Chris	GBR	Run 1	7.50	6	6.55 (14.05)	8 (5)	3.00 (17.05)	49 (24)	4.55 (21.60)	41 (29)	3.05 (24.65)	42 (35)	1.25 (25.90)	43 (41)	25.90 (41)	8.00 (35)	33.90	21		
				Trick ID	x-r-tov-2-Pr-4	r-sl-b-2+sl-b-3-sw-Pr-2	x-l-2-Pr-2	x-r-DC-14-Tg	x-l-DC-12-sf	bF												
				Run 2	2.30	50	6.55 (8.85)	8 (37)	2.05 (10.90)	51 (51)	6.60 (17.50)	29 (46)	3.50 (21.00)	40 (45)	1.55 (22.55)	37 (45)	22.55 (45)	10.66 (31)	33.21	20		
				Trick ID	x-r-tov-2-con-2	r-sl-b-2+sl-b-3-sw-Pr-2	x-l-2-Pr-2	x-r-DC-14-sf	x-l-DC-12-Mu	r-7-Ng												
27	26	FORER Julius	AUT	Run 1	5.50	20	1.50 (7.00)	55 (45)	4.00 (11.00)	48 (50)	2.00 (13.00)	49 (53)	0.00 (13.00)	51 (55)	0.00 (13.00)	51 (56)	13.00 (56)	3.20 (49)	16.20	28		
				Trick ID	x-r-Lsl-2-con-2	l-2+r-1-x-l-tov-2	l-sl-Mi-4-Jp	x-l-D-Bio-12-sf	xx	xx												
				Run 2	5.50	20	3.60 (9.10)	39 (33)	4.15 (13.25)	47 (41)	6.75 (20.00)	28 (36)	7.15 (27.15)	16 (30)	1.40 (28.55)	41 (34)	28.55 (34)	4.00 (45)	32.55	21		
				Trick ID	x-r-Lsl-2-con-2	l-2+r-1-x-l-tov-2-con-2	l-sl-Mi-4-Jp	x-l-D-Bio-12-sf	r-DC-16-Jp	x-r-D-Bio-16-sf												
28	16	PODMILSAK Troy	USA	Run 1	4.35	38	3.90 (8.25)	35 (41)	4.50 (12.75)	43 (44)	7.35 (20.10)	17 (35)	5.95 (26.05)	31 (32)	0.85 (26.90)	47 (39)	26.90 (39)	4.00 (45)	30.90	22		
				Trick ID	r-4-to-x	x-r-2-con-2+sl-f-sw-Pr-2	x-l-2-con-4	x-r-DC-14-Eg	x-l-D-Bio-12-sf	r-TC-18-Miu												
				Run 2	5.70	18	5.90 (11.60)	19 (12)	4.30 (15.90)	45 (33)	5.20 (21.10)	39 (33)	1.00 (22.10)	50 (42)	1.45 (23.55)	40 (43)	23.55 (43)	6.26 (38)	29.81	23		
				Trick ID	r-4-Pr-2	x-r-2-con-2+sl-f-sw-b-sw-con-2	x-l-2-con-4	x-r-DC-16-Bui	Str-A	r-Rd-7-sf												
27		HARLAUT Henrik	SWE	Run 1															DNS			
				Trick ID																		
				Run 2																	DNS	
				Trick ID																		

Conditions on course:

SUNNY

Snow Conditions: Packed

Snow Temperature: -5°C / 24°F

Air Temperature: 1°C / 33°F

Progression system: The top 12 competitors (based on best run) advance to the Final.

Note:

For further information on Trick IDs, please consult: <https://www.fis-ski.com/DB/freestyle-freeski/freeski/trick-list.html>

Legend:

DNS Did Not Start Rk Rank YB Year of Birth



Results Summary
Riepilogo risultati / Synthèse des résultats

SS

Number of Competitors: 29, Number of NOCs: 12

Rank	Bib	FIS Code	Name	NOC Code	YB	Run	Sections (60%)	Composition (40%)	Score (100%)	Best Score	FIS Points
1	1	2532704	RUUD Birk	NOR	2000	Run 1	49.75	36.53	86.28	86.28	1000.00
						Run 2	34.95	10.13	45.08		
						Run 3	6.30	1.86	8.16		
2	2	2532249	HALL Alex	USA	1998	Run 1	37.45	15.20	52.65	85.75	824.90
						Run 2	48.95	36.80	85.75		
						Run 3	3.50	4.53	8.03		
3	6	2534919	HARRINGTON Luca	NZL	2004	Run 1	24.35	3.20	27.55	85.15	686.40
						Run 2	32.05	3.46	35.51		
						Run 3	51.55	33.60	85.15		
4	3	2530747	RAGETTLI Andri	SUI	1998	Run 1	43.05	35.60	78.65	78.65	576.50
						Run 2	14.60	5.20	19.80		
						Run 3	14.90	6.13	21.03		
5	12	2530203	TJADER Jesper	SWE	1994	Run 1	44.15	33.06	77.21	77.21	488.80
						Run 2	9.85	1.73	11.58		
						Run 3	0.85	1.06	1.91		
6	9	2533816	SCHJERVE Sebastian	NOR	2000	Run 1	18.90	9.60	28.50	76.20	418.50
						Run 2	0.45	0.93	1.38		
						Run 3	41.40	34.80	76.20		
7	5	2534614	SVANCER Matej	AUT	2004	Run 1	27.10	3.46	30.56	73.71	361.70
						Run 2	0.70	1.06	1.76		
						Run 3	43.05	30.66	73.71		
8	8	2533673	BARCLAY Ben	NZL	2002	Run 1	38.60	30.80	69.40	69.40	315.40
						Run 2	10.00	7.73	17.73		
						Run 3	8.90	8.66	17.56		
9	11	2534013	RALPH Konnor	USA	2003	Run 1	25.00	11.20	36.20	66.76	277.30
						Run 2	41.70	25.06	66.76		
						Run 3	19.10	16.80	35.90		
10	17	2532212	GUBSER Kim	SUI	2000	Run 1	16.35	5.86	22.21	57.68	245.60
						Run 2	13.95	2.66	16.61		
						Run 3	36.75	20.93	57.68		
11	4	2532945	FOREHAND Mac	USA	2001	Run 1	0.45	0.80	1.25	55.93	218.80
						Run 2	32.60	23.33	55.93		
						Run 3	13.35	2.26	15.61		
12	7	2533813	FROSTAD Tormod	NOR	2002	Run 1	28.85	4.53	33.38	42.51	195.90
						Run 2	35.05	7.46	42.51		
						Run 3	25.30	3.86	29.16		



Results Summary

Riepilogo risultati / Synthèse des résultats

SS

Rank	Bib	FIS Code	Name	NOC Code	YB	Run	Sections (60%)	Composition (40%)	Score (100%)	Best Score	FIS Points
Results from Qualification											
13	21	2533833	SYRJA Elias	FIN	1998	Run 1	38.30	25.73	64.03	64.03	176.10
						Run 2	38.45	23.46	61.91		
14	23	2534081	KOIVISTO Kuura	FIN	2000	Run 1	20.75	1.33	22.08	63.93	158.50
						Run 2	35.40	28.53	63.93		
15	28	2535384	ROCHE Matias	FRA	2003	Run 1	34.90	19.60	54.50	57.96	142.80
						Run 2	35.70	22.26	57.96		
16	10	2530122	McEACHRAN Evan	CAN	1997	Run 1	35.85	22.00	57.85	57.85	128.50
						Run 2	28.25	6.13	34.38		
17	19	2537178	TABANELLI Miro	ITA	2004	Run 1	29.50	5.86	35.36	51.93	115.30
						Run 2	34.20	17.73	51.93		
18	24	2539386	LAJUNEN Elias	FIN	2007	Run 1	22.50	3.20	25.70	48.88	103.00
						Run 2	30.75	18.13	48.88		
19	29	2534492	NORDQVIST Martin	SWE	2003	Run 1	29.20	16.80	46.00	46.00	91.40
						Run 2	25.05	10.66	35.71		
20	25	2539875	BALL Lucas	NZL	2008	Run 1	27.45	17.46	44.91	44.91	80.30
						Run 2	19.80	5.06	24.86		
21	13	2535732	SILDARU Henry	EST	2006	Run 1	36.65	6.40	43.05	43.05	69.50
						Run 2	17.70	4.00	21.70		
22	15	2530746	BOESCH Fabian	SUI	1997	Run 1	18.90	2.93	21.83	40.28	59.10
						Run 2	31.35	8.93	40.28		
23	22	2534218	SIVIGNON Timothe	FRA	2003	Run 1	23.20	15.73	38.93	38.93	49.00
						Run 2	27.15	4.80	31.95		
24	14	2533820	SAMNOEY Ulrik	NOR	2002	Run 1	26.85	9.20	36.05	36.05	39.00
						Run 2	18.85	2.93	21.78		
25	18	2533952	RHYNER Nils	SUI	2002	Run 1	15.25	5.33	20.58	35.81	29.20
						Run 2	31.95	3.86	35.81		
26	20	2532689	McCORMICK Chris	GBR	1998	Run 1	25.90	8.00	33.90	33.90	19.50
						Run 2	22.55	10.66	33.21		
27	26	2533329	FORER Julius	AUT	2000	Run 1	13.00	3.20	16.20	32.55	9.90
						Run 2	28.55	4.00	32.55		
28	16	2535007	PODMILSAK Troy	USA	2004	Run 1	26.90	4.00	30.90	30.90	0.40
						Run 2	23.55	6.26	29.81		
	27	2530165	HARLAUT Henrik	SWE	1991	Run 1			DNS	DNS	
						Run 2			DNS		



Results Summary

Riepilogo risultati / Synthèse des résultats

SS

Jury			Technical Data		
FIS Contest Director	DATE Ritchie	FIS	Course Name	Livigno Olympic Slopestyle	
FIS Technical Delegate	MINCEV Konstantin	BUL	Start / Finish Elevation	1980m / 1815m	
Head Judge	ARENS Jason	USA	Vertical Drop / Course Length	165m / 650m	
Chief of Competition	van GILDER William	USA	Number of Jump Features	3	
Start Referee	MUZZARELLI Luca	ITA	Number of Jibbing Features	3	
Finish Referee	GIGER Gian Andri	SUI	Judges		
Officials			Panel 1 (Section 1-2)	KIRK Dane	NZL
Course Supervisor	SCHEUMANN Dirk	GER		FJELSTAD Jonas	NOR
Chief of Course	THEUNISSEN Ben	BEL	Panel 2 (Section 3-4)	FERRARI Antonin	FRA
Course Designer	SCHEUMANN Dirk	GER		BJORKLUND Anton	SWE
Course Builder	SCHEUMANN Dirk	GER	Panel 3 (Section 5-6)	TUCKER Will	GBR
				BRANDLI Florian	SUI
			Composition	GRATZ Tobias	AUT
				BEATTIE Victoria	AUS
				CARTER Elliott	CAN

Conditions on course:					
Qualification: SUNNY	Snow Conditions: HardPacked	Snow Temperature: -5°C / 23°F	Air Temperature: 1°C / 34°F		
Final: MOSTLY CLOUDY	Snow Conditions: Packed	Snow Temperature: -6°C / 22°F	Air Temperature: -2°C / 29°F		

Legend:			
DNS	Did Not Start	YB	Year of Birth



Results Analysis
Analisi dei risultati / Analyse des résultats

SS

Number of Competitors: 12, Number of NOCs: 6

Rk	Bib	Name	NOC Code	Run	Section 1		Section 2		Section 3		Section 4		Section 5		Section 6		Sections (60%)	Composition (40%)	Score (100%)	Rk		
					Score	Rk	Score	Rk	Score	Rk	Score	Rk	Score	Rk	Score	Rk						
1	1	RUUD Birk	NOR	Run 1	8.35	8	8.85 (17.20)	3 (5)	8.15 (25.35)	10 (4)	8.80 (34.15)	2 (3)	8.10 (42.25)	5 (2)	7.50 (49.75)	4 (2)	49.75 (2)	36.53 (2)	86.28	1		
				Trick ID	x-l-tov-4-con-4	l-sl-4-Pr-2+x-r-3+Bl-r-x-l-tov-2	l-tko-r-Bio-8-sf	x-r-DC-18-sf	x-l-DC-16-BI	l-NB-DC-16-sf												
				Run 2	8.35	8	8.95 (17.30)	2 (4)	7.05 (24.35)	20 (5)	5.20 (29.55)	15 (6)	3.75 (33.30)	16 (10)	1.65 (34.95)	16 (13)	34.95 (13)	10.13 (15)	45.08	4		
				Trick ID	x-l-tov-4-con-4	l-sl-Pr-2+x-r-3+Bl-r-x-l-tov-2-con-2	l-tko-r-Bio-8-sf	x-r-DC-18	x-l-DC-12Mu	l-NB-DC-12												
2	2	HALL Alex	USA	Run 1	4.00	23	1.65 (5.65)	24 (27)	9.00 (14.65)	2 (18)	8.05 (22.70)	7 (17)	6.30 (29.00)	8 (14)	8.45 (37.45)	2 (10)	37.45 (10)	15.20 (13)	52.65	5		
				Trick ID	x-l-tov-2-Pr-2	x-r-tko-2-con-2+r-sl-f-sw-con-2	r-sl-b-3-sw-Pr-4	l-DC-16-Mu	x-l-DC-14-ld-Jp	x-r-TB-DC-9-Bb-7-D-Jp												
				Run 2	9.30	2	8.35 (17.65)	5 (2)	9.05 (26.70)	1 (1)	7.50 (34.20)	12 (1)	6.30 (40.50)	8 (3)	8.45 (48.95)	2 (3)	48.95 (3)	36.80 (1)	85.75	1		
				Trick ID	x-l-tov-2-Pr-2	x-r-tko-2-con-2+r-sl-f-3-sw-Pr-2	r-sl-b-3-sw-Pr-4	l-DC-16-Mu	x-l-TB-DC-14-ld-Jp	x-r-TB-DC-9-Bb-7-D-Jp												
3	6	HARRINGTON Luca	NZL	Run 1	3.50	26	7.00 (10.50)	9 (15)	8.10 (18.60)	11 (14)	5.00 (23.60)	16 (16)	0.75 (24.35)	26 (19)	0.00 (24.35)	23 (20)	24.35 (20)	3.20 (28)	27.55	10		
				Trick ID	r-6-con-2	x-r-2+l-sl-f-sw-f-sw-con-4	x-l-sl-f-C-6-Scr	x-l-DC-18-Jp	x-r-TC-16-sf	xx												
				Run 2	8.75	5	5.80 (14.55)	14 (8)	8.10 (22.65)	11 (8)	8.50 (31.15)	6 (5)	0.90 (32.05)	24 (12)	0.00 (32.05)	23 (15)	32.05 (15)	3.46 (26)	35.51	6		
				Trick ID	r-6-con-2	x-r-2+l-sl-f-sw-Pr-2	x-l-sl-f-C-6-Scr	x-l-DC-18-Jp	x-r-TC-16-Eg	xx												
3	6	HARRINGTON Luca	NZL	Run 3	9.20	3	8.35 (17.55)	5 (3)	8.10 (25.65)	11 (3)	8.55 (34.20)	3 (1)	8.30 (42.50)	3 (1)	9.05 (51.55)	1 (1)	51.55 (1)	33.60 (5)	85.15	1		
				Trick ID	r-6-con-2	x-r-2+l-sl-f-sw-f-sw-con-4	x-l-sl-f-C-6-Scr	x-l-DC-18-Jp	x-r-TC-16-Ci	r-DC-14-Bb-12-Ci												



Results Analysis

Analisi dei risultati / Analyse des résultats

SS

Rk	Bib	Name	NOC Code	Run	Section 1		Section 2		Section 3		Section 4		Section 5		Section 6		Sections (60%)	Composition (40%)	Score (100%)	Rk		
					Score	Rk	Score	Rk	Score	Rk	Score	Rk	Score	Rk	Score	Rk						
4	3	RAGETTLI Andri	SUI	Run 1	7.10	14	7.05 (14.15)	8 (9)	7.25 (21.40)	19 (10)	7.45 (28.85)	13 (9)	7.60 (36.45)	6 (6)	6.60 (43.05)	8 (5)	43.05 (5)	35.60 (3)	78.65	2		
				Trick ID	I-4-gap-Pr-2	x-r-2-Pr-2+r-4-Pr-2	x-l-2-Mi-4-Jp	x-l-D-Bio-14-Mu	x-r-Blr-D-Bio-16-sf	I-DC-16-St												
				Run 2	3.50	26	1.20 (4.70)	27 (30)	1.10 (5.80)	30 (30)	1.85 (7.65)	20 (29)	2.40 (10.05)	18 (27)	4.55 (14.60)	11 (25)	14.60 (25)	5.20 (22)	19.80	7		
				Trick ID	I-4-gap-to-x	I-sl+r-Lsl	r-sl-to-x	x-l-7	x-Blr-r-Bio-9-sf	I-DC-12-Mu												
				Run 3	7.20	13	2.10 (9.30)	19 (19)	1.80 (11.10)	26 (25)	1.50 (12.60)	22 (24)	1.15 (13.75)	21 (25)	1.15 (14.90)	19 (24)	14.90 (24)	6.13 (20)	21.03	7		
				Trick ID	I-4-gap-Pr-2	x-r-tov-2-Pr-2+x-l-1+r-Lsl	r-sl-b-2	ff	ff	ff												
5	12	TJADER Jesper	SWE	Run 1	9.20	3	7.00 (16.20)	9 (6)	7.70 (23.90)	18 (6)	4.70 (28.60)	17 (10)	8.70 (37.30)	1 (5)	6.85 (44.15)	7 (4)	44.15 (4)	33.06 (6)	77.21	3		
				Trick ID	x-r-OF-to-x	x-l-tov-2-Pr-4+r-4-con-2	r-fsl-b-8-sf	x-Blr-r-DC-14-Mu	x-l-DC-10-Bb-9-Jp	r-DC-16-Mu												
				Run 2	9.50	1	0.35 (9.85)	32 (17)	0.00 (9.85)	31 (26)	0.00 (9.85)	30 (27)	0.00 (9.85)	28 (28)	0.00 (9.85)	23 (29)	9.85 (29)	1.73 (32)	11.58	10		
				Trick ID	x-r-tov-OF-to-x	x-l-tov-2-Pr-2+xx																
				Run 3	0.85	33	0.00 (0.85)	33 (33)	0.00 (0.85)	31 (33)	0.00 (0.85)	30 (33)	0.00 (0.85)	28 (33)	0.00 (0.85)	23 (33)	0.85 (33)	1.06 (33)	1.91	12		
				Trick ID	x-r-tov-OF																	
6	9	SCHJERVE Sebastian	NOR	Run 1	4.00	23	1.85 (5.85)	21 (26)	7.75 (13.60)	16 (21)	2.50 (16.10)	19 (20)	1.20 (17.30)	20 (22)	1.60 (18.90)	17 (22)	18.90 (22)	9.60 (16)	28.50	9		
				Trick ID	x-l-tov-2-Pr-2	x-r-tov-2+l-sl	r-sl-f-sw-f-sw-con-2	r-DC-10-sf	I-3-sf	I-Rd-7-Mu												
				Run 2	0.45	35	0.00 (0.45)	33 (35)	0.00 (0.45)	31 (35)	0.00 (0.45)	30 (35)	0.00 (0.45)	28 (35)	0.00 (0.45)	23 (35)	0.45 (35)	0.93 (35)	1.38	12		
				Trick ID	x-l-tov-gap-b-sw-con-2																	
				Run 3	7.00	15	6.50 (13.50)	12 (10)	7.95 (21.45)	15 (9)	7.60 (29.05)	11 (8)	5.80 (34.85)	12 (7)	6.55 (41.40)	9 (8)	41.40 (8)	34.80 (4)	76.20	2		
				Trick ID	x-l-tov-gap-b-sw-con-2	x-r-tov-2+r-sl-b-3-sw-con-2	r-sl-f-sw-f-sw-con-2	r-DC-10-Bb-9-sf	x-l-DC-12-Eg	I-D-bio-14-Mu												
7	5	SVANCER Matej	AUT	Run 1	8.75	5	9.25 (18.00)	1 (1)	8.55 (26.55)	6 (2)	0.55 (27.10)	28 (12)	0.00 (27.10)	28 (16)	0.00 (27.10)	23 (17)	27.10 (17)	3.46 (26)	30.56	8		
				Trick ID	x-l-tov-2-con-4	x-r-tov-2+l-sl-f-5-sw-con-2	bsl-BaF-Jp	x-r-DC-9-Bb7-Cg	xx	xx												
				Run 2	0.70	34	0.00 (0.70)	33 (34)	0.00 (0.70)	31 (34)	0.00 (0.70)	30 (34)	0.00 (0.70)	28 (34)	0.00 (0.70)	23 (34)	0.70 (34)	1.06 (33)	1.76	11		
				Trick ID	x-l-tov-2-con-4	xx	xx															
				Run 3	8.60	7	6.00 (14.60)	13 (7)	8.60 (23.20)	5 (7)	8.00 (31.20)	9 (4)	8.30 (39.50)	3 (4)	3.55 (43.05)	14 (5)	43.05 (5)	30.66 (8)	73.71	3		
				Trick ID	x-l-tov-2-con-4	x-r-tov-2+l-sl-f-3-sw	r-bsl-BaF-Jp	x-r-DC-9-Bb7-Jp	x-l-Pre-TC-12-nim	I-DC-14-Jp												



Results Analysis
 Analisi dei risultati / Analyse des résultats

SS

Rk	Bib	Name	NOC Code	Run	Section 1		Section 2		Section 3		Section 4		Section 5		Section 6		Sections (60%)	Composition (40%)	Score (100%)	Rk		
					Score	Rk	Score	Rk	Score	Rk	Score	Rk	Score	Rk	Score	Rk						
8	8	BARCLAY Ben	NZL	Run 1	4.50	21	8.45 (12.95)	4 (11)	8.30 (21.25)	7 (11)	8.05 (29.30)	7 (7)	3.50 (32.80)	17 (11)	5.80 (38.60)	10 (9)	38.60 (9)	30.80 (7)	69.40	4		
				Trick ID	x-r-lsl-2-gap-con-2	r-2-on+1-sl-f-3-sw-con-2	x-l-sl-f-Bio-9-Jp	x-l-DC-16-Mu	I-DC-14-Tg	r-DC-16-sf												
				Run 2	4.25	22	1.15 (5.40)	28 (28)	1.50 (6.90)	28 (28)	1.00 (7.90)	27 (28)	1.10 (9.00)	22 (29)	1.00 (10.00)	22 (28)	10.00 (28)	7.73 (18)	17.73	8		
				Trick ID	x-r-tov-2-con-2	r-2-on+1-sl-f-3-sw	I-sl-b-2	Str-A	r-3	Str-A												
				Run 3	2.45	30	1.45 (3.90)	25 (31)	1.50 (5.40)	28 (31)	1.15 (6.55)	25 (30)	1.10 (7.65)	22 (30)	1.25 (8.90)	18 (30)	8.90 (30)	8.66 (17)	17.56	8		
Trick ID	x-r-tov-2	r-2-on+1-sl-f-3-sw	I-sl-b-2	r-3-sf	r-1-sf	0-sf																
9	11	RALPH Konnor	USA	Run 1	6.50	16	4.30 (10.80)	16 (14)	3.00 (13.80)	24 (19)	1.40 (15.20)	23 (21)	6.00 (21.20)	11 (20)	3.80 (25.00)	12 (19)	25.00 (19)	11.20 (14)	36.20	6		
				Trick ID	r-sl-f-sw-con-4	x-r-but-2b-sw+r-sl-b-3-sw	r-sl-b-4	x-l-5-Jp	I-DC-14-Mu	r-DC-12-sf												
				Run 2	6.05	18	6.85 (12.90)	11 (12)	7.75 (20.65)	16 (12)	7.90 (28.55)	10 (11)	6.10 (34.65)	10 (8)	7.05 (41.70)	5 (7)	41.70 (7)	25.06 (9)	66.76	2		
				Trick ID	r-sl-f-sw-con-4	x-r-ko-1-b-sw+r-sl-b-3-sw-Pr-2	x-l-2-b-8	x-l-DC-16-Jp	I-DC-14-Tg	r-DC-16-Mu												
				Run 3	6.30	17	2.25 (8.55)	18 (21)	3.25 (11.80)	23 (23)	1.05 (12.85)	26 (23)	5.10 (17.95)	13 (21)	1.15 (19.10)	19 (21)	19.10 (21)	16.80 (12)	35.90	5		
Trick ID	r-sl-f-sw-con-4	x-r-ko-1-b-sw+r-sl-b-3-sw-to-x	x-l-sl-C-4-Jp	I-3-sf	I-TC-18-sf	bF																
10	17	GUBSER Kim	SUI	Run 1	4.75	20	1.45 (6.20)	25 (25)	3.30 (9.50)	22 (27)	1.70 (11.20)	21 (26)	4.10 (15.30)	15 (23)	1.05 (16.35)	21 (23)	16.35 (23)	5.86 (21)	22.21	11		
				Trick ID	r-sl-f-sw-con-4	x-r-2+r-sl-b-3-sw	x-l-sl-Rd-4	x-r-7	x-l-DC-12-Mu	Str-A-DNg												
				Run 2	3.65	25	1.70 (5.35)	23 (29)	8.20 (13.55)	8 (22)	0.40 (13.95)	29 (22)	0.00 (13.95)	28 (24)	0.00 (13.95)	23 (26)	13.95 (26)	2.66 (29)	16.61	9		
				Trick ID	r-sl-f-sw-con-4	x-r-2+r-sl-b-3-sw-Pr-2	x-l-sl-f-C-4-Bb-2-op-Mu	x-r-DC-9-Bb-7-Gui	xx	xx												
				Run 3	3.50	26	7.85 (11.35)	7 (13)	8.20 (19.55)	8 (13)	6.45 (26.00)	14 (14)	7.55 (33.55)	7 (9)	3.20 (36.75)	15 (11)	36.75 (11)	20.93 (11)	57.68	4		
Trick ID	r-sl-f-sw-con-4	x-r-2+r-sl-b-3-sw-Pr-2	x-l-sl-f-C-4-Bb-2-op-Mu	x-r-DC-9-Bb-7-Gui	x-l-DC-16-Mu	I-DC-16-cu																
11	4	FOREHAND Mac	USA	Run 1	0.45	35	0.00 (0.45)	33 (35)	0.00 (0.45)	31 (35)	0.00 (0.45)	30 (35)	0.00 (0.45)	28 (35)	0.00 (0.45)	23 (35)	0.45 (35)	0.80 (36)	1.25	12		
				Trick ID	x-l-tov-6																	
				Run 2	8.30	10	1.95 (10.25)	20 (16)	8.00 (18.25)	14 (15)	3.00 (21.25)	18 (19)	4.30 (25.55)	14 (17)	7.05 (32.60)	5 (14)	32.60 (14)	23.33 (10)	55.93	3		
				Trick ID	x-l-tov-6-to-x	x-r-2-con-2+sl-b-3-sw-con-2	I-2-f-8-sf	r-DC-12-sf	x-l-DC-12-Mu	I-NB-DC-12-Jp												
				Run 3	8.30	10	0.85 (9.15)	30 (20)	2.10 (11.25)	25 (24)	1.25 (12.50)	24 (25)	0.85 (13.35)	25 (26)	0.00 (13.35)	23 (27)	13.35 (27)	2.26 (30)	15.61	9		
Trick ID	x-l-tov-6-to-x	x-r-2-con-2+sl-b-3-sw	I-sl-b-4	0	0-sh	xx																



Results Analysis
Analisi dei risultati / Analyse des résultats

SS

Rk	Bib	Name	NOC Code	Run	Section 1		Section 2		Section 3		Section 4		Section 5		Section 6		Sections (60%)	Composition (40%)	Score (100%)	Rk
					Score	Rk	Score	Rk	Score	Rk	Score	Rk	Score	Rk	Score	Rk				
12	7	FROSTAD Tormod	NOR	Run 1	7.65	12	1.75 (9.40)	22 (18)	8.85 (18.25)	3 (15)	8.55 (26.80)	3 (13)	2.05 (28.85)	19 (15)	0.00 (28.85)	23 (16)	28.85 (16)	4.53 (23)	33.38	7
				Trick ID	x-l-tov-4-con-2		x-r-TB-to-NB-2-on-r-sl-b-3-sw		r-NB-2-con-C-6-Jp		x-r-TB-D-Bio-12-sf		r-NB-TC-14-sf		xx					
				Run 2	1.15	31	5.65 (6.80)	15 (23)	6.90 (13.70)	21 (20)	8.90 (22.60)	1 (18)	8.65 (31.25)	2 (13)	3.80 (35.05)	12 (12)	35.05 (12)	7.46 (19)	42.51	5
				Trick ID	x-l-tov-4		l-NB-2+r-sl-b-3-sw		x-r-sl-f-C-6		x-r-TB-DC-12-IT		r-NB-TC-14-sf		l-DC-16-Jp					
				Run 3	3.15	29	4.00 (7.15)	17 (22)	8.85 (16.00)	3 (17)	8.55 (24.55)	3 (15)	0.75 (25.30)	26 (18)	0.00 (25.30)	23 (18)	25.30 (18)	3.86 (25)	29.16	6
				Trick ID	x-l-tov-4-gap-con-2		x-r-TB-to-NB-2+r-sl-b-3-sw-Pr-4		r-NB-2-con-C-6-Jp		x-r-TB-D-Bio-12-IT		r-NB-10		xx					

Conditions on course: MOSTLY CLOUDY	Snow Conditions: Packed	Snow Temperature: -6°C / 22°F	Air Temperature: -2°C / 29°F
---	--------------------------------	--------------------------------------	-------------------------------------

Note:
For further information on Trick IDs, please consult: <https://www.fis-ski.com/DB/freestyle-freeski/freeski/trick-list.html>

Legend:
Rk Rank YB Year of Birth



Start List

Lista di partenza / Liste de départ

BA

Number of Competitors: 27, Number of NOCs: 14

Start Order	Bib	FIS Code	Name	NOC Code	YB	FIS Seeding Rank
1	10	2534563	GU Ailing Eileen	CHN	2003	11
2	5	2534255	LIU Mengting	CHN	2004	6
3	3	2532831	HOEFFLIN Sarah	SUI	1991	4
4	1	2538904	TABANELLI Flora	ITA	2007	1
5	4	2533924	OLDHAM Megan	CAN	2001	5
6	6	2534885	MUIR Kirsty	GBR	2004	7
7	2	2532209	GREMAUD Mathilde	SUI	2000	3
8	8	2532452	WOLF Lara	AUT	2000	9
9	7	2532733	KARAVA Anni	FIN	2000	8
10	9	2533135	HARWOOD Rell	USA	2001	10
11	16	2535091	YANG Ruyi	CHN	2005	19
12	12	2535753	MOHR Muriel	GER	2006	14
13	21	2540229	KRUMME Avery	USA	2008	28
14	15	2533050	HAMILL Marin	USA	2001	17
15	13	2534921	ANDREWS Ruby Star	NZL	2004	15
16	11	2538748	URNESS Naomi	CAN	2004	12
17	18	2532574	KOTSAR Kateryna	UKR	2000	23
18	17	2531561	TANNO Giulia	SUI	1998	21
19	14	2537064	ANDRASKA Anouk	SUI	2004	16
20	19	2532939	GASKELL Elena	CAN	2001	25
21	22	2537372	DUMONT ZANELLA Kim	FRA	2005	30
22	25	2539061	TROTTER Sylvia	NZL	2007	33
23	26	2539335	GASSLITTER Maria	ITA	2006	35
24	29	2534245	CLARKE Skye	CAN	2002	40
25	27	2531917	EIE Sandra	NOR	1995	36
26	24	2533087	HENDERSON Grace	USA	2001	32
27	28	2533643	KOGA Yuna	JPN	2002	39

Jury			Technical Data		
FIS Contest Director	DATE Ritchie	FIS	Course Name	Livigno Olympic Big Air	
FIS Technical Delegate	KROM Paco	NED	In-Run Length / Pitch	75m / 39°	
Head Judge	ARENS Jason	USA	Take-off to Knoll	18m	
Chief of Competition	REUSSER Eliane	SUI	Jump Height	5m	
Start Referee	MUZZARELLI Luca	ITA	Landing Pitch	38°	
Finish Referee	GIGER Gian Andri	SUI	Judges		
Officials			Judge 1	KIRK Dane	NZL
Course Supervisor	KAISER Maximilian	GER	Judge 2	BRANDLI Florian	SUI
Chief of Course	KRALJ Nejc	SLO	Judge 3	GRATZ Tobias	AUT
Course Designer	SCHEUMANN Dirk	GER	Judge 4	BJORKLUND Anton	SWE
Course Builder	SCHEUMANN Dirk	GER	Judge 5	CARTER Elliott	CAN
			Judge 6	FJELSTAD Jonas	NOR

Progression system: The top 12 competitors (total of two best different runs) advance to the Final.

Legend:
YB Year of Birth



Results Summary
Riepilogo risultati / Synthèse des résultats

BA

Number of Competitors: 27, Number of NOCs: 14

Rank	Bib	FIS Code	Name	NOC Code	YB	Run	Trick ID	J1	J2	J3	J4	J5	J6	Score	Jl	Total	FIS Points
1	4	2533924	OLDHAM Megan	CAN	2001	Run 1	x-l-D-12-sf	93	94	92	92	92	91	91.75	A	180.75	1000.00
						Run 2	l-D-12-Mu	89	89	89	88	89	90	89.00	B		
						Run 3	x-l-D-14-Mu								DNI	A	
2	10	2534563	GU Ailing Eileen	CHN	2003	Run 1	r-D-14-Ci	89	90	90	90	90	90	90.00	A	179.00	824.50
						Run 2	l-D-12-Tx	60	63	60	60	63	62	64.25	B		
						Run 3	l-D-12-Tx	89	89	89	88	89	90	89.00	B		
3	1	2538904	TABANELLI Flora	ITA	2007	Run 1	l-D-14-Ci	89	90	90	90	90	90	90.00	A	178.25	685.70
						Run 2	x-l-D-10-Mu	85	85	85	83	83	83	84.00	B		
						Run 3	l-D-16-Ci	94	95	94	94	94	95	94.25	A		
4	6	2534885	MUIR Kirsty	GBR	2004	Run 1	r-D-10-Mu	80	82	81	82	82	83	81.75	A	174.75	575.40
						Run 2	l-D-16-Ci	93	93	93	94	93	93	93.00	B		
						Run 3	l-D-14-Tg								DNI	B	
5	8	2532452	WOLF Lara	AUT	2000	Run 1	x-l-D-Bio-12-sf	95	93	94	92	93	94	93.50	A	169.75	487.40
						Run 2	l-D-12-Tg	25	48	20	20	21	23	24.00	B		
						Run 3	l-D-12-Tg	75	76	77	72	77	77	76.25	B		
6	11	2538748	URNESS Naomi	CAN	2004	Run 1	r-D-12-sf	85	87	87	86	87	87	86.75	A	168.75	416.70
						Run 2	x-r-Bio-10-Mu	45	15	17	16	19	19	16.75	B		
						Run 3	x-r-Bio-10-Mu	79	83	82	81	83	82	82.00	B		
7	5	2534255	LIU Mengting	CHN	2004	Run 1	l-D-14-Ci	45	44	40	40	45	43	43.00	A	166.00	359.50
						Run 2	l-D-14-Ci	90	90	90	90	90	90	90.00	A		
						Run 3	r-D-14-Ci	72	77	78	77	75	75	76.00	B		
8	7	2532733	KARAVA Anni	FIN	2000	Run 1	x-l-10-l-d-Tg	81	81	80	80	80	84	80.50	A	164.25	312.90
						Run 2	l-D-10-Mu	84	83	83	84	84	85	83.75	B		
						Run 3	x-l-D-12-Mu								DNI	A	
9	26	2539335	GASSLITTER Maria	ITA	2006	Run 1	x-l-D-9-J	76	77	78	79	78	79	78.00	A	159.25	274.40
						Run 2	l-D-10-Mu	84	81	81	81	82	83	81.25	B		
						Run 3	x-l-D-9-J								DNI	A	
10	18	2532574	KOTSAR Kateryna	UKR	2000	Run 1	l-D-10-Mu	82	82	82	82	82	83	82.00	A	156.00	242.30
						Run 2	x-l-Bio-9-Ci	72	74	72	72	73	72	72.00	B		
						Run 3	x-l-D-10-sf	75	73	74	74	74	74	74.00	B		
11	2	2532209	GREMAUD Mathilde	SUI	2000	Run 1								DNS		DNS	215.20
						Run 2								DNS			
						Run 3								DNS			
12	14	2537064	ANDRASKA Anouk	SUI	2004	Run 1								DNS		DNS	191.90
						Run 2								DNS			
						Run 3								DNS			

Results from Qualification

13	17	2531561	TANNO Giulia	SUI	1998	Run 1	l-D-10-IT	25	25	25	25	49	19	23.50	A	151.50	171.70
						Run 2	l-D-10-sf	78	83	80	80	79	80	79.75	A		
						Run 3	x-l-10-Tg	70	72	73	73	71	71	71.75	B		



Results Summary
Riepilogo risultati / Synthèse des résultats

BA

Rank	Bib	FIS Code	Name	NOC Code	YB	Run	Trick ID	J1	J2	J3	J4	J5	J6	Score	Jl	Total	FIS Points
14	24	2533087	HENDERSON Grace	USA	2001	Run 1	I-D-10-BI	88	86	86	87	85	88	86.75	A	139.25	153.80
						Run 2	r-D-10-sf	58	50	53	54	52	51	52.50	B		
						Run 3	r-D-10-sf								DNI	B	
15	12	2535753	MOHR Muriel	GER	2006	Run 1	x-l-Bio-9-Tg	75	74	74	72	73	75	73.50	A	138.50	137.70
						Run 2	I-D-10-sf	21	19	17	20	21	28	20.25	B		
						Run 3	I-D-10-sf	64	66	68	63	65	66	65.00	B		
16	16	2535091	YANG Ruyi	CHN	2005	Run 1	x-l-10-Mu	70	73	72	70	71	70	70.75	A	136.75	123.00
						Run 2	r-10-Tg	67	66	65	65	66	68	66.00	B		
						Run 3	r-12-Tg								DNI	B	
17	29	2534245	CLARKE Skye	CAN	2002	Run 1	r-D-7-sf	74	66	68	67	69	67	67.75	A	132.00	109.50
						Run 2	x-r-9-sf	66	60	61	64	65	63	63.25	B		
						Run 3	x-r-10-sf	64	63	63	65	66	65	64.25	B		
18	22	2537372	DUMONT ZANELLA Kim	FRA	2005	Run 1	x-l-Bio-10-sf	21	45	18	18	24	16	48.25	A	129.50	96.80
						Run 2	x-l-Bio-10-Ci	74	74	75	74	75	76	74.50	A		
						Run 3	r-C-9-Tx	53	56	57	57	54	53	55.00	B		
19	21	2540229	KRUMME Avery	USA	2008	Run 1	x-l-Bio-9-Mu	77	76	78	78	79	79	78.00	A	125.00	84.80
						Run 2	I-7-Tg	34	34	31	32	34	32	32.25	B		
						Run 3	I-7-Tx	50	48	49	45	46	45	47.00	B		
20	19	2532939	GASKELL Elena	CAN	2001	Run 1	x-l-Bio-10-Mu	65	65	66	64	65	62	64.75	A	122.00	73.30
						Run 2	x-l-Bio-10-Mu	80	81	82	82	83	84	82.00	A		
						Run 3	I-Bio-9-Mu	40	39	40	40	42	40	40.00	B		
21	25	2539061	TROTTER Sylvia	NZL	2007	Run 1	r-D-10-J	84	83	84	83	82	82	83.00	A	121.00	62.20
						Run 2	x-l-Bio-9-Mu	20	46	19	19	25	29	20.75	B		
						Run 3	x-l-Bio-9	40	38	39	38	37	37	38.00	B		
22	15	2533050	HAMILL Marin	USA	2001	Run 1	r-7-Tg	49	49	50	48	47	48	48.50	A	115.50	51.50
						Run 2	x-r-7-d-J	65	65	66	66	65	65	65.25	B		
						Run 3	r-7-Tg	50	51	52	50	48	50	50.25	A		
23	9	2533135	HARWOOD Rell	USA	2001	Run 1	x-r-9-J	8	10	14	45	11	10	44.25	A	101.25	40.90
						Run 2	x-r-7-J	55	52	54	54	55	54	54.25	A		
						Run 3	I-D-12-sf	45	48	45	49	49	46	47.00	B		
24	13	2534921	ANDREWS Ruby Star	NZL	2004	Run 1	x-l-9-Mu	45	45	45	43	45	40	44.50	A	92.75	30.60
						Run 2	x-r-9-sf	49	47	50	48	47	49	48.25	B		
						Run 3	x-l-9-Mu								DNI	A	
25	28	2533643	KOGA Yuna	JPN	2002	Run 1	I-9-I-d-Tg	69	67	62	65	63	66	65.25	A	77.75	20.50
						Run 2	x-l-10-Mu	10	14	14	12	45	8	12.50	B		
						Run 3									DNS		
26	27	2531917	EIE Sandra	NOR	1995	Run 1	I-D-12-Mu	18	18	20	24	47	20	49.00	A	36.00	10.40
						Run 2	I-D-12-Mu								DNI	A	
						Run 3	I-D-12	38	33	38	35	36	35	36.00	A		
27	3	2532831	HOEFFLIN Sarah	SUI	1991	Run 1	x-r-D-12-op-hk	20	20	23	23	21	27	24.75	A	35.00	0.40
						Run 2	x-r-D-12-Gui	35	37	35	35	35	34	35.00	A		
						Run 3									DNS		



Results Summary
Riepilogo risultati / Synthèse des résultats

BA

Jury			Technical Data		
FIS Contest Director	DATE Ritchie	FIS	Course Name	Livigno Olympic Big Air	
FIS Technical Delegate	KROM Paco	NED	In-Run Length / Pitch	75m / 39°	
Head Judge	ARENS Jason	USA	Take-off to Knoll	18m	
Chief of Competition	REUSSER Eliane	SUI	Jump Height	5m	
Start Referee	MUZZARELLI Luca	ITA	Landing Pitch	38°	
Finish Referee	GIGER Gian Andri	SUI	Judges		
Officials			Judge 1	KIRK Dane	NZL
Course Supervisor	KAISER Maximilian	GER	Judge 2	BRANDLI Florian	SUI
Chief of Course	KRALJ Nejc	SLO	Judge 3	GRATZ Tobias	AUT
Course Designer	SCHEUMANN Dirk	GER	Judge 4	BJORKLUND Anton	SWE
Course Builder	SCHEUMANN Dirk	GER	Judge 5	CARTER Elliott	CAN
			Judge 6	FJELSTAD Jonas	NOR

Conditions on course:					
Qualification: HIGH CLOUDS	Snow Conditions: Hard	Snow Temperature: -4°C / 24°F	Air Temperature: -1°C / 29°F		
Final: LIGHT SNOW	Snow Conditions: Hard packed	Snow Temperature: -4°C / 25°F	Air Temperature: -6°C / 22°F		

Note:
In Big Air the best 2 out of 3 jump format requires that the two scored tricks must be different. If a competitor performs the same trick twice or more during the same phase, only the highest score will count, and lower scores will not be considered. In order to differentiate between the different tricks they will be indicated with Jump IDs (JI): A, B or C.
For further information on Trick IDs, please consult: <https://www.fis-ski.com/DB/freeski-freeski/freeski/trick-list.html>

Legend:							
DNI	Does Not Improve	DNS	Did Not Start	J	Judge	JJ	Jump ID
YB	Year of Birth						



Official Communication

Comunicazione ufficiale / Communication officielle

Item: 1

Women's Freeski Big Air Final on 16 Feb rescheduled - new start time 20.45

Due to unfavourable weather conditions, the Women's Freeski Big Air Final has been rescheduled to 20:45.

Issued by: Ritchie Date, FIS Contest Director
Time: 20:24
Date: 16 FEB 2026

This decision affects: Results
Schedule
Other

X



Start List

Lista di partenza / Liste de départ

BA

Number of Competitors: 29, Number of NOCs: 12

Start Order	Bib	FIS Code	Name	NOC Code	YB	FIS Seeding Rank
1	5	2534614	SVANCER Matej	AUT	2004	5
2	7	2530747	RAGETTLI Andri	SUI	1998	8
3	1	2535007	PODMILSAK Troy	USA	2004	1
4	10	2533833	SYRJA Elias	FIN	1998	11
5	9	2532945	FOREHAND Mac	USA	2001	10
6	6	2533813	FROSTAD Tormod	NOR	2002	7
7	8	2537178	TABANELLI Miro	ITA	2004	9
8	4	2534919	HARRINGTON Luca	NZL	2004	4
9	2	2532704	RUUD Birk	NOR	2000	2
10	3	2532249	HALL Alex	USA	1998	3
11	14	2533820	SAMNOEY Ulrik	NOR	2002	15
12	13	2533673	BARCLAY Ben	NZL	2002	14
13	15	2533816	SCHJERVE Sebastian	NOR	2000	16
14	19	2535732	SILDARU Henry	EST	2006	21
15	17	2534013	RALPH Konnor	USA	2003	19
16	11	2534790	DESCHAMPS Dylan	CAN	2002	12
17	20	2530746	BOESCH Fabian	SUI	1997	22
18	12	2534218	SIVIGNON Timothe	FRA	2003	13
19	16	2530122	McEACHRAN Evan	CAN	1997	17
20	18	2530203	TJADER Jesper	SWE	1994	20
21	27	2532689	McCORMICK Chris	GBR	1998	49
22	23	2534081	KOIVISTO Kuura	FIN	2000	34
23	25	2533952	RHYNER Nils	SUI	2002	39
24	29	2539386	LAJUNEN Elias	FIN	2007	65
25	22	2535384	ROCHE Matias	FRA	2003	27
26	24	2533329	FORER Julius	AUT	2000	37
27	28	2534492	NORDQVIST Martin	SWE	2003	64
28	21	2532212	GUBSER Kim	SUI	2000	25
29	26	2539875	BALL Lucas	NZL	2008	40

Jury			Technical Data		
FIS Contest Director	DATE Ritchie	FIS	Course Name	Livigno Olympic Big Air	
FIS Technical Delegate	KROM Paco	NED	In-Run Length / Pitch	75m / 39°	
Head Judge	ARENS Jason	USA	Take-off to Knoll	18m	
Chief of Competition	REUSSER Eliane	SUI	Jump Height	5m	
Start Referee	MUZZARELLI Luca	ITA	Landing Pitch	38°	
Finish Referee	GIGER Gian Andri	SUI	Judges		
Officials			Judge 1	KIRK Dane	NZL
Course Supervisor	KAISER Maximilian	GER	Judge 2	BRANDLI Florian	SUI
Chief of Course	KRALJ Nejc	SLO	Judge 3	GRATZ Tobias	AUT
Course Designer	SCHEUMANN Dirk	GER	Judge 4	BJORKLUND Anton	SWE
Course Builder	SCHEUMANN Dirk	GER	Judge 5	CARTER Elliott	CAN
			Judge 6	FJELSTAD Jonas	NOR

Progression system: The top 12 competitors (total of two best different runs) advance to the Final.

Legend:	
YB	Year of Birth



Results Summary

Riepilogo risultati / Synthèse des résultats

BA

Number of Competitors: 29, Number of NOCs: 12

Rank	Bib	FIS Code	Name	NOC Code	YB	Run	Trick ID	J1	J2	J3	J4	J5	J6	Score	JI	Total	FIS Points
1	6	2533813	FROSTAD Tormod	NOR	2002	Run 1	r-NB-d-Bio-14-sf	95	95	95	95	96	97	95.25	A	195.50	1000.00
						Run 2	x-r-TB-d-Bio-16-sf	97	97	97	97	97	98	97.00	B		
						Run 3	r-NB-d-Bio-16-sf	99	98	98	98	99	99	98.50	A		
2	9	2532945	FOREHAND Mac	USA	2001	Run 1	x-l-tC-21-Mu	94	95	95	95	96	95	95.00	A	193.25	825.20
						Run 2	l-NB-tC-19-sf	95	95	95	95	95	95	95.00	B		
						Run 3	l-NB-tC-21-sf	98	98	98	98	99	99	98.25	B		
3	5	2534614	SVANCER Matej	AUT	2004	Run 1	x-l-TB-tC-18-sf	94	92	92	91	93	92	94.75	A	191.25	687.10
						Run 2	l-Hd-tC-19-sf	95	95	96	95	95	96	95.25	B		
						Run 3	x-l-TB-tC-21-sf	95	96	97	95	97	96	96.00	A		
4	1	2535007	PODMILSAK Troy	USA	2004	Run 1	x-r-tC-19-sf-to-Eg	90	91	91	90	94	90	90.50	A	184.50	577.50
						Run 2	r-tC-21-Mu	73	72	74	74	77	74	73.75	B		
						Run 3	r-tC-21-Mu	94	94	94	94	95	94	94.00	B		
5	17	2534013	RALPH Konnor	USA	2003	Run 1	x-l-tC-18-Jp	86	87	87	87	86	86	86.50	A	178.00	490.20
						Run 2	l-tC-19-Mu	17	16	19	16	18	14	16.75	B		
						Run 3	l-tC-21-Mu	90	92	92	91	93	91	91.50	B		
6	4	2534919	HARRINGTON Luca	NZL	2004	Run 1	x-r-tC-19-Eg	94	94	94	94	94	94	94.00	A	160.50	420.20
						Run 2	r-tC-19-Eg	26	25	25	27	25	28	25.75	B		
						Run 3	r-tC-19-Eg	65	63	65	67	69	69	66.50	B		
7	11	2534790	DESCHAMPS Dylan	CAN	2002	Run 1	x-l-t-Mi-16-sf	22	19	20	20	21	24	20.75	A	137.50	363.80
						Run 2	x-l-t-Mi-16-sf	92	94	91	91	91	91	91.00	A		
						Run 3	l-tC-14-sf	45	45	48	48	49	45	46.50	B		
8	2	2532704	RUUD Birk	NOR	2000	Run 1	x-l-tC-21-Mu	94	95	95	95	96	95	95.00	A	118.25	317.80
						Run 2	l-NB-tC-19-sf	24	24	23	23	23	27	23.25	B		
						Run 3	l-NB-tC-19-sf								DNI	B	
9	14	2533820	SAMNOEY Ulrik	NOR	2002	Run 1	x-l-TB-d-Bio-14-BI	24	22	22	23	20	20	24.75	A	110.75	280.00
						Run 2	x-l-TB-d-Bio-12-sf	86	85	84	84	84	84	84.25	A		
						Run 3	l-tC-19-sf	28	24	26	26	27	27	26.50	B		
10	22	2535384	ROCHE Matias	FRA	2003	Run 1	l-NB-tC-19-sf	18	17	18	18	21	26	18.75	A	103.00	248.60
						Run 2	l-NB-tC-19-sf	86	86	85	85	85	84	85.25	A		
						Run 3	x-l-tC-21-sf	18	16	20	19	18	16	17.75	B		
11	12	2534218	SIVIGNON Timothe	FRA	2003	Run 1	l-NB-tC-16-BI	48	46	45	45	49	47	46.50	A	80.25	222.20
						Run 2	l-NB-tC-19-BI								DNI	A	
						Run 3	d-bF	34	31	36	35	39	33	33.75	B		
12	28	2534492	NORDQVIST Martin	SWE	2003	Run 1	l-tC-19-sf	16	15	18	17	19	16	16.75	A	58.00	199.70
						Run 2	l-tC-19-sf	23	18	20	19	20	18	19.25	A		
						Run 3	x-l-tC-9-sf	38	35	40	40	44	37	38.75	B		

Results from Qualification

13	20	2530746	BOESCH Fabian	SUI	1997	Run 1	l-dC-19-op-Tg	82	83	82	84	82	82	82.00	A	170.00	180.10
						Run 2	x-l-tC-18-sf	84	86	85	85	85	84	84.75	B		
						Run 3	x-l-tC-18-Mu	88	89	88	88	88	87	88.00	B		



Results Summary
Riepilogo risultati / Synthèse des résultats

BA

Rank	Bib	FIS Code	Name	NOC Code	YB	Run	Trick ID	J1	J2	J3	J4	J5	J6	Score	Jl	Total	FIS Points
14	23	2534081	KOIVISTO Kuura	FIN	2000	Run 1	x-BI-r-OF-7-Tg	78	77	80	78	79	80	78.75	A	169.00	162.90
						Run 2	l-dC-16-Ng	89	88	88	89	88	88	88.25	B		
						Run 3	x-BI-r-OF-9-Bb-7-BI	80	78	80	81	82	82	80.75	A		
15	10	2533833	SYRJA Elias	FIN	1998	Run 1	x+TB-d-Bio-16-sf	82	81	82	80	84	84	82.25	A	164.50	147.50
						Run 2	l-NB-dC-18-Ci	80	77	76	79	79	80	78.75	B		
						Run 3	x+TB-d-Bio-16-sf	87	85	84	85	87	86	85.75	A		
16	21	2532212	GUBSER Kim	SUI	2000	Run 1	x+HC-12-Bb-10-op-Mu	84	86	83	83	84	83	83.50	A	162.50	133.60
						Run 2	l-tC-16-Mu	80	82	80	78	78	78	79.00	B		
						Run 3	l-dC-14								DNI		
17	25	2533952	RHYNER Nils	SUI	2002	Run 1	r-tC-14-Bb-12-sf	79	79	75	76	77	76	77.00	A	150.25	120.70
						Run 2	x-l-tC-16-sf	50	56	54	52	54	54	53.50	B		
						Run 3	x-l-tC-16-sf	76	76	74	74	72	71	73.25	B		
18	24	2533329	FORER Julius	AUT	2000	Run 1	x+r-d-Bio-16-Sb-Jp	85	82	83	83	83	83	83.00	A	144.25	108.80
						Run 2	r-dC-16-Jp	65	60	62	63	60	60	61.25	B		
						Run 3	d-ff	42	42	42	42	42	42	42.00	C		
19	13	2533673	BARCLAY Ben	NZL	2002	Run 1	l-tC-18-Mu	70	71	71	70	74	69	70.50	A	139.50	97.50
						Run 2	x+l-dC-18-Mu	70	67	69	69	68	70	69.00	B		
						Run 3									DNI		
20	15	2533816	SCHJERVE Sebastian	NOR	2000	Run 1	r-dC-10-Bb-9-Tg	32	33	34	34	30	32	32.75	A	131.50	86.70
						Run 2	r-dC-10-Bb-9-Ti	49	50	50	50	50	46	49.75	A		
						Run 3	x-l-dC-18-BI	82	82	82	82	81	80	81.75	B		
21	27	2532689	McCORMICK Chris	GBR	1998	Run 1	x+r-dC-18-ld-Tg	31	30	31	32	31	33	31.25	A	127.75	76.30
						Run 2	x+r-dC-18-ld-Tg	70	70	70	70	68	74	70.00	A		
						Run 3	x-l-dC-18-sf	66	57	57	59	58	55	57.75	B		
22	19	2535732	SILDARU Henry	EST	2006	Run 1	l-dC-19-BI	48	17	17	17	17	44	17.00	A	122.00	66.20
						Run 2	r-dC-18-St	38	46	45	40	43	40	42.00	B		
						Run 3	l-dC-19-Tg	84	80	80	77	81	79	80.00	A		
23	18	2530203	TJADER Jesper	SWE	1994	Run 1	x+l-dC-10-Bb-9-Jp	64	60	63	60	59	60	60.75	A	116.50	56.40
						Run 2	r-dC-16-d-ld-Tg	62	56	54	57	55	55	55.75	B		
						Run 3	x+l-dC-10-Bb-9-Jp								DNI		
24	26	2539875	BALL Lucas	NZL	2008	Run 1	x-l-tC-18-Jp	27	20	26	26	20	28	24.75	A	114.75	46.80
						Run 2	l-NB-tC-16-sf	45	45	48	45	42	42	44.25	B		
						Run 3	l-NB-tC-16-sf	89	90	90	94	90	90	90.00	B		
25	8	2537178	TABANELLI Miro	ITA	2004	Run 1	x+l-dC-19-BI	91	92	91	91	91	90	91.00	A	112.25	37.30
						Run 2	l-dC-21-St	22	24	20	49	19	27	21.25	B		
						Run 3	l-dC-21-cu								DNI		
26	3	2532249	HALL Alex	USA	1998	Run 1	r-dC-14-rv-Mu	40	43	42	45	47	43	43.25	A	96.50	28.00
						Run 2	r-dC-14-Bb-12-rv-Mu	80	82	84	84	86	87	84.00	A		
						Run 3	x+r-TB-dC-7-Bb-5-Jp	9	13	46	12	15	10	12.50	B		
27	7	2530747	RAGETTLI Andri	SUI	1998	Run 1	l-dC-19-St	20	20	22	20	47	19	19.75	A	82.00	18.70
						Run 2	l-dC-19-St	23	22	23	22	23	20	22.50	A		
						Run 3	l-dC-19-St	82	85	82	84	82	82	82.00	A		
28	16	2530122	McEACHRAN Evan	CAN	1997	Run 1	x+l-tC-18-Mu	10	13	13	13	43	8	12.25	A	52.75	9.50
						Run 2	x+l-tC-18-Mu	22	20	18	45	17	18	18.25	A		
						Run 3	r-LzB-3-sf	38	35	35	30	30	42	34.50	B		
29	29	2539386	LAJUNEN Elias	FIN	2007	Run 1	x-l-tC-19-sf	6	10	10	10	44	5	9.00	A	9.00	0.40
						Run 2									DNS		
						Run 3									DNS		



Results Summary

Riepilogo risultati / Synthèse des résultats

BA

Jury			Technical Data		
FIS Contest Director	DATE Ritchie	FIS	Course Name	Livigno Olympic Big Air	
FIS Technical Delegate	KROM Paco	NED	In-Run Length / Pitch	75m / 39°	
Head Judge	ARENS Jason	USA	Take-off to Knoll	18m	
Chief of Competition	REUSSER Eliane	SUI	Jump Height	5m	
Start Referee	MUZZARELLI Luca	ITA	Landing Pitch	38°	
Finish Referee	GIGER Gian Andri	SUI	Judges		
Officials			Judge 1	KIRK Dane	NZL
Course Supervisor	KAISER Maximilian	GER	Judge 2	BRANDLI Florian	SUI
Chief of Course	KRALJ Nejc	SLO	Judge 3	GRATZ Tobias	AUT
Course Designer	SCHEUMANN Dirk	GER	Judge 4	BJORKLUND Anton	SWE
Course Builder	SCHEUMANN Dirk	GER	Judge 5	CARTER Elliott	CAN
			Judge 6	FJELSTAD Jonas	NOR

Conditions on course:					
Qualification: CLEAR	Snow Conditions: Hard packed	Snow Temperature: -9°C / 16°F	Air Temperature: -8°C / 17°F		
Final: LIGHT SNOW	Snow Conditions: Packed	Snow Temperature: -4°C / 24°F	Air Temperature: -5°C / 22°F		

Note:
In Big Air the best 2 out of 3 jump format requires that the two scored tricks must be different. If a competitor performs the same trick twice or more during the same phase, only the highest score will count, and lower scores will not be considered. In order to differentiate between the different tricks they will be indicated with Jump IDs (JI): A, B or C.

For further information on Trick IDs, please consult: <https://www.fis-ski.com/DB/freeski-freeski/freeski/trick-list.html>

Legend:							
DNI	Does Not Improve	DNS	Did Not Start	J	Judge	JI	Jump ID
YB	Year of Birth						



Competition Officials

Ufficiali di gara / Officiels de compétition
As of SAT 21 FEB 2026

REVISED
21 FEB 17:05

Function	Name	Organisation
Jury Members		
Chief of Competition	CHIARAVALLI Fausto	ITA - Italy
FIS Technical Delegate	STEIN Andy	CAN - Canada
Head Judge	ORSATTI Alberto	ITA - Italy
Competition Officials		
FIS Race Director	RINALDI Andrea	FIS
Referee	ARNOLD Karin	FIS
Technical Advisor	ROTERMUND Konrad	USA - United States of America
Chief of Course	LEONI Loris	ITA - Italy
Course Builder	LEONI Loris	ITA - Italy
Judge	SEARCH Chuck	USA - United States of America
	ITO Hajime	JPN - Japan
	ERIKSSON Jorgen	SWE - Sweden
	KOHL Y Marion	FRA - France
	POHJAVIRTA Pipsa	FIN - Finland
	DEGTEVA Yuliya	KAZ - Kazakhstan
	DENT Zoe	AUS - Australia



Competition Officials

Ufficiali di gara / Officiels de compétition
As of SAT 21 FEB 2026

REVISED
21 FEB 16:47

Function	Name	Organisation
Jury Members		
Chief of Competition	CHIARAVALLI Fausto	ITA - Italy
FIS Technical Delegate	STEIN Andy	CAN - Canada
Head Judge	ORSATTI Alberto	ITA - Italy
Competition Officials		
FIS Race Director	RINALDI Andrea	FIS
Referee	ARNOLD Karin	FIS
Technical Advisor	ROTERMUND Konrad	USA - United States of America
Chief of Course	LEONI Loris	ITA - Italy
Course Builder	LEONI Loris	ITA - Italy
Judge	SEARCH Chuck	USA - United States of America
	ITO Hajime	JPN - Japan
	ERIKSSON Jorgen	SWE - Sweden
	KOHL Y Marion	FRA - France
	POHJAVIRTA Pipsa	FIN - Finland
	DEGTEVA Yuliya	KAZ - Kazakhstan
	DENT Zoe	AUS - Australia



Competition Officials

Ufficiali di gara / Officiels de compétition
As of SAT 21 FEB 2026

REVISED
21 FEB 17:30

Function	Name	Organisation
Jury Members		
Chief of Competition	CHIARAVALLI Fausto	ITA - Italy
FIS Technical Delegate	STEIN Andy	CAN - Canada
Head Judge	ORSATTI Alberto	ITA - Italy
Competition Officials		
FIS Race Director	RINALDI Andrea	FIS
Referee	ARNOLD Karin	FIS
Technical Advisor	ROTERMUND Konrad	USA - United States of America
Chief of Course	LEONI Loris	ITA - Italy
Course Builder	LEONI Loris	ITA - Italy
Judge	SEARCH Chuck	USA - United States of America
	ITO Hajime	JPN - Japan
	ERIKSSON Jorgen	SWE - Sweden
	KOHL Y Marion	FRA - France
	POHJAVIRTA Pipsa	FIN - Finland
	DEGTEVA Yuliya	KAZ - Kazakhstan
	DENT Zoe	AUS - Australia



Competition Officials

Ufficiali di gara / Officiels de compétition
As of SAT 21 FEB 2026

REVISED
21 FEB 17:40

Function	Name	Organisation
Jury Members		
Chief of Competition	CHIARAVALLI Fausto	ITA - Italy
FIS Technical Delegate	STEIN Andy	CAN - Canada
Head Judge	ORSATTI Alberto	ITA - Italy
Competition Officials		
FIS Race Director	RINALDI Andrea	FIS
Referee	ARNOLD Karin	FIS
Technical Advisor	ROTERMUND Konrad	USA - United States of America
Chief of Course	LEONI Loris	ITA - Italy
Course Builder	LEONI Loris	ITA - Italy
Judge	SEARCH Chuck	USA - United States of America
	ITO Hajime	JPN - Japan
	ERIKSSON Jorgen	SWE - Sweden
	KOHL Y Marion	FRA - France
	POHJAVIRTA Pipsa	FIN - Finland
	DEGTEVA Yuliya	KAZ - Kazakhstan
	DENT Zoe	AUS - Australia



Competition Officials

Ufficiali di gara / Officiels de compétition
As of SUN 8 FEB 2026

REVISED
8 FEB 12:25

Function	Name	Organisation
Jury Members		
FIS Technical Delegate	STEIN Andy	CAN - Canada
Head Judge	KLANCAR Marko	SLO - Slovenia
Chief of Competition	CHIARAVALLI Fausto	ITA - Italy
Competition Officials		
FIS Race Director	RINALDI Andrea	FIS
Referee	ARNOLD Karin	FIS
Chief of Course	LEONI Loris	ITA - Italy
Ass. Chief of Course	DIOLI Giulio	ITA - Italy
Course Designer	FITZGERALD Joseph	CAN - Canada
Course Builder	LEONI Loris	ITA - Italy
Video Controller	KAVUNOV Dmitriy	UZB - Uzbekistan
Technical Advisor	MUELLER Manuela	SUI - Switzerland
Judge	MURPHY Daniel	CAN - Canada
	LAUER Emily	USA - United States of America
	GAFNER-BUMANN Nicole	SUI - Switzerland
	POLYUK Olga	UKR - Ukraine
	SEN Qiu	CHN - People's Republic of China



Competition Officials

Ufficiali di gara / Officiels de compétition
As of SUN 8 FEB 2026

REVISED
8 FEB 12:25

Function	Name	Organisation
----------	------	--------------



Competition Officials

Ufficiali di gara / Officiels de compétition
As of SAT 8 FEB 2026

REVISED
8 FEB 12:25

Function	Name	Organisation
Jury Members		
FIS Technical Delegate	STEIN Andy	CAN - Canada
Head Judge	KLANCAR Marko	SLO - Slovenia
Chief of Competition	CHIARAVALLI Fausto	ITA - Italy
Competition Officials		
FIS Race Director	RINALDI Andrea	FIS
Referee	ARNOLD Karin	FIS
Chief of Course	LEONI Loris	ITA - Italy
Ass. Chief of Course	DIOLI Giulio	ITA - Italy
Course Designer	FITZGERALD Joseph	CAN - Canada
Course Builder	LEONI Loris	ITA - Italy
Video Controller	KAVUNOV Dmitriy	UZB - Uzbekistan
Technical Advisor	MUELLER Manuela	SUI - Switzerland
Judge	MURPHY Daniel	CAN - Canada
	LAUER Emily	USA - United States of America
	GAFNER-BUMANN Nicole	SUI - Switzerland
	POLYUK Olga	UKR - Ukraine
	SEN Qiu	CHN - People's Republic of China



Competition Officials

Ufficiali di gara / Officiels de compétition
As of SAT 8 FEB 2026

REVISED
8 FEB 12:25

Function	Name	Organisation
----------	------	--------------



Competition Officials

Ufficiali di gara / Officiels de compétition
As of SAT 21 FEB 2026

REVISED
21 FEB 18:20

Function	Name	Organisation
Jury Members		
FIS Technical Delegate	STEIN Andy	CAN - Canada
Head Judge	KLANCAR Marko	SLO - Slovenia
Chief of Competition	CHIARAVALLI Fausto	ITA - Italy
Competition Officials		
FIS Race Director	RINALDI Andrea	FIS
Referee	ARNOLD Karin	FIS
Chief of Course	DIOLI Giulio	ITA - Italy
Course Designer	FITZGERALD Joseph	CAN - Canada
Course Builder	LEONI Loris	ITA - Italy
Video Controller	KAVUNOV Dmitriy	UZB - Uzbekistan
Technical Advisor	MUELLER Manuela	SUI - Switzerland
Judge	MURPHY Daniel	CAN - Canada
	LAUER Emily	USA - United States of America
	GAFNER-BUMANN Nicole	SUI - Switzerland
	POLYUK Olga	UKR - Ukraine
	SEN Qiu	CHN - People's Republic of China



Competition Officials

Ufficiali di gara / Officiels de compétition
As of THU 19 FEB 2026

REVISED
19 FEB 16:30

Function	Name	Organisation
Jury Members		
FIS Race Director *VA*	WALDNER Klaus	FIS
FIS Technical Delegate *VA*	GUGGER Anne-Patricia	SUI - Switzerland
Chief of Competition	CONSTANTINI Denis	ITA - Italy
Referee *VA*	CRETIER Christian	FIS
Start Referee	KOPADZE Vakhtang	GEO - Georgia
Finish Referee	BERGHUIS Bell	FIS
Competition Officials		
Chief of Course	GASPARI Federico	ITA - Italy
Course Designer	SILVESTRI Tobia	ITA - Italy
Course Builder	SILVESTRI Tobia	ITA - Italy
Course Setter	CRETIER Christian	FIS
Video Controller *VA*	CRETIER Christian	FIS
Technical Advisor	SIEBENHOFER Sandro	AUT - Austria

Legend:

VA Has access to live video review

REVISED The Jury Members and Competition Officials functions have been updated



Competition Officials

Ufficiali di gara / Officiels de compétition
As of FRI 20 FEB 2026

REVISED
20 FEB 18:30

Function	Name	Organisation
Jury Members		
FIS Race Director *VA*	WALDNER Klaus	FIS
FIS Technical Delegate *VA*	GUGGER Anne-Patricia	SUI - Switzerland
Chief of Competition	CONSTANTINI Denis	ITA - Italy
Referee *VA*	CRETIER Christian	FIS
Start Referee	KOPADZE Vakhtang	GEO - Georgia
Finish Referee	BERGHUIS Bell	FIS
Competition Officials		
Chief of Course	GASPARI Federico	ITA - Italy
Course Designer	SILVESTRI Tobia	ITA - Italy
Course Builder	SILVESTRI Tobia	ITA - Italy
Course Setter	CRETIER Christian	FIS
Video Controller *VA*	CRETIER Christian	FIS
Technical Advisor	SIEBENHOFER Sandro	AUT - Austria

Legend:

VA Has access to live video review

REVISED

The Jury Members and Competition Officials functions have been updated



Competition Officials

Ufficiali di gara / Officiels de compétition
As of SAT 21 FEB 2026

REVISED
21 FEB 18:55

Function	Name	Organisation
Jury Members		
FIS Contest Director	MORESI Roby	FIS
FIS Technical Delegate	PARK Hee Jin	KOR - Republic of Korea
Head Judge	ARENS Jason	USA - United States of America
Chief of Competition	von GUNTEN Rudolf	SUI - Switzerland
Start Referee	GERBER Gregory	SUI - Switzerland
Finish Referee	GIGER Gian Andri	SUI - Switzerland
Competition Officials		
Course Supervisor	ZEHETNER Albert	AUT - Austria
Chief of Course	PEDRAZZETTI Andrea	SUI - Switzerland
Course Designer	ZEHETNER Albert	AUT - Austria
Course Builder	ZEHETNER Albert	AUT - Austria
Course Builder	ZEHETNER Albert	AUT - Austria
Judge	BJORKLUND Anton	SWE - Sweden
	KIRK Dane	NZL - New Zealand
	CARTER Elliot	CAN - Canada
	BRANDLI Florian	SUI - Switzerland
	FJELSTAD Jonas	NOR - Norway
	GRATZ Tobias	AUT - Austria

REVISED DATE Ritchie replaced by MORESI Roby for the Final



Competition Officials

Ufficiali di gara / Officiels de compétition
As of THU 19 FEB 2026

REVISED
19 FEB 16:45

Function	Name	Organisation
Jury Members		
FIS Contest Director	DATE Ritchie	FIS
FIS Technical Delegate	PARK Hee Jin	KOR - Republic of Korea
Head Judge	ARENS Jason	USA - United States of America
Chief of Competition	von GUNTEN Rudolf	SUI - Switzerland
Start Referee	GERBER Gregory	SUI - Switzerland
Finish Referee	GIGER Gian Andri	SUI - Switzerland
Competition Officials		
Course Supervisor	ZEHETNER Albert	AUT - Austria
Chief of Course	PEDRAZZETTI Andrea	SUI - Switzerland
Course Designer	ZEHETNER Albert	AUT - Austria
Course Builder	ZEHETNER Albert	AUT - Austria
Course Builder	ZEHETNER Albert	AUT - Austria
Judge	BJORKLUND Anton	SWE - Sweden
	KIRK Dane	NZL - New Zealand
	CARTER Elliot	CAN - Canada
	BRANDLI Florian	SUI - Switzerland
	FJELSTAD Jonas	NOR - Norway
	GRATZ Tobias	AUT - Austria



Competition Officials

Ufficiali di gara / Officiels de compétition
As of MON 9 FEB 2026

REVISED
9 FEB 11:50

Function	Name	Organisation
Jury Members		
FIS Contest Director	DATE Ritchie	FIS
FIS Technical Delegate	MINCEV Konstantin	BUL - Bulgaria
Head Judge	ARENS Jason	USA - United States of America
Chief of Competition	van GILDER William	USA - United States of America
Start Referee	MUZZARELLI Luca	ITA - Italy
Finish Referee	GIGER Gian Andri	SUI - Switzerland
Competition Officials		
Course Supervisor	SCHEUMANN Dirk	GER - Germany
Chief of Course	THEUNISSEN Ben	BEL - Belgium
Course Designer	SCHEUMANN Dirk	GER - Germany
Course Builder	SCHEUMANN Dirk	GER - Germany
Technical Advisor	van GILDER Bill	USA - United States of America
Judges	BJORKLUND Anton	SWE - Sweden
	FERRARI Antonin	FRA - France
	KIRK Dane	NZL - New Zealand
	CARTER Elliot	CAN - Canada
	BRANDLI Florian	SUI - Switzerland
	FJELSTAD Jonas	NOR - Norway
	GRATZ Tobias	AUT - Austria
	BEATTIE Victoria	AUS - Australia
	TUCKER Will	GBR - Great Britain



Competition Officials

Ufficiali di gara / Officiels de compétition
As of SAT 7 FEB 2026

REVISED
7 FEB 13:10

Function	Name	Organisation
Jury Members		
FIS Contest Director	DATE Ritchie	FIS
FIS Technical Delegate	MINCEV Konstantin	BUL - Bulgaria
Head Judge	ARENS Jason	USA - United States of America
Chief of Competition	van GILDER William	USA - United States of America
Start Referee	MUZZARELLI Luca	ITA - Italy
Finish Referee	GIGER Gian Andri	SUI - Switzerland
Competition Officials		
Course Supervisor	SCHEUMANN Dirk	GER - Germany
Chief of Course	THEUNISSEN Ben	BEL - Belgium
Course Designer	SCHEUMANN Dirk	GER - Germany
Course Builder	SCHEUMANN Dirk	GER - Germany
Technical Advisor	van GILDER William	USA - United States of America
Judges	BJORKLUND Anton	SWE - Sweden
	FERRARI Antonin	FRA - France
	KIRK Dane	NZL - New Zealand
	CARTER Elliot	CAN - Canada
	BRANDLI Florian	SUI - Switzerland
	FJELSTAD Jonas	NOR - Norway
	GRATZ Tobias	AUT - Austria
	BEATTIE Victoria	AUS - Australia
	TUCKER William	GBR - Great Britain

REVISED Chief of Competition name updated



Competition Officials

Ufficiali di gara / Officiels de compétition
As of SAT 14 FEB 2026

REVISED
14 FEB 17:25

Function	Name	Organisation
Jury Members		
FIS Contest Director	DATE Ritchie	FIS
FIS Technical Delegate	KROM Paco	NED - Netherlands
Head Judge	ARENS Jason	USA - United States of America
Chief of Competition	REUSSER Eliane	SUI - Switzerland
Start Referee	MUZZARELLI Luca	ITA - Italy
Finish Referee	GIGER Gian Andri	SUI - Switzerland
Competition Officials		
Course Supervisor	KAISER Maximilian	GER - Germany
Chief of Course	KRALJ Nejc	SLO - Slovenia
Course Designer	SCHEUMANN Dirk	GER - Germany
Course Builder	SCHEUMANN Dirk	GER - Germany
Judge	BJORKLUND Anton	SWE - Sweden
	KIRK Dane	NZL - New Zealand
	CARTER Elliot	CAN - Canada
	BRANDLI Florian	SUI - Switzerland
	FJELSTAD Jonas	NOR - Norway
	GRATZ Tobias	AUT - Austria



Competition Officials

Ufficiali di gara / Officiels de compétition
As of TUE 17 FEB 2026

REVISED
17 FEB 16:20

Function	Name	Organisation
Jury Members		
FIS Contest Director	DATE Ritchie	FIS
FIS Technical Delegate	KROM Paco	NED - Netherlands
Head Judge	ARENS Jason	USA - United States of America
Chief of Competition	REUSSER Eliane	SUI - Switzerland
Start Referee	MUZZARELLI Luca	ITA - Italy
Finish Referee	GIGER Gian Andri	SUI - Switzerland
Competition Officials		
Course Supervisor	KAISER Maximilian	GER - Germany
Chief of Course	KRALJ Nejc	SLO - Slovenia
Course Designer	SCHEUMANN Dirk	GER - Germany
Course Builder	SCHEUMANN Dirk	GER - Germany
Judge	BJORKLUND Anton	SWE - Sweden
	KIRK Dane	NZL - New Zealand
	CARTER Elliot	CAN - Canada
	BRANDLI Florian	SUI - Switzerland
	FJELSTAD Jonas	NOR - Norway
	GRATZ Tobias	AUT - Austria



Competition Schedule
Calendario delle gare / Horaires de compétition

REVISED
21 FEB 19:21

As of SAT 21 FEB 2026

Date	Start Time	Estimated Finish Time	Event	Location
SAT 7 FEB	10:30	11:30	Women's Freeski Slopestyle Qualification Run 1	Livigno Snow Park
	11:35	12:35	Women's Freeski Slopestyle Qualification Run 2	Livigno Snow Park
	14:00	15:00	Men's Freeski Slopestyle Qualification Run 1	Livigno Snow Park
	15:05	16:05	Men's Freeski Slopestyle Qualification Run 2	Livigno Snow Park
MON 9 FEB	12:30	12:57	Women's Freeski Slopestyle Final Run 1	Livigno Snow Park
	12:59	13:26	Women's Freeski Slopestyle Final Run 2	Livigno Snow Park
	13:28	13:55	Women's Freeski Slopestyle Final Run 3	Livigno Snow Park
TUE 10 FEB	11:15	12:10	Men's Moguls Qualification 1	Livigno AE & MO Park
	12:30	12:57	Men's Freeski Slopestyle Final Run 1	Livigno Snow Park
	12:59	13:26	Men's Freeski Slopestyle Final Run 2	Livigno Snow Park
	13:28	13:55	Men's Freeski Slopestyle Final Run 3	Livigno Snow Park
	14:15	15:10	Women's Moguls Qualification 1	Livigno AE & MO Park
WED 11 FEB	11:00	11:35	Women's Moguls Qualification 2	Livigno AE & MO Park
	14:15	14:50	Women's Moguls Final 1	Livigno AE & MO Park
	14:55	15:11	Women's Moguls Final 2	Livigno AE & MO Park
THU 12 FEB	10:00	10:35	Men's Moguls Qualification 2	Livigno AE & MO Park
	12:15	12:50	Men's Moguls Final 1	Livigno AE & MO Park
	12:55	13:11	Men's Moguls Final 2	Livigno AE & MO Park
SAT 14 FEB	10:30	11:50	Women's Dual Moguls Finals	Livigno AE & MO Park
	19:30	20:14	Women's Freeski Big Air Qualification Run 1	Livigno Snow Park
	20:15	20:59	Women's Freeski Big Air Qualification Run 2	Livigno Snow Park
	21:00	21:45	Women's Freeski Big Air Qualification Run 3	Livigno Snow Park
SUN 15 FEB	10:30	11:50	Men's Dual Moguls Finals	Livigno AE & MO Park
	19:30	20:14	Men's Freeski Big Air Qualification Run 1	Livigno Snow Park
	20:15	20:59	Men's Freeski Big Air Qualification Run 2	Livigno Snow Park
	21:00	21:45	Men's Freeski Big Air Qualification Run 3	Livigno Snow Park
MON 16 FEB	20:45	21:05	Women's Freeski Big Air Final Run 1	Livigno Snow Park
	21:08	21:28	Women's Freeski Big Air Final Run 2	Livigno Snow Park
	21:32	21:52	Women's Freeski Big Air Final Run 3	Livigno Snow Park
TUE 17 FEB	19:30	19:50	Men's Freeski Big Air Final Run 1	Livigno Snow Park
	19:53	20:13	Men's Freeski Big Air Final Run 2	Livigno Snow Park
	20:17	20:37	Men's Freeski Big Air Final Run 3	Livigno Snow Park



Competition Schedule
Calendario delle gare / Horaires de compétition

REVISED
21 FEB 19:21

As of SAT 21 FEB 2026

Date	Start Time	Estimated Finish Time	Event	Location
WED 18 FEB	10:00	10:40	Women's Aerials Qualification 1	Livigno AE & MO Park
	10:45	11:15	Women's Aerials Qualification 2	Livigno AE & MO Park
	13:00	13:55	Women's Aerials Final 1	Livigno AE & MO Park
	14:00	14:15	Women's Aerials Final 2	Livigno AE & MO Park
THU 19 FEB	19:30	20:25	Women's Freeski Halfpipe Qualification Run 1	Livigno Snow Park
	20:27	21:22	Women's Freeski Halfpipe Qualification Run 2	Livigno Snow Park
FRI 20 FEB	10:00	11:00	Women's Ski Cross Seeding	Livigno Snow Park
	10:30	11:10	Men's Aerials Qualification 1	Livigno AE & MO Park
	10:30	11:25	Men's Freeski Halfpipe Qualification Run 1	Livigno Snow Park
	11:15	11:45	Men's Aerials Qualification 2	Livigno AE & MO Park
	11:27	12:22	Men's Freeski Halfpipe Qualification Run 2	Livigno Snow Park
	12:00	13:20	Women's Ski Cross Finals	Livigno Snow Park
	13:30	14:25	Men's Aerials Final 1	Livigno AE & MO Park
	14:30	14:45	Men's Aerials Final 2	Livigno AE & MO Park
	19:30	19:56	Men's Freeski Halfpipe Final Run 1	Livigno Snow Park
	19:59	20:24	Men's Freeski Halfpipe Final Run 2	Livigno Snow Park
20:28	20:53	Men's Freeski Halfpipe Final Run 3	Livigno Snow Park	
SAT 21 FEB	10:00	11:00	Men's Ski Cross Seeding	Livigno Snow Park
	10:45	11:30	Mixed Team Aerials Final 1	Livigno AE & MO Park
	11:45	12:10	Mixed Team Aerials Final 2	Livigno AE & MO Park
	12:00	13:20	Men's Ski Cross Finals	Livigno Snow Park
SUN 22 FEB	10:40	11:06	Women's Freeski Halfpipe Final Run 1	Livigno Snow Park
	11:09	11:34	Women's Freeski Halfpipe Final Run 2	Livigno Snow Park
	11:38	12:03	Women's Freeski Halfpipe Final Run 3	Livigno Snow Park

Note:
Please check online for more details and the latest updates.

REVISED

Women's Freeski Halfpipe Final rescheduled to Sunday, 22 February.



Number of Entries by NOC

Numero di Partecipanti per NOC / Nombre d'inscriptions par CNO

REVISED
15 FEB 17:14

As of SUN 15 FEB 2026

NOC	Men								Women								Teams	Total Competitors	
	MO	DM	AE	SX	HP	SS	BA	Total	MO	DM	AE	SX	HP	SS	BA	Total	AET		
AIN - AIN											3						3		3
AUS - Australia	4	4	1					5	3	3	4	1	1	1			10		15
AUT - Austria				4	1	2	2	7	2	2		3		1	1	6		13	
CAN - Canada	3	3	4	4	3	1	2	16	4	4	1	3	4	4	4	16		32	
CHI - Chile												1				1		1	
CHN - People's Republic of China			4		4			8	2	2	4	2	4	4	3	15		23	
CZE - Czechia	1	1	1	1				3			1	2				3		6	
EST - Estonia					1	1	1	1					2			2		3	
FIN - Finland	4	4				3	3	7						1	1	1		8	
FRA - France	4	4		4	1	2	2	11	3	3		4		1	1	8		19	
GBR - Great Britain	1			1	2	1	1	5	1	1			1	1	1	3		8	
GER - Germany				4				4			1	4	1		1	7		11	
IRL - Ireland					1			1										1	
ITA - Italy				4		1	1	5	1	1		2		1	2	5		10	
JPN - Japan	4	4	1	3	1			9	4	4	1	3	1	2	1	11		20	
KAZ - Kazakhstan	1	1	4					5	3	3	1					4		9	
KOR - Republic of Korea	2	2			2			4	1	1			2			3		7	
NOR - Norway						4	4	4							1	1		5	
NZL - New Zealand					4	3	3	7					1	2	2	3		10	
RSA - South Africa									1	1						1		1	
SUI - Switzerland			2	4	1	4	4	11			1	4		3	4	9		20	
SVK - Slovakia												1				1		1	
SWE - Sweden	2	2		2		3	2	7	1	1		2				3		10	
UKR - Ukraine			4					4			4			1	1	5		9	
USA - United States of America	4	4	4		4	4	4	16	4	4	4		4	4	4	16		32	
Number of Competitors:	30	29	25	31	25	29	29	140	30	30	25	32	21	26	27	137		277	
Number of NOCs:	11	10	9	10	12	12	12	21	13	13	11	13	10	13	14	24	0	25	

Note:
Competitors are only counted once even if they participate in more than one event.

Legend:							
AE	Aerials	AET	Mixed Team Aerials	BA	Big Air	DM	Dual Moguls
HP	Halfpipe	MO	Moguls	SS	Slopestyle	SX	Ski Cross

REVISED

HARLAUT Henrik (SWE) has been removed from Men's Freeski Big Air.



Entry List by NOC

Lista di Partecipanti per NOC / Liste des inscriptions par CNO

REVISED
20 FEB 17:16

As of FRI 20 FEB 2026

	Men		Women		Teams	Total	
	Competitors	NOCs	Competitors	NOCs	NOCs	Competitors	NOCs
Moguls	30	11	30	13		60	15
Dual Moguls	29	10	30	13		59	15
Aerials	25	9	25	11		50	11
Mixed Team Aerials					7	21	7
Ski Cross	31	10	32	13		63	14
Freeski Halfpipe	25	12	21	10		46	14
Freeski Slopestyle	29	12	26	13		55	16
Freeski Big Air	29	12	27	14		56	16
Total competitors/NOCs	198	21	191	24	7	410	25

NOC	FIS Code	Name	Gender	Event Code	MO FIS Seeding Rank	AE FIS Seeding Rank	SX FIS Seeding Rank	HP FIS Seeding Rank	SS FIS Seeding Rank	BA FIS Seeding Rank	Date of Birth
AIN - AIN											
	2535437	ANDRYIANAVA Anastasiya	F	AE		28					8 DEC 2004
	2535261	DERUGO Anna	F	AE		26					19 NOV 2003
	2485033	HUSKOVA Hanna	F	AE		19					28 AUG 1992

Total of 3 AIN Competitors (3 Women)

AUS - Australia

2530720	ANTHONY Jakara	F	DM MO	1							8 JUL 1998
2532927	BOSCO Emma	F	MO DM	28							18 DEC 2002
2540580	BROWN Indra	F	HP				3	40	48		29 JAN 2010
2535259	FRIGO Airleigh	F	AE AET		11						13 MAY 1999
2527702	SCOTT Danielle	F	AE AET		7						7 MAR 1990
2539383	STEPHENS Sidney	F	AE		22						1 FEB 2003
2538229	THOMAS Daisy	F	SS					32	31		24 MAY 2007
2535885	WHEATLEY Kyra	F	SX			39					6 NOV 2003
2533871	WILLCOX Abbey	F	AE AET		10						27 NOV 1996
2535796	WILSON Charlotte	F	MO DM	14							15 FEB 2005
2539384	FLANAGAN Reilly	M	AE AET		31						6 OCT 2004
2441426	GRAHAM Matt	M	DM MO	2							23 OCT 1994
2534735	HARVEY Jackson	M	DM MO	10							7 OCT 2002
2534254	MURPHY George	M	DM MO	33							6 AUG 2003
2532161	WOODS Cooper	M	DM MO	22							7 SEP 2000

Total of 15 AUS Competitors (10 Women - 5 Men)



Entry List by NOC

Lista di Partecipanti per NOC / Liste des inscriptions par CNO

REVISED
20 FEB 17:16

As of FRI 20 FEB 2026

NOC	FIS Code	Name	Gender	Event Code	MO FIS Seeding Rank	AE FIS Seeding Rank	SX FIS Seeding Rank	HP FIS Seeding Rank	SS FIS Seeding Rank	BA FIS Seeding Rank	Date of Birth
AUT - Austria											
	2529074	CARROLL Avital	F	DM MO	9						24 APR 1996
	2534895	FOEDERMAYR Christina	F	SX			32				28 JUN 2001
	2538237	GIGLER Sonja	F	SX			17				4 DEC 2001
	2526015	OFNER Katrin	F	SX			10				5 MAR 1990
	2530097	RAMSAUER Katharina	F	DM MO	40	77					21 MAY 1995
	2532452	WOLF Lara	F	SS BA					6	9	23 MAR 2000
	2530911	AUJESKY Johannes	M	SX			7				25 FEB 1993
	2532425	BAUMGARTNER Samuel	M	HP				41	372	362	23 SEP 1997
	2535225	DANKSAGMUELLER Christoph	M	SX			53				5 JUL 2002
	2533329	FORER Julius	M	BA SS		152			57	37	29 MAR 2000
	2529390	KAPPACHER Adam	M	SX			14				15 DEC 1993
	2538136	LUSSNIG Nicolas	M	SX			55				20 MAY 2001
	2534614	SVANCER Matej	M	BA SS					6	5	26 MAR 2004

Total of 13 AUT Competitors (6 Women - 7 Men)



Entry List by NOC

Lista di Partecipanti per NOC / Liste des inscriptions par CNO

REVISED
20 FEB 17:16

As of FRI 20 FEB 2026

NOC	FIS Code	Name	Gender	Event Code	MO FIS Seeding Rank	AE FIS Seeding Rank	SX FIS Seeding Rank	HP FIS Seeding Rank	SS FIS Seeding Rank	BA FIS Seeding Rank	Date of Birth
CAN - Canada											
	2534245	CLARKE Skye	F	SS BA				117	31	40	17 OCT 2002
	2531811	DESMARAIS-GILBERT Laurianne	F	DM MO	24						11 JUN 1997
	2534659	FRASER Amy	F	HP				10	243	272	29 MAR 1995
	2532939	GASKELL Elena	F	SS BA				65	18	25	17 SEP 2001
	2532941	GLENNIE Dillan	F	HP				17	242	264	21 APR 2000
	2531417	KARKER Rachael	F	HP				7			9 SEP 1997
	2534528	KOEHLER Ashley	F	DM MO	32						19 DEC 2003
	2533613	LINTON Jessica	F	DM MO	15						1 DEC 2001
	2533924	OLDHAM Megan	F	SS BA					3	5	12 MAY 2001
	2531978	PHELAN Brittany	F	SX			16				24 SEP 1991
	2534674	SCHMIDT Hannah	F	SX			11				4 AUG 1994
	2533204	SCHWINGHAMMER Maia	F	DM MO	10						14 SEP 2001
	2527182	SHARPE Cassie	F	HP				8			14 SEP 1992
	2534887	THENAULT Marion	F	AE AET		6					9 APR 2000
	2527689	THOMPSON Marielle	F	SX			4				15 JUN 1992
	2538748	URNESS Naomi	F	SS BA					36	12	5 AUG 2004
	2534790	DESCHAMPS Dylan	M	BA					95	12	12 DEC 2002
	2532454	DRURY Kevin	M	SX			9				20 JUL 1988
	2535429	FONTAINE Miha	M	AE AET		8					3 JAN 2004
	2532961	HOWDEN Reece	M	SX			1				12 JUL 1998
	2531173	IRVING Lewis	M	AE AET		15					10 NOV 1995
	2484937	KINGSBURY Mikael	M	DM MO	6						24 JUL 1992
	2534409	LONGINO Andrew	M	HP				11	976	1053	18 JUL 2002
	2529721	MACKAY Brendan	M	HP				4			7 JUN 1997
	2531470	MARINEAU Dylan	M	HP				13	999	1059	28 SEP 1998
	2530122	McEACHRAN Evan	M	BA SS					11	17	6 MAR 1997
	2535295	NADEAU Emile	M	AE AET		19					13 JAN 2004
	2535398	PRIMEAU Victor	M	AE		20					13 OCT 2003
	2532938	ROWELL Gavin	M	SX			38				2 JUN 1999
	2534010	SCHMIDT Jared	M	SX			15				18 APR 1997
	2532513	VAILLANCOURT Elliot	M	DM MO	29						12 APR 1999
	2534074	VIEL Julien	M	DM MO	5						13 JUL 2001

Total of 32 CAN Competitors (16 Women - 16 Men)

CHI - Chile

	2529638	JOFFROY Stephanie	F	SX			30				12 SEP 1991
--	---------	-------------------	---	----	--	--	----	--	--	--	-------------

Total of 1 CHI Competitors (1 Woman)



Entry List by NOC

Lista di Partecipanti per NOC / Liste des inscriptions par CNO

REVISED
20 FEB 17:16

As of FRI 20 FEB 2026

NOC	FIS Code	Name	Gender	Event Code	MO FIS Seeding Rank	AE FIS Seeding Rank	SX FIS Seeding Rank	HP FIS Seeding Rank	SS FIS Seeding Rank	BA FIS Seeding Rank	Date of Birth
CHN - People's Republic of China											
	2535284	CHEN Meiting	F	AE AET		8					3 APR 2005
	2534563	GU Ailing Eileen	F	SS HP				2	8	11	3 SEP 2003
	2535825	HAN Linshan	F	SS					26	26	20 SEP 2006
	2529016	KONG Fanyu	F	AE AET		2					6 JUN 1993
	2533468	LI Fanghui	F	HP				4			10 MAR 2003
	2537198	LI Ruilin	F	DM MO	67						17 AUG 2006
	2535254	LI Wenwen	F	SX			59				14 APR 2003
	2534255	LIU Mengting	F	SS BA				98	28	6	23 APR 2004
	2539314	LIU Yishan	F	HP				12			16 FEB 2007
	2533270	SHAO Qi	F	AE AET		9					10 JUL 2001
	2526230	XU Mengtao	F	AE AET		1					12 JUL 1990
	2535091	YANG Ruyi	F	SS BA					19	19	11 MAR 2005
	2537259	YANG Ya	F	DM MO	42						10 JUL 2003
	2533467	ZHANG Kexin	F	HP				5			5 JUN 2002
	2538464	ZHANG Xuelian	F	SX			48				1 MAY 1998
	2534105	LI Tianma	M	AE AET		2					18 OCT 2001
	2526229	QI Guangpu	M	AE AET		3					20 OCT 1990
	2539316	SHENG Haipeng	M	HP				40			12 SEP 2005
	2538418	SU Shuaibing	M	HP				46	987	1165	17 SEP 2006
	2533272	SUN Jiaxu	M	AE AET		1					1 JUN 1999
	2533475	SUN Jingbo	M	HP				43			10 NOV 2003
	2530407	WANG Xindi	M	AE AET		5					2 MAY 1995
	2535523	YANG Kaiyue	M	HP				44	994	1168	12 AUG 2004

Total of 23 CHN Competitors (15 Women - 8 Men)

CZE - Czechia

	2535786	CHOLENSKA Diana	F	SX			42				7 OCT 2003
	2541016	KRAUSOVA Lucie	F	SX			50				4 JAN 2008
	2539796	MERKOVA Adela	F	AE		30					23 MAR 2001
	2537792	KROUPA Matyas	M	DM MO	30	125					1 JUN 2006
	2530049	NOVAK Nicholas	M	AE		33					15 MAR 1996
	2538008	PAULUS Daniel	M	SX			61				9 JUN 1994

Total of 6 CZE Competitors (3 Women - 3 Men)

EST - Estonia

	2538665	MEENTALO Grete-Mia	F	HP				32		216	16 OCT 2008
	2533617	SILDARU Kelly	F	HP				18	103	124	17 FEB 2002
	2535732	SILDARU Henry	M	BA SS				22	14	21	26 AUG 2006

Total of 3 EST Competitors (2 Women - 1 Man)



Entry List by NOC

Lista di Partecipanti per NOC / Liste des inscriptions par CNO

REVISED
20 FEB 17:16

As of FRI 20 FEB 2026

NOC	FIS Code	Name	Gender	Event Code	MO FIS Seeding Rank	AE FIS Seeding Rank	SX FIS Seeding Rank	HP FIS Seeding Rank	SS FIS Seeding Rank	BA FIS Seeding Rank	Date of Birth
FIN - Finland											
	2532733	KARAVA Anni	F	SS BA					14	8	28 APR 2000
	2533687	AHVAINEN Akseli	M	DM MO	17						25 JUN 2002
	2534001	KARJALAINEN Rasmus	M	DM MO	38						23 MAY 2002
	2534081	KOIVISTO Kuura	M	BA SS					46	34	25 DEC 2000
	2539386	LAJUNEN Elias	M	BA SS					50	65	23 JUN 2007
	2528035	PENTTALA Olli	M	DM MO	18						10 APR 1995
	2533833	SYRJA Elias	M	BA SS					36	11	28 AUG 1998
	2533386	VIERELA Severi	M	DM MO	16						25 OCT 2001

Total of 8 FIN Competitors (1 Woman - 7 Men)

FRA - France

	2535201	BALLET BAZ Mylene	F	SX			13				22 JUN 2001
	2529528	BERGER SABBATEL Marielle	F	SX			3				29 JAN 1990
	2530274	CABROL Camille	F	DM MO	23						25 DEC 1997
	2537443	DUAUX Marie	F	DM MO	30						27 APR 2004
	2537372	DUMONT ZANELLA Kim	F	SS BA					29	30	1 OCT 2005
	2540578	ERRARD Anouck	F	SX			22				25 FEB 1999
	2537303	GRILLET AUBERT Jade	F	SX			14				22 NOV 1997
	2531156	LAFFONT Perrine	F	DM MO	13						28 OCT 1998
	2530514	CAVET Benjamin	M	DM MO	21						1 JAN 1994
	2535561	de VILLAUCCOURT Arthur	M	DM MO	41						11 AUG 2003
	2530785	DUPLESSIS-KERGOMARD Youri	M	SX			5				3 APR 1996
	2538751	GAY Paul Andrea	M	DM MO	34						15 MAR 2006
	2538906	KLUFTS Evan	M	SX			17				31 JUL 1997
	2533220	MAHARAVO Vincent	M	HP				45	406	424	5 JUL 1997
	2532044	MOUILLE Thibaud	M	DM MO	12						29 SEP 1999
	2535384	ROCHE Matias	M	BA SS					70	27	6 DEC 2003
	2534218	SIVIGNON Timothe	M	BA SS					41	13	25 JAN 2003
	2533214	TCHIKNAVORIAN Melvin	M	SX			12				3 SEP 1997
	2527635	TCHIKNAVORIAN Terence	M	SX			25				22 APR 1992

Total of 19 FRA Competitors (8 Women - 11 Men)

GBR - Great Britain

	2534174	ATKIN Zoe	F	HP				1	266	301	16 JAN 2003
	2530540	GERKEN SCHOFIELD Makayla	F	DM MO	33						4 JUN 1999
	2534885	MUIR Kirsty	F	SS BA				94	4	7	5 MAY 2004
	2531429	DAVIES Oliver	M	SX			32				15 MAY 1997
	2535572	JEANNESSON Mateo	M	MO	47						28 MAR 2004
	2528863	KENWORTHY Gus	M	HP				12			1 OCT 1991
	2532689	McCORMICK Chris	M	BA SS					35	49	13 JUN 1998
	2538311	RICHARDS Liam	M	HP				31	290	368	7 JAN 2008

Total of 8 GBR Competitors (3 Women - 5 Men)



Entry List by NOC

Lista di Partecipanti per NOC / Liste des inscriptions par CNO

REVISED
20 FEB 17:16

As of FRI 20 FEB 2026

NOC	FIS Code	Name	Gender	Event Code	MO FIS Seeding Rank	AE FIS Seeding Rank	SX FIS Seeding Rank	HP FIS Seeding Rank	SS FIS Seeding Rank	BA FIS Seeding Rank	Date of Birth
GER - Germany											
	2539731	BACHL-STAUDINGER Leonie	F	SX			26				20 OCT 2004
	2530150	CAKMAKLI Sabrina	F	HP				19			25 NOV 1994
	2539730	KLAPPROTT Luisa	F	SX			19				1 FEB 2002
	2531085	MAIER Daniela	F	SX			2				4 MAR 1996
	2535753	MOHR Muriel	F	BA					16	14	30 SEP 2006
	2537606	REDDER Veronika	F	SX			18				14 OCT 2004
	2532659	WEISS Emma	F	AE		13					22 JAN 2000
	2534190	FISCHER Florian	M	SX			31				28 AUG 2000
	2530943	HRONEK Tim	M	SX			10				1 JUN 1995
	2532784	RENN Cornel	M	SX			23				22 OCT 1998
	2529713	WILMSMANN Florian	M	SX			3				21 JAN 1996
<i>Total of 11 GER Competitors (7 Women - 4 Men)</i>											
IRL - Ireland											
	2534273	LYNCH Benjamin	M	HP				42	777	925	8 SEP 2002
<i>Total of 1 IRL Competitors (1 Man)</i>											
ITA - Italy											
	2537458	CHESI Andrea	F	SX			35				6 OCT 2003
	2537873	GALLI Jole	F	SX			6				26 JUL 1995
	2539335	GASSLITTER Maria	F	SS BA					25	35	1 OCT 2006
	2537886	PASSARETTA Manuela	F	DM MO	79						18 APR 2006
	2538904	TABANELLI Flora	F	BA					5	1	20 NOV 2007
	2533845	DEROMEDIS Simone	M	SX			2				2 APR 2000
	2537178	TABANELLI Miro	M	BA SS					32	9	17 NOV 2004
	2537096	TOMASONI Federico	M	SX			37				4 JUL 1997
	2529952	ZORZI Edoardo	M	SX			22				24 JUN 1996
	2535668	ZUECH Dominik	M	SX			18				25 FEB 1996
<i>Total of 10 ITA Competitors (5 Women - 5 Men)</i>											



Entry List by NOC

Lista di Partecipanti per NOC / Liste des inscriptions par CNO

REVISED
20 FEB 17:16

As of FRI 20 FEB 2026

NOC	FIS Code	Name	Gender	Event Code	MO FIS Seeding Rank	AE FIS Seeding Rank	SX FIS Seeding Rank	HP FIS Seeding Rank	SS FIS Seeding Rank	BA FIS Seeding Rank	Date of Birth
JPN - Japan											
	2538174	ARAI Makiko	F	SX			41				12 JUN 1993
	2533039	FUJIKI Hina	F	DM MO	12						17 APR 2001
	2535164	IGARASHI Runa	F	AE		31					1 OCT 2004
	2529584	KIRIYAMA Nanaho	F	HP				21	167	209	19 JUL 1996
	2533643	KOGA Yuna	F	SS BA				111	46	39	2 APR 2002
	2534176	KONDO Kokone	F	SS				102	17	24	19 FEB 2003
	2538954	MUKOGAWA Sakurako	F	SX			40				20 JAN 1992
	2535727	NAKANISHI Lin	F	SX			27				6 AUG 2003
	2533488	NAKAO Haruka	F	DM MO	25						19 APR 2001
	2532031	TOMITAKA Hinako	F	DM MO	6						21 SEP 2000
	2532040	YANAGIMOTO Rino	F	DM MO	27						13 DEC 2000
	2529670	FUJIKI Goshin	M	DM MO	20						31 MAY 1997
	2532776	FURUNO Satoshi	M	SX			40				11 JUN 1999
	2529645	HORISHIMA Ikuma	M	DM MO	1						11 DEC 1997
	2533764	IGARASHI Haruto	M	AE		39					13 DEC 2002
	2534823	KOBAYASHI Ryuto	M	SX			64				16 FEB 1996
	2533655	MATSUURA Toma	M	HP				23	873	963	23 SEP 2002
	2531352	NISHIZAWA Taketo	M	DM MO	19						1 OCT 1999
	2530672	SHIMAKAWA Takuya	M	DM MO	24						18 DEC 1998
	2534912	SUGAI Ryo	M	SX			16				11 DEC 1991

Total of 20 JPN Competitors (11 Women - 9 Men)

KAZ - Kazakhstan

	2532085	AMRENOVA Ayaulym	F	DM MO	20						30 NOV 2001
	2484307	GALYSHEVA Yuliya	F	DM MO	18						23 OCT 1992
	2535385	GORODKO Anastassiya	F	DM MO	5						14 MAY 2005
	2531594	ZHOLDAS Ayana	F	AE AET		35					9 JUN 2001
	2539389	ASSAN Assylkhan	M	AE AET		23					25 JUL 2009
	2532857	IVANOV Roman	M	AE AET		27					12 JUL 2001
	2532095	KHASHIRBAYEV Sherzod	M	AE AET		25					14 APR 2003
	2528846	KOLMAKOV Pavel	M	DM MO	26						14 AUG 1996
	2537928	RAIMKULOV Dinmukhammed	M	AE		29					3 AUG 2006

Total of 9 KAZ Competitors (4 Women - 5 Men)

KOR - Republic of Korea

	2535364	KIM Daeun	F	HP				22	264	265	15 JAN 2005
	2539009	LEE Soyoung	F	HP				42	148	157	8 MAY 2008
	2537929	YUN Shin-Ee	F	DM MO	85		191	109	251	248	8 SEP 2007
	2534856	JUNG Daeyoon	M	DM MO	11				988	770	24 JUL 2005
	2535363	LEE Seunghun	M	HP				17	910	1011	12 JUL 2005
	2537625	LEE Yoonseung	M	DM MO	55						5 OCT 2006
	2535769	MOON Heesung	M	HP				47	887	941	15 SEP 2006

Total of 7 KOR Competitors (3 Women - 4 Men)



Entry List by NOC

Lista di Partecipanti per NOC / Liste des inscriptions par CNO

REVISED
20 FEB 17:16

As of FRI 20 FEB 2026

NOC	FIS Code	Name	Gender	Event Code	MO FIS Seeding Rank	AE FIS Seeding Rank	SX FIS Seeding Rank	HP FIS Seeding Rank	SS FIS Seeding Rank	BA FIS Seeding Rank	Date of Birth
NOR - Norway											
	2531917	EIE Sandra	F	BA					49	36	14 NOV 1995
	2533813	FROSTAD Tormod	M	BA SS					8	7	29 AUG 2002
	2532704	RUUD Birk	M	BA SS				133	1	2	2 APR 2000
	2533820	SAMNOEY Ulrik	M	BA SS					16	15	11 JAN 2002
	2533816	SCHJERVE Sebastian	M	BA SS					10	16	16 MAR 2000
<i>Total of 5 NOR Competitors (1 Woman - 4 Men)</i>											
NZL - New Zealand											
	2534921	ANDREWS Ruby Star	F	SS BA				99	10	15	29 DEC 2004
	2539048	THOMAS Mischa	F	HP				13	53	65	19 MAR 2008
	2539061	TROTTER Sylvia	F	SS BA				51	34	33	28 OCT 2007
	2539875	BALL Lucas	M	BA SS					53	40	13 AUG 2008
	2533673	BARCLAY Ben	M	BA SS					9	14	4 FEB 2002
	2533322	HARRINGTON Ben	M	HP				24	996	1170	13 OCT 2001
	2534919	HARRINGTON Luca	M	BA SS				147	7	4	19 FEB 2004
	2538195	HARROLD Luke	M	HP				10	101	132	12 APR 2008
	2534929	LEGNAVSKY Gustav	M	HP				27	965	1157	23 SEP 2005
	2535838	MELVILLE IVES Finley	M	HP				1	156	184	6 JUL 2006
<i>Total of 10 NZL Competitors (3 Women - 7 Men)</i>											
RSA - South Africa											
	2535457	MALHERBE Malica	F	DM MO		34					17 AUG 2004
<i>Total of 1 RSA Competitors (1 Woman)</i>											
SUI - Switzerland											
	2537064	ANDRASKA Anouk	F	BA				114	35	16	24 JAN 2004
	2534134	COUSIN Sixtine	F	SX			15				23 OCT 1999
	2533149	GANTENBEIN Talina	F	SX			12				18 AUG 1998
	2532209	GREMAUD Mathilde	F	SS BA					2	3	8 FEB 2000
	2532831	HOEFFLIN Sarah	F	SS BA					15	4	8 JAN 1991
	2535847	KOZOMARA Lina	F	AE AET		29					21 JUL 2005
	2533798	LACK Saskja	F	SX			8				18 APR 2000
	2526373	SMITH Fanny	F	SX			5				20 MAY 1992
	2531561	TANNO Giulia	F	SS BA					22	21	5 MAY 1998
	2533493	BAUR Tobias	M	SX			13				7 APR 1997
	2530746	BOESCH Fabian	M	BA SS					17	22	6 JUL 1997
	2532432	BRIGUET Robin	M	HP				35	697	927	11 MAY 1999
	2528262	DETRAZ Romain	M	SX			30				21 DEC 1993
	2526955	FIVA Alex	M	SX			6				29 JAN 1986
	2532212	GUBSER Kim	M	BA SS					25	25	17 MAY 2000
	2530747	RAGETTLI Andri	M	BA SS					4	8	21 AUG 1998
	2531493	REGEZ Ryan	M	SX			4				30 JAN 1993
	2533952	RHYNER Nils	M	BA SS				146	27	39	20 DEC 2002
	2532120	ROTH Noe	M	AE AET		7					27 DEC 2000
	2533607	WERNER Pirmin	M	AE AET		6					10 JAN 2000
<i>Total of 20 SUI Competitors (9 Women - 11 Men)</i>											



Entry List by NOC

Lista di Partecipanti per NOC / Liste des inscriptions par CNO

REVISED
20 FEB 17:16

As of FRI 20 FEB 2026

NOC	FIS Code	Name	Gender	Event Code	MO FIS Seeding Rank	AE FIS Seeding Rank	SX FIS Seeding Rank	HP FIS Seeding Rank	SS FIS Seeding Rank	BA FIS Seeding Rank	Date of Birth
SVK - Slovakia											
	2534675	FRICOVA Nikola	F	SX			46				1 JAN 2001
<i>Total of 1 SVK Competitors (1 Woman)</i>											
SWE - Sweden											
	2534864	LUNDHOLM Elis	F	DM MO	26						10 JUL 2002
	2534183	MOBAERG Linnea	F	SX			21				22 JUN 2001
	2530111	NAESLUND Sandra	F	SX			1				6 JUL 1996
	2530165	HARLAUT Henrik	M	SS					59	75	14 AUG 1991
	2532975	MOBAERG David	M	SX			8				17 MAY 1999
	2531763	MOBAERG Erik	M	SX			20				22 JUN 1997
	2534492	NORDQVIST Martin	M	SS BA					78	64	13 SEP 2003
	2531923	STEGFELDT Rasmus	M	DM MO	23					1044	2 SEP 1998
	2530203	TJADER Jesper	M	BA SS					13	20	22 MAY 1994
	2532001	WALLBERG Walter	M	DM MO	8					1057	24 MAR 2000
<i>Total of 10 SWE Competitors (3 Women - 7 Men)</i>											
UKR - Ukraine											
	2534499	BRYKINA Anhelina	F	AE AET		17					8 AUG 2004
	2532574	KOTSAR Kateryna	F	SS BA					43	23	27 JUN 2000
	2538215	POPOVYCH Nelli	F	AE AET		25					23 JUL 2007
	2538217	YABLONSKA Diana	F	AE AET		21					15 AUG 2007
	2538216	YATSIUK Oksana	F	AE AET		32					5 MAY 2006
	2535856	HAVRIUK Yan	M	AE AET		12					24 DEC 2004
	2534531	KOTOVSKYI Dmytro	M	AE AET		4					8 NOV 2001
	2534965	KUZNIETSOV Maksym	M	AE AET		21					2 FEB 2004
	2530243	OKIPNIUK Oleksandr	M	AE AET		18					4 SEP 1998
<i>Total of 9 UKR Competitors (5 Women - 4 Men)</i>											



Entry List by NOC

Lista di Partecipanti per NOC / Liste des inscriptions par CNO

REVISED
20 FEB 17:16

As of FRI 20 FEB 2026

NOC	FIS Code	Name	Gender	Event Code	MO FIS Seeding Rank	AE FIS Seeding Rank	SX FIS Seeding Rank	HP FIS Seeding Rank	SS FIS Seeding Rank	BA FIS Seeding Rank	Date of Birth
USA - United States of America											
	2538466	DOSSA Kyra	F	AE AET		15					24 JAN 2004
	2532241	GIACCIO Olivia	F	DM MO	3						15 AUG 2000
	2537238	GRAY Kate	F	HP				16	71	89	29 JUN 2006
	2533050	HAMILL Marin	F	SS BA				100	11	17	5 APR 2001
	2533135	HARWOOD Rell	F	SS BA					7	10	1 JUN 2001
	2533087	HENDERSON Grace	F	SS BA					23	32	28 APR 2001
	2533666	IRVING Svea	F	HP				9	231	287	27 FEB 2002
	2534469	JACOBS Riley	F	HP				11	224	219	14 AUG 2003
	2532270	JOHNSON Tess	F	DM MO	2						19 JUN 2000
	2529064	KAUF Jaelin	F	DM MO	7						26 SEP 1996
	2540229	KRUMME Avery	F	SS BA					20	28	23 AUG 2008
	2534233	KUHN Kaila	F	AE AET		3					8 APR 2003
	2537762	LEMLEY Elizabeth	F	DM MO	4						22 JAN 2006
	2534232	TANNER Tasia	F	AE AET		12					26 JUL 2002
	2530620	VINECKI Winter	F	AE AET		4					18 DEC 1998
	2540033	WINTERBERGER Abby	F	HP				14	85	52	1 MAY 2010
	2535366	CURRAN Connor	M	AE AET		11					23 SEP 2004
	2533963	DEHLINGER Quinn	M	AE AET		10					8 JUN 2002
	2528504	FERREIRA Alex	M	HP				2			14 AUG 1994
	2532945	FOREHAND Mac	M	SS BA					5	10	4 AUG 2001
	2529040	GOEPFER Nick	M	HP				3	637	824	14 MAR 1994
	2532249	HALL Alex	M	SS BA					2	3	21 SEP 1998
	2531269	HESS Hunter	M	HP				5	941	1148	1 OCT 1998
	2531521	IRVING Birk	M	HP				7	974	1161	26 JUL 1999
	2534669	KRUEGER Derek	M	AE AET		17					2 JUN 2003
	2530617	LILLIS Christopher	M	AE AET		13					4 OCT 1998
	2537180	MICKEL Charlie	M	DM MO	4						6 JUL 2004
	2533462	PAGE Nick	M	DM MO	3						1 AUG 2002
	2535007	PODMILSAK Troy	M	SS BA					19	1	23 AUG 2004
	2534013	RALPH Konnor	M	SS BA					12	19	27 JAN 2003
	2527085	WALCZYK Dylan	M	DM MO	15						25 JUN 1993
	2534140	WENDLER Landon	M	DM MO	14						12 OCT 2000

Total of 32 USA Competitors (16 Women - 16 Men)



Entry List by NOC

Lista di Partecipanti per NOC / Liste des inscriptions par CNO

REVISED
20 FEB 17:16

As of FRI 20 FEB 2026

Note:

Aerials, Moguls:

The FIS Seeding List is based upon the respective World Cup Standings after the last competition held before the Olympic Winter Games.

Dual Moguls:

The FIS Seeding List is based upon the respective World Cup Rank, Moguls Final rank (individual event on the Olympic program) or FIS Points Rank whichever is highest following the individual Moguls event at the Olympic Winter Games.

Freeski Big Air, Freeski Halfpipe, Freeski Slopestyle:

The FIS Seeding List is based upon the respective and latest FIS Points List calculated before the Olympic Winter Games. For Big Air the seeding list will take in account the best rank of each competitor between the Big Air and Slopestyle FIS points lists.

Ski Cross:

The FIS Seeding List is based upon the respective World Cup Standings, World Cup Starting List or FIS Points List rank whichever is better after the last competition held before the Olympic Winter Games.

Legend:

AE	Aerials	BA	Big Air	DM	Dual Moguls	F	Female
HP	Halfpipe	M	Male	MO	Moguls	SS	Slopestyle
SX	Ski Cross						

REVISED

Added Mixed Team Aerials entries.



Official Communication

Comunicazione ufficiale / Communication officielle

Item: 4

Women's and Men's Qualification on February 17 postponed

Summary:

Due to weather conditions, the Women's and Men's Aerials Qualification originally planned for February 17 has been postponed. More information regarding new date and time will be provided by FIS and MiCo.

Issued by: Andy Stein, FIS Technical Delegate
Time: 13:09
Date: 17 FEB 2026

This decision affects: Results
Schedule
Other

X



Official Communication

Comunicazione ufficiale / Communication officielle

Item: 5

Changes to the competition schedule for Aerials

Summary:

Due to unfavourable weather conditions, the Aerials Qualification originally scheduled for February 17 has been rescheduled to February 18 (Women) and February 19 (Men). Start times have been adjusted accordingly.

New schedule:

- February 18 – Women’s Aerials, start for Qualification at 10:00, Finals at 13:00.
- February 19 – Men’s Aerials, start for Qualification at 11:00, Finals at 14:00.

Issued by: Andrea Rinaldi, FIS Race Director
Time: 16:32
Date: 17 FEB 2026

This decision affects:

Results
Schedule
Other

X



Sport Communication

Comunicazione sportiva / Communication sportive

Item: 1

Aerials Practice Session

At 11:30, due to weather conditions and intermittent in-run speed checks since 10:00, the race director and the jury have decided to cancel the first practice session. The jury has also decided to cancel the second training session (12:45 - 14:45). There will be no Aerials practice sessions today. The practice sessions will not be rescheduled.

Issued by: Andrew Stein - FIS Technical Delegate
Time: 11:50
Date: 16 FEB 2026



Sport Communication

Comunicazione sportiva / Communication sportive

Item: 2

Change of Jury for Women's Freeski Halfpipe Final.

Due to the rescheduling of the Women's Freeski Halfpipe Final to Sunday, 22 February, there will be a change to the Jury. Roby Moresi will replace Ritchie Date as FIS Contest Director.

Issued by: Ritchie Date, FIS Contest Director
Time: 18:42
Date: 21 FEB 2026



Sport Terminology

Terminologia sportiva / Terminologie du sport
As of FRI 30 JAN 2026

Moguls and Dual Moguls

Term	Definition
Air	A jump in the mogul run in which the competitor uses to perform jumps. Two airs are required in each moguls run.
Air bump	A specially constructed jump that has been set in the mogul course.
Backscratcher	Competitor touches his/her back with the tail of both skis. The knees bend under the body; the shoulders and hips have to lean back to avoid falling forward.
Body position	The stance, balance and movement of the competitor's body.
Carving	Technique of edging the skis through turns to control speed. Efficient use of edging to control speed in and out of the turns during a run.
Control gate	A series of 10 equally spaced gates set on the mogul course.
Cross	The crossing of the skis in an "X".
Fall line	An imaginary line that follows the steepest gradient down a slope. (i.e. the path a rolling ball would follow down the slope).
Grab	In a jump, the competitor reaches and holds a part of the ski for a duration of time. Performing a grab results in a higher degree of difficulty.
Helicopter	An upright aerial spin of 360 degrees.
Inverted jumps	These jumps consist of either flips or loops. These jumps can also have twists, positions or grabs.
Loop	A rotation around the central axis of the body.
Mogul	A roll or ridge of snow caused by competitor traffic.
Mule kick	A 90-degree drop of the skis with a 45-degree twist to the side. The tips drop but the heels are kicked out to one side.
Multiple manoeuvres	Any combination of tricks. An example is a Double Daffy, a Daffy Twister Spread or an Off-Axis with two positions.
Off-Axis	A tilted rotation to one side of the vertical axis, which is the result of a forward and sidewise or backward and sidewise leaning during the take-off of a 360 or 720 jump.
Pace time	Is a calculated value which is different for men and women. To calculate the pace time, take the course length in metres then divide it by the pace time value.
Position	In a jump, the competitor can create a position, like crossing the skis, for a duration of time. Performing a position results in a higher degree of difficulty.
Reverse trough	The technique of skiing on top of the moguls and turning in the opposite direction of the ruts.
Ruts	The deep area between moguls.



Sport Terminology

Terminologia sportiva / Terminologie du sport
As of FRI 30 JAN 2026

Term	Definition
Speed	The time it takes the competitor to complete the course is worth 25% of their final score.
Spread	Competitors arms are extended and legs split apart to the side. The upper body remains upright with ski tips and tails even and parallel.
Trough	Ruts, or a deep path through the moguls.
Turns	Consistent changes in direction of travel to either side of the fall line.
Twister	Skis twist 90 degrees to one side of the body, hands and body twist to the opposite side.
With Position	The addition of a position to a jump, e.g. "360 with Position".



Sport Terminology

Terminologia sportiva / Terminologie du sport
As of FRI 30 JAN 2026

Aerials and Mixed Team Aerials

Term	Definition
3	Three hundred and sixty (360) degree spin around the vertical axis.
7	Seven hundred and twenty (720) degree spin around the vertical axis.
70	Seven hundred and twenty (720) degree spin, off-axis, around the vertical axis.
Air (as in Air & Form)	This category of judging takes into account the quality of take-off and the height and distance of the jump.
Back	The direction of travel of a competitor's jump. Also known as a single flip.
Back full	A back flip with a full twist.
Back layout	Single flip in layout position.
Back somersault	One single backflip.
Back tuck	Single backflip in the tuck position.
Degree of difficulty (DD)	Numeric value that represents the difficulty of the manoeuvre and is used as a multiplier when calculating the total score in aerials.
Double	Two flips.
Double full	Single layout flip with two twists.
Double full, full, full	Three flips with four twists. Two twists on the first flip, right off the jump.
Double layout or lay-lay	Two flips in the layout position.
Double somersault	Two flips.
Half	A flip with a half-twist (180 degrees), performed in layout or puck position.
Half in	A half twist on the first flip of a double or triple somersault.
Half Out	A half twist on the last flip of a double or triple somersault.
Form	The quality of execution of a manoeuvre or run.
Front somersault	One forward flip.
Full	A flip with a full twist.
Full in	A full twist on the first flip of a double or triple somersault.
Full in, full out	Two flips with each flip having one twist.
Full out	A full twist on the last flip of a double or triple somersault.



Sport Terminology

Terminologia sportiva / Terminologie du sport
As of FRI 30 JAN 2026

Term	Definition
Full tuck/pike	Two flips, with one twist in the first flip.
Full, double full	Two flips with three twists, with a double twist in the second flip.
Full, double full, full	Three flips with four twists. The second flip has two twists.
Full, double full, tuck	Three flips with three twists; the second flip has two twists.
Full, full, full	Three flips with three twists. Each flip has one twist.
Full, lay	Two flips in the layout position with one twist in the first flip.
Full, tuck, full	Three flips with two twists; the second flip is without a twist.
Flip	As somersault, which is either performed backwards, forwards or sideways.
Half	A flip with a half-twist.
Half in	A half-twist on the first flip of a double or triple somersault.
Half out	A full twist on the first flip of a double or triple somersault.
Half, full, half	Three flips with two twists. The first and third flips has a half twists, the second flip has full twist.
Half, half, full	Three flips. The first has a half-twist, the second has a half-twist, and the third has a full twist.
Half, rudy, full	A triple backflip, the first with a half-twist, one-and-a-half in the second, and a full twist in the third.
Half, tuck, half	Three flips with two half-twists. Two half-twists are performed in the first and third flips.
Half-half	Two flips with a half-twist in both.
Height and distance	The arc that the competitor travels when jumping. A section of the air score.
High score	The higher of the two jump scores in aerials. Used in aerial tie-breaking.
In-run	In aerials, the skiers descend an in-run which ends in a take-off ramp (the jump).
Jump	One of several rounds of aerial competition.
Jump code	A textual code that is formed using predefined letters and numbers that describe the manoeuvres to be performed.
Kicker	The aerial jump.
Knoll	The line that separates the table from the landing hill.
Landing	The specially prepared slope on which aerialists land.
Lay or layout	The body is extended as straight as possible.
Lay, full	Double flip in the layout position with a full twist in the second flip.



Sport Terminology

Terminologia sportiva / Terminologie du sport
As of FRI 30 JAN 2026

Term	Definition
Lay, full, full	A double-twisting triple flip. Twists occur in the second and third flips.
Lay, full, tuck	Triple flip, first in the layout position, second flip with a twist, third in a tuck.
Lay, lay, full	Triple flip, first two flips in layout position, third laid out with a twist.
Lay, tuck	Double flip, with the first in the layout position and the second in the tuck position.
Lay, tuck, full	A triple flip, the first in the layout position, the second in the tuck position, and the third in the layout with a twist.
Lay, tuck, tuck	A triple flip, the first in the layout position and the last two in the tuck position.
Layout	The body is extended as straight as possible.
Pike	The body bends at the waist, the legs remain straight. A "V" or jack-knife position.
Pop	The extension or snap at the end of the jump which sets the flip in motion.
Puck	The body is in an open tuck position with legs pulled up 45 degrees (hands do not necessarily touch the knees).
Quadruple or quad	Four flips.
Randy	A flip with 2 ½ twists.
Rudy	A flip with 1½ twists.
Slap back	When a jumper over-rotates on landing and they go to their back before standing up and skiing out of the outrun.
Sling	A bad take-off from the kickers that sets a very fast rotation. Slings usually happen when a jumper throws his/her arms and shoulders back too quickly.
Somersault	A front, backward or side rotation around the horizontal or central axis.
Table	The flat area where the jumps are built.
Take-off	A good take-off has knees, hips and arms all completely extended as a competitor's feet cross the end of the kicker.
Triple	Three flips.
Tuck	The knees are pulled up in front of the body to an angle of 90 degrees from the body.
Twist	A spin (rotation of the body around the vertical axis).



Sport Terminology

Terminologia sportiva / Terminologie du sport
As of FRI 30 JAN 2026

Ski Cross

Term	Definition
Air time	The time from the take-off of the jump until the landing.
Arm guard	A specially designed cover that protects the arms from falls and from hitting the gate poles.
Back protector	A specially designed cover that protects the back from impacts.
Bank	An inclined curve out of snow which helps to make a turn.
Big final	The final round of a ski cross competition.
Blocking	Purposefully preventing a faster competitor from passing, by turning or preventing the line.
Body armour	Anatomically designed special equipment that protects certain body parts.
Boot height	The height of the heel or sole of the boot from the bottom of the boot.
Brackets	A group of four competitors that are selected to compete against each other.
Change of direction	Crossing the fall line twice.
Coloured bibs	Red, green, blue and yellow bibs.
Colouring	A liquid that is used to mark different parts of the course to increase visibility and provide information about the coming features.
Corner jump	A jump with a sharp turn on landing.
Countdown clock	A digital light display used to count down the time before the next start sequence.
Course design	A detailed plan of the layout of the course including the number of features, changes of direction, safety measures and finish area.
Course designer	An individual who considers the natural features of a slope and prepares a drawing and construction plan for the course using these natural features together with additional artificially created temporary features.
Course length	The measured length of the course in metres from the start gate to the finish line.
Course testing	A series of runs before the official training which determines the suitability of the course for competition.
Determination winner	of Crossing the finish first or reaching the furthest down the course.
Disqualification 1	Missing a gate, will be marked as DNF.
Disqualification 2	Will be marked as DQB, but not ranked, caused by unsportsmanlike behaviour.
Draw	A random sorting of the different seeded groups to determine the start list.
Fall line	An imaginary line that follows the steepest gradient down a slope. (i.e. the path a rolling ball



Sport Terminology

Terminologia sportiva / Terminologie du sport
As of FRI 30 JAN 2026

Term	Definition
	would follow down the slope).
Features	A series of natural or specially designed elements on the course.
Finalist	A competitor who qualifies to compete in the final rounds of the competition.
Finish area	The area directly after the finish line and before the exit gate. The area is for deceleration.
Finish line	A line which denotes the end of the run.
Finish referee	The referee responsible for determining finish positions.
First turn	The first change of direction after the start gate marked by a gate.
Flat turn	A turn with no jump or roll in any part of the turn.
Gate flag	A triangular panel held in place by a short pole (stubbie) on the short side and a longer pole on the other side.
Gate judge	A competition official who determines if the competitor has passed through the gate according to the rules.
Heat	A group of four to six competitors that has been determined by the seeding ranking, or by successfully advancing from a previous round.
Heat order	List of heats in the order in which they are run.
Holeshot	The competitor with the fastest start. That is the competitor who times his/her body motions with the exact timing of the opening of the start gate.
Inspection	A set time when the competitors can review the course from the start to finish. They need to have their equipment on including the helmet and bib. They cannot ski the course but must slide down and observe the location of the features and turns.
Interval	The set time between heats.
KO system	"KO" stands for "knockout", which means a system that eliminates part of the field after each heat.
Land marks	Positions on the body for measuring the ski suits.
Landing	The steep slope where the competitors make contact with the snow after a jump.
Lane choice	Each start gate is colour-coded and the competitor with the better rank in the seeding run chooses their lane/start gate first, 2nd chooses second, etc.
LZ (landing zone)	LZ stands for landing zone, which is the probable location where the competitors will land, given the speed of the section of the course, the size of the jump and the angle of the take-off.
Missed gate	Not properly passing through a gate according to the rules.
Pass/passing	One competitor overtakes or moves past another competitor.
Photo-finish	An electronic line-scan camera aligned with the finish line, used to determine competitors'



Sport Terminology

Terminologia sportiva / Terminologie du sport
As of FRI 30 JAN 2026

Term	Definition
equipment	times and finish order.
Poling	Part of the upper-body movements used to increase velocity.
Pro jump	See "step down" jump.
Protection	Plastic protection for various parts of the body (i.e. shoulders, arms, back, legs).
Roller	A "wave or series of waves" (gentle jumps) which the athlete can either absorb or jump.
Seeding	A ranking of the competitors based upon their world cup standings and FIS points.
Seeding run	An interval-based time trial.
Service area	A location on the course, usually at the start, where service personnel prepare the skis.
Service tech	A service person who prepares and maintains technical equipment.
Sintered base	High molecular-weight ski base formed by the heating and compression of small fragments of P-tex. Sintered bases absorb and hold wax better and are more durable than extruded bases, i.e. they are faster.
Skating	Lower-body movement where the competitors put the skis on the edge and push off to increase velocity.
Ski marking	The process used to identify the skis that can be used in competitions.
Ski preparation	The preparation of the base and ski edges to increase performance.
Ski suit	Shall be made of one or two pieces, pants and top and worn over the body armour.
Skiing line	The fastest line around the gates.
Small final	The heat that decides the ranking for fifth to eighth place.
Snow seed	A group of competitors selected from those with low seeding ranks, who start before the first competitor on the start list, when the jury has decided that excess loose snow on the course would disadvantage the early starters
Snow temperature	The surface temperature of the snow measured in degrees Celsius.
Start commands	Three separate announcements are given, with different instructions at each start phase. The start command is "Competitors ready", "Attention".
Start gate	A mechanical device with an opening system and handles.
Start handles	10cm-long horizontal posts which are 95cm above the snow located on the start gate, so that competitors hold on to them to gain some mechanical advantage once the gate opens.
Step down jump	A jump where the landing is lower than the starting point.
Step up jump	A jump where the landing is higher than the starting point.
Table	A jump where the landing is on the same level or a little higher than the kicker.



Sport Terminology

Terminologia sportiva / Terminologie du sport
As of FRI 30 JAN 2026

Term	Definition
Traverse	Travelling perpendicular to the fall line.
Tucking	Taking an aerodynamic position by reducing the frontal surface area.
Turnaround time	The total time it takes to start and complete a run and arrive back to the start area.
Vertical drop	The total difference expressed in metres from the start elevation to the finish elevation.
Video control	The viewing of live video images of the competition course and watching for pushing, pulling, grabbing, blocking and missed gates.
Waxing	Application of substances to the base of the skis.
Yellow flag	Used by the gate personnel to indicate that there has been an obstruction on the course.



Sport Terminology

Terminologia sportiva / Terminologie du sport
As of FRI 30 JAN 2026

Freeski Halfpipe, Freeski Slopestyle and Freeski Big Air

Term	Definition
Airtime	Time spent not in contact with the earth.
Apex	Crest of the turn; top of the arc above a pipe.
Approach	1. The in-run and line to a feature. 2. The movements and tactics a rider uses before reaching the take-off zone of a feature. Areas in the park and pipe designed for setting speed and preparing to use a feature.
Backside hips	Hitting a hip backside requires around 45-100 degrees of backside rotation. It looks and feels somewhat like a backside air in the halfpipe. However, the take-off can be a little tricky. Depending on the shape of the take-off, a backside air is often done slightly off the toes. This is due to the fact that the rider must take-off towards the landing, which is to the side and may require a toe take-off. This seems a little weird at first, but it can get comfortable.
Banks	A bank of snow that may be used to turn against and direct the flow of traffic, and may have a box or jib on its top edge to jib or slide.
Basin	Enclosed bowl in the shape of a bowl, or spoon-shaped.
Berms	A berm is like a bank except it has a more defined turn and arcing shape. Used in motocross, the berm translates directly to the boardercross course. The Mount Baker Banked Slalom is a good example of riding berms. It is a berm contest and very cool.
Boost	Developing big air off a take-off. Most commonly associated with boosting out of the pipe-ailing far above the deck of the pipe. Pop, when a rider makes movements to get into the air and go big.
Box or platter	A box is a general term describing a wider sliding surface. A box-style feature may or may not have sides that actually make it a box. A box with just one centre support underneath a wide sliding surface may also be called a platter. Often the sliding surface of a box or platter is made up of skatelite, masonite or a hard plastic.
Busting	Throwing down a mad trick. Performing a manoeuvre, going big, and looking cool.
Butter box	The butter box is a big rectangle of snow built solely to jump on to, slide or butter across it, then jump off. Most butter boxes have a take-off, a gap, the box (with a slightly curved shape to enhance the landing and take-off on the butter box), then another gap to a landing. They are super fun and hold potential for a huge variety of twirling, pressing and buttering manoeuvres.
C box or C rail	A box or rail with a C shape. The curved rails and platters are fun and have their own feel. It takes time and progression to gain confidence with this type of feature. Once mastered a rider might do any trick or variation they would on a straight feature.
Cannon	A cannon is a box or rail setup on the end of, and off the back of, a jump take-off. The box or rail will hang out over the deck of the jump and the feature matches the trajectory that a rider would take if it was just the jump by itself. The rider slides the cannon and then blasts from it with enough speed to clear the jump deck and land on the jump landing.



Sport Terminology

Terminologia sportiva / Terminologie du sport
As of FRI 30 JAN 2026

Term	Definition
Deck	1. The top horizontal portion of a halfpipe wall, past the lip, where one can "deck out" while riding a pipe or ride alongside the lip and drop in. 2. A walkway to hike to the top of a halfpipe. 3. The flat portion of a tabletop or stepdown between the lip and landing zone. Also known as a rollout deck.
Deck out	While riding up a pipe wall, airing out on to the deck.
Decks	The decks are at least the width of a snowcat (snow groomer) (about 20-30 feet) on each side of the lips of the halfpipe. Each time the halfpipe is cut, roughly six inches of width is lost, depending on the condition of the halfpipe. It is therefore important that the decks are nice and wide when the pipe is built, so that it will last the winter.
Double barrel	Two above-mentioned rails, conjoined, fused together.
Down rail or down box	A box or rail intended to simulate an urban style handrail. Usually set up so that the rider will jump on to the rail or box from the side instead of over the top.
Drop in	Usually just a high spot or mound at the top of the pipe that serves as both a drop in to gain speed for dropping into the halfpipe and as a staging area for the line-up of usual traffic or for an event.
Dropping/dropping in	The act of starting your approach to a feature. What a competitor might say to their fellow parkmates as a courtesy and a way of cueing up who is next when the park gets a little busy. Do not bogart someone else's drop.
Feature	All the manmade goodies available in the park: each rail, box, jump, spine, halfpipe, quarter-pipe, picnic table, etc., is an element or feature available to ride or jib on.
Flat bar	A rail with a rectangular shape, lengthwise. The grinding side of the rail, usually a minimum of three inches wide.
Flat bottom	Although it is called the flat bottom, when a pipe is cut at its very best, as it would be for a big event or demonstration, the flat bottom is a smooth round arc that blends the two wall transitions. However, when it is not a contest cut, most pipes do have a fairly flat bottom and often a little bit of a kink where the flat bottom meets the cut transition. This kink is called a gutter because it resembles a gutter on the side of a street.
Flat-bottom	The area of snow between the transition of a halfpipe.
Frontside hips	Hitting a hip frontside requires about 45-100 degrees of frontside rotation. It looks and feels somewhat like a frontside air in the halfpipe. However, the take-off can be a little tricky. Depending on the shape of the take-off, a frontside air is often done slightly off the heels. This is due to the fact that the rider must take-off towards the landing, which is to the side and may require a heel take-off. Again, feels a little weird, but you can get used to it, and boost.
Fun box	Usually square or rectangular, slightly higher than snow, and wider than a rail.
Grab	A general term for the variety of moves where the rider intentionally uses a hand to grab their board(s). These add style to the rider's manoeuvre and can actually enhance balance and/or spin control. Listen for terms including tip, tail, mute, indy, toxic, safety, Japan, stalefish and others to name grabs that describe specific combinations.



Sport Terminology

Terminologia sportiva / Terminologie du sport
As of FRI 30 JAN 2026

Term	Definition
Halfpipe	A snow structure consisting of opposing radical transition walls of the same height and size. Ditch-like feature running down the fall line with a relatively flat bottom, transitions on both sides, and a rollout deck. Riders travel back and forth from wall to wall while moving down the line.
Halfpipes	Having become more and more common at some bigger ski resorts, halfpipes have progressed by leaps and bounds over the past 15 years. In 2010, a halfpipe was just a pair of banks with highway hits or little kickers to launch from. They were all different. Some had turns, some had lift towers growing out of the wall, some had built-in quarterpipes at the bottom and all were fun, for their day. Today the halfpipes are immaculate. Becoming more uniform the pipes of today are cut with refined transition shaping machines attached to snowcats. Unlike the skate ramp, builders are constantly battling nature in their attempts to provide a finished product that will be easy to maintain and last through the winter.
Hand rails	In urban settings, hand rails are everywhere. It is the challenge for the urban rider to find creative ways to get speed for hand rails set on stairways around the city, or in random and unusual locations.
High rail	A high rail is just that: a high rail. Commonly set up with a larger gap on to it, the high rail requires good speed-judging skills and total confidence. Coming up short jumping on to a high rail could end a competitor's season.
Hip	Like a spine, but with a distinct take-off ramp and landing zone.
Hips	Take a big hip, with a landing which starts as little as right behind the take-off and has a sweet spot that goes for 50-60 feet along the top of the hip landing. A hip is basically a jump take-off with a landing that goes off to the side in relation to the trajectory of the rider. Some hips have a take-off and two landings. Mostly, hips have a take-off and one landing, either to the right or to the left. Coming from either inside a gully or from on top of the ridge, a hip take-off may be built to send the rider skywards, then land back inside the gully on the bank.
Hit	Jump.
Hucking	Associated with throwing the body into the air. Huckers may or may not lack skill, but do not lack fear. A huckfest is where there is a quorum of huckers hucking.
Jump	Bump of some sort or tabletop that can be used to catch air.
Kicker	The jump's ramp. Specifically, the take-off area. Also known as a booter.
Kink	Combinations: up flat, flat down, flat down flat, down flat down, up flat down, up flat down flat down.
Knuckle	The top of the landing zone on a tabletop jump. Also called the crown of the landing.
Landing/landing zone	The area of a jump that includes the landing and the runout where rider lands having completed their manoeuvre and are still moving at high velocity. Also known as a pillow.
Lip	1. The top of the take-off ramp of a feature. 2. The lip of the halfpipe is essentially the corner or knuckle made between the wall and the deck of the halfpipe. Focus on the lip is essential in the timing of release into tricks.



Sport Terminology

Terminologia sportiva / Terminologie du sport
As of FRI 30 JAN 2026

Term	Definition
Manoeuvre	A competitor's trick, jib, air-time, grab, or other action between take-off and landing. Simply put, what a rider does to look cool after leaving the snow (take-off zone) when using a terrain feature.
Quarterpipe	A half U-shaped transition, facing uphill. Commonly found at the bottom of a halfpipe or on the sides of tabletops.
Rail	1. Short for handrail. Any piece of material set up to slide on. Can be made of wood, metal or plastic. 2. A rail is a metal sliding surface that the rider will hop or jump on to slide or grind.
Rainbow rail or box	A rail or box shaped like a rainbow.
Riding	Generic term to describe what skiers and snowboarders do.
Roller coasters	A roller coaster rail or box is like a rainbow into a jump or kicker-type transition at the end. It is like an S on its side, and allows the rider to perform all kinds of spin or even flip tricks off the end of the box or rail.
Rollers	1. Series of undulations. Also known as rhythm section, camelbacks, camel humps and pump bumps. 2. Another common sight in boardercross courses as well as in parks. Usually set up in sets of two to six in a row, rollers are regarded as great fun. A rider may pump through the rollers or double them by airing from the front of one over the trough between it and the next, to land on the back of the second roller. Pumping, doubling and even tripling are all common terms and activities in a boardercross race to generate speed and attempt to stay in front or pass the competition.
S box or rail	A box or rail in an S shape. C and S rails sometimes also have a little rise and fall mixed into the feature. This adds to the feeling of being on a ride.
Single barrel	A rail in the shape of a single pipe.
Spine	A manmade snow feature resembling the shape of an oblong pyramid. The peak is usually parallel to the fall line, and the base has a smooth, radial transition to the immediately surrounding terrain. Comes to a point on the top, with two smooth edges leading up to the point. Jumping takes place where the take-off and landing meet.
Spines	A pair of matching transitions that usually puts the rider in the air straight over the spin to stall at the peak of hang time, then drop back down into the landing on the other side. Common in skateboard and BMX parks, they are also great fun on a snowboard. Spines are usually 10-15 feet tall and can be set up across the fall line so that competitors hit it straight up and go straight over the top, or with the fall line so that they hit it from one side or the other, pause in the hangtime, then drop into the landing on the other side. Both types are commonly used as a feature on boardercross tracks.
Step down	The step down jump became very popular for parks and big air jumps in the past decade. Many like the step down-type jump because the rider has more hang time and is further off the ground so it looks cooler or more dramatic. However, it does carry more risk. If a competitor comes up short, they fall further before hitting the knuckle which increases the chances of injury. Even if hitting the sweet spot, which can be perfect in pitch, grooming and stomp-ability, at touch down the impact and momentum are higher, which raises the potential for injury than the landing of a tabletop or step up.



Sport Terminology

Terminologia sportiva / Terminologie du sport
As of FRI 30 JAN 2026

Term	Definition
Step up	A jump, regarded as more forgiving than a table.
Switch	Riding backwards, with the non-dominant foot forward. Also known as fakie or cab.
Table top	Has a take-off ramp, flat deck, and a landing zone. A tabletop jump is so called because the deck of the jump is flat like a table. The deck usually begins right at, or just a little below, the take-off of the jump.
Take-off	1. Movements that riders make to set them into a manoeuvre on any terrain feature. 2. The rider's action at a feature's take-off (see pop). 3. The point on a feature where the rider leaves the ground, also known as the lip on a jump or the coping (the edge/lip) of a halfpipe. The part of a terrain feature that assists riders into the air or on to an alternative sliding surface.
Trajectory	The path the body takes or will take through the air or over a rail.
Transfers	From yard to yard or roof to roof, if there is a sketchy transfer to do, a rider with a wanting eye will find it, slay it and maybe get a good photo or video clip out of it.
Transition	The arcing shape made by the wall of the halfpipe between the flat bottom and the lip or vert (the portion of the wall that is perfectly vertical, 90 degrees to the flat bottom).
Transition/tranny	Can either be a take-off or landing zone. Transitions progressively arc from flat to steep, or steep to flat, and enable a rider to adjust without excessive compression from the snow.
Triple barrel	Three rails fused together.
Variety in big air with scoring	<p>In big air, the best-two-out-of-three jump format requires that the two scored tricks must be different. If a competitor performs the same trick twice or more during the same phase, only the highest score will count, and lower scores will not be considered.</p> <p>In order to differentiate between the different tricks they will be indicated with A, B or C on the TV graphics and results as follows: 1st jump: trick A performed: judges Identify the trick performed and gauge the major characteristics of the trick. 2nd jump: trick B performed that must have different characteristics from trick A which the judges identify. 3rd jump: trick C performed that may have different characteristics from tricks A and B which the judges identify.</p> <p>In some cases, competitors execute only two different tricks, an A and a B, and on the third jump they repeat one of these tricks attempting to improve the score. In other cases, if they execute correctly tricks A and B, they will try to better the overall score by executing a more complex and difficult C trick, knowing that only the two highest scores of the three different tricks will count towards the final score.</p>
Vert	1. Steepest section of the wall in a quarter or halfpipe, angled to keep rider in the pipe. 2. The term vert comes from skating and describes the vertical part of the wall just below the lip. On a skate ramp there is actually a straight up and down vertical section at the top, one to three feet of the wall. On snow, however, this is not the case. If a halfpipe is truly vert, riders will be



Sport Terminology

Terminologia sportiva / Terminologie du sport
As of FRI 30 JAN 2026

Term	Definition
	landing in the bottom of the transition and crying all day long. A snow halfpipe should be from two to four degrees back from vertical, slightly more than the laidback lip of a quarterpipe.
Wall rides	Riders will build little jumps out of snow set up to launch a rider up against a wall so that they can slide it.
Whale	Has a take-off ramp. The deck rises up and away from the take-off, then rolls down to create the landing zone. Looking from the side the take-off looks like the tail and the knuckle is where the blowhole on a whale would be.

Note:
For further information please consult: www.fis-ski.com



Livigno Aerials & Moguls Park

Freestyle Skiing

Course map and profile

Men's Moguls

Women's Moguls

Men's Dual Moguls

Women's Dual Moguls

2000m
Start altitude

1884m
Finish altitude

116m
Vertical drop

S Start


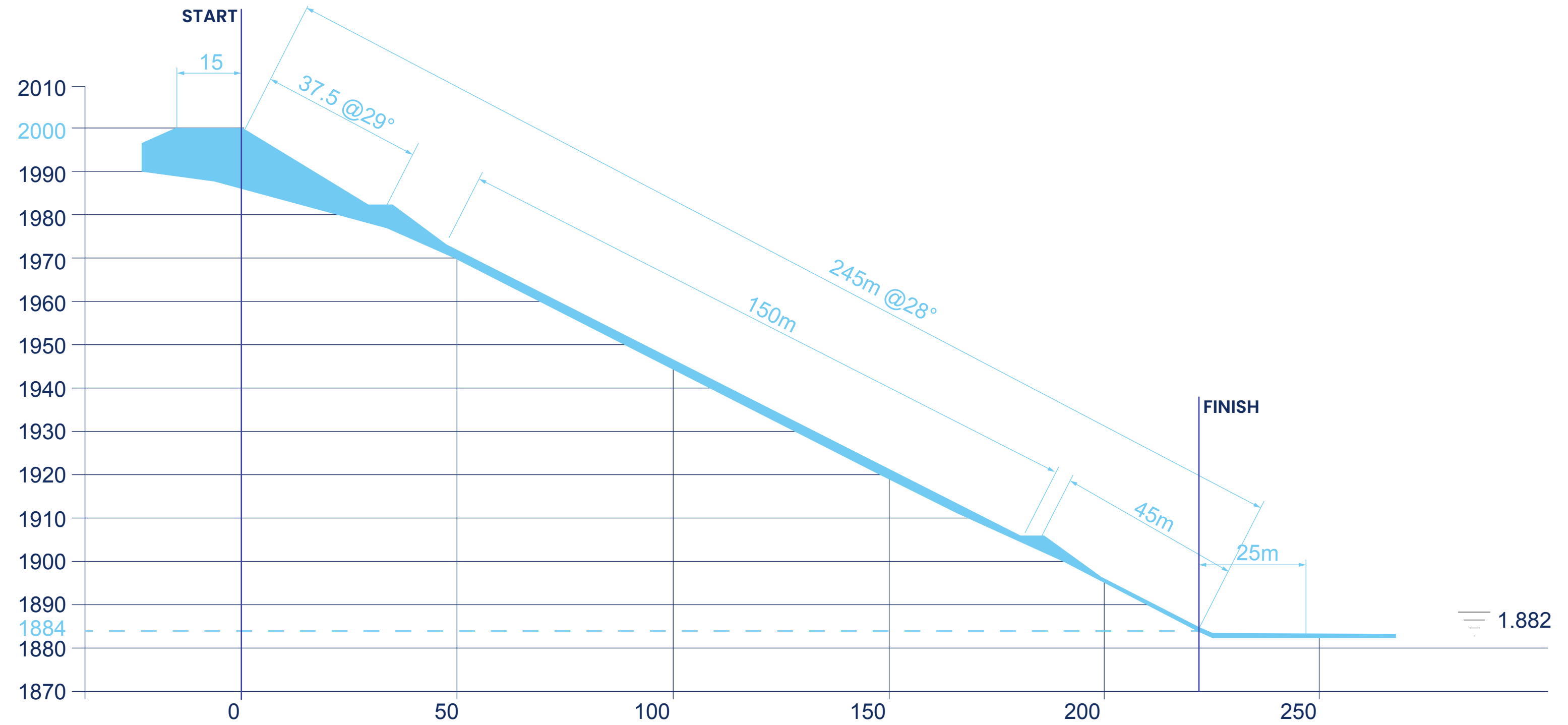
F Finish

245m
Course length

40m
Slope width

24.4m
Course width

28°
Gradient





Livigno Aerials & Moguls Park

Freestyle Skiing

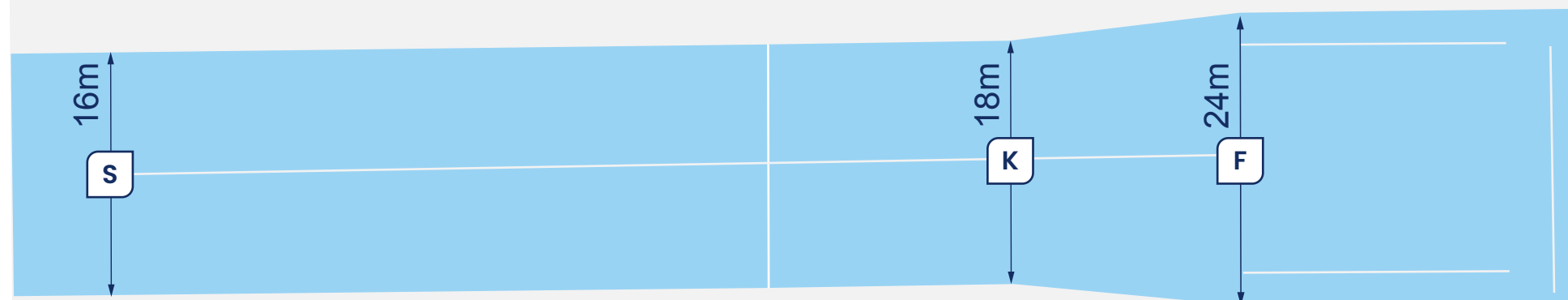
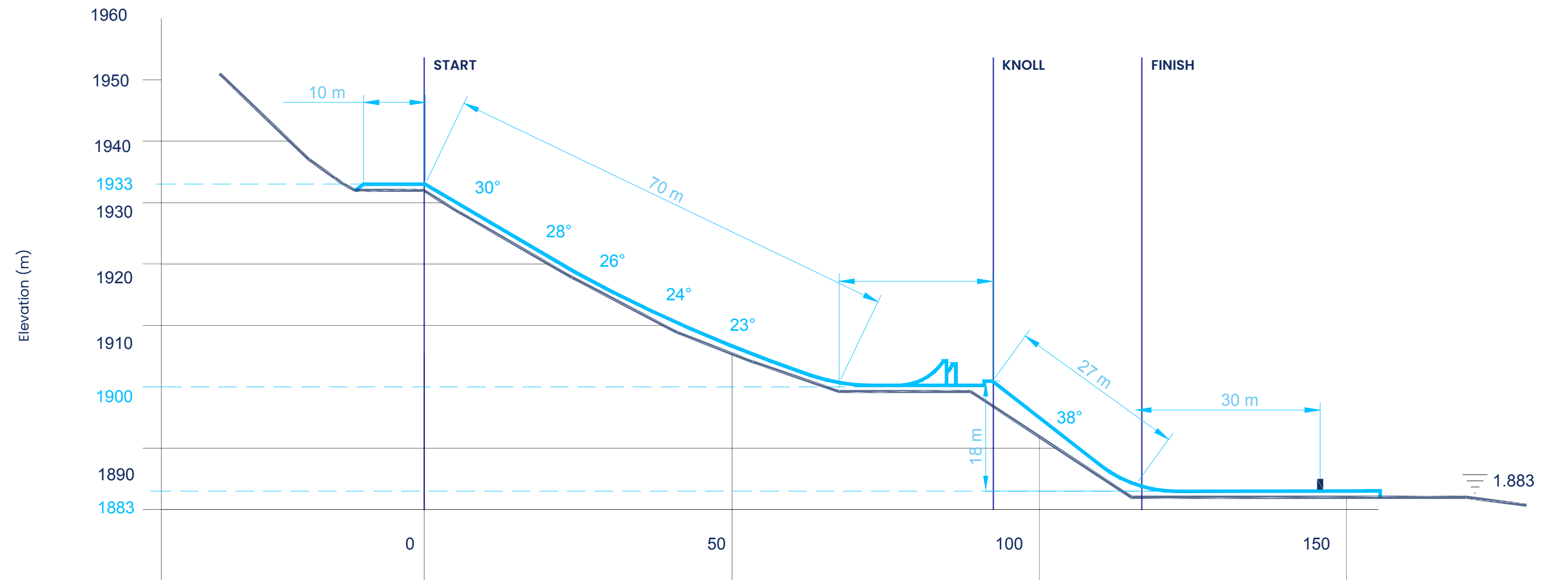
Course map and profile

Men's Aerials

Women's Aerials

Mixed Team Aerials

1933m Start altitude	1883m Finish altitude	50m Vertical drop	150m Course length	S Start
70m - 30° to 23° In-run	26m - 0° Table	27m - 37° Landing		K Knoll
Kicker 1	6.6m Distance	2.5m Wide	3.5 - 65° Height	F Finish
Kicker 2	8m Distance	2.5m Wide	4.1 - 71° Height	





Livigno Snow Park

FREESTYLE SKIING

Course map and profile

Men's Ski Cross

Women's Ski Cross

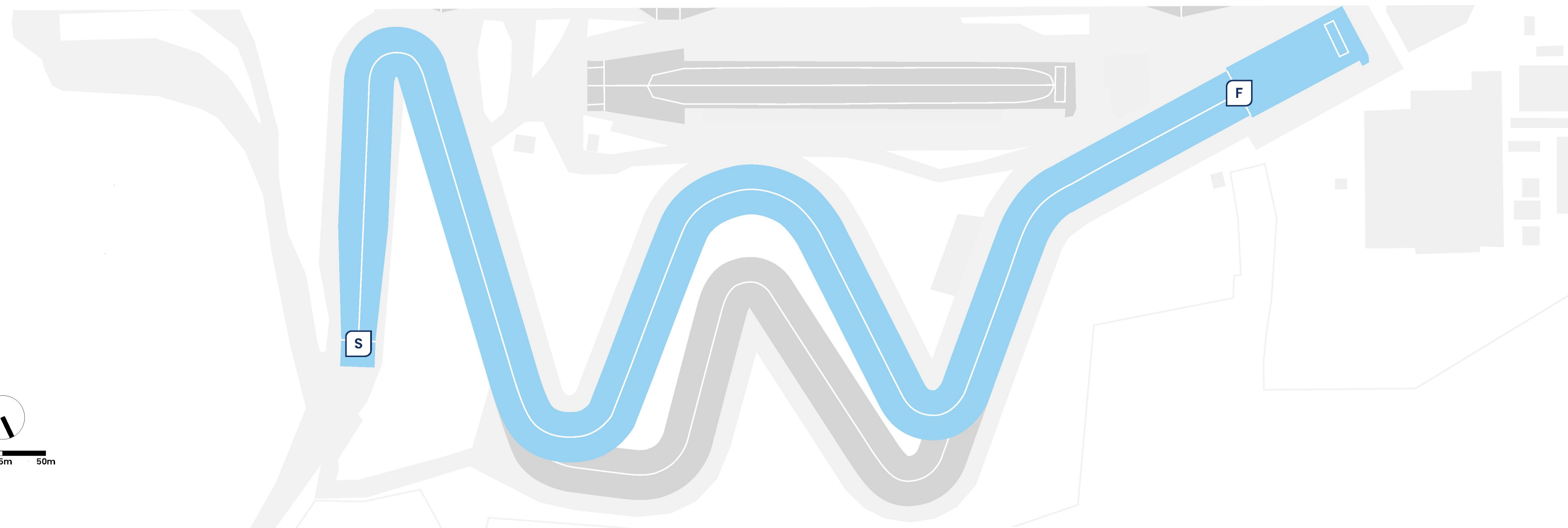
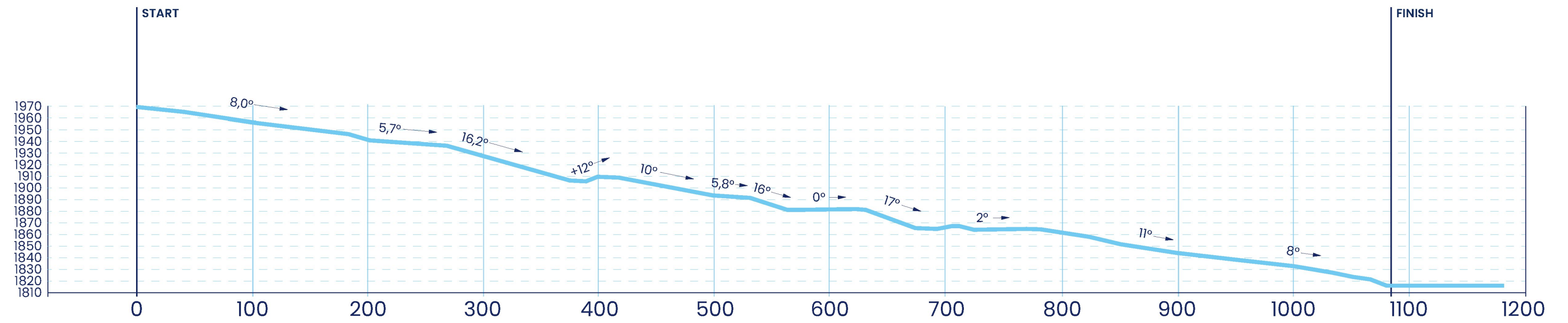
1970m
Start altitude

1816m
Finish altitude

154m
Vertical drop

1190m
Course length

S Start
F Finish





Livigno Snow Park

FREESTYLE SKIING

Course map and profile

Men's Freeski Halfpipe

Women's Freeski Halfpipe

1916m
Start altitude

1832m
Finish altitude


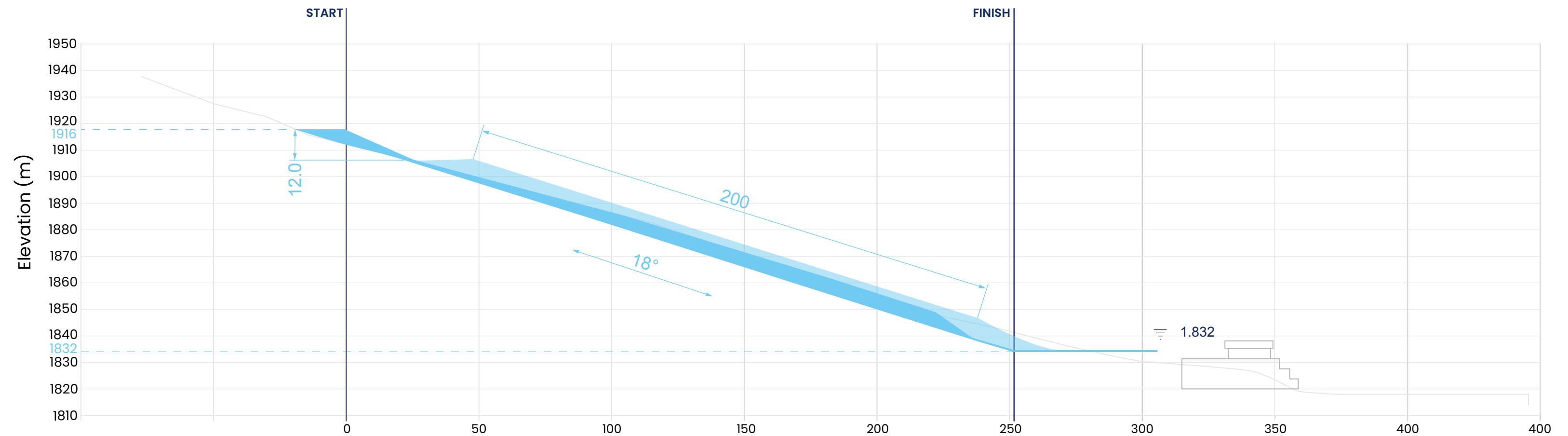
84m
Walls

S Start

F Finish

230m
Course length

18°
Gradient



Livigno Snow Park

FREESTYLE SKIING

Course map and profile

Men's Freeski Slopestyle

Women's Freeski Slopestyle

1980m
Start altitude

1815m
Finish altitude

165m
Vertical drop

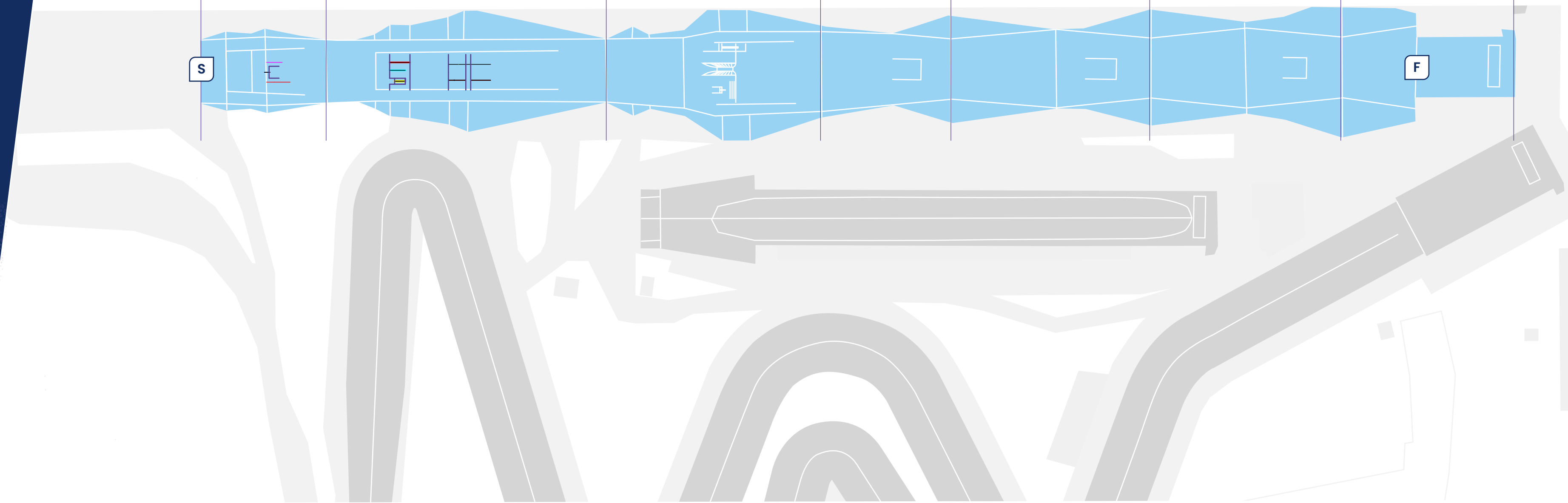
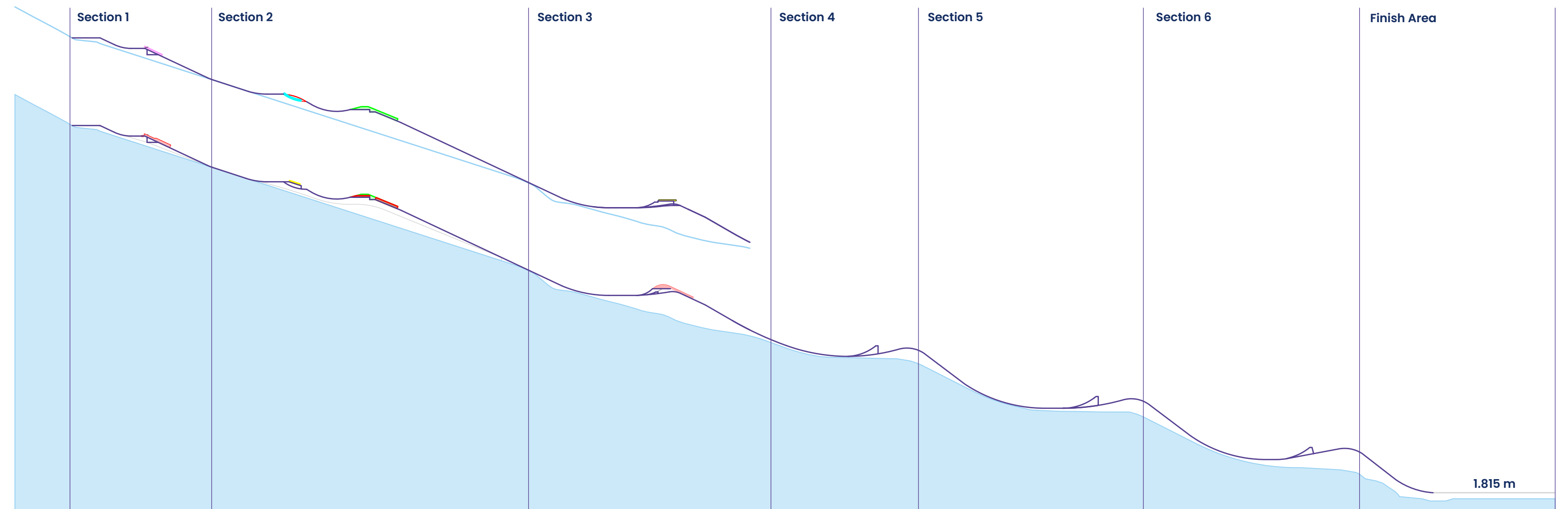
S Start
F Finish

650m
Course length

630m
H length

40-50m
Width

27.3%-15.3%
Grade



Livigno Snow Park

FREESTYLE SKIING

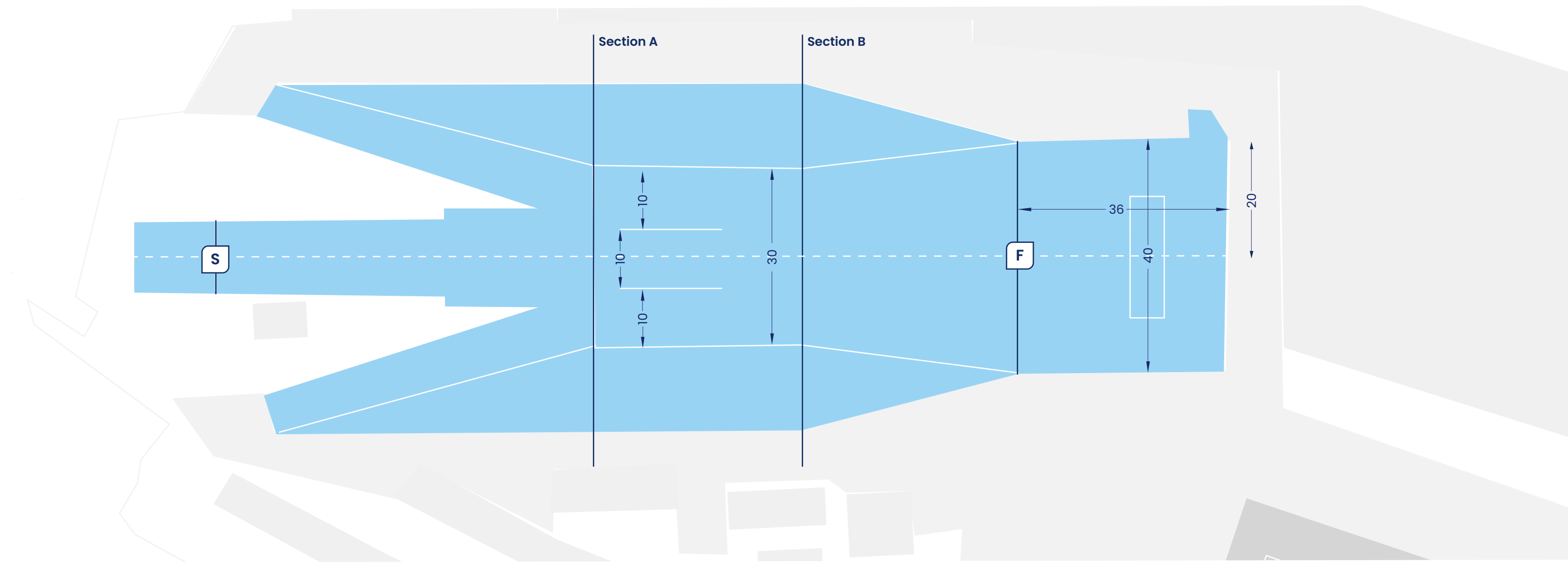
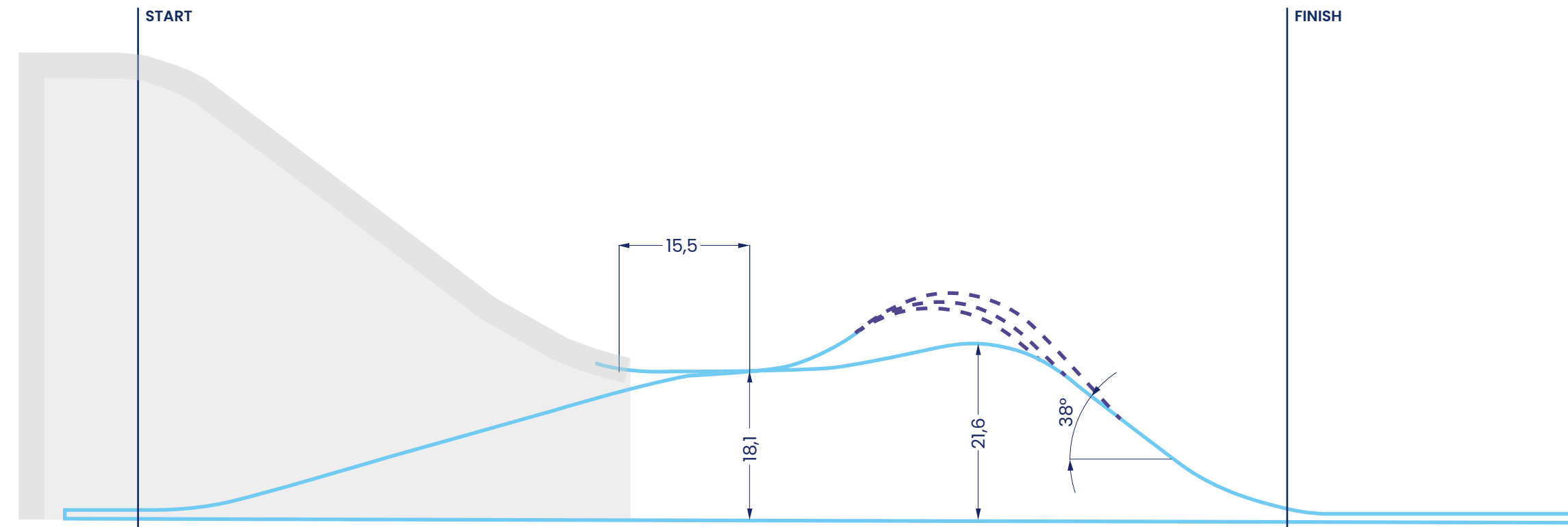
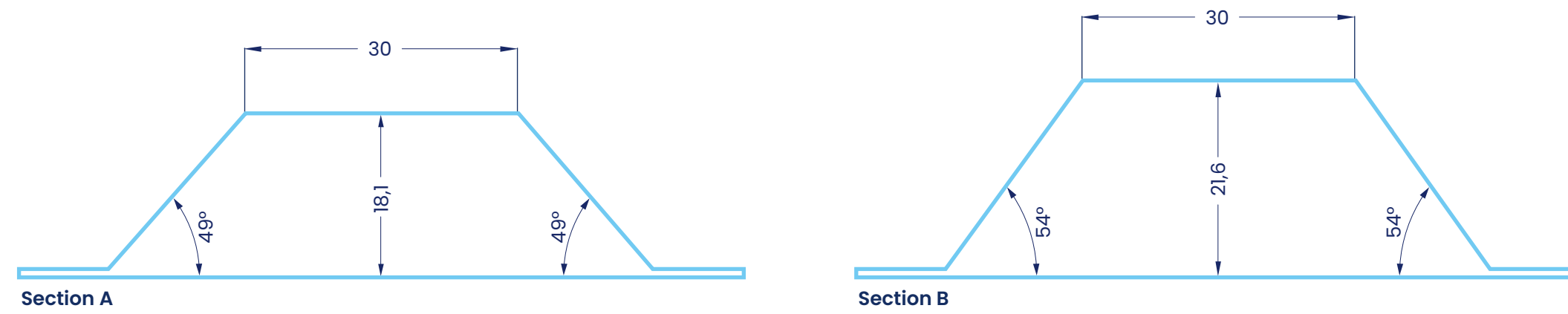
Course map and profile

Men's Freeski Big Air

Women's Freeski Big Air

1873m Start altitude	1818m Finish altitude	55m Height
75m In-run length	10m/38m W/H inrun	30m/17m W/H table
25m Kicker size	36m Finish Area	39° In-run pitch
25m Take-off to knoll	5m Jump height	38° Landing pitch

S Start
F Finish





MILANO CORTINA
2026

