



Biathlon

Biathlon

RESULTS BOOK

RASSEGNA RISULTATI

VERSION HISTORY

VERSION	DATE	COMMENTS
1.0	21 FEB 2026	Created at the end of the BTH competition



Competition Schedule

Calendario delle gare / Wettkampfplan / Horaires de compétition

As of SAT 20 DEC 2025

Date	Start Time	Estimated Finish Time	Event
SUN 8 FEB	14:05	15:20	Mixed Relay 4 x 6km (M+W)
TUE 10 FEB	13:30	15:10	Men's 20km Individual
WED 11 FEB	14:15	15:50	Women's 15km Individual
FRI 13 FEB	14:00	15:20	Men's 10km Sprint
SAT 14 FEB	14:45	16:00	Women's 7.5km Sprint
SUN 15 FEB	11:15 14:45	12:00 15:30	Men's 12.5km Pursuit Women's 10km Pursuit
TUE 17 FEB	14:30	15:50	Men's 4 x 7.5km Relay
WED 18 FEB	14:45	16:00	Women's 4 x 6km Relay
FRI 20 FEB	14:15	15:00	Men's 15km Mass Start
SAT 21 FEB	14:15	14:55	Women's 12.5km Mass Start

Note:

Please check online for more details and the latest updates.



Competition Format and Rules

Formato e regole gara / Wettkampfformat und Regeln / Format et règlement des compétitions
As of FRI 30 JAN 2026

Olympic Competition Format

There are 11 biathlon events at the Milano Cortina 2026 Olympic Winter Games:

- Men's: 10km sprint, 20km individual, 12.5km pursuit, 15km mass start, 4x7.5km relay
- Women's: 7.5km sprint, 15km individual, 10km pursuit, 12.5km mass start, 4x6km relay
- Mixed relay 4x6km (M+W)

Differences between the IBU World Championships and the Olympic Winter Games

The IBU World Championships has a different programme, including the single mixed relay as an additional event.

Changes since the Olympic Winter Games Beijing 2022

In the mixed relay, the order in which athletes compete has changed. In the Olympic Winter Games Milano Cortina 2026, the event will begin with men and end with women.

Sport Rules and Procedures

Event	Distance	Participants	Starting order	Shooting bouts and position	Rounds/bout	Penalties
Individual	M: 20km W: 15km	Between one and four per NOC, depending on qualification system	Interval start, usually 30 seconds apart	Prone (P), standing (S), prone, standing	5	One minute per missed target
Sprint	M: 10km W: 7.5km	Between one and four per NOC, depending on qualification system	Interval start, usually 30 seconds apart	P, S	5	One 150m loop per missed target
Pursuit	M: 12.5km W: 10km	60 best from sprint event	Time behind from sprint event	P, P, S, S	5	One 150m loop per missed target
Mass start	M: 15km W: 12.5km	30 best according to IBU qualification system	Simultaneous start	P, P, S, S	5	One 150m loop per missed target
Relay	M: 4x7.5km W: 4x6km	All participating NOCs with at least four athletes	Simultaneous start	P, S	5 + 3 extra	One 150m loop per missed target
Mixed relay	M: 2x6km W: 2x6km	All participating NOCs with at least two female and two male athletes	Simultaneous start	P, S	5 + 3 extra	One 150m loop per missed target

Starting order

- Individual and sprint events: athletes are divided into four draw groups. The top 15 of the World Cup Total Score form the red group, ranks 16 - 30 form the blue group, and athletes with high IBU qualifying points belong to the green group. All remaining athletes are non-designated and are allocated to draw groups 1 - 3. Start numbers are drawn randomly within each group and have the following order: non-designated athletes in groups 1 - 3, blue group, red group, green group. Non-designated athletes are ordered first in the start list from bibs 1 to 15. Starting from bib 16, non-designated athletes alternate with blue group athletes. Red group athletes start 60 seconds after the last blue group athlete, again



Competition Format and Rules

Formato e regole gara / Wettkampfformat und Regeln / Format et règlement des compétitions
As of FRI 30 JAN 2026

alternating with non-designated athletes. Green group athletes start last. Click [here](#), for more information regarding the start group system.

- Pursuit events: the starting order is according to the results (rank) from the sprint.
- Mass start events: start numbers are assigned according to results from previous events at the current Olympic Games and current World Cup Total standings. In case competitors are tied, the one with the best single result in the current OWG will be ranked ahead. If still tied, the one with the best current World Cup total score, and if still tied, the athlete with less IBU Qualifying points will be ranked ahead.
- Relay events: Start numbers are assigned based on the current World Cup relay score.
- Mixed relay event: Start numbers are assigned based on the current World Cup mixed relay score.

Starting interval

For individual and sprint events, a 30 second start interval will be used. For the pursuit event, time behind from the sprint will be used. All qualified teams or competitors start simultaneously for the relays and mass start events.

Skiing and shooting

Biathletes ski using the free technique and then shoot a small-bore rifle (.22 calibre/5.6mm), either in prone or standing position depending on the competition format. Target size varies depending on the shooting position.

Tie break rules

In the individual and sprint competitions, if two or more competitors share the same time (to the nearest 1/10th of a second), a tie will be declared. The competitor with the lower bib number will be listed first.

In pursuit, mass start and relay competitions, ties are broken by photo-finish.

If the photo-finish cannot determine the order in which two or more competitors have finished, a tie will be declared. The competitor with the lower bib number will be listed first.

Penalties

In the men's 20km and women's 15km, each missed shot adds one minute to the overall time. In the sprint, pursuit, mass start and relay events, one 150m penalty loop must be completed per miss after each shooting is completed.

Protests

Protests must be submitted in writing to the competition secretary, technical delegate or race director, using the official IBU Protest Form. Protests concerning the eligibility of a competitor may be submitted at any time up to the end of the protest time for the competition in question. Protests concerning violation of rules by competitors and team staff, mistakes made by officials, competition conditions and the unofficial results must be submitted in the time period from the start of zeroing before the competition until 15 minutes after the posting of the unofficial results.

Note:
For further information please consult: www.biathlonworld.com



Competition Officials

Ufficiali di gara / Wettkampf-Offizielle / Officiels de compétition
As of THU 6 FEB 2026

Function	Name	Organisation
International Biathlon Union:		
President:	DAHLIN Olle	IBU
Secretary General:	COBB Max	IBU
Head of Biathlon Integrity Unit:	McKENNA Greg	IBU
IF Delegates:	BOEHM Daniel	IBU
	NUNAR Borut	IBU
Head of Media:	WINKLER Christian	IBU
Sport and Event Director:	BOEHM Daniel	IBU
Race Director:	NUNAR Borut	IBU
IBU Referees:		
Technical Delegate:	VASSALLO Christophe	IBU
	OEBERG Ulrika	IBU
Course:	SAENGER Max	IBU
	HOLEC Martin	IBU
	SIMOCKO Radovan	IBU
Shooting Range:	ZAHKNA Hillar	IBU
	ZICHACEK Michal	IBU
Material Control:	BERZINS Janis	IBU
	WOERGOETTER Wolfgang	IBU
Skis Control:	SZOCS Emoeke	IBU
	BERNAT Tomasz	IBU
Start/Finish:	STUDEBAKER-HALL Sara	IBU
	OLSEN Hans Peter	IBU
Competition Committee:		
Competition Chief:	KIRCHER Georg	ITA - Italy
Assistant Competition Chief:	BAIER Norbert	GER - Germany
	VOLGGER Manuel	ITA - Italy
	WALDER Ulrich	ITA - Italy
Competition Secretary:	FLEISCHMANN Katharina	ITA - Italy
Chief of Equipment Control:	FRANZELIN Markus	ITA - Italy
Chief of Course:	ZINGERLE Ulrich	ITA - Italy
	EGGER Andreas	ITA - Italy
Chief of Shooting Range:	PASSLER Ralf	ITA - Italy
	PALLHUBER Wilfried	ITA - Italy
Chief of Stadium:	LEITGEB Tobias	ITA - Italy
Jury of Appeal:		
IBU Representatives:	BOYGARD Tore	IBU
	DAFOVSKA Ekaterina	IBU
	FARCNIK Tim	IBU
	SANTER Nathalie	IBU
Chairman:	STEINLE Franz	IBU
Women's Jury:		
Technical Delegate (chair):	VASSALLO Christophe	IBU
Assistant Technical Delegate:	OEBERG Ulrika	IBU
Competition Chief:	KIRCHER Georg	ITA - Italy
Members:	BITTERLING Felix	GER - Germany
	KULSTAD Erik	FIN - Finland



Competition Officials

Ufficiali di gara / Wettkampf-Offizielle / Officiels de compétition
As of THU 6 FEB 2026

Function	Name	Organisation
----------	------	--------------

Men's and Mixed Relay Jury:

Technical Delegate (chair):	VASSALLO Christophe	IBU
Assistant Technical Delegate:	OEBERG Ulrika	IBU
Competition Chief:	KIRCHER Georg	ITA - Italy
Members:	KRISTIANSEN Egil	NOR - Norway
	AUCHENTALLER Armin	USA - United States of America



Results Summary by NOC

Riepilogo risultati per NOC / Zusammenfassung der Ergebnisse nach NOK / Résumé des résultats par CNO

As of SAT 21 FEB 2026

NOC	Name	Gender	Mixed Relay	Individual	Sprint	Pursuit	Relay	Mass Start
AUS - Australia								
	MORTON Darcie	F	-	90	87	-	-	-
	Women: 1							Men: 0
AUT - Austria								
	ANDEXER Anna	F	-	62	9	21	15 (leg 3)	9
	GANDLER Anna	F	7 (leg 3)	32	32	30	15 (leg 2)	-
	HAUSER Lisa Theresa	F	7 (leg 4)	27	30	29	15 (leg 4)	26
	JUPPE Anna	F	-	-	75	-	-	-
	STEINER Tamara	F	-	44	-	-	15 (leg 1)	-
	EDER Simon	M	7 (leg 2)	34	46	36	10 (leg 2)	-
	JAKOB Patrick	M	-	24	=49	55	10 (leg 4)	-
	MUELLAUER Fabian	M	-	73	39	37	10 (leg 3)	-
	UNTERWEGER Dominic	M	7 (leg 1)	32	73	-	10 (leg 1)	-
	Women: 5							Men: 4
BEL - Belgium								
	BOUVARD Eve	F	-	83	74	-	13 (leg 3)	-
	CLOETENS Maya	F	18 (leg 4)	33	26	37	13 (leg 2)	-
	EMONTS Marisa	F	-	-	-	-	13 (leg 4)	-
	LIE Lotte	F	18 (leg 3)	19	39	47	13 (leg 1)	-
	CLAUDE Florent	M	18 (leg 1)	46	38	50	19 (leg 2)	-
	LANGER Thierry	M	18 (leg 2)	52	85	-	19 (leg 1)	-
	MACKELS Marek	M	-	-	-	-	19 (leg 4)	-
	PARMANTIER Sam	M	-	-	-	-	19 (leg 3)	-
	Women: 4							Men: 4
BUL - Bulgaria								
	DIMITROVA Valentina	F	-	73	85	-	12 (leg 4)	-
	HRISTOVA Lora	F	16 (leg 3)	3	11	7	12 (leg 1)	14
	TODOROVA Milena	F	16 (leg 4)	59	4	14	12 (leg 2)	20
	ZDRAVKOVA Maria	F	-	76	83	-	12 (leg 3)	-
	ILIEV Vladimir	M	16 (leg 2)	75	70	-	12 (leg 2)	-
	SINAPOV Anton	M	-	69	82	-	12 (leg 4)	-
	TODEV Blagoy	M	16 (leg 1)	22	42	LAP	12 (leg 1)	-
	VASILEV Konstantin	M	-	78	56	57	12 (leg 3)	-
	Women: 4							Men: 4
CAN - Canada								
	MOSER Nadia	F	17 (leg 4)	67	61	-	19 (leg 4)	-
	PARADIS Pascale	F	17 (leg 3)	24	67	-	19 (leg 1)	-
	PEIFFER Benita	F	-	DNS	56	58	19 (leg 3)	-
	ROUSSEAU Shilo	F	-	78	80	-	19 (leg 2)	-
	CONNELLY Zachary	M	-	66	48	41	17 (leg 4)	-
	FLEMING Jasper	M	17 (leg 2)	86	80	-	17 (leg 3)	-
	PLETZ Logan	M	-	77	55	53	17 (leg 2)	-
	RUNNALLS Adam	M	17 (leg 1)	64	31	49	17 (leg 1)	-
	Women: 4							Men: 4
CHN - People's Republic of China								
	CHU Yuanmeng	F	-	54	31	31	-	-
	MENG Fanqi	F	-	26	48	39	-	-
	YAN Xingyuan	M	-	57	64	-	-	-
	Women: 2							Men: 1



Results Summary by NOC

Riepilogo risultati per NOC / Zusammenfassung der Ergebnisse nach NOK / Résumé des résultats par CNO

As of SAT 21 FEB 2026

NOC	Name	Gender	Mixed Relay	Individual	Sprint	Pursuit	Relay	Mass Start
CRO - Croatia								
	KOZICA Anika	F	-	60	68	-	-	-
	CRNKOVIC Kresimir	M	-	76	89	-	-	-
	LEGOVIC Matija	M	-	72	59	LAP	-	-
	Women: 1			Men: 2				
CZE - Czechia								
	CHARVATOVA Lucie	F	-	31	46	50	5 (leg 2)	-
	DAVIDOVA Marketa	F	11 (leg 4)	-	81	-	-	-
	JISLOVA Jessica	F	-	51	-	-	5 (leg 1)	-
	VINKLARKOVA Tereza	F	-	11	50	51	5 (leg 4)	-
	VOBORNIKOVA Tereza	F	11 (leg 3)	15	19	18	5 (leg 3)	3
	HAK Petr	M	-	81	-	-	6 (leg 3)	-
	HORNIG Vitezslav	M	11 (leg 1)	26	20	19	6 (leg 2)	19
	KARLIK Mikulas	M	-	68	45	35	-	-
	KRCMAR Michal	M	11 (leg 2)	38	28	18	6 (leg 4)	6
	MIKYSKA Tomas	M	-	-	33	45	6 (leg 1)	-
	Women: 5			Men: 5				
DEN - Denmark								
	BUENEMANN de BESCHE Anne	F	-	70	=16	20	-	29
	SLETTEMARK Ukaleq Astri	F	-	52	86	-	-	-
	SLETTEMARK Sondre	M	-	62	60	54	-	-
	Women: 2			Men: 1				
EST - Estonia								
	ERMITS Regina	F	15 (leg 4)	50	69	-	14 (leg 2)	-
	KUELM Susan	F	15 (leg 3)	28	37	22	14 (leg 1)	-
	TALIHAERM Johanna	F	-	74	82	-	14 (leg 4)	-
	TOMINGAS Tuuli	F	-	57	57	DNF	14 (leg 3)	-
	KEHVA Mark-Markos	M	-	47	79	-	13 (leg 3)	-
	KULBIN Jakob	M	-	87	74	-	13 (leg 4)	-
	SIIMER Kristo	M	15 (leg 2)	58	53	44	13 (leg 2)	-
	ZAHKNA Rene	M	15 (leg 1)	42	44	51	13 (leg 1)	-
	Women: 4			Men: 4				
FIN - Finland								
	HAMALAINEN Inka	F	6 (leg 3)	56	77	-	7 (leg 1)	-
	KERANEN Noora	F	-	-	-	-	-	-
	LEHTONEN Venla	F	-	79	63	-	7 (leg 3)	-
	LEINAMO Sonja	F	-	29	70	-	7 (leg 2)	-
	MINKKINEN Suvu	F	6 (leg 4)	20	6	3	7 (leg 4)	19
	HARJULA Tuomas	M	-	15	21	21	-	15
	HIIDENSALO Olli	M	6 (leg 1)	4	11	17	7 (leg 1)	14
	INVENIUS Otto	M	-	11	40	22	7 (leg 4)	9
	KLEMETTINEN Jimi	M	-	-	-	-	7 (leg 3)	-
	SEPPALA Tero	M	6 (leg 2)	51	18	15	7 (leg 2)	22
	Women: 5			Men: 5				



Results Summary by NOC

Riepilogo risultati per NOC / Zusammenfassung der Ergebnisse nach NOK / Résumé des résultats par CNO

As of SAT 21 FEB 2026

NOC	Name	Gender	Mixed Relay	Individual	Sprint	Pursuit	Relay	Mass Start
FRA - France								
	BENED Camille	F	-	6	-	-	1 (leg 1)	-
	BRAISAZ-BOUCHET Justine	F	-	80	62	-	-	27
	JEANMONNOT Lou	F	1 (leg 3)	2	3	4	1 (leg 2)	16
	MICHELON Oceane	F	-	-	2	5	1 (leg 3)	1
	RICHARD Jeanne	F	-	-	-	-	-	-
	SIMON Julia	F	1 (leg 4)	1	34	DNS	1 (leg 4)	2
	CLAUDE Emilien	M	-	-	-	-	-	-
	CLAUDE Fabien	M	-	17	41	24	1 (leg 1)	27
	FILLON MAILLET Quentin	M	1 (leg 2)	8	1	7	1 (leg 3)	3
	JACQUELIN Emilien	M	-	55	4	3	1 (leg 2)	12
	LOMBARDOT Oscar	M	-	-	-	-	-	-
	PERROT Eric	M	1 (leg 1)	2	9	4	1 (leg 4)	20
	Women: 6			Men: 6				
GBR - Great Britain								
	PENDRY Shawna	F	-	88	89	-	-	-
	JEFFERIES Jacques	M	-	79	81	-	-	-
	Women: 1			Men: 1				
GER - Germany								
	GROTIAN Selina	F	-	55	52	41	-	-
	HETTICH-WALZ Janina	F	-	8	-	-	4 (leg 3)	17
	PREUSS Franziska	F	3 (leg 4)	10	7	6	4 (leg 2)	28
	TANNHEIMER Julia	F	-	-	20	34	4 (leg 1)	-
	VOIGT Vanessa	F	3 (leg 3)	4	12	19	4 (leg 4)	7
	WEIDEL Anna	F	-	-	-	-	-	-
	FRATZSCHER Lucas	M	-	23	-	-	-	-
	HORN Philipp	M	-	40	10	11	4 (leg 4)	4
	NAWRATH Philipp	M	3 (leg 2)	5	26	25	4 (leg 3)	7
	STRELOW Justus	M	3 (leg 1)	-	23	30	4 (leg 1)	-
	ZOBEL David	M	-	21	19	34	4 (leg 2)	23
	Women: 6			Men: 5				
ITA - Italy								
	AUCHENTALLER Hannah	F	-	30	43	26	11 (leg 1)	-
	CARRARA Michela	F	-	65	23	36	11 (leg 3)	-
	PASSLER Rebecca	F	-	-	-	-	-	-
	VITTOZZI Lisa	F	2 (leg 4)	37	5	1	11 (leg 4)	18
	WIERER Dorothea	F	2 (leg 3)	5	44	9	11 (leg 2)	5
	BRAUNHOFER Patrick	M	-	14	-	-	14 (leg 1)	-
	GIACOMEL Tommaso	M	2 (leg 1)	6	22	9	14 (leg 4)	DNF
	HOFER Lukas	M	2 (leg 2)	16	13	13	14 (leg 2)	25
	ROMANIN Nicola	M	-	-	16	28	14 (leg 3)	28
	ZENI Elia	M	-	25	62	-	-	-
	Women: 5			Men: 5				
KAZ - Kazakhstan								
	GENEVA Milana	F	21 (leg 3)	89	88	-	-	-
	RAKISHEVA Aisha	F	21 (leg 4)	86	91	-	-	-
	DYUSSENOV Asset	M	21 (leg 2)	74	61	-	-	-
	KIREYEV Vladislav	M	21 (leg 1)	53	51	42	-	-
	Women: 2			Men: 2				



Results Summary by NOC

Riepilogo risultati per NOC / Zusammenfassung der Ergebnisse nach NOK / Résumé des résultats par CNO

As of SAT 21 FEB 2026

NOC	Name	Gender	Mixed Relay	Individual	Sprint	Pursuit	Relay	Mass Start
KOR - Republic of Korea								
	AVVAKUMOVA Ekaterina	F	-	63	58	55	-	-
	CHOI Dujin	M	-	85	90	-	-	-
	Women: 1	Men: 1						
LAT - Latvia								
	BENDIKA Baiba	F	12 (leg 3)	22	15	42	17 (leg 2)	22
	BULINA Sanita	F	-	58	38	53	17 (leg 3)	-
	SABULE Annija Keita	F	-	64	71	-	17 (leg 4)	-
	VOLFA Estere	F	12 (leg 4)	36	=16	11	17 (leg 1)	23
	BIRKENTALS Renars	M	12 (leg 2)	31	77	-	18 (leg 2)	-
	LOZBERS Rihards	M	-	88	32	47	18 (leg 3)	-
	MISE Edgars	M	-	83	52	LAP	18 (leg 4)	-
	RASTORGUJEVS Andrejs	M	12 (leg 1)	41	30	29	18 (leg 1)	-
	Women: 4	Men: 4						
LTU - Lithuania								
	KOCERGINA Natalja	F	-	87	90	-	20 (leg 3)	-
	TRAUBAITE Judita	F	20 (leg 3)	47	49	57	20 (leg 1)	-
	URUMOVA Sara	F	-	77	84	-	20 (leg 4)	-
	ZHURAUŠKAITE Lidija	F	20 (leg 4)	81	64	-	20 (leg 2)	-
	CIGAK Nikita	M	20 (leg 2)	50	83	-	15 (leg 3)	-
	DOMBROVSKI Karol	M	-	30	84	-	15 (leg 2)	-
	FOMIN Maksim	M	-	56	71	-	15 (leg 4)	-
	STROLIA Vytautas	M	20 (leg 1)	19	=49	39	15 (leg 1)	-
	Women: 4	Men: 4						
MDA - Republic of Moldova								
	STREMOUS Alina	F	-	14	73	-	-	-
	MAGAZEEV Pavel	M	-	45	78	-	-	-
	MAKAROV Maksim	M	-	84	86	-	-	-
	Women: 1	Men: 2						
NOR - Norway								
	ARNEKLEIV Juni	F	-	-	-	-	3 (leg 2)	-
	JOHANSEN Marthe Krakstad	F	-	16	33	33	3 (leg 1)	13
	KIRKEEIDE Maren	F	4 (leg 4)	49	1	2	3 (leg 4)	12
	KNOTTEN Karoline Offigstad	F	4 (leg 3)	25	14	15	3 (leg 3)	8
	TANDREVOLD Ingrid Landmark	F	-	71	10	46	-	-
	BOTN Johan-Olav	M	-	1	8	10	2 (leg 2)	8
	CHRISTIANSEN Vetle Sjaastad	M	4 (leg 2)	-	2	5	2 (leg 4)	5
	DALE-SKJEVDAL Johannes	M	-	10	6	6	-	1
	FREY Isak Leknes	M	-	-	-	-	-	-
	LAEGREID Sturla Holm	M	-	3	3	2	2 (leg 3)	2
	ULDAL Martin	M	4 (leg 1)	13	-	-	2 (leg 1)	-
	Women: 5	Men: 6						
POL - Poland								
	JAKIELA Joanna	F	-	66	28	16	6 (leg 3)	11
	MAKA Anna	F	-	45	45	40	6 (leg 1)	-
	SIDOROWICZ Natalia	F	9 (leg 4)	23	41	13	6 (leg 4)	15
	ZUK Kamila	F	9 (leg 3)	43	8	12	6 (leg 2)	30
	BADACZ Konrad	M	9 (leg 1)	49	57	43	11 (leg 1)	-
	GALICA Grzegorz	M	-	33	37	40	11 (leg 2)	-
	GUNKA Jan	M	9 (leg 2)	61	29	32	11 (leg 3)	-
	ZAWOL Marcin	M	-	43	69	-	11 (leg 4)	-
	Women: 4	Men: 4						



Results Summary by NOC

Riepilogo risultati per NOC / Zusammenfassung der Ergebnisse nach NOK / Résumé des résultats par CNO

As of SAT 21 FEB 2026

NOC	Name	Gender	Mixed Relay	Individual	Sprint	Pursuit	Relay	Mass Start
ROU - Romania								
	TOLMACHEVA Anastasia	F	-	72	59	56	-	-
	BUTA George	M	-	39	68	-	20 (leg 2)	-
	COLTEA George	M	-	54	67	-	20 (leg 3)	-
	FLORE Raul	M	-	89	87	-	20 (leg 4)	-
	SHAMAEV Dmitrii	M	-	70	54	38	20 (leg 1)	-
	Women: 1			Men: 4				
SLO - Slovenia								
	CASERMAN Manca	F	-	85	65	-	16 (leg 3)	-
	KLEMENCIC Polona	F	13 (leg 4)	38	25	28	16 (leg 4)	-
	LAMPIC Anamarija	F	-	75	78	-	16 (leg 2)	-
	REPINC Lena	F	13 (leg 3)	69	21	32	16 (leg 1)	-
	DOVZAN Miha	M	-	20	36	46	9 (leg 1)	-
	FAK Jakov	M	-	29	25	14	9 (leg 2)	16
	PLANKO Lovro	M	13 (leg 2)	48	34	31	9 (leg 4)	-
	REPNIK Matic	M	-	-	-	-	-	-
	VIDMAR Anton	M	13 (leg 1)	71	35	23	9 (leg 3)	-
	Women: 4			Men: 5				
SUI - Switzerland								
	BASERGA Amy	F	10 (leg 4)	39	29	27	8 (leg 1)	21
	GASPARIN Aita	F	-	35	55	44	8 (leg 2)	-
	HAECKI-GROSS Lena	F	-	42	60	54	8 (leg 4)	-
	MEIER Lea	F	10 (leg 3)	7	13	24	8 (leg 3)	24
	METTLER Lydia	F	-	-	-	-	-	-
	BURKHALTER Joscha	M	-	36	14	33	8 (leg 2)	11
	FANELLO Jeremy	M	-	63	76	-	8 (leg 3)	-
	HARTWEG Niklas	M	10 (leg 2)	59	17	27	8 (leg 4)	24
	RIEBLI Matthias	M	-	-	-	-	-	-
	STALDER Sebastian	M	10 (leg 1)	60	15	26	8 (leg 1)	13
	Women: 5			Men: 5				
SVK - Slovakia								
	BATOVSKA FIALKOVA Paulina	F	19 (leg 3)	40	40	25	10 (leg 2)	-
	KAPUSTOVA Ema	F	-	48	53	52	10 (leg 1)	-
	KUZMINA Anastasiya	F	19 (leg 4)	46	36	49	10 (leg 3)	-
	REMENOVA Maria	F	-	82	51	38	10 (leg 4)	-
	ADAMOV Simon	M	19 (leg 2)	82	75	-	-	-
	BORGULA Jakub	M	19 (leg 1)	-	58	56	-	-
	Women: 4			Men: 2				
SWE - Sweden								
	GESTBLOM Linn	F	-	9	22	10	2 (leg 1)	25
	HALVARSSON Ella	F	-	-	-	-	-	-
	HEIJDENBERG Anna-Karin	F	-	-	-	-	-	-
	MAGNUSSON Anna	F	5 (leg 3)	12	35	17	2 (leg 2)	4
	OEBERG Elvira	F	-	13	27	23	2 (leg 3)	6
	OEBERG Hanna	F	5 (leg 4)	41	18	8	2 (leg 4)	10
	BRANDT Viktor	M	-	37	-	-	3 (leg 1)	-
	NELIN Jesper	M	-	12	72	-	3 (leg 2)	26
	PONSILUOMA Martin	M	5 (leg 2)	9	7	1	3 (leg 3)	21
	SAMUELSSON Sebastian	M	5 (leg 1)	7	5	12	3 (leg 4)	18
	SJOKVIST Henning	M	-	-	-	-	-	-
	STEFANSSON Malte	M	-	-	43	52	-	-
	Women: 6			Men: 6				



Results Summary by NOC

Riepilogo risultati per NOC / Zusammenfassung der Ergebnisse nach NOK / Résumé des résultats par CNO

As of SAT 21 FEB 2026

NOC	Name	Gender	Mixed Relay	Individual	Sprint	Pursuit	Relay	Mass Start
UKR - Ukraine								
	CHALYK Daryna	F	-	61	-	-	9 (leg 4)	-
	DMYTRENKO Khrystyna	F	-	18	54	45	9 (leg 3)	-
	DZHIMA Yuliia	F	-	53	24	43	9 (leg 2)	-
	HORODNA Olena	F	8 (leg 3)	-	76	-	-	-
	MERKUSHYNA Oleksandra	F	8 (leg 4)	17	42	48	9 (leg 1)	-
	BORKOVSKYI Bohdan	M	-	-	63	-	16 (leg 2)	-
	DUDCHENKO Anton	M	-	35	88	-	-	-
	LESIUK Taras	M	-	65	-	-	16 (leg 4)	-
	MANDZYN Vitalii	M	8 (leg 2)	28	24	16	16 (leg 3)	10
	PIDRUCHNYI Dmytro	M	8 (leg 1)	18	27	20	16 (leg 1)	17
	Women: 5	Men: 5						
USA - United States of America								
	ANDERSON Lucinda	F	-	84	79	-	18 (leg 2)	-
	FREED Margie	F	14 (leg 4)	21	66	-	18 (leg 3)	-
	IRWIN Deedra	F	14 (leg 3)	34	47	35	18 (leg 1)	-
	REID Joanne	F	-	68	72	-	18 (leg 4)	-
	DOHERTY Sean	M	-	80	65	-	5 (leg 1)	-
	GERMAIN Maxime	M	14 (leg 1)	67	66	-	5 (leg 2)	-
	SCHOMMER Paul	M	-	44	47	48	5 (leg 3)	-
	WRIGHT Campbell	M	14 (leg 2)	27	12	8	5 (leg 4)	29
	Women: 4	Men: 4						
All NOCs:	Women: 105	Men: 105						

Legend:	
-	Information not available
DNF	Did Not Finish
F	Female
M	Male
=	Equal sign indicates that two or more competitors share the same rank
DNS	Did Not Start
LAP	Lapped



Medallists by Event

Medagliati per evento / Medaillengewinner nach Wettkampf / Médaillés par épreuve

As of SAT 21 FEB 2026 at 14:58

After 11 of 11 Events

Event	Date	Medal	Name	NOC Code
Men's 20km Individual	TUE 10 FEB	GOLD	BOTN Johan-Olav	NOR
		SILVER	PERROT Eric	FRA
		BRONZE	LAEGREID Sturla Holm	NOR
Women's 15km Individual	WED 11 FEB	GOLD	SIMON Julia	FRA
		SILVER	JEANMONNOT Lou	FRA
		BRONZE	HRISTOVA Lora	BUL
Men's 10km Sprint	FRI 13 FEB	GOLD	FILLON MAILLET Quentin	FRA
		SILVER	CHRISTIANSEN Vetle Sjaastad	NOR
		BRONZE	LAEGREID Sturla Holm	NOR
Women's 7.5km Sprint	SAT 14 FEB	GOLD	KIRKEEIDE Maren	NOR
		SILVER	MICHELON Oceane	FRA
		BRONZE	JEANMONNOT Lou	FRA
Men's 12.5km Pursuit	SUN 15 FEB	GOLD	PONSILUOMA Martin	SWE
		SILVER	LAEGREID Sturla Holm	NOR
		BRONZE	JACQUELIN Emilien	FRA
Women's 10km Pursuit	SUN 15 FEB	GOLD	VITTOZZI Lisa	ITA
		SILVER	KIRKEEIDE Maren	NOR
		BRONZE	MINKKINEN Suvi	FIN
Men's 15km Mass Start	FRI 20 FEB	GOLD	DALE-SKJEVDAL Johannes	NOR
		SILVER	LAEGREID Sturla Holm	NOR
		BRONZE	FILLON MAILLET Quentin	FRA
Women's 12.5km Mass Start	SAT 21 FEB	GOLD	MICHELON Oceane	FRA
		SILVER	SIMON Julia	FRA
		BRONZE	VOBORNIKOVA Tereza	CZE
Men's 4 x 7.5km Relay	TUE 17 FEB	GOLD	CLAUDE Fabien JACQUELIN Emilien FILLON MAILLET Quentin PERROT Eric	FRA
		SILVER	ULDAL Martin BOTN Johan-Olav LAEGREID Sturla Holm CHRISTIANSEN Vetle Sjaastad	NOR
		BRONZE	BRANDT Viktor NELIN Jesper PONSILUOMA Martin SAMUELSSON Sebastian	SWE
Women's 4 x 6km Relay	WED 18 FEB	GOLD	BENED Camille JEANMONNOT Lou MICHELON Oceane SIMON Julia	FRA
		SILVER	GESTBLOM Linn MAGNUSSON Anna OEBERG Elvira OEBERG Hanna	SWE
		BRONZE	JOHANSEN Marthe Krakstad ARNEKLEIV Juni KNOTTEN Karoline Offigstad KIRKEEIDE Maren	NOR



Medallists by Event

Medagliati per evento / Medaillengewinner nach Wettkampf / Médaillés par épreuve

As of SAT 21 FEB 2026 at 14:58

Event	Date	Medal	Name	NOC Code
Mixed Relay 4 x 6km (M+W)	SUN 8 FEB	GOLD	PERROT Eric (M) FILLON MAILLET Quentin (M) JEANMONNOT Lou (F) SIMON Julia (F)	FRA
		SILVER	GIACOMEL Tommaso (M) HOFER Lukas (M) WIERER Dorothea (F) VITTOZZI Lisa (F)	ITA
		BRONZE	STRELOW Justus (M) NAWRATH Philipp (M) VOIGT Vanessa (F) PREUSS Franziska (F)	GER

Legend:

F Female

M Male



Medal Standings

Medagliere / Medaillenspiegel / Tableau des médailles

As of SAT 21 FEB 2026 at 14:58

After 11 of 11 Events

Rank	NOC	Men				Women				Mixed				Total				Rank by Total
		G	S	B	Tot.	G	S	B	Tot.	G	S	B	Tot.	G	S	B	Tot.	
1	FRA - France	2	1	2	5	3	3	1	7	1			1	6	4	3	13	1
2	NOR - Norway	2	4	2	8	1	1	1	3					3	5	3	11	2
3	SWE - Sweden	1		1	2		1		1					1	1	1	3	3
4	ITA - Italy					1			1		1		1	1	1		2	4
5	BUL - Bulgaria							1	1							1	1	=5
5	CZE - Czechia							1	1							1	1	=5
5	FIN - Finland							1	1							1	1	=5
5	GER - Germany											1	1			1	1	=5
Total:		5	5	5	15	5	5	5	15	1	1	1	3	11	11	11	33	

Note:
Rank by Total is calculated by the total number of gold, silver and bronze medals.

Legend:
 = Equal sign indicates that two or more NOCs share the same rank by total
G Gold
S Silver
B Bronze
Tot. Total



TUE 10 FEB 2026

Start Time 13:30

End Time 15:17

Final Results - Competition Data Summary

Risultati definitivi - Riepilogo dati relativi alla gara / Endgültige Ergebnisse - Zusammenfassung der Wettkampfdaten
Résultats définitifs - synthèse des données de compétition

Participation

Number of Entries:	89
Did Not Start:	0
Did Not Finish:	0
Disqualified:	0
Disqualified for unsportsmanlike behaviour:	0
Ranked:	89

Weather Conditions	30 min before Start	At Start Time	30 min after Start	At End Time
Weather	Mostly Cloudy	Partly Cloudy	Partly Cloudy	Mostly Cloudy
Snow Condition	Hard packed	Hard packed	Hard packed	Hard packed
Snow Temperature	-0.1°C	0.0°C	0.0°C	0.0°C
Air Temperature	1.1°C	0.6°C	0.3°C	0.3°C
Humidity	60%	65%	67%	66%
Wind Direction/Speed	SE / 1.4 m/s	N / 1.1 m/s	E / 0.8 m/s	SW / 0.5 m/s

Jury Information

Technical Delegate - Chairman	VASSALLO Christophe (IBU)
Assistant Technical Delegate	OEBERG Ulrika (IBU)
Competition Chief	KIRCHER Georg (ITA)
Member	KRISTIANSEN Egil (NOR)
Member	AUCHENTALLER Armin (USA)

Course Information

4012m+4122m+4122m+4122m+4389m brown

Total Course Length	20767m
Height Difference	46m
Maximum Climb	21m
Total Climb	639m

Jury Decisions

No Decisions

Technical Delegate

VASSALLO Christophe (IBU)

Legend:				
E East	N North	SE South-East	SW South-West	



Results

Risultati / Ergebnisse / Résultats

Rank	Bib	Name	NOC Code	Ski Time	P	S	P	S	T	Result	Behind
1	58	BOTN Johan-Olav	NOR	51:31.5	0	0	0	0	0	51:31.5	0.0
2	38	PERROT Eric	FRA	50:46.3	0	1	0	0	1	51:46.3	+14.8
3	62	LAEGREID Sturla Holm	NOR	51:19.8	0	0	1	0	1	52:19.8	+48.3
4	27	HIIDENSALO Olli	FIN	53:01.2	0	0	0	0	0	53:01.2	+1:29.7
5	40	NAWRATH Philipp	GER	52:03.0	1	0	0	0	1	53:03.0	+1:31.5
6	52	GIACOMEL Tommaso	ITA	50:59.0	1	1	0	1	3	53:59.0	+2:27.5
7	46	SAMUELSSON Sebastian	SWE	52:00.8	0	0	0	2	2	54:00.8	+2:29.3
8	54	FILLON MAILLET Quentin	FRA	50:20.9	1	2	0	1	4	54:20.9	+2:49.4
9	48	PONSILUOMA Martin	SWE	51:26.2	0	0	2	1	3	54:26.2	+2:54.7
10	44	DALE-SKJEVDAL Johannes	NOR	50:32.2	2	0	0	2	4	54:32.2	+3:00.7
11	82	INVENIUS Otto	FIN	53:39.5	1	0	0	0	1	54:39.5	+3:08.0
12	22	NELIN Jesper	SWE	52:45.3	1	0	0	1	2	54:45.3	+3:13.8
13	56	ULDAL Martin	NOR	51:48.0	1	0	1	1	3	54:48.0	+3:16.5
14	15	BRAUNHOFER Patrick	ITA	54:01.7	0	0	1	0	1	55:01.7	+3:30.2
15	68	HARJULA Tuomas	FIN	54:15.0	0	1	0	0	1	55:15.0	+3:43.5
16	50	HOFER Lukas	ITA	52:32.5	0	0	1	2	3	55:32.5	+4:01.0
17	16	CLAUDE Fabien	FRA	51:46.9	2	1	0	1	4	55:46.9	+4:15.4
18	6	PIDRUCHNYI Dmytro	UKR	53:10.4	0	3	0	0	3	56:10.4	+4:38.9
19	32	STROLIA Vytutas	LTU	55:15.0	0	0	0	1	1	56:15.0	+4:43.5
20	83	DOVZAN Miha	SLO	55:28.0	0	0	0	1	1	56:28.0	+4:56.5
21	24	ZOBEL David	GER	54:31.8	0	2	0	0	2	56:31.8	+5:00.3
22	63	TODEV Blagoy	BUL	54:34.9	1	0	0	1	2	56:34.9	+5:03.4
23	17	FRATZSCHER Lucas	GER	54:38.7	0	0	1	1	2	56:38.7	+5:07.2
24	69	JAKOB Patrick	AUT	54:40.0	1	0	1	0	2	56:40.0	+5:08.5
25	31	ZENI Elia	ITA	53:46.5	1	2	0	0	3	56:46.5	+5:15.0
26	34	HORNIG Vitezslav	CZE	54:47.0	1	0	1	0	2	56:47.0	+5:15.5
27	42	WRIGHT Campbell	USA	54:53.9	1	1	0	0	2	56:53.9	+5:22.4
28	26	MANDZYN Vitalii	UKR	52:55.0	0	1	1	2	4	56:55.0	+5:23.5
29	13	FAK Jakov	SLO	54:55.5	1	0	1	0	2	56:55.5	+5:24.0
30	55	DOMBROVSKI Karol	LTU	56:00.0	0	1	0	0	1	57:00.0	+5:28.5
31	5	BIRKENTALS Renars	LAT	55:00.7	1	1	0	0	2	57:00.7	+5:29.2
32	11	UNTERWEGER Dominic	AUT	55:08.5	1	0	1	0	2	57:08.5	+5:37.0
33	57	GALICA Grzegorz	POL	54:10.2	1	0	2	0	3	57:10.2	+5:38.7
34	36	EDER Simon	AUT	55:16.9	0	0	1	1	2	57:16.9	+5:45.4
35	77	DUDCHENKO Anton	UKR	56:21.7	0	1	0	0	1	57:21.7	+5:50.2
36	30	BURKHALTER Joscha	SUI	54:22.0	1	1	0	1	3	57:22.0	+5:50.5
37	1	BRANDT Viktor	SWE	53:38.3	1	0	0	3	4	57:38.3	+6:06.8
38	18	KRCMAR Michal	CZE	53:45.4	1	2	1	0	4	57:45.4	+6:13.9
39	74	BUTA George	ROU	56:46.8	1	0	0	0	1	57:46.8	+6:15.3
40	28	HORN Philipp	GER	51:50.8	2	1	1	2	6	57:50.8	+6:19.3
41	35	RASTORGUJEVS Andrejs	LAT	54:51.4	1	0	1	1	3	57:51.4	+6:19.9
42	78	ZAHKNA Rene	EST	55:55.5	0	1	0	1	2	57:55.5	+6:24.0
43	84	ZAWOL Marcin	POL	54:58.9	0	1	1	1	3	57:58.9	+6:27.4
44	72	SCHOMMER Paul	USA	57:00.4	0	0	0	1	1	58:00.4	+6:28.9
45	43	MAGAZEEV Pavel	MDA	55:02.3	1	1	0	1	3	58:02.3	+6:30.8
46	61	CLAUDE Florent	BEL	55:04.2	1	2	0	0	3	58:04.2	+6:32.7
47	39	KEHVA Mark-Markos	EST	57:09.3	0	0	0	1	1	58:09.3	+6:37.8
48	65	PLANKO Lovro	SLO	54:16.9	0	1	1	2	4	58:16.9	+6:45.4
49	25	BADACZ Konrad	POL	54:19.7	2	1	1	0	4	58:19.7	+6:48.2
50	86	CIGAK Nikita	LTU	57:22.4	0	1	0	0	1	58:22.4	+6:50.9
51	20	SEPPALA Tero	FIN	52:22.5	2	1	2	1	6	58:22.5	+6:51.0
52	9	LANGER Thierry	BEL	55:35.8	0	1	2	0	3	58:35.8	+7:04.3
53	41	KIREYEV Vladislav	KAZ	55:49.4	1	2	0	0	3	58:49.4	+7:17.9
54	23	COLTEA George	ROU	55:50.7	1	1	0	1	3	58:50.7	+7:19.2
55	60	JACQUELIN Emilien	FRA	52:59.4	2	1	0	3	6	58:59.4	+7:27.9
56	4	FOMIN Maksim	LTU	56:00.0	0	1	1	1	3	59:00.0	+7:28.5
57	2	YAN Xingyuan	CHN	56:01.5	0	0	2	1	3	59:01.5	+7:30.0
58	70	SIIMER Kristo	EST	56:09.6	1	1	1	0	3	59:09.6	+7:38.1
59	8	HARTWEG Niklas	SUI	53:11.5	1	0	1	4	6	59:11.5	+7:40.0
60	37	STALDER Sebastian	SUI	56:18.3	0	0	1	2	3	59:18.3	+7:46.8



Results

Risultati / Ergebnisse / Résultats

Rank	Bib	Name	NOC Code	Ski Time	P	S	P	S	T	Result	Behind
61	59	GUNKA Jan	POL	55:25.2	1	0	2	1	4	59:25.2	+7:53.7
62	12	SLETTEMARK Sondre	DEN	56:44.5	0	2	0	1	3	59:44.5	+8:13.0
63	76	FINELLO Jeremy	SUI	52:44.9	1	2	1	3	7	59:44.9	+8:13.4
64	51	RUNNALLS Adam	CAN	55:04.5	1	2	1	1	5	1:00:04.5	+8:33.0
65	67	LESIUK Taras	UKR	56:31.5	1	2	0	1	4	1:00:31.5	+9:00.0
66	73	CONNELLY Zachary	CAN	54:39.1	1	3	1	1	6	1:00:39.1	+9:07.6
67	49	GERMAIN Maxime	USA	57:44.9	0	2	0	1	3	1:00:44.9	+9:13.4
68	66	KARLIK Mikulas	CZE	55:48.6	0	1	1	3	5	1:00:48.6	+9:17.1
69	80	SINAPOV Anton	BUL	56:50.1	1	1	0	2	4	1:00:50.1	+9:18.6
70	64	SHAMAEV Dmitrii	ROU	58:59.2	1	0	0	1	2	1:00:59.2	+9:27.7
71	53	VIDMAR Anton	SLO	54:06.9	2	2	0	3	7	1:01:06.9	+9:35.4
72	3	LEGOVIC Matija	CRO	55:11.4	1	1	1	3	6	1:01:11.4	+9:39.9
73	75	MUELLAUER Fabian	AUT	54:17.4	1	2	3	1	7	1:01:17.4	+9:45.9
74	29	DYUSSENOV Asset	KAZ	56:20.2	2	2	1	0	5	1:01:20.2	+9:48.7
75	33	ILIEV Vladimir	BUL	52:22.8	3	2	3	1	9	1:01:22.8	+9:51.3
76	47	CRNKOVIC Kresimir	CRO	57:32.3	0	1	1	2	4	1:01:32.3	+10:00.8
77	88	PLETZ Logan	CAN	56:42.9	2	1	1	1	5	1:01:42.9	+10:11.4
78	19	VASILEV Konstantin	BUL	52:55.1	3	2	3	1	9	1:01:55.1	+10:23.6
79	21	JEFFERIES Jacques	GBR	58:11.0	1	1	1	1	4	1:02:11.0	+10:39.5
80	7	DOHERTY Sean	USA	56:16.8	1	0	3	2	6	1:02:16.8	+10:45.3
81	10	HAK Petr	CZE	55:48.3	2	2	1	2	7	1:02:48.3	+11:16.8
82	45	ADAMOV Simon	SVK	56:01.4	0	4	1	2	7	1:03:01.4	+11:29.9
83	79	MISE Edgars	LAT	58:51.0	1	1	1	3	6	1:04:51.0	+13:19.5
84	81	MAKAROV Maksim	MDA	59:54.4	1	1	1	2	5	1:04:54.4	+13:22.9
85	87	CHOI Dujin	KOR	1:00:07.6	2	1	2	0	5	1:05:07.6	+13:36.1
86	85	FLEMING Jasper	CAN	57:15.5	1	3	2	2	8	1:05:15.5	+13:44.0
87	14	KULBIN Jakob	EST	58:17.3	2	2	3	0	7	1:05:17.3	+13:45.8
88	71	LOZBERS Rihards	LAT	57:25.7	3	4	1	0	8	1:05:25.7	+13:54.2
89	89	FLORE Raul	ROU	1:02:25.1	1	1	0	2	4	1:06:25.1	+14:53.6

Legend:	P Prone	S Standing	T Total penalties
----------------	----------------	-------------------	--------------------------



Competition Analysis

Analisi della gara / Wettkampfanalyse / Analyses de l'épreuve

Rank	Bib	Name	NOC Code		T		Loop 1		Loop 2		Loop 3		Loop 4		Loop 5		Result	Behind	Rank
								Time	Rank	Time	Rank	Time	Rank	Time	Rank	Time	Rank		
1	58	BOTN Johan-Olav	NOR		0												51:31.5	0.0	1
Cumulative Time	10:04.7	+21.9	4	20:17.8	+17.1	3	30:47.1	0.0	1	41:22.5	0.0	1	10:09.0	+17.3	4	51:31.5	0.0	1	
Loop Time	10:04.7	+21.9	4	10:13.1	+6.5	4	10:29.3	+9.5	6	10:35.4	+10.1	3							
Ski Time	10:04.7	+21.9	9	20:17.8	+40.5	9	30:47.1	+50.0	7	41:22.5	+1:07.6	9				51:31.5	+1:10.6	7	
Shooting	0	32.0	+8.5 =60	0	34.0	+16.6 85	0	32.2	+7.3 49	0	26.6	+8.6 46				2:05.0	+41.0	66	
Range Time	54.0	+9.7 =64		53.6	+15.8 83		53.6	+7.3 =48		47.7	+9.2 43					3:28.9	+41.1	62	
Course Time	9:04.0	+15.5	9	9:14.0	+9.5	3	9:28.9	+12.5	5	9:42.3	+17.8	10	10:09.0	+17.3	4	47:38.2	+52.8	4	
Penalty Time	6.7			5.5			6.8			5.4						24.4			
2	38	PERROT Eric	FRA		1												51:46.3	+14.8	2
Cumulative Time	9:42.8	0.0	1	20:41.7	+41.0	6	31:08.9	+21.8	2	41:34.2	+11.7	2	10:12.1	+20.4	6	51:46.3	+14.8	2	
Loop Time	9:42.8	0.0	1	10:58.9	+52.3	24	10:27.2	+7.4	5	10:25.3	0.0	1							
Ski Time	9:42.8	0.0	1	19:41.7	+4.4	2	30:08.9	+11.8	2	40:34.2	+19.3	2				50:46.3	+25.4	3	
Shooting	0	26.6	+3.1 =12	1	25.1	+7.7 =33	0	29.1	+4.2 19	0	20.3	+2.3 6				1:41.2	+17.2	8	
Range Time	46.3	+2.0	5	45.5	+7.7 =27		48.7	+2.4 4		40.7	+2.2 5					3:01.2	+13.4	=5	
Course Time	8:50.5	+2.0	2	9:08.1	+3.6	2	9:32.0	+15.6	7	9:38.7	+14.2	6	10:12.1	+20.4	6	47:21.4	+36.0	3	
Penalty Time	6.0			1:05.3			6.5			5.9						1:23.7			
3	62	LAEGREID Sturla Holm	NOR		1												52:19.8	+48.3	3
Cumulative Time	9:52.6	+9.8	2	20:00.7	0.0	1	31:23.9	+36.8	4	41:55.4	+32.9	3	10:24.4	+32.7	13	52:19.8	+48.3	3	
Loop Time	9:52.6	+9.8	2	10:08.1	+1.5	2	11:23.2	+1:03.4	29	10:31.5	+6.2	2							
Ski Time	9:52.6	+9.8	3	20:00.7	+23.4	4	30:23.9	+26.8	5	40:55.4	+40.5	5				51:19.8	+58.9	5	
Shooting	0	26.7	+3.2 =14	0	25.8	+8.4 =38	1	30.7	+5.8 33	0	25.6	+7.6 38				1:49.0	+25.0	28	
Range Time	46.7	+2.4	9	46.3	+8.5 35		51.2	+4.9 =23		46.1	+7.6 =31					3:10.3	+22.5	17	
Course Time	8:59.1	+10.6	4	9:16.1	+11.6	4	9:25.0	+8.6 3		9:40.0	+15.5 8		10:24.4	+32.7	13	47:44.6	+59.2	6	
Penalty Time	6.8			5.7			1:07.0			5.4						1:24.9			
4	27	HIIDENSALO Olli	FIN		0												53:01.2	+1:29.7	4
Cumulative Time	10:23.5	+40.7	12	20:58.5	+57.8	7	31:42.8	+55.7	5	42:32.5	+1:10.0	4	10:28.7	+37.0	18	53:01.2	+1:29.7	4	
Loop Time	10:23.5	+40.7	12	10:35.0	+28.4	11	10:44.3	+24.5	10	10:49.7	+24.4	5							
Ski Time	10:23.5	+40.7	31	20:58.5	+1:21.2	24	31:42.8	+1:45.7	23	42:32.5	+2:17.6	21				53:01.2	+2:40.3	21	
Shooting	0	26.1	+2.6 =7	0	22.5	+5.1 12	0	29.0	+4.1 =16	0	28.6	+10.6 =62				1:46.4	+22.4	14	
Range Time	47.0	+2.7 =10		44.9	+7.1 =20		50.8	+4.5 16		46.9	+8.4 =37					3:09.6	+21.8	=14	
Course Time	9:29.8	+41.3	36	9:43.8	+39.3	22	9:47.0	+30.6	21	9:57.2	+32.7	20	10:28.7	+37.0	18	49:26.5	+2:41.1	22	
Penalty Time	6.7			6.3			6.5			5.6						25.1			
5	40	NAWRATH Philipp	GER		1												53:03.0	+1:31.5	5
Cumulative Time	11:10.9	+1:28.1	37	21:32.8	+1:32.1	13	32:11.8	+1:24.7	6	42:48.7	+1:26.2	5	10:14.3	+22.6	9	53:03.0	+1:31.5	5	
Loop Time	11:10.9	+1:28.1	37	10:21.9	+15.3	7	10:39.0	+19.2	7	10:36.9	+11.6	4							
Ski Time	10:10.9	+28.1	14	20:32.8	+55.5	12	31:11.8	+1:14.7	12	41:48.7	+1:33.8	12				52:03.0	+1:42.1	12	
Shooting	1	32.1	+8.6 62	0	28.3	+10.9 =58	0	36.4	+11.5 70	0	31.6	+13.6 77				2:08.6	+44.6	=72	
Range Time	53.4	+9.1 63		47.3	+9.5 40		58.8	+12.5 73		50.4	+11.9 =60					3:29.9	+42.1	64	
Course Time	9:10.1	+21.6	11	9:29.2	+24.7	12	9:33.6	+17.2	10	9:41.4	+16.9	9	10:14.3	+22.6	9	48:08.6	+1:23.2	10	
Penalty Time	1:07.4			5.4			6.6			5.1						1:24.5			
6	52	GIACOMEL Tommaso	ITA		3												53:59.0	+2:27.5	6
Cumulative Time	10:57.8	+1:15.0	35	22:00.4	+1:59.7	23	32:23.1	+1:36.0	=8	43:39.3	+2:16.8	6	10:19.7	+28.0	12	53:59.0	+2:27.5	6	
Loop Time	10:57.8	+1:15.0	35	11:02.6	+56.0	28	10:22.7	+2.9	4	11:16.2	+50.9	14							
Ski Time	9:57.8	+15.0	7	20:00.4	+23.1	3	30:23.1	+26.0	=3	40:39.3	+24.4	3				50:59.0	+38.1	4	
Shooting	1	29.2	+5.7 =35	1	20.4	+3.0 3	0	29.7	+4.8 23	1	19.1	+1.1 3				1:38.5	+14.5	5	
Range Time	49.2	+4.9 27		40.0	+2.2 3		47.2	+0.9 2		38.8	+0.3 2					2:55.2	+7.4	2	
Course Time	9:02.0	+13.5	6	9:17.0	+12.5	6	9:29.1	+12.7	6	9:31.7	+7.2	3	10:19.7	+28.0	12	47:39.5	+54.1	5	
Penalty Time	1:06.6			1:05.6			6.4			1:05.7						3:24.3			
7	46	SAMUELSSON Sebastian	SWE		2												54:00.8	+2:29.3	7
Cumulative Time	10:09.0	+26.2	5	20:29.9	+29.2	4	31:11.5	+24.4	3	43:47.3	+2:24.8	7	10:13.5	+21.8	8	54:00.8	+2:29.3	7	
Loop Time	10:09.0	+26.2	5	10:20.9	+14.3	6	10:41.6	+21.8	8	12:35.8	+2:10.5	63							
Ski Time	10:09.0	+26.2	11	20:29.9	+52.6	11	31:11.5	+1:14.4	11	41:47.3	+1:32.4	11				52:00.8	+1:39.9	11	
Shooting	0	30.7	+7.2 =51	0	24.4	+7.0 29	0	39.8	+14.9 =84	2	23.2	+5.2 =19				1:58.2	+34.2	53	
Range Time	51.3	+7.0 =45		44.4	+6.6 =17		1:00.1	+13.8 77		43.0	+4.5 8					3:18.8	+31.0	42	
Course Time	9:11.5	+23.0	13	9:30.9	+26.4	13	9:34.9	+18.5	11	9:47.2	+22.7	15	10:13.5	+21.8	8	48:18.0	+1:32.6	12	
Penalty Time	6.2			5.6			6.6			2:05.6						2:24.0			



Competition Analysis

Analisi della gara / Wettkampfanalyse / Analyses de l'épreuve

Rank	Bib	Name	NOC Code		T														
Loop 1		Loop 2		Loop 3		Loop 4		Loop 5		Result	Behind	Rank							
Time Rank		Time Rank		Time Rank		Time Rank		Time Rank											
8	54	FILLON MAILLET	Quentin	FRA		4	54:20.9	+2:49.4	8										
Cumulative Time	10:44.9	+1:02.1	30	22:37.3	+2:36.6	36	32:57.1	+2:10.0	15	44:14.9	+2:52.4	9	54:20.9	+2:49.4	8				
Loop Time	10:44.9	+1:02.1	30	11:52.4	+1:45.8	47	10:19.8	0.0	1	11:17.8	+52.5	16	10:06.0	+14.3	3				
Ski Time	9:44.9	+2.1	2	19:37.3	0.0	1	29:57.1	0.0	1	40:14.9	0.0	1	50:20.9	0.0	1				
Shooting	1	30.1	+6.6 =45	2	22.4	+5.0 =10	0	36.8	+11.9	71	1	23.0	+5.0 =16	4	1:52.4	+28.4 =37			
Range Time	49.9	+5.6 =32	42.5	+4.7	7	56.8	+10.5	66	42.1	+3.6	7	3:11.3	+23.5 =20						
Course Time	8:48.5	0.0	1	9:04.5	0.0	1	9:16.4	0.0	1	9:30.0	+5.5	2	10:06.0	+14.3	3	46:45.4	0.0	1	
Penalty Time	1:06.5			2:05.4			6.6			1:05.7						4:24.2			
9	48	PONSILUOMA	Martin	SWE		3	54:26.2	+2:54.7	9										
Cumulative Time	9:54.5	+11.7	3	20:04.0	+3.3	2	32:40.8	+1:53.7	12	44:15.6	+2:53.1	10	54:26.2	+2:54.7	9				
Loop Time	9:54.5	+11.7	3	10:09.5	+2.9	3	12:36.8	+2:17.0	69	11:34.8	+1:09.5	29	10:10.6	+18.9	5				
Ski Time	9:54.5	+11.7	4	20:04.0	+26.7	6	30:40.8	+43.7	6	41:15.6	+1:00.7	6	51:26.2	+1:05.3	6				
Shooting	0	26.1	+2.6 =7	0	18.8	+1.4	2	32.3	+7.4	50	1	24.1	+6.1	26	3	1:41.4	+17.4	9	
Range Time	44.5	+0.2	2	37.8	0.0	1	51.1	+4.8 =20	43.7	+5.2 =12			2:57.1	+9.3	3				
Course Time	9:03.6	+15.1	8	9:26.1	+21.6	8	9:39.6	+23.2	16	9:45.4	+20.9	12	10:10.6	+18.9	5	48:05.3	+1:19.9	7	
Penalty Time	6.4			5.6			2:06.1			1:05.7						3:23.8			
10	44	DALE-SKJEVDAL	Johannes	NOR		4	54:32.2	+3:00.7	10										
Cumulative Time	11:55.4	+2:12.6	70	22:02.0	+2:01.3	24	32:23.1	+1:36.0	=8	44:40.5	+3:18.0	15	54:32.2	+3:00.7	10				
Loop Time	11:55.4	+2:12.6	70	10:06.6	0.0	1	10:21.1	+1.3	2	12:17.4	+1:52.1	47	9:51.7	0.0	1				
Ski Time	9:55.4	+12.6	5	20:02.0	+24.7	5	30:23.1	+26.0	=3	40:40.5	+25.6	4	50:32.2	+11.3	2				
Shooting	2	29.3	+5.8	38	0	23.9	+6.5	26	0	33.0	+8.1 =56	2	25.9	+7.9	43	4	1:52.3	+28.3	36
Range Time	50.4	+6.1	38	44.8	+7.0	19	54.8	+8.5	56	47.2	+8.7 =40		3:17.2	+29.4 =36					
Course Time	8:58.6	+10.1	3	9:16.3	+11.8	5	9:19.1	+2.7	2	9:24.5	0.0	1	9:51.7	0.0	1	46:50.2	+4.8	2	
Penalty Time	2:06.4			5.5			7.2			2:05.7						4:24.8			
11	82	INVENIUS	Otto	FIN		1	54:39.5	+3:08.0	11										
Cumulative Time	11:34.7	+1:51.9	57	22:23.2	+2:22.5	30	33:06.7	+2:19.6	17	44:12.4	+2:49.9	8	54:39.5	+3:08.0	11				
Loop Time	11:34.7	+1:51.9	57	10:48.5	+41.9	17	10:43.5	+23.7	9	11:05.7	+40.4	10	10:27.1	+35.4	15				
Ski Time	10:34.7	+51.9	53	21:23.2	+1:45.9	42	32:06.7	+2:09.6	29	43:12.4	+2:57.5	26	53:39.5	+3:18.6	25				
Shooting	1	31.2	+7.7	54	0	28.3	+10.9 =58	0	28.8	+3.9	13	0	28.3	+10.3	58	1	1:56.7	+32.7	48
Range Time	51.7	+7.4 =50	49.4	+11.6	61	49.5	+3.2 =9	49.2	+10.7 =49				3:19.8	+32.0	43				
Course Time	9:36.8	+48.3	52	9:53.2	+48.7	36	9:48.1	+31.7	22	10:10.8	+46.3	30	10:27.1	+35.4	15	49:56.0	+3:10.6	25	
Penalty Time	1:06.2			5.9			5.9			5.7						1:23.7			
12	22	NELIN	Jesper	SWE		2	54:45.3	+3:13.8	12										
Cumulative Time	11:16.6	+1:33.8	41	21:51.0	+1:50.3	18	32:36.8	+1:49.7	11	44:32.2	+3:09.7	14	54:45.3	+3:13.8	12				
Loop Time	11:16.6	+1:33.8	41	10:34.4	+27.8	10	10:45.8	+26.0	12	11:55.4	+1:30.1	39	10:13.1	+21.4	7				
Ski Time	10:16.6	+33.8	20	20:51.0	+1:13.7	20	31:36.8	+1:39.7	20	42:32.2	+2:17.3	20	52:45.3	+2:24.4	17				
Shooting	1	28.8	+5.3	30	0	27.9	+10.5 =54	0	32.8	+7.9	53	1	34.2	+16.2	83	2	2:03.9	+39.9	64
Range Time	49.7	+5.4	30	49.2	+11.4 =57	52.7	+6.4 =38	56.0	+17.5	84			3:27.6	+39.8	59				
Course Time	9:20.2	+31.7 =18	9:39.7	+35.2	19	9:46.8	+30.4	20	9:53.7	+29.2	18	10:13.1	+21.4	7	48:53.5	+2:08.1	16		
Penalty Time	1:06.7			5.5			6.3			1:05.7						2:24.2			
13	56	ULDAL	Martin	NOR		3	54:48.0	+3:16.5	13										
Cumulative Time	10:56.4	+1:13.6	34	21:12.1	+1:11.4	9	32:47.7	+2:00.6	14	44:19.4	+2:56.9	11	54:48.0	+3:16.5	13				
Loop Time	10:56.4	+1:13.6	34	10:15.7	+9.1	5	11:35.6	+1:15.8	35	11:31.7	+1:06.4	25	10:28.6	+36.9	17				
Ski Time	9:56.4	+13.6	6	20:12.1	+34.8	7	30:47.7	+50.6	8	41:19.4	+1:04.5	8	51:48.0	+1:27.1	9				
Shooting	1	27.8	+4.3 =22	0	30.0	+12.6 =73	1	31.1	+6.2	39	1	19.6	+1.6	4	3	1:48.6	+24.6	25	
Range Time	48.4	+4.1 =21	49.9	+12.1	65	51.8	+5.5	32	39.5	+1.0	3				3:09.6	+21.8	=14		
Course Time	9:01.3	+12.8	5	9:20.2	+15.7	7	9:36.9	+20.5	14	9:46.8	+22.3	14	10:28.6	+36.9	17	48:13.8	+1:28.4	11	
Penalty Time	1:06.7			5.6			1:06.9			1:05.4						3:24.6			
14	15	BRAUNHOFER	Patrick	ITA		1	55:01.7	+3:30.2	14										
Cumulative Time	10:33.6	+50.8	20	21:08.8	+1:08.1	8	33:19.8	+2:32.7	19	44:22.9	+3:00.4	12	55:01.7	+3:30.2	14				
Loop Time	10:33.6	+50.8	20	10:35.2	+28.6	12	12:11.0	+1:51.2	54	11:03.1	+37.8	9	10:38.8	+47.1	25				
Ski Time	10:33.6	+50.8	51	21:08.8	+1:31.5	30	32:19.8	+2:22.7	35	43:22.9	+3:08.0	31	54:01.7	+3:40.8	28				
Shooting	0	29.4	+5.9 =39	0	23.2	+5.8 =17	1	31.9	+7.0	47	0	28.6	+10.6 =62	1	1:53.3	+29.3	40		
Range Time	50.3	+6.0 =36	45.0	+7.2	22	54.5	+8.2 =52	50.5	+12.0 =62				3:20.3	+32.5	46				
Course Time	9:36.7	+48.2 =50	9:44.1	+39.6	23	10:09.6	+53.2	41	10:07.1	+42.6	24	10:38.8	+47.1	25	50:16.3	+3:30.9	28		
Penalty Time	6.6			6.1			1:06.9			5.5						1:25.1			



Competition Analysis

Analisi della gara / Wettkampfanalyse / Analyses de l'épreuve

Rank	Bib	Name	NOC Code		T											
Loop 1		Loop 2		Loop 3		Loop 4		Loop 5		Result	Behind	Rank				
Time	Rank	Time	Rank	Time	Rank	Time	Rank	Time	Rank							
22	63	TODEV Blagoy	BUL		2		56:34.9		+5:03.4		22					
Cumulative Time	11:28.0	+1:45.2	49	22:20.2	+2:19.5	29	33:35.8	+2:48.7	22	45:50.4	+4:27.9	25	56:34.9	+5:03.4	22	
Loop Time	11:28.0	+1:45.2	49	10:52.2	+45.6	19	11:15.6	+55.8	26	12:14.6	+1:49.3	44	10:44.5	+52.8	32	
Ski Time	10:28.0	+45.2	=35	21:20.2	+1:42.9	38	32:35.8	+2:38.7	45	43:50.4	+3:35.5	41	54:34.9	+4:14.0	37	
Shooting	1	25.4	+1.9	4	0	20.8	+3.4	4	0	27.1	+2.2	5	1	18.9	+0.9	2
Range Time	48.7	+4.4	23	43.5	+5.7	=12	51.1	+4.8	=20	41.9	+3.4	6	3:05.2	+17.4	8	
Course Time	9:32.8	+44.3	41	10:02.6	+58.1	48	10:17.7	+1:01.3	=52	10:26.8	+1:02.3	45	10:44.5	+52.8	32	
Penalty Time	1:06.5			6.1			6.8			1:05.9			2:25.3			
23	17	FRATZSCHER Lucas	GER		2		56:38.7		+5:07.2		23					
Cumulative Time	10:30.6	+47.8	15	21:17.7	+1:17.0	10	33:26.0	+2:38.9	21	45:44.0	+4:21.5	22	56:38.7	+5:07.2	23	
Loop Time	10:30.6	+47.8	15	10:47.1	+40.5	16	12:08.3	+1:48.5	52	12:18.0	+1:52.7	49	10:54.7	+1:03.0	44	
Ski Time	10:30.6	+47.8	41	21:17.7	+1:40.4	36	32:26.0	+2:28.9	38	43:44.0	+3:29.1	38	54:38.7	+4:17.8	38	
Shooting	0	34.4	+10.9	76	0	26.8	+9.4	=50	1	35.3	+10.4	65	1	29.6	+11.6	68
Range Time	55.4	+11.1	75	47.4	+9.6	=41	56.7	+10.4	65	50.6	+12.1	=66	3:30.1	+42.3	=65	
Course Time	9:27.9	+39.4	32	9:54.0	+49.5	37	10:03.9	+47.5	34	10:21.7	+57.2	37	10:54.7	+1:03.0	44	
Penalty Time	7.3			5.7			1:07.7			1:05.7			2:26.4			
24	69	JAKOB Patrick	AUT		2		56:40.0		+5:08.5		24					
Cumulative Time	11:40.5	+1:57.7	63	22:33.9	+2:33.2	34	34:22.5	+3:35.4	34	45:54.8	+4:32.3	27	56:40.0	+5:08.5	24	
Loop Time	11:40.5	+1:57.7	63	10:53.4	+46.8	20	11:48.6	+1:28.8	43	11:32.3	+1:07.0	26	10:45.2	+53.5	34	
Ski Time	10:40.5	+57.7	=63	21:33.9	+1:56.6	52	32:22.5	+2:25.4	37	43:54.8	+3:39.9	43	54:40.0	+4:19.1	40	
Shooting	1	28.6	+5.1	=28	0	27.9	+10.5	=54	1	29.6	+4.7	22	0	35.4	+17.4	85
Range Time	50.2	+5.9	35	49.0	+11.2	=55	51.5	+5.2	28	59.6	+21.1	88	3:30.3	+42.5	67	
Course Time	9:44.1	+55.6	64	9:58.3	+53.8	44	9:50.7	+34.3	23	10:26.9	+1:02.4	46	10:45.2	+53.5	34	
Penalty Time	1:06.2			6.1			1:06.4			5.8			2:24.5			
25	31	ZENI Elia	ITA		3		56:46.5		+5:15.0		25					
Cumulative Time	11:38.3	+1:55.5	60	24:20.8	+4:20.1	68	35:14.0	+4:26.9	=51	46:13.1	+4:50.6	30	56:46.5	+5:15.0	25	
Loop Time	11:38.3	+1:55.5	60	12:42.5	+2:35.9	69	10:53.2	+33.4	15	10:59.1	+33.8	7	10:33.4	+41.7	21	
Ski Time	10:38.3	+55.5	60	21:20.8	+1:43.5	39	32:14.0	+2:16.9	31	43:13.1	+2:58.2	28	53:46.5	+3:25.6	27	
Shooting	1	31.0	+7.5	53	2	25.8	+8.4	=38	0	29.3	+4.4	20	0	21.0	+3.0	8
Range Time	53.3	+9.0	62	47.1	+9.3	=38	52.3	+6.0	37	43.3	+4.8	=10	3:16.0	+28.2	33	
Course Time	9:38.3	+49.8	54	9:49.8	+45.3	30	9:54.5	+38.1	26	10:09.9	+45.4	27	10:33.4	+41.7	21	
Penalty Time	1:06.7			2:05.6			6.4			5.9			3:24.6			
26	34	HORNIG Vitezslav	CZE		2		56:47.0		+5:15.5		26					
Cumulative Time	11:30.7	+1:47.9	52	22:24.5	+2:23.8	31	34:30.6	+3:43.5	36	45:50.7	+4:28.2	26	56:47.0	+5:15.5	26	
Loop Time	11:30.7	+1:47.9	52	10:53.8	+47.2	=21	12:06.1	+1:46.3	51	11:20.1	+54.8	=19	10:56.3	+1:04.6	48	
Ski Time	10:30.7	+47.9	=42	21:24.5	+1:47.2	43	32:30.6	+2:33.5	41	43:50.7	+3:35.8	42	54:47.0	+4:26.1	41	
Shooting	1	28.5	+5.0	27	0	26.4	+9.0	=46	1	29.8	+4.9	24	0	24.7	+6.7	=33
Range Time	48.9	+4.6	=25	47.9	+10.1	=47	51.6	+5.3	=29	46.9	+8.4	=37	3:15.3	+27.5	29	
Course Time	9:35.5	+47.0	49	9:59.8	+55.3	47	10:07.9	+51.5	39	10:27.0	+1:02.5	47	10:56.3	+1:04.6	48	
Penalty Time	1:06.3			6.1			1:06.6			6.2			2:25.2			
27	42	WRIGHT Campbell	USA		2		56:53.9		+5:22.4		27					
Cumulative Time	11:17.5	+1:34.7	42	23:00.0	+2:59.3	44	34:21.7	+3:34.6	33	45:49.1	+4:26.6	24	56:53.9	+5:22.4	27	
Loop Time	11:17.5	+1:34.7	42	11:42.5	+1:35.9	43	11:21.7	+1:01.9	28	11:27.4	+1:02.1	22	11:04.8	+1:13.1	57	
Ski Time	10:17.5	+34.7	21	21:00.0	+1:22.7	25	32:21.7	+2:24.6	36	43:49.1	+3:34.2	40	54:53.9	+4:33.0	43	
Shooting	1	26.0	+2.5	6	1	25.1	+7.7	=33	0	28.6	+3.7	11	0	19.7	+1.7	5
Range Time	46.4	+2.1	=6	44.9	+7.1	=20	49.8	+3.5	11	40.1	+1.6	4	3:01.2	+13.4	=5	
Course Time	9:25.4	+36.9	30	9:52.3	+47.8	35	10:25.6	+1:09.2	63	10:41.2	+1:16.7	66	11:04.8	+1:13.1	57	
Penalty Time	1:05.7			1:05.3			6.3			6.1			2:23.4			
28	26	MANDZYN Vitalii	UKR		4		56:55.0		+5:23.5		28					
Cumulative Time	10:19.4	+36.6	9	21:51.5	+1:50.8	19	33:24.1	+2:37.0	20	46:24.6	+5:02.1	35	56:55.0	+5:23.5	28	
Loop Time	10:19.4	+36.6	9	11:32.1	+1:25.5	39	11:32.6	+1:12.8	31	13:00.5	+2:35.2	70	10:30.4	+38.7	19	
Ski Time	10:19.4	+36.6	25	20:51.5	+1:14.2	21	31:24.1	+1:27.0	16	42:24.6	+2:09.7	18	52:55.0	+2:34.1	18	
Shooting	0	28.2	+4.7	=25	1	26.0	+8.6	42	1	29.0	+4.1	=16	2	32.1	+14.1	=79
Range Time	48.9	+4.6	=25	45.4	+7.6	=25	49.9	+3.6	=12	51.4	+12.9	=68	3:15.6	+27.8	32	
Course Time	9:23.7	+35.2	23	9:40.8	+36.3	20	9:35.6	+19.2	12	10:02.8	+38.3	22	10:30.4	+38.7	19	
Penalty Time	6.8			1:05.9			1:07.1			2:06.3			4:26.1			



TUE 10 FEB 2026

Start Time 13:30

End Time 15:17

Competition Analysis

Analisi della gara / Wettkampfanalyse / Analyses de l'épreuve

Rank	Bib	Name	NOC Code		T											
Loop 1		Loop 2		Loop 3		Loop 4		Loop 5		Result	Behind	Rank				
Time	Rank	Time	Rank	Time	Rank	Time	Rank	Time	Rank							
29	13	FAK Jakob	SLO		2	56:55.5	+5:24.0	29								
Cumulative Time	11:37.4	+1:54.6	58	22:36.9	+2:36.2	35	34:51.4	+4:04.3	44	46:08.2	+4:45.7	28	56:55.5	+5:24.0	29	
Loop Time	11:37.4	+1:54.6	58	10:59.5	+52.9	26	12:14.5	+1:54.7	57	11:16.8	+51.5	15	10:47.3	+55.6	35	
Ski Time	10:37.4	+54.6	58	21:36.9	+1:59.6	53	32:51.4	+2:54.3	51	44:08.2	+3:53.3	48	54:55.5	+4:34.6	44	
Shooting	1	27.5	+4.0	20	0	26.2	+8.8	44	1	29.5	+4.6	21	0	24.4	+6.4	=30
Range Time	48.0	+3.7	=18	45.9	+8.1	=31	50.0	+3.7	14	45.5	+7.0	=26	3:09.4	+21.6	13	
Course Time	9:43.0	+54.5	61	10:07.7	+1:03.2	54	10:17.6	+1:01.2	51	10:25.3	+1:00.8	=43	10:47.3	+55.6	35	
Penalty Time	1:06.4			5.9			1:06.9			6.0			2:25.2			
30	55	DOMBROVSKI Karol	LTU		1	57:00.0	+5:28.5	30								
Cumulative Time	10:36.1	+53.3	=22	22:48.3	+2:47.6	40	34:01.8	+3:14.7	29	45:34.8	+4:12.3	20	57:00.0	+5:28.5	30	
Loop Time	10:36.1	+53.3	=22	12:12.2	+2:05.6	55	11:13.5	+53.7	23	11:33.0	+1:07.7	27	11:25.2	+1:33.5	=73	
Ski Time	10:36.1	+53.3	=54	21:48.3	+2:11.0	64	33:01.8	+3:04.7	56	44:34.8	+4:19.9	56	56:00.0	+5:39.1	=62	
Shooting	0	29.9	+6.4	=43	1	28.9	+11.5	=68	0	31.7	+6.8	=43	0	27.7	+9.7	54
Range Time	51.3	+7.0	=45	52.5	+14.7	76	53.3	+7.0	=45	50.6	+12.1	=66	3:27.7	+39.9	60	
Course Time	9:38.5	+50.0	=56	10:14.0	+1:09.5	64	10:14.1	+57.7	45	10:36.2	+1:11.7	62	11:25.2	+1:33.5	=73	
Penalty Time	6.3			1:05.7			6.1			6.2			1:24.3			
31	5	BIRKENTALS Renars	LAT		2	57:00.7	+5:29.2	31								
Cumulative Time	11:39.7	+1:56.9	62	23:41.7	+3:41.0	56	34:56.8	+4:09.7	=45	46:15.8	+4:53.3	33	57:00.7	+5:29.2	31	
Loop Time	11:39.7	+1:56.9	62	12:02.0	+1:55.4	49	11:15.1	+55.3	25	11:19.0	+53.7	17	10:44.9	+53.2	33	
Ski Time	10:39.7	+56.9	62	21:41.7	+2:04.4	58	32:56.8	+2:59.7	53	44:15.8	+4:00.9	52	55:00.7	+4:39.8	46	
Shooting	1	26.7	+3.2	=14	1	26.7	+9.3	49	0	30.2	+5.3	=29	0	31.3	+13.3	71
Range Time	47.7	+3.4	15	47.5	+9.7	=43	51.3	+5.0	26	50.0	+11.5	=56	3:16.5	+28.7	34	
Course Time	9:46.4	+57.9	70	10:08.8	+1:04.3	56	10:17.5	+1:01.1	50	10:23.3	+58.8	39	10:44.9	+53.2	33	
Penalty Time	1:05.6			1:05.7			6.3			5.7			2:23.3			
32	11	UNTERWEGER Dominic	AUT		2	57:08.5	+5:37.0	32								
Cumulative Time	11:42.1	+1:59.3	64	22:40.2	+2:39.5	37	35:02.4	+4:15.3	47	46:12.5	+4:50.0	29	57:08.5	+5:37.0	32	
Loop Time	11:42.1	+1:59.3	64	10:58.1	+51.5	23	12:22.2	+2:02.4	61	11:10.1	+44.8	11	10:56.0	+1:04.3	47	
Ski Time	10:42.1	+59.3	67	21:40.2	+2:02.9	56	33:02.4	+3:05.3	57	44:12.5	+3:57.6	50	55:08.5	+4:47.6	50	
Shooting	1	31.6	+8.1	=56	0	21.7	+4.3	7	1	30.4	+5.5	31	0	25.0	+7.0	35
Range Time	51.8	+7.5	=53	42.8	+5.0	9	51.2	+4.9	=23	45.2	+6.7	=23	3:11.0	+23.2	19	
Course Time	9:44.4	+55.9	65	10:09.5	+1:05.0	57	10:24.9	+1:08.5	=59	10:19.6	+55.1	33	10:56.0	+1:04.3	47	
Penalty Time	1:05.9			5.8			1:06.1			5.3			2:23.1			
33	57	GALICA Grzegorz	POL		3	57:10.2	+5:38.7	33								
Cumulative Time	11:21.2	+1:38.4	44	21:52.3	+1:51.6	=20	34:56.8	+4:09.7	=45	46:16.3	+4:53.8	34	57:10.2	+5:38.7	33	
Loop Time	11:21.2	+1:38.4	44	10:31.1	+24.5	9	13:04.5	+2:44.7	77	11:19.5	+54.2	18	10:53.9	+1:02.2	43	
Ski Time	10:21.2	+38.4	26	20:52.3	+1:15.0	=22	31:56.8	+1:59.7	25	43:16.3	+3:01.4	30	54:10.2	+3:49.3	30	
Shooting	1	29.1	+5.6	34	0	23.3	+5.9	19	2	30.5	+5.6	32	0	24.0	+6.0	=23
Range Time	49.9	+5.6	=32	42.4	+4.6	6	52.0	+5.7	=34	45.9	+7.4	29	3:10.2	+22.4	16	
Course Time	9:25.0	+36.5	=27	9:42.8	+38.3	21	10:06.0	+49.6	36	10:27.3	+1:02.8	48	10:53.9	+1:02.2	43	
Penalty Time	1:06.3			5.9			2:06.5			6.3			3:25.0			
34	36	EDER Simon	AUT		2	57:16.9	+5:45.4	34								
Cumulative Time	10:29.3	+46.5	14	21:37.1	+1:36.4	14	33:50.7	+3:03.6	26	46:15.4	+4:52.9	32	57:16.9	+5:45.4	34	
Loop Time	10:29.3	+46.5	14	11:07.8	+1:01.2	=29	12:13.6	+1:53.8	56	12:24.7	+1:59.4	52	11:01.5	+1:09.8	51	
Ski Time	10:29.3	+46.5	38	21:37.1	+1:59.8	54	32:50.7	+2:53.6	50	44:15.4	+4:00.5	51	55:16.9	+4:56.0	53	
Shooting	0	25.5	+2.0	5	0	22.7	+5.3	14	1	28.3	+3.4	=8	1	25.8	+7.8	42
Range Time	47.0	+2.7	=10	43.9	+6.1	15	49.0	+2.7	=7	46.9	+8.4	=37	3:06.8	+19.0	10	
Course Time	9:36.7	+48.2	=50	10:18.0	+1:13.5	73	10:18.5	+1:02.1	55	10:32.2	+1:07.7	56	11:01.5	+1:09.8	51	
Penalty Time	5.6			5.9			1:06.1			1:05.6			2:23.2			
35	77	DUDCHENKO Anton	UKR		1	57:21.7	+5:50.2	35								
Cumulative Time	10:43.1	+1:00.3	28	22:52.1	+2:51.4	42	34:34.5	+3:47.4	37	46:13.8	+4:51.3	31	57:21.7	+5:50.2	35	
Loop Time	10:43.1	+1:00.3	28	12:09.0	+2:02.4	52	11:42.4	+1:22.6	=38	11:39.3	+1:14.0	31	11:07.9	+1:16.2	59	
Ski Time	10:43.1	+1:00.3	69	21:52.1	+2:14.8	69	33:34.5	+3:37.4	69	45:13.8	+4:58.9	70	56:21.7	+6:00.8	70	
Shooting	0	29.2	+5.7	=35	1	23.1	+5.7	16	0	31.5	+6.6	42	0	22.7	+4.7	=13
Range Time	50.5	+6.2	39	45.4	+7.6	=25	53.2	+6.9	44	43.3	+4.8	=10	3:12.4	+24.6	23	
Course Time	9:46.3	+57.8	69	10:17.0	+1:12.5	=71	10:42.2	+1:25.8	75	10:49.6	+1:25.1	73	11:07.9	+1:16.2	59	
Penalty Time	6.3			1:06.6			7.0			6.4			1:26.3			



TUE 10 FEB 2026

Start Time 13:30

End Time 15:17

Competition Analysis

Analisi della gara / Wettkampfanalyse / Analyses de l'épreuve

Rank	Bib	Name	NOC Code		T		Result		Behind		Rank	
Loop 1		Loop 2		Loop 3		Loop 4		Loop 5				
Time	Rank	Time	Rank	Time	Rank	Time	Rank	Time	Rank			
36	30	BURKHALTER Joscha	SUI		3		57:22.0	+5:50.5		36		
Cumulative Time	11:37.7	+1:54.9	59	23:16.2	+3:15.5	48	34:16.8	+3:29.7	31	46:28.8	+5:06.3	36
Loop Time	11:37.7	+1:54.9	59	11:38.5	+1:31.9	41	11:00.6	+40.8	17	12:12.0	+1:46.7	42
Ski Time	10:37.7	+54.9	59	21:16.2	+1:38.9	34	32:16.8	+2:19.7	33	43:28.8	+3:13.9	34
Shooting	1	26.3	+2.8	10	1	21.2	+3.8	5	0	27.0	+2.1	4
Range Time	46.4	+2.1	=6	42.1	+4.3	5	47.6	+1.3	3	44.6	+6.1	=17
Course Time	9:45.0	+56.5	66	9:50.6	+46.1	31	10:06.8	+50.4	38	10:21.6	+57.1	36
Penalty Time	1:06.3			1:05.8			6.2			1:05.8		
37	1	BRANDT Viktor	SWE		4		57:38.3	+6:06.8		37		
Cumulative Time	11:12.4	+1:29.6	38	21:48.2	+1:47.5	16	32:42.1	+1:55.0	13	46:48.2	+5:25.7	40
Loop Time	11:12.4	+1:29.6	38	10:35.8	+29.2	13	10:53.9	+34.1	16	14:06.1	+3:40.8	82
Ski Time	10:12.4	+29.6	15	20:48.2	+1:10.9	19	31:42.1	+1:45.0	22	42:48.2	+2:33.3	24
Shooting	1	25.0	+1.5	2	0	22.2	+4.8	9	0	28.7	+3.8	12
Range Time	44.7	+0.4	3	43.5	+5.7	=12	49.9	+3.6	=12	53.4	+14.9	=77
Course Time	9:21.7	+33.2	21	9:46.8	+42.3	26	9:57.7	+41.3	30	10:07.2	+42.7	25
Penalty Time	1:06.0			5.5			6.3			3:05.5		
38	18	KRCMAR Michal	CZE		4		57:45.4	+6:13.9		38		
Cumulative Time	11:30.5	+1:47.7	51	24:10.6	+4:09.9	66	36:11.1	+5:24.0	69	47:12.6	+5:50.1	46
Loop Time	11:30.5	+1:47.7	51	12:40.1	+2:33.5	68	12:00.5	+1:40.7	47	11:01.5	+36.2	8
Ski Time	10:30.5	+47.7	40	21:10.6	+1:33.3	31	32:11.1	+2:14.0	30	43:12.6	+2:57.7	27
Shooting	1	38.6	+15.1	88	2	26.3	+8.9	45	1	37.2	+12.3	74
Range Time	1:00.3	+16.0	88	48.8	+11.0	53	58.5	+12.2	70	47.2	+8.7	=40
Course Time	9:24.5	+36.0	26	9:45.4	+40.9	24	9:56.1	+39.7	28	10:08.5	+44.0	26
Penalty Time	1:05.7			2:05.9			1:05.9			5.8		
39	74	BUTA George	ROU		1		57:46.8	+6:15.3		39		
Cumulative Time	11:52.4	+2:09.6	68	23:06.8	+3:06.1	46	34:44.8	+3:57.7	41	46:32.2	+5:09.7	37
Loop Time	11:52.4	+2:09.6	68	11:14.4	+1:07.8	32	11:38.0	+1:18.2	37	11:47.4	+1:22.1	36
Ski Time	10:52.4	+1:09.6	78	22:06.8	+2:29.5	78	33:44.8	+3:47.7	74	45:32.2	+5:17.3	74
Shooting	1	36.4	+12.9	87	0	30.8	+13.4	78	0	37.0	+12.1	73
Range Time	59.6	+15.3	87	52.1	+14.3	=74	1:00.2	+13.9	=78	54.6	+16.1	81
Course Time	9:46.7	+58.2	72	10:16.3	+1:11.8	68	10:31.2	+1:14.8	66	10:46.1	+1:21.6	70
Penalty Time	1:06.1			6.0			6.6			6.7		
40	28	HORN Philipp	GER		6		57:50.8	+6:19.3		40		
Cumulative Time	12:14.7	+2:31.9	77	23:37.9	+3:37.2	55	35:15.8	+4:28.7	53	47:44.9	+6:22.4	54
Loop Time	12:14.7	+2:31.9	77	11:23.2	+1:16.6	36	11:37.9	+1:18.1	36	12:29.1	+2:03.8	57
Ski Time	10:14.7	+31.9	18	20:37.9	+1:00.6	15	31:15.8	+1:18.7	14	41:44.9	+1:30.0	10
Shooting	2	34.8	+11.3	=78	1	22.6	+5.2	13	1	34.5	+9.6	=62
Range Time	55.6	+11.3	=77	42.7	+4.9	8	55.0	+8.7	58	44.1	+5.6	15
Course Time	9:11.9	+23.4	14	9:34.8	+30.3	16	9:36.4	+20.0	13	9:39.5	+15.0	7
Penalty Time	2:07.2			1:05.7			1:06.5			2:05.5		
41	35	RASTORGUJEVS Andrejs	LAT		3		57:51.4	+6:19.9		41		
Cumulative Time	11:18.8	+1:36.0	43	22:03.9	+2:03.2	26	34:19.7	+3:32.6	32	46:36.7	+5:14.2	38
Loop Time	11:18.8	+1:36.0	43	10:45.1	+38.5	15	12:15.8	+1:56.0	59	12:17.0	+1:51.7	46
Ski Time	10:18.8	+36.0	24	21:03.9	+1:26.6	28	32:19.7	+2:22.6	34	43:36.7	+3:21.8	36
Shooting	1	28.0	+4.5	24	0	22.8	+5.4	15	1	30.0	+5.1	27
Range Time	48.8	+4.5	24	43.5	+5.7	=12	51.4	+5.1	27	45.5	+7.0	=26
Course Time	9:24.2	+35.7	25	9:55.6	+51.1	39	10:18.0	+1:01.6	54	10:25.3	+1:00.8	=43
Penalty Time	1:05.8			6.0			1:06.4			1:06.2		
42	78	ZAHKNA Rene	EST		2		57:55.5	+6:24.0		42		
Cumulative Time	10:53.4	+1:10.6	32	23:26.0	+3:25.3	51	34:46.7	+3:59.6	42	47:12.5	+5:50.0	45
Loop Time	10:53.4	+1:10.6	32	12:32.6	+2:26.0	64	11:20.7	+1:00.9	27	12:25.8	+2:00.5	54
Ski Time	10:53.4	+1:10.6	=79	22:26.0	+2:48.7	82	33:46.7	+3:49.6	78	45:12.5	+4:57.6	69
Shooting	0	32.3	+8.8	64	1	40.4	+23.0	87	0	37.4	+12.5	75
Range Time	54.3	+10.0	68	1:03.7	+25.9	88	59.4	+13.1	75	49.3	+10.8	52
Course Time	9:53.3	+1:04.8	78	10:23.1	+1:18.6	75	10:14.5	+58.1	46	10:30.9	+1:06.4	=51
Penalty Time	5.8			1:05.8			6.8			1:05.6		



TUE 10 FEB 2026

Start Time 13:30

End Time 15:17

Competition Analysis

Analisi della gara / Wettkampfanalyse / Analyses de l'épreuve

Rank	Bib	Name	NOC Code		T															
Loop 1		Loop 2		Loop 3		Loop 4		Loop 5		Result	Behind	Rank								
Time	Rank	Time	Rank	Time	Rank	Time	Rank	Time	Rank											
43	84	ZAWOL Marcin	POL		3		57:58.9		+6:27.4		43									
Cumulative Time	10:21.4	+38.6	10	22:13.0	+2:12.3	27	34:47.8	+4:00.7	43	47:18.0	+5:55.5	48	57:58.9	+6:27.4	43					
Loop Time	10:21.4	+38.6	10	11:51.6	+1:45.0	46	12:34.8	+2:15.0	67	12:30.2	+2:04.9	58	10:40.9	+49.2	27					
Ski Time	10:21.4	+38.6	27	21:13.0	+1:35.7	32	32:47.8	+2:50.7	48	44:18.0	+4:03.1	53	54:58.9	+4:38.0	45					
Shooting	0	30.3	+6.8	48	1	28.3	+10.9	=58	1	32.4	+7.5	51	1	24.3	+6.3	29	3	1:55.4	+31.4	=44
Range Time	52.5	+8.2	59	49.0	+11.2	=55	55.2	+8.9	59	46.7	+8.2	=35	3:23.4	+35.6	51					
Course Time	9:22.4	+33.9	22	9:56.3	+51.8	41	10:33.0	+1:16.6	69	10:36.7	+1:12.2	63	10:40.9	+49.2	27	51:09.3	+4:23.9	43		
Penalty Time	6.5			1:06.3			1:06.6			1:06.8						3:26.2				
44	72	SCHOMMER Paul	USA		1		58:00.4		+6:28.9		44									
Cumulative Time	10:32.9	+50.1	19	21:49.3	+1:48.6	17	33:41.0	+2:53.9	24	46:38.5	+5:16.0	39	58:00.4	+6:28.9	44					
Loop Time	10:32.9	+50.1	19	11:16.4	+1:09.8	33	11:51.7	+1:31.9	45	12:57.5	+2:32.2	68	11:21.9	+1:30.2	72					
Ski Time	10:32.9	+50.1	49	21:49.3	+2:12.0	66	33:41.0	+3:43.9	72	45:38.5	+5:23.6	75	57:00.4	+6:39.5	76					
Shooting	0	31.6	+8.1	=56	0	26.8	+9.4	=50	0	38.4	+13.5	79	1	31.7	+13.7	78	1	2:08.6	+44.6	=72
Range Time	52.4	+8.1	58	47.9	+10.1	=47	1:00.2	+13.9	=78	53.3	+14.8	76	3:33.8	+46.0	70					
Course Time	9:34.7	+46.2	46	10:22.8	+1:18.3	74	10:45.4	+1:29.0	79	10:58.5	+1:34.0	80	11:21.9	+1:30.2	72	53:03.3	+6:17.9	76		
Penalty Time	5.8			5.7			6.1			1:05.7						1:23.3				
45	43	MAGAZEEV Pavel	MDA		3		58:02.3		+6:30.8		45									
Cumulative Time	11:31.6	+1:48.8	55	23:28.7	+3:28.0	53	34:41.6	+3:54.5	40	46:58.5	+5:36.0	44	58:02.3	+6:30.8	45					
Loop Time	11:31.6	+1:48.8	55	11:57.1	+1:50.5	48	11:12.9	+53.1	21	12:16.9	+1:51.6	45	11:03.8	+1:12.1	55					
Ski Time	10:31.6	+48.8	46	21:28.7	+1:51.4	47	32:41.6	+2:44.5	47	43:58.5	+3:43.6	45	55:02.3	+4:41.4	47					
Shooting	1	34.2	+10.7	=73	1	37.3	+19.9	86	0	40.2	+15.3	86	1	28.4	+10.4	=59	3	2:20.2	+56.2	86
Range Time	56.4	+12.1	=82	59.0	+21.2	86	1:03.1	+16.8	=86	52.5	+14.0	=72	3:51.0	+1:03.2	88					
Course Time	9:29.3	+40.8	35	9:52.1	+47.6	34	10:03.6	+47.2	33	10:17.8	+53.3	32	11:03.8	+1:12.1	55	50:46.6	+4:01.2	36		
Penalty Time	1:05.9			1:06.0			6.2			1:06.6						3:24.7				
46	61	CLAUDE Florent	BEL		3		58:04.2		+6:32.7		46									
Cumulative Time	11:29.5	+1:46.7	50	24:24.8	+4:24.1	69	35:31.2	+4:44.1	56	46:58.4	+5:35.9	43	58:04.2	+6:32.7	46					
Loop Time	11:29.5	+1:46.7	50	12:55.3	+2:48.7	74	11:06.4	+46.6	20	11:27.2	+1:01.9	21	11:05.8	+1:14.1	58					
Ski Time	10:29.5	+46.7	39	21:24.8	+1:47.5	44	32:31.2	+2:34.1	42	43:58.4	+3:43.5	44	55:04.2	+4:43.3	48					
Shooting	1	29.9	+6.4	=43	2	28.4	+11.0	=63	0	28.9	+4.0	=14	0	23.0	+5.0	=16	3	1:50.2	+26.2	31
Range Time	51.7	+7.4	=50	52.1	+14.3	=74	51.6	+5.3	=29	45.3	+6.8	25	3:20.7	+32.9	48					
Course Time	9:31.7	+43.2	39	9:56.9	+52.4	43	10:08.9	+52.5	40	10:35.9	+1:11.4	61	11:05.8	+1:14.1	58	51:19.2	+4:33.8	47		
Penalty Time	1:06.1			2:06.3			5.9			6.0						3:24.3				
47	39	KEHVA Mark-Markos	EST		1		58:09.3		+6:37.8		47									
Cumulative Time	10:49.8	+1:07.0	31	22:13.8	+2:13.1	28	34:06.2	+3:19.1	30	46:52.3	+5:29.8	41	58:09.3	+6:37.8	47					
Loop Time	10:49.8	+1:07.0	31	11:24.0	+1:17.4	37	11:52.4	+1:32.6	46	12:46.1	+2:20.8	65	11:17.0	+1:25.3	=65					
Ski Time	10:49.8	+1:07.0	75	22:13.8	+2:36.5	79	34:06.2	+4:09.1	80	45:52.3	+5:37.4	80	57:09.3	+6:48.4	77					
Shooting	0	35.3	+11.8	82	0	30.0	+12.6	=73	0	41.8	+16.9	88	1	31.4	+13.4	=72	1	2:18.7	+54.7	85
Range Time	57.1	+12.8	84	53.0	+15.2	78	1:03.0	+16.7	85	53.5	+15.0	79	3:46.6	+58.8	83					
Course Time	9:46.5	+58.0	71	10:24.2	+1:19.7	77	10:42.8	+1:26.4	76	10:46.3	+1:21.8	71	11:17.0	+1:25.3	=65	52:56.8	+6:11.4	74		
Penalty Time	6.2			6.8			6.6			1:06.3						1:25.9				
48	65	PLANKO Lovro	SLO		4		58:16.9		+6:45.4		48									
Cumulative Time	10:40.5	+57.7	25	22:31.2	+2:30.5	33	34:35.3	+3:48.2	38	47:35.4	+6:12.9	50	58:16.9	+6:45.4	48					
Loop Time	10:40.5	+57.7	25	11:50.7	+1:44.1	45	12:04.1	+1:44.3	50	13:00.1	+2:34.8	69	10:41.5	+49.8	=28					
Ski Time	10:40.5	+57.7	=63	21:31.2	+1:53.9	49	32:35.3	+2:38.2	43	43:35.4	+3:20.5	35	54:16.9	+3:56.0	32					
Shooting	0	34.0	+10.5	=70	1	25.8	+8.4	=38	1	32.9	+8.0	=54	2	21.9	+3.9	9	4	1:54.7	+30.7	42
Range Time	55.6	+11.3	=77	48.5	+10.7	52	54.7	+8.4	=54	44.2	+5.7	16	3:23.0	+35.2	50					
Course Time	9:38.8	+50.3	58	9:56.5	+52.0	42	10:03.0	+46.6	32	10:10.4	+45.9	=28	10:41.5	+49.8	=28	50:30.2	+3:44.8	31		
Penalty Time	6.1			1:05.7			1:06.4			2:05.5						4:23.7				
49	25	BADACZ Konrad	POL		4		58:19.7		+6:48.2		49									
Cumulative Time	12:22.4	+2:39.6	79	24:02.2	+4:01.5	65	36:03.8	+5:16.7	65	47:16.1	+5:53.6	47	58:19.7	+6:48.2	49					
Loop Time	12:22.4	+2:39.6	79	11:39.8	+1:33.2	42	12:01.6	+1:41.8	48	11:12.3	+47.0	12	11:03.6	+1:11.9	54					
Ski Time	10:22.4	+39.6	29	21:02.2	+1:24.9	26	32:03.8	+2:06.7	27	43:16.1	+3:01.2	29	54:19.7	+3:58.8	34					
Shooting	2	26.7	+3.2	=14	1	22.4	+5.0	=10	1	27.6	+2.7	6	0	22.7	+4.7	=13	4	1:39.5	+15.5	6
Range Time	47.5	+3.2	14	43.0	+5.2	10	48.8	+2.5	=5	43.7	+5.2	=12	3:03.0	+15.2	7					
Course Time	9:29.1	+40.6	34	9:50.9	+46.4	32	10:06.7	+50.3	37	10:22.8	+58.3	38	11:03.6	+1:11.9	54	50:53.1	+4:07.7	39		
Penalty Time	2:05.8			1:05.9			1:06.1			5.8						4:23.6				



TUE 10 FEB 2026

Start Time 13:30

End Time 15:17

Competition Analysis

Analisi della gara / Wettkampfanalyse / Analyses de l'épreuve

Rank	Bib	Name	NOC Code		T		Loop 1		Loop 2		Loop 3		Loop 4		Loop 5		Result	Behind	Rank		
								Time	Rank	Time	Rank	Time	Rank	Time	Rank	Time	Rank				
50	86	CIGAK Nikita	LTU		1												58:22.4	+6:50.9	50		
Cumulative Time		10:54.4	+1:11.6	33	23:17.5	+3:16.8	49	35:08.2	+4:21.1	48	46:56.8	+5:34.3	42	11:25.6	+1:33.9	75	58:22.4	+6:50.9	50		
Loop Time		10:54.4	+1:11.6	33	12:23.1	+2:16.5	60	11:50.7	+1:30.9	44	11:48.6	+1:23.3	37								
Ski Time		10:54.4	+1:11.6	81	22:17.5	+2:40.2	80	34:08.2	+4:11.1	81	45:56.8	+5:41.9	82				57:22.4	+7:01.5	79		
Shooting		0	31.7	+8.2	58	1	24.7	+7.3	=30	0	33.3	+8.4	=59	0	24.6	+6.6	32	1	1:54.5	+30.5	41
Range Time		50.9	+6.6	=41	45.1	+7.3	23	53.6	+7.3	=48	44.9	+6.4	=21				3:14.5	+26.7	28		
Course Time		9:57.4	+1:08.9	83	10:31.6	+1:27.1	83	10:50.4	+1:34.0	81	10:57.4	+1:32.9	78	11:25.6	+1:33.9	75	53:42.4	+6:57.0	81		
Penalty Time		6.1			1:06.4			6.7			6.3						1:25.5				
51	20	SEPPALA Tero	FIN		6												58:22.5	+6:51.0	51		
Cumulative Time		12:18.4	+2:35.6	78	23:47.2	+3:46.5	60	36:27.1	+5:40.0	70	48:04.5	+6:42.0	58	10:18.0	+26.3	10	58:22.5	+6:51.0	51		
Loop Time		12:18.4	+2:35.6	78	11:28.8	+1:22.2	38	12:39.9	+2:20.1	71	11:37.4	+1:12.1	30								
Ski Time		10:18.4	+35.6	22	20:47.2	+1:09.9	18	31:27.1	+1:30.0	17	42:04.5	+1:49.6	16				52:22.5	+2:01.6	13		
Shooting		2	32.2	+8.7	63	1	30.2	+12.8	76	2	39.4	+14.5	82	1	25.7	+7.7	=39	6	2:07.7	+43.7	69
Range Time		51.9	+7.6	=56	50.5	+12.7	67	1:00.2	+13.9	=78	46.7	+8.2	=35				3:29.3	+41.5	63		
Course Time		9:20.2	+31.7	=18	9:32.3	+27.8	15	9:33.3	+16.9	8	9:44.7	+20.2	11	10:18.0	+26.3	10	48:28.5	+1:43.1	13		
Penalty Time		2:06.3			1:06.0			2:06.4			1:06.0						6:24.7				
52	9	LANGER Thierry	BEL		3												58:35.8	+7:04.3	52		
Cumulative Time		10:33.7	+50.9	21	22:47.9	+2:47.2	39	36:05.9	+5:18.8	67	47:40.1	+6:17.6	52	10:55.7	+1:04.0	46	58:35.8	+7:04.3	52		
Loop Time		10:33.7	+50.9	21	12:14.2	+2:07.6	58	13:18.0	+2:58.2	80	11:34.2	+1:08.9	28								
Ski Time		10:33.7	+50.9	52	21:47.9	+2:10.6	63	33:05.9	+3:08.8	59	44:40.1	+4:25.2	59				55:35.8	+5:14.9	56		
Shooting		0	26.7	+3.2	=14	1	44.0	+26.6	89	2	39.8	+14.9	=84	0	40.4	+22.4	89	3	2:31.0	+1:07.0	89
Range Time		48.4	+4.1	=21	1:05.0	+27.2	89	59.5	+13.2	76	1:03.4	+24.9	89				3:56.3	+1:08.5	89		
Course Time		9:39.2	+50.7	59	10:03.5	+59.0	50	10:12.4	+56.0	44	10:24.6	+1:00.1	41	10:55.7	+1:04.0	46	51:15.4	+4:30.0	45		
Penalty Time		6.1			1:05.7			2:06.1			6.2						3:24.1				
53	41	KIREYEV Vladislav	KAZ		3												58:49.4	+7:17.9	53		
Cumulative Time		11:22.2	+1:39.4	45	24:32.0	+4:31.3	72	35:59.2	+5:12.1	=63	47:30.8	+6:08.3	49	11:18.6	+1:26.9	68	58:49.4	+7:17.9	53		
Loop Time		11:22.2	+1:39.4	45	13:09.8	+3:03.2	80	11:27.2	+1:07.4	30	11:31.6	+1:06.3	24								
Ski Time		10:22.2	+39.4	28	21:32.0	+1:54.7	51	32:59.2	+3:02.1	55	44:30.8	+4:15.9	55				55:49.4	+5:28.5	59		
Shooting		1	31.3	+7.8	55	2	31.1	+13.7	81	0	39.6	+14.7	83	0	32.1	+14.1	=79	3	2:14.3	+50.3	81
Range Time		51.8	+7.5	=53	53.1	+15.3	=79	1:00.8	+14.5	82	53.4	+14.9	=77				3:39.1	+51.3	77		
Course Time		9:24.1	+35.6	24	10:10.6	+1:06.1	59	10:20.0	+1:03.6	56	10:32.0	+1:07.5	55	11:18.6	+1:26.9	68	51:45.3	+4:59.9	56		
Penalty Time		1:06.3			2:06.1			6.4			6.2						3:25.0				
54	23	COLTEA George	ROU		3												58:50.7	+7:19.2	54		
Cumulative Time		11:53.4	+2:10.6	69	23:59.7	+3:59.0	63	35:12.9	+4:25.8	50	47:36.9	+6:14.4	51	11:13.8	+1:22.1	61	58:50.7	+7:19.2	54		
Loop Time		11:53.4	+2:10.6	69	12:06.3	+1:59.7	50	11:13.2	+53.4	22	12:24.0	+1:58.7	51								
Ski Time		10:53.4	+1:10.6	=79	21:59.7	+2:22.4	74	33:12.9	+3:15.8	62	44:36.9	+4:22.0	58				55:50.7	+5:29.8	60		
Shooting		1	30.2	+6.7	47	1	23.5	+6.1	=21	0	30.9	+6.0	38	1	24.2	+6.2	=27	3	1:48.8	+24.8	26
Range Time		51.5	+7.2	49	45.8	+8.0	30	54.9	+8.6	57	45.6	+7.1	28				3:17.8	+30.0	41		
Course Time		9:56.0	+1:07.5	81	10:14.4	+1:09.9	65	10:12.1	+55.7	43	10:32.4	+1:07.9	57	11:13.8	+1:22.1	61	52:08.7	+5:23.3	62		
Penalty Time		1:05.9			1:06.1			6.2			1:06.0						3:24.2				
55	60	JACQUELIN Emilien	FRA		6												58:59.4	+7:27.9	55		
Cumulative Time		11:58.4	+2:15.6	72	23:15.9	+3:15.2	47	34:00.7	+3:13.6	28	47:55.4	+6:32.9	56	11:04.0	+1:12.3	56	58:59.4	+7:27.9	55		
Loop Time		11:58.4	+2:15.6	72	11:17.5	+1:10.9	34	10:44.8	+25.0	11	13:54.7	+3:29.4	80								
Ski Time		9:58.4	+15.6	8	20:15.9	+38.6	8	31:00.7	+1:03.6	10	41:55.4	+1:40.5	13				52:59.4	+2:38.5	20		
Shooting		2	29.2	+5.7	=35	1	23.8	+6.4	25	0	31.8	+6.9	=45	3	24.4	+6.4	=30	6	1:49.4	+25.4	29
Range Time		49.4	+5.1	28	44.4	+6.6	=17	53.6	+7.3	=48	45.2	+6.7	=23				3:12.6	+24.8	24		
Course Time		9:02.6	+14.1	7	9:27.5	+23.0	10	9:44.4	+28.0	19	10:03.2	+38.7	23	11:04.0	+1:12.3	56	49:21.7	+2:36.3	20		
Penalty Time		2:06.4			1:05.6			6.8			3:06.3						6:25.1				
56	4	FOMIN Maksim	LTU		3												59:00.0	+7:28.5	56		
Cumulative Time		10:41.1	+58.3	27	22:51.1	+2:50.4	41	35:14.0	+4:26.9	=51	47:43.0	+6:20.5	53	11:17.0	+1:25.3	=65	59:00.0	+7:28.5	56		
Loop Time		10:41.1	+58.3	27	12:10.0	+2:03.4	53	12:22.9	+2:03.1	62	12:29.0	+2:03.7	56								
Ski Time		10:41.1	+58.3	66	21:51.1	+2:13.8	68	33:14.0	+3:16.9	63	44:43.0	+4:28.1	61				56:00.0	+5:39.1	=62		
Shooting		0	30.1	+6.6	=45	1	26.1	+8.7	43	1	31.7	+6.8	=43	1	28.7	+10.7	64	3	1:56.8	+32.8	49
Range Time		48.0	+3.7	=18	47.8	+10.0	46	52.0	+5.7	=34	49.4	+10.9	=53				3:17.2	+29.4	=36		
Course Time		9:47.6	+59.1	74	10:16.4	+1:11.9	69	10:25.0	+1:08.6	61	10:33.3	+1:08.8	59	11:17.0	+1:25.3	=65	52:19.3	+5:33.9	67		
Penalty Time		5.5			1:05.8			1:05.9			1:06.3						3:23.5				



Competition Analysis

Analisi della gara / Wettkampfanalyse / Analyses de l'épreuve

Rank	Bib	Name	NOC Code		T		Loop 1		Loop 2		Loop 3		Loop 4		Loop 5		Result	Behind	Rank		
							Time	Rank	Time	Rank	Time	Rank	Time	Rank	Time	Rank					
57	2	YAN Xingyuan	CHN		3												59:01.5	+7:30.0	57		
Cumulative Time			10:43.6	+1:00.8	29	21:57.4	+1:56.7	22	35:28.7	+4:41.6	55	48:02.3	+6:39.8	57			59:01.5	+7:30.0	57		
Loop Time			10:43.6	+1:00.8	29	11:13.8	+1:07.2	31	13:31.3	+3:11.5	82	12:33.6	+2:08.3	61	10:59.2	+1:07.5	49				
Ski Time			10:43.6	+1:00.8	70	21:57.4	+2:20.1	71	33:28.7	+3:31.6	67	45:02.3	+4:47.4	67			56:01.5	+5:40.6	65		
Shooting	0	35.4	+11.9	83	0	31.9	+14.5	82	2	46.4	+21.5	89	1	36.2	+18.2	=87	3	2:30.0	+1:06.0	88	
Range Time			54.0	+9.7	=64	52.8	+15.0	77			1:07.1	+20.8	89			55.1	+16.6	83	3:49.0	+1:01.2	87
Course Time			9:43.7	+55.2	62	10:15.2	+1:10.7	67			10:17.7	+1:01.3	=52			10:33.1	+1:08.6	58	10:59.2	+1:07.5	49
Penalty Time			5.9			5.8					2:06.5					1:05.4					3:23.6
58	70	SIIMER Kristo	EST		3												59:09.6	+7:38.1	58		
Cumulative Time			11:48.6	+2:05.8	65	24:01.6	+4:00.9	64	36:36.6	+5:49.5	71	48:18.0	+6:55.5	60			59:09.6	+7:38.1	58		
Loop Time			11:48.6	+2:05.8	65	12:13.0	+2:06.4	57	12:35.0	+2:15.2	68	11:41.4	+1:16.1	32	10:51.6	+59.9	40				
Ski Time			10:48.6	+1:05.8	74	22:01.6	+2:24.3	75	33:36.6	+3:39.5	70	45:18.0	+5:03.1	72			56:09.6	+5:48.7	66		
Shooting	1	35.5	+12.0	84	1	28.9	+11.5	=68	1	36.9	+12.0	72	0	29.9	+11.9	69	3	2:11.4	+47.4	76	
Range Time			56.3	+12.0	81	50.6	+12.8	=68			58.0	+11.7	68			53.2	+14.7	75	3:38.1	+50.3	=74
Course Time			9:47.1	+58.6	73	10:17.0	+1:12.5	=71			10:31.4	+1:15.0	67			10:41.7	+1:17.2	68	10:51.6	+59.9	40
Penalty Time			1:05.2			1:05.4					1:05.6					6.5					3:22.7
59	8	HARTWEG Niklas	SUI		6												59:11.5	+7:40.0	59		
Cumulative Time			11:14.2	+1:31.4	39	21:52.3	+1:51.6	=20	33:39.3	+2:52.2	23	48:31.4	+7:08.9	61			59:11.5	+7:40.0	59		
Loop Time			11:14.2	+1:31.4	39	10:38.1	+31.5	14	11:47.0	+1:27.2	42	14:52.1	+4:26.8	87	10:40.1	+48.4	26				
Ski Time			10:14.2	+31.4	17	20:52.3	+1:15.0	=22	31:39.3	+1:42.2	21	42:31.4	+2:16.5	19			53:11.5	+2:50.6	23		
Shooting	1	26.5	+3.0	11	0	24.3	+6.9	28	1	27.8	+2.9	7	4	33.5	+15.5	82	6	1:52.2	+28.2	=34	
Range Time			47.0	+2.7	=10	45.2	+7.4	24			49.5	+3.2	=9			52.4	+13.9	71	3:14.1	+26.3	26
Course Time			9:21.5	+33.0	20	9:47.1	+42.6	27			9:51.1	+34.7	24			9:54.0	+29.5	19	10:40.1	+48.4	26
Penalty Time			1:05.7			5.8					1:06.4					4:05.7					6:23.6
60	37	STALDER Sebastian	SUI		3												59:18.3	+7:46.8	60		
Cumulative Time			10:23.4	+40.6	11	21:22.6	+1:21.9	12	33:53.4	+3:06.3	27	47:46.4	+6:23.9	55			59:18.3	+7:46.8	60		
Loop Time			10:23.4	+40.6	11	10:59.2	+52.6	25	12:30.8	+2:11.0	65	13:53.0	+3:27.7	79	11:31.9	+1:40.2	77				
Ski Time			10:23.4	+40.6	30	21:22.6	+1:45.3	41	32:53.4	+2:56.3	52	44:46.4	+4:31.5	63			56:18.3	+5:57.4	68		
Shooting	0	26.2	+2.7	9	0	21.8	+4.4	8	1	35.7	+10.8	68	2	26.9	+8.9	48	3	1:50.7	+26.7	33	
Range Time			46.2	+1.9	4	43.4	+5.6	11			58.6	+12.3	=71			48.7	+10.2	47	3:16.9	+29.1	35
Course Time			9:30.9	+42.4	37	10:09.6	+1:05.1	58			10:25.1	+1:08.7	62			10:57.7	+1:33.2	79	11:31.9	+1:40.2	77
Penalty Time			6.3			6.2					1:07.1					2:06.6					3:26.2
61	59	GUNKA Jan	POL		4												59:25.2	+7:53.7	61		
Cumulative Time			11:31.3	+1:48.5	54	22:25.1	+2:24.4	32	35:39.1	+4:52.0	59	48:05.1	+6:42.6	59			59:25.2	+7:53.7	61		
Loop Time			11:31.3	+1:48.5	54	10:53.8	+47.2	=21	13:14.0	+2:54.2	=78	12:26.0	+2:00.7	55	11:20.1	+1:28.4	70				
Ski Time			10:31.3	+48.5	45	21:25.1	+1:47.8	45	32:39.1	+2:42.0	46	44:05.1	+3:50.2	47			55:25.2	+5:04.3	54		
Shooting	1	28.9	+5.4	=31	0	21.5	+4.1	6	2	30.2	+5.3	=29	1	20.8	+2.8	7	4	1:41.5	+17.5	10	
Range Time			49.8	+5.5	31	41.6	+3.8	4			51.7	+5.4	31			44.9	+6.4	=21	3:08.0	+20.2	11
Course Time			9:35.3	+46.8	47	10:06.3	+1:01.8	53			10:15.9	+59.5	48			10:34.8	+1:10.3	60	11:20.1	+1:28.4	70
Penalty Time			1:06.2			5.9					2:06.4					1:06.3					4:24.8
62	12	SLETTEMARK Sondre	DEN		3												59:44.5	+8:13.0	62		
Cumulative Time			11:10.7	+1:27.9	36	24:35.3	+4:34.6	75	36:09.6	+5:22.5	68	48:43.1	+7:20.6	62			59:44.5	+8:13.0	62		
Loop Time			11:10.7	+1:27.9	36	13:24.6	+3:18.0	83	11:34.3	+1:14.5	34	12:33.5	+2:08.2	60	11:01.4	+1:09.7	50				
Ski Time			11:10.7	+1:27.9	87	22:35.3	+2:58.0	85	34:09.6	+4:12.5	82	45:43.1	+5:28.2	77			56:44.5	+6:23.6	73		
Shooting	0	32.0	+8.5	=60	2	28.3	+10.9	=58	0	33.0	+8.1	=56	1	28.1	+10.1	57	3	2:01.5	+37.5	62	
Range Time			51.1	+6.8	=43	49.8	+12.0	64			53.3	+7.0	=45			48.4	+9.9	45	3:22.6	+34.8	49
Course Time			10:13.8	+1:25.3	88	10:28.6	+1:24.1	81			10:34.6	+1:18.2	70			10:38.6	+1:14.1	65	11:01.4	+1:09.7	50
Penalty Time			5.8			2:06.2					6.4					1:06.5					3:24.9
63	76	FINELLO Jeremy	SUI		7												59:44.9	+8:13.4	63		
Cumulative Time			11:14.8	+1:32.0	40	23:45.5	+3:44.8	59	35:27.9	+4:40.8	54	49:10.2	+7:47.7	67			59:44.9	+8:13.4	63		
Loop Time			11:14.8	+1:32.0	40	12:30.7	+2:24.1	63	11:42.4	+1:22.6	=38	13:42.3	+3:17.0	76	10:34.7	+43.0	22				
Ski Time			10:14.8	+32.0	19	20:45.5	+1:08.2	17	31:27.9	+1:30.8	18	42:10.2	+1:55.3	17			52:44.9	+2:24.0	16		
Shooting	1	27.2	+3.7	18	2	27.9	+10.5	=54	1	33.3	+8.4	=59	3	29.2	+11.2	66	7	1:57.8	+33.8	51	
Range Time			49.6	+5.3	29	48.2	+10.4	50			55.5	+9.2	=60			50.5	+12.0	=62	3:23.8	+36.0	52
Course Time			9:19.1	+30.6	17	9:36.7	+32.2	17			9:41.6	+25.2	18			9:46.0	+21.5	13	10:34.7	+43.0	22
Penalty Time			1:06.1			2:05.8					1:05.3					3:05.8					7:23.0



Competition Analysis

Analisi della gara / Wettkampfanalyse / Analyses de l'épreuve

Rank	Bib	Name	NOC Code		T											
		Loop 1		Loop 2		Loop 3		Loop 4		Loop 5		Result	Behind	Rank		
		Time	Rank	Time	Rank	Time	Rank	Time	Rank	Time	Rank					
64	51	RUNNALLS Adam	CAN										5 1:00:04.5	+8:33.0	64	
Cumulative Time	11:26.1	+1:43.3	47	24:29.9	+4:29.2	70	36:48.5	+6:01.4	72	49:09.4	+7:46.9	66	1:00:04.5	+8:33.0	64	
Loop Time	11:26.1	+1:43.3	47	13:03.8	+2:57.2	79	12:18.6	+1:58.8	60	12:20.9	+1:55.6	50	10:55.1	+1:03.4	45	
Ski Time	10:26.1	+43.3	33	21:29.9	+1:52.6	48	32:48.5	+2:51.4	49	44:09.4	+3:54.5	49	55:04.5	+4:43.6	49	
Shooting	1	25.3	+1.8	3	2	23.5	+6.1	=21	1	26.4	+1.5	2	1	22.3	+4.3	=10
Range Time	47.0	+2.7	=10	46.0	+8.2	33	49.0	+2.7	=7	43.9	+5.4	14	3:05.9	+18.1	9	
Course Time	9:33.0	+44.5	42	10:11.2	+1:06.7	61	10:22.8	+1:06.4	58	10:30.4	+1:05.9	50	10:55.1	+1:03.4	45	
Penalty Time	1:06.1			2:06.6			1:06.8			1:06.6			5:26.1			
65	67	LESIUK Taras	UKR										4 1:00:31.5	+9:00.0	65	
Cumulative Time	11:33.2	+1:50.4	56	24:31.4	+4:30.7	71	36:05.2	+5:18.1	66	48:52.3	+7:29.8	63	1:00:31.5	+9:00.0	65	
Loop Time	11:33.2	+1:50.4	56	12:58.2	+2:51.6	76	11:33.8	+1:14.0	32	12:47.1	+2:21.8	66	11:39.2	+1:47.5	80	
Ski Time	10:33.2	+50.4	50	21:31.4	+1:54.1	50	33:05.2	+3:08.1	58	44:52.3	+4:37.4	65	56:31.5	+6:10.6	71	
Shooting	1	29.6	+6.1	42	2	25.6	+8.2	=36	0	30.8	+5.9	=34	1	26.2	+8.2	45
Range Time	51.7	+7.4	=50	47.6	+9.8	45	51.2	+4.9	=23	49.6	+11.1	55	3:20.1	+32.3	44	
Course Time	9:35.4	+46.9	48	10:04.5	+1:00.0	51	10:36.2	+1:19.8	71	10:50.8	+1:26.3	75	11:39.2	+1:47.5	80	
Penalty Time	1:06.1			2:06.1			6.4			1:06.7			4:25.3			
66	73	CONNELLY Zachary	CAN										6 1:00:39.1	+9:07.6	66	
Cumulative Time	11:26.4	+1:43.6	48	25:16.5	+5:15.8	79	37:29.8	+6:42.7	74	49:47.6	+8:25.1	70	1:00:39.1	+9:07.6	66	
Loop Time	11:26.4	+1:43.6	48	13:50.1	+3:43.5	86	12:13.3	+1:53.5	55	12:17.8	+1:52.5	48	10:51.5	+59.8	39	
Ski Time	10:26.4	+43.6	34	21:16.5	+1:39.2	35	32:29.8	+2:32.7	39	43:47.6	+3:32.7	39	54:39.1	+4:18.2	39	
Shooting	1	34.1	+10.6	72	3	25.6	+8.2	=36	1	35.8	+10.9	69	1	23.6	+5.6	22
Range Time	54.8	+10.5	69	47.5	+9.7	=43	56.5	+10.2	64	46.2	+7.7	33	3:25.0	+37.2	55	
Course Time	9:25.2	+36.7	29	9:56.2	+51.7	40	10:10.0	+53.6	42	10:25.0	+1:00.5	42	10:51.5	+59.8	39	
Penalty Time	1:06.4			3:06.4			1:06.8			1:06.6			6:26.2			
67	49	GERMAIN Maxime	USA										3 1:00:44.9	+9:13.4	67	
Cumulative Time	10:28.0	+45.2	13	23:49.2	+3:48.5	61	35:52.6	+5:05.5	61	48:55.4	+7:32.9	65	1:00:44.9	+9:13.4	67	
Loop Time	10:28.0	+45.2	13	13:21.2	+3:14.6	82	12:03.4	+1:43.6	49	13:02.8	+2:37.5	71	11:49.5	+1:57.8	84	
Ski Time	10:28.0	+45.2	=35	21:49.2	+2:11.9	65	33:52.6	+3:55.5	79	45:55.4	+5:40.5	81	57:44.9	+7:24.0	82	
Shooting	0	27.3	+3.8	19	2	27.9	+10.5	=54	0	28.3	+3.4	=8	1	23.4	+5.4	21
Range Time	47.8	+3.5	16	49.5	+11.7	62	51.1	+4.8	=20	46.0	+7.5	30	3:14.4	+26.6	27	
Course Time	9:33.8	+45.3	44	10:25.3	+1:20.8	78	11:05.5	+1:49.1	85	11:10.1	+1:45.6	84	11:49.5	+1:57.8	84	
Penalty Time	6.4			2:06.4			6.8			1:06.7			3:26.3			
68	66	KARLIK Mikulas	CZE										5 1:00:48.6	+9:17.1	68	
Cumulative Time	10:32.0	+49.2	17	22:42.9	+2:42.2	38	35:11.1	+4:24.0	49	49:45.8	+8:23.3	69	1:00:48.6	+9:17.1	68	
Loop Time	10:32.0	+49.2	17	12:10.9	+2:04.3	54	12:28.2	+2:08.4	63	14:34.7	+4:09.4	86	11:02.8	+1:11.1	52	
Ski Time	10:32.0	+49.2	47	21:42.9	+2:05.6	59	33:11.1	+3:14.0	60	44:45.8	+4:30.9	62	55:48.6	+5:27.7	58	
Shooting	0	34.0	+10.5	=70	1	40.5	+23.1	88	1	34.8	+9.9	64	3	27.5	+9.5	=52
Range Time	55.0	+10.7	70	1:02.1	+24.3	87	56.4	+10.1	63	50.2	+11.7	59	3:43.7	+55.9	80	
Course Time	9:31.0	+42.5	38	10:02.7	+58.2	49	10:24.9	+1:08.5	=59	10:37.3	+1:12.8	64	11:02.8	+1:11.1	52	
Penalty Time	6.0			1:06.1			1:06.9			3:07.2			5:26.2			
69	80	SINAPOV Anton	BUL										4 1:00:50.1	+9:18.6	69	
Cumulative Time	11:51.0	+2:08.2	67	23:57.5	+3:56.8	62	35:42.4	+4:55.3	60	49:29.8	+8:07.3	68	1:00:50.1	+9:18.6	69	
Loop Time	11:51.0	+2:08.2	67	12:06.5	+1:59.9	51	11:44.9	+1:25.1	40	13:47.4	+3:22.1	77	11:20.3	+1:28.6	71	
Ski Time	10:51.0	+1:08.2	77	21:57.5	+2:20.2	72	33:42.4	+3:45.3	73	45:29.8	+5:14.9	73	56:50.1	+6:29.2	75	
Shooting	1	34.9	+11.4	80	1	29.4	+12.0	72	0	32.0	+7.1	48	2	36.2	+18.2	=87
Range Time	56.4	+12.1	=82	52.0	+14.2	73	54.4	+8.1	51	58.7	+20.2	86	3:41.5	+53.7	79	
Course Time	9:48.5	+1:00.0	77	10:08.2	+1:03.7	55	10:44.3	+1:27.9	78	10:42.2	+1:17.7	69	11:20.3	+1:28.6	71	
Penalty Time	1:06.1			1:06.3			6.2			2:06.5			4:25.1			
70	64	SHAMAEV Dmitrii	ROU										2 1:00:59.2	+9:27.7	70	
Cumulative Time	11:50.7	+2:07.9	66	23:24.1	+3:23.4	50	35:34.9	+4:47.8	57	48:53.8	+7:31.3	64	1:00:59.2	+9:27.7	70	
Loop Time	11:50.7	+2:07.9	66	11:33.4	+1:26.8	40	12:10.8	+1:51.0	53	13:18.9	+2:53.6	73	12:05.4	+2:13.7	87	
Ski Time	10:50.7	+1:07.9	76	22:24.1	+2:46.8	81	34:34.9	+4:37.8	84	46:53.8	+6:38.9	85	58:59.2	+8:38.3	86	
Shooting	1	30.4	+6.9	49	0	26.4	+9.0	=46	0	33.1	+8.2	58	1	25.3	+7.3	36
Range Time	50.9	+6.6	=41	50.6	+12.8	=68	54.5	+8.2	=52	50.0	+11.5	=56	3:26.0	+38.2	56	
Course Time	9:53.8	+1:05.3	79	10:36.4	+1:31.9	85	11:09.7	+1:53.3	86	11:22.3	+1:57.8	87	12:05.4	+2:13.7	87	
Penalty Time	1:06.0			6.4			6.6			1:06.6			2:25.6			



Competition Analysis

Analisi della gara / Wettkampfanalyse / Analyses de l'épreuve

Rank	Bib	Name	NOC Code		T											
		Loop 1		Loop 2		Loop 3		Loop 4		Loop 5		Result	Behind	Rank		
		Time	Rank	Time	Rank	Time	Rank	Time	Rank	Time	Rank					
71	53	VIDMAR Anton	SLO										7 1:01:06.9	+9:35.4	71	
Cumulative Time	12:29.1	+2:46.3	81	25:08.7	+5:08.0	78	35:59.2	+5:12.1	=63	50:03.9	+8:41.4	73	11:03.0	+1:11.3	53	
Loop Time	12:29.1	+2:46.3	81	12:39.6	+2:33.0	67	10:50.5	+30.7	13	14:04.7	+3:39.4	81				
Ski Time	10:29.1	+46.3	37	21:08.7	+1:31.4	29	31:59.2	+2:02.1	26	43:03.9	+2:49.0	25	54:06.9	+3:46.0	29	
Shooting	2	33.7	+10.2	=67	2	23.4	+6.0	20	0	28.9	+4.0	=14	3	24.2	+6.2	=27
Range Time		55.2	+10.9	=71		46.1	+8.3	34		51.0	+4.7	=18		48.3	+9.8	44
Course Time	9:28.3	+39.8	33	9:48.0	+43.5	28	9:52.7	+36.3	25	10:10.4	+45.9	=28	11:03.0	+1:11.3	53	
Penalty Time		2:05.6		2:05.5			6.8			3:06.0				7:23.9		
72	3	LEGOVIC Matija	CRO										6 1:01:11.4	+9:39.9	72	
Cumulative Time	11:31.2	+1:48.4	53	23:44.0	+3:43.3	57	35:58.8	+5:11.7	62	50:27.7	+9:05.2	77	10:43.7	+52.0	31	
Loop Time	11:31.2	+1:48.4	53	12:12.8	+2:06.2	56	12:14.8	+1:55.0	58	14:28.9	+4:03.6	85				
Ski Time	10:31.2	+48.4	44	21:44.0	+2:06.7	60	32:58.8	+3:01.7	54	44:27.7	+4:12.8	54	55:11.4	+4:50.5	51	
Shooting	1	28.2	+4.7	=25	1	30.3	+12.9	77	1	30.8	+5.9	=34	3	35.5	+17.5	86
Range Time		50.3	+6.0	=36		53.5	+15.7	82		53.0	+6.7	42		58.9	+20.4	87
Course Time	9:34.4	+45.9	45	10:13.2	+1:08.7	63	10:14.9	+58.5	47	10:24.0	+59.5	40	10:43.7	+52.0	31	
Penalty Time		1:06.5		1:06.1			1:06.9			3:06.0				6:25.5		
73	75	MUELLAUER Fabian	AUT										7 1:01:17.4	+9:45.9	73	
Cumulative Time	11:25.1	+1:42.3	46	24:14.3	+4:13.6	67	38:15.1	+7:28.0	78	50:24.6	+9:02.1	76	10:52.8	+1:01.1	41	
Loop Time	11:25.1	+1:42.3	46	12:49.2	+2:42.6	71	14:00.8	+3:41.0	86	12:09.5	+1:44.2	41				
Ski Time	10:25.1	+42.3	32	21:14.3	+1:37.0	33	32:15.1	+2:18.0	32	43:24.6	+3:09.7	32	54:17.4	+3:56.5	33	
Shooting	1	34.2	+10.7	=73	2	31.0	+13.6	80	3	35.5	+10.6	67	1	27.2	+9.2	=49
Range Time		54.2	+9.9	67		51.8	+14.0	72		57.4	+11.1	67		49.0	+10.5	48
Course Time	9:25.0	+36.5	=27	9:51.5	+47.0	33	9:57.1	+40.7	29	10:14.3	+49.8	31	10:52.8	+1:01.1	41	
Penalty Time		1:05.9		2:05.9			3:06.3			1:06.2				7:24.3		
74	29	DYUSSENOV Asset	KAZ										5 1:01:20.2	+9:48.7	74	
Cumulative Time	12:47.6	+3:04.8	84	25:44.5	+5:43.8	83	38:17.6	+7:30.5	80	50:03.0	+8:40.5	72	11:17.2	+1:25.5	67	
Loop Time	12:47.6	+3:04.8	84	12:56.9	+2:50.3	75	12:33.1	+2:13.3	66	11:45.4	+1:20.1	34				
Ski Time	10:47.6	+1:04.8	73	21:44.5	+2:07.2	61	33:17.6	+3:20.5	65	45:03.0	+4:48.1	68	56:20.2	+5:59.3	69	
Shooting	2	34.8	+11.3	=78	2	33.3	+15.9	84	1	35.4	+10.5	66	0	27.5	+9.5	=52
Range Time		56.2	+11.9	80		55.6	+17.8	84		58.6	+12.3	=71		50.0	+11.5	=56
Course Time	9:45.5	+57.0	=67	9:55.1	+50.6	38	10:28.1	+1:11.7	64	10:49.5	+1:25.0	72	11:17.2	+1:25.5	67	
Penalty Time		2:05.9		2:06.2			1:06.4			5.9				5:24.4		
75	33	ILIEV Vladimir	BUL										9 1:01:22.8	+9:51.3	75	
Cumulative Time	13:09.1	+3:26.3	86	25:35.6	+5:34.9	80	39:12.2	+8:25.1	84	50:58.0	+9:35.5	79	10:24.8	+33.1	14	
Loop Time	13:09.1	+3:26.3	86	12:26.5	+2:19.9	62	13:36.6	+3:16.8	84	11:45.8	+1:20.5	35				
Ski Time	10:09.1	+26.3	12	20:35.6	+58.3	14	31:12.2	+1:15.1	13	41:58.0	+1:43.1	15	52:22.8	+2:01.9	14	
Shooting	3	33.5	+10.0	66	2	28.6	+11.2	67	3	29.9	+5.0	=25	1	28.0	+10.0	=55
Range Time		53.0	+8.7	61		49.6	+11.8	63		53.1	+6.8	43		50.4	+11.9	=60
Course Time	9:10.5	+22.0	12	9:31.1	+26.6	14	9:37.7	+21.3	15	9:49.4	+24.9	16	10:24.8	+33.1	14	
Penalty Time		3:05.6		2:05.8			3:05.8			1:06.0				9:23.2		
76	47	CRNKOVIC Kresimir	CRO										4 1:01:32.3	+10:00.8	76	
Cumulative Time	10:30.7	+47.9	16	22:56.9	+2:56.2	43	35:38.3	+4:51.2	58	49:50.7	+8:28.2	71	11:41.6	+1:49.9	82	
Loop Time	10:30.7	+47.9	16	12:26.2	+2:19.6	61	12:41.4	+2:21.6	73	14:12.4	+3:47.1	83				
Ski Time	10:30.7	+47.9	=42	21:56.9	+2:19.6	70	33:38.3	+3:41.2	71	45:50.7	+5:35.8	79	57:32.3	+7:11.4	81	
Shooting	0	29.5	+6.0	41	1	32.3	+14.9	83	1	38.5	+13.6	=80	2	31.5	+13.5	=75
Range Time		51.4	+7.1	48		56.2	+18.4	85		1:02.4	+16.1	84		57.7	+19.2	85
Course Time	9:33.5	+45.0	43	10:24.1	+1:19.6	76	10:32.4	+1:16.0	68	11:08.4	+1:43.9	83	11:41.6	+1:49.9	82	
Penalty Time		5.8		1:05.9			1:06.6			2:06.3				4:24.6		
77	88	PLETZ Logan	CAN										5 1:01:42.9	+10:11.4	77	
Cumulative Time	12:46.0	+3:03.2	83	25:04.3	+5:03.6	77	37:46.2	+6:59.1	76	50:16.8	+8:54.3	75	11:26.1	+1:34.4	76	
Loop Time	12:46.0	+3:03.2	83	12:18.3	+2:11.7	59	12:41.9	+2:22.1	74	12:30.6	+2:05.3	59				
Ski Time	10:46.0	+1:03.2	72	22:04.3	+2:27.0	77	33:46.2	+3:49.1	75	45:16.8	+5:01.9	71	56:42.9	+6:22.0	72	
Shooting	2	30.7	+7.2	=51	1	24.2	+6.8	27	1	30.8	+5.9	=34	1	22.7	+4.7	=13
Range Time		51.9	+7.6	=56		45.5	+7.7	=27		52.7	+6.4	=38		43.2	+4.7	9
Course Time	9:48.1	+59.6	76	10:26.5	+1:22.0	80	10:43.0	+1:26.6	77	10:41.5	+1:17.0	67	11:26.1	+1:34.4	76	
Penalty Time		2:06.0		1:06.3			1:06.2			1:05.9				5:24.4		



Competition Analysis

Analisi della gara / Wettkampfanalyse / Analyses de l'épreuve

Rank	Bib	Name	NOC Code		T						Result	Behind	Rank			
		Loop 1		Loop 2		Loop 3		Loop 4		Loop 5						
		Time	Rank	Time	Rank	Time	Rank	Time	Rank	Time	Rank					
78	19	VASILEV Konstantin	BUL								9 1:01:55.1	+10:23.6	78			
Cumulative Time	13:37.0	+3:54.2	88	26:20.0	+6:19.3	87	39:53.5	+9:06.4	86	51:36.1	+10:13.6	80	1:01:55.1	+10:23.6	78	
Loop Time	13:37.0	+3:54.2	88	12:43.0	+2:36.4	70	13:33.5	+3:13.7	83	11:42.6	+1:17.3	33	10:19.0	+27.3	11	
Ski Time	10:37.0	+54.2	56	21:20.0	+1:42.7	37	31:53.5	+1:56.4	24	42:36.1	+2:21.2	23	52:55.1	+2:34.2	19	
Shooting	3	36.2	+12.7	86	2	28.5	+11.1	=65	3	30.8	+5.9	=34	1	22.3	+4.3	=10
Range Time	58.2	+13.9	86	50.2	+12.4	66	52.9	+6.6	=40	44.8	+6.3	=19	3:26.1	+38.3	=57	
Course Time	9:32.3	+43.8	40	9:46.6	+42.1	25	9:33.5	+17.1	9	9:51.3	+26.8	17	10:19.0	+27.3	11	
Penalty Time	3:06.5			2:06.2			3:07.1			1:06.5			9:26.3			
79	21	JEFFERIES Jacques	GBR								4 1:02:11.0	+10:39.5	79			
Cumulative Time	11:59.7	+2:16.9	74	24:33.7	+4:33.0	74	37:14.0	+6:26.9	73	50:09.7	+8:47.2	74	1:02:11.0	+10:39.5	79	
Loop Time	11:59.7	+2:16.9	74	12:34.0	+2:27.4	65	12:40.3	+2:20.5	72	12:55.7	+2:30.4	67	12:01.3	+2:09.6	86	
Ski Time	10:59.7	+1:16.9	84	22:33.7	+2:56.4	84	34:14.0	+4:16.9	83	46:09.7	+5:54.8	83	58:11.0	+7:50.1	83	
Shooting	1	32.4	+8.9	65	1	27.5	+10.1	53	1	32.5	+7.6	52	4	1:59.8	+35.8	57
Range Time	54.0	+9.7	=64	49.2	+11.4	=57	55.5	+9.2	=60	49.4	+10.9	=53	3:28.1	+40.3	61	
Course Time	9:59.2	+1:10.7	84	10:38.4	+1:33.9	86	10:38.1	+1:21.7	72	10:59.9	+1:35.4	81	12:01.3	+2:09.6	86	
Penalty Time	1:06.5			1:06.4			1:06.7			1:06.4			4:26.0			
80	7	DOHERTY Sean	USA								6 1:02:16.8	+10:45.3	80			
Cumulative Time	11:55.5	+2:12.7	71	23:03.3	+3:02.6	45	37:32.2	+6:45.1	75	50:57.8	+9:35.3	78	1:02:16.8	+10:45.3	80	
Loop Time	11:55.5	+2:12.7	71	11:07.8	+1:01.2	=29	14:28.9	+4:09.1	87	13:25.6	+3:00.3	75	11:19.0	+1:27.3	69	
Ski Time	10:55.5	+1:12.7	82	22:03.3	+2:26.0	76	33:32.2	+3:35.1	68	44:57.8	+4:42.9	66	56:16.8	+5:55.9	67	
Shooting	1	33.9	+10.4	69	0	26.5	+9.1	48	3	38.2	+13.3	78	2	27.3	+9.3	51
Range Time	55.2	+10.9	=71	47.1	+9.3	=38	1:00.3	+14.0	81	48.6	+10.1	46	3:31.2	+43.4	68	
Course Time	9:54.5	+1:06.0	80	10:14.8	+1:10.3	66	10:22.6	+1:06.2	57	10:31.2	+1:06.7	53	11:19.0	+1:27.3	69	
Penalty Time	1:05.8			5.9			3:06.0			2:05.8			6:23.5			
81	10	HAK Petr	CZE								7 1:02:48.3	+11:16.8	81			
Cumulative Time	12:44.0	+3:01.2	82	25:47.3	+5:46.6	84	38:16.7	+7:29.6	79	51:40.3	+10:17.8	82	1:02:48.3	+11:16.8	81	
Loop Time	12:44.0	+3:01.2	82	13:03.3	+2:56.7	78	12:29.4	+2:09.6	64	13:23.6	+2:58.3	74	11:08.0	+1:16.3	60	
Ski Time	10:44.0	+1:01.2	71	21:47.3	+2:10.0	62	33:16.7	+3:19.6	64	44:40.3	+4:25.4	60	55:48.3	+5:27.4	57	
Shooting	2	28.9	+5.4	=31	2	23.6	+6.2	24	1	31.3	+6.4	=40	2	23.2	+5.2	=19
Range Time	49.9	+5.6	=32	45.7	+7.9	29	53.4	+7.1	47	46.4	+7.9	34	3:15.4	+27.6	=30	
Course Time	9:47.9	+59.4	75	10:11.3	+1:06.8	62	10:29.2	+1:12.8	65	10:30.9	+1:06.4	=51	11:08.0	+1:16.3	60	
Penalty Time	2:06.2			2:06.3			1:06.8			2:06.3			7:25.6			
82	45	ADAMOV Simon	SVK								7 1:03:01.4	+11:29.9	82			
Cumulative Time	10:40.6	+57.8	26	25:40.7	+5:40.0	82	38:18.4	+7:31.3	81	51:36.2	+10:13.7	81	1:03:01.4	+11:29.9	82	
Loop Time	10:40.6	+57.8	26	15:00.1	+4:53.5	88	12:37.7	+2:17.9	70	13:17.8	+2:52.5	72	11:25.2	+1:33.5	=73	
Ski Time	10:40.6	+57.8	65	21:40.7	+2:03.4	57	33:18.4	+3:21.3	66	44:36.2	+4:21.3	57	56:01.4	+5:40.5	64	
Shooting	0	29.4	+5.9	=39	4	28.4	+11.0	=63	1	31.8	+6.9	=45	2	30.5	+12.5	70
Range Time	51.3	+7.0	=45	49.2	+11.4	=57	52.9	+6.6	=40	51.4	+12.9	=68	3:24.8	+37.0	54	
Course Time	9:43.8	+55.3	63	10:04.8	+1:00.3	52	10:38.6	+1:22.2	73	10:20.4	+55.9	35	11:25.2	+1:33.5	=73	
Penalty Time	5.5			4:06.1			1:06.2			2:06.0			7:23.8			
83	79	MISE Edgars	LAT								6 1:04:51.0	+13:19.5	83			
Cumulative Time	11:59.3	+2:16.5	73	24:33.5	+4:32.8	73	37:47.5	+7:00.4	77	53:05.8	+11:43.3	85	1:04:51.0	+13:19.5	83	
Loop Time	11:59.3	+2:16.5	73	12:34.2	+2:27.6	66	13:14.0	+2:54.2	=78	15:18.3	+4:53.0	89	11:45.2	+1:53.5	83	
Ski Time	10:59.3	+1:16.5	83	22:33.5	+2:56.2	83	34:47.5	+4:50.4	86	47:05.8	+6:50.9	86	58:51.0	+8:30.1	85	
Shooting	1	35.0	+11.5	81	1	30.9	+13.5	79	1	38.5	+13.6	=80	3	29.1	+11.1	65
Range Time	56.1	+11.8	79	53.4	+15.6	81	1:02.1	+15.8	83	52.5	+14.0	=72	3:44.1	+56.3	81	
Course Time	9:56.7	+1:08.2	82	10:34.3	+1:29.8	84	11:04.4	+1:48.0	84	11:19.3	+1:54.8	86	11:45.2	+1:53.5	83	
Penalty Time	1:06.5			1:06.5			1:07.5			3:06.5			6:27.0			
84	81	MAKAROV Maksim	MDA								5 1:04:54.4	+13:22.9	84			
Cumulative Time	12:09.8	+2:27.0	76	25:00.9	+5:00.2	76	38:29.7	+7:42.6	82	52:58.4	+11:35.9	84	1:04:54.4	+13:22.9	84	
Loop Time	12:09.8	+2:27.0	76	12:51.1	+2:44.5	=72	13:28.8	+3:09.0	81	14:28.7	+4:03.4	84	11:56.0	+2:04.3	85	
Ski Time	11:09.8	+1:27.0	86	23:00.9	+3:23.6	87	35:29.7	+5:32.6	87	47:58.4	+7:43.5	88	59:54.4	+9:33.5	87	
Shooting	1	34.3	+10.8	75	1	24.7	+7.3	=30	1	32.9	+8.0	=54	2	28.5	+10.5	61
Range Time	55.2	+10.9	=71	47.4	+9.6	=41	55.8	+9.5	62	51.7	+13.2	70	3:30.1	+42.3	=65	
Course Time	10:07.8	+1:19.3	87	10:57.1	+1:52.6	87	11:26.1	+2:09.7	88	11:30.5	+2:06.0	88	11:56.0	+2:04.3	85	
Penalty Time	1:06.8			1:06.6			1:06.9			2:06.5			5:26.8			



TUE 10 FEB 2026

Start Time 13:30

End Time 15:17

Competition Analysis

Analisi della gara / Wettkampfanalyse / Analyses de l'épreuve

Rank	Bib	Name	NOC Code		T										
Loop 1		Loop 2		Loop 3		Loop 4		Loop 5		Result	Behind	Rank			
Time	Rank	Time	Rank	Time	Rank	Time	Rank	Time	Rank						
85	87	CHOI Dujin	KOR								5 1:05:07.6	+13:36.1	85		
Cumulative Time	13:05.4	+3:22.6	85	26:08.6	+6:07.9	86	40:43.1	+9:56.0	87	52:57.0	+11:34.5	83	1:05:07.6	+13:36.1	85
Loop Time	13:05.4	+3:22.6	85	13:03.2	+2:56.6	77	14:34.5	+4:14.7	88	12:13.9	+1:48.6	43	12:10.6	+2:18.9	88
Ski Time	11:05.4	+1:22.6	85	23:08.6	+3:31.3	88	35:43.1	+5:46.0	88	47:57.0	+7:42.1	87	1:00:07.6	+9:46.7	88
Shooting	2	28.6	+5.1 =28	1	28.9	+11.5 =68	2	37.6	+12.7 77	0	24.0	+6.0 =23	5	1:59.3	+35.3 =55
Range Time	51.8	+7.5 =53		53.1	+15.3 =79		1:04.0	+17.7 88		49.2	+10.7 =49		3:38.1	+50.3 =74	
Course Time	10:07.2	+1:18.7	86	11:04.3	+1:59.8	88	11:23.7	+2:07.3	87	11:18.3	+1:53.8	85	12:10.6	+2:18.9	88
Penalty Time	2:06.4			1:05.8			2:06.8			6.4			5:25.4		
86	85	FLEMING Jasper	CAN								8 1:05:15.5	+13:44.0	86		
Cumulative Time	11:39.1	+1:56.3	61	25:59.2	+5:58.5	85	39:46.3	+8:59.2	85	53:38.9	+12:16.4	87	1:05:15.5	+13:44.0	86
Loop Time	11:39.1	+1:56.3	61	14:20.1	+4:13.5	87	13:47.1	+3:27.3	85	13:52.6	+3:27.3	78	11:36.6	+1:44.9	79
Ski Time	10:39.1	+56.3	61	21:59.2	+2:21.9	73	33:46.3	+3:49.2	=76	45:38.9	+5:24.0	76	57:15.5	+6:54.6	78
Shooting	1	31.8	+8.3 59	3	25.4	+8.0 35	2	33.4	+8.5 61	2	29.4	+11.4 67	8	2:00.2	+36.2 59
Range Time	51.1	+6.8 =43		48.0	+10.2 49		54.7	+8.4 =54		50.5	+12.0 =62		3:24.3	+36.5 53	
Course Time	9:42.0	+53.5	60	10:25.6	+1:21.1	79	10:45.5	+1:29.1	80	10:55.6	+1:31.1	76	11:36.6	+1:44.9	79
Penalty Time	1:06.0			3:06.5			2:06.9			2:06.5			8:25.9		
87	14	KULBIN Jakob	EST								7 1:05:17.3	+13:45.8	87		
Cumulative Time	13:12.2	+3:29.4	87	26:37.8	+6:37.1	88	41:41.1	+10:54.0	88	53:36.4	+12:13.9	86	1:05:17.3	+13:45.8	87
Loop Time	13:12.2	+3:29.4	87	13:25.6	+3:19.0	84	15:03.3	+4:43.5	89	11:55.3	+1:30.0	38	11:40.9	+1:49.2	81
Ski Time	11:12.2	+1:29.4	88	22:37.8	+3:00.5	86	34:41.1	+4:44.0	85	46:36.4	+6:21.5	84	58:17.3	+7:56.4	84
Shooting	2	39.5	+16.0 89	2	29.1	+11.7 71	3	41.3	+16.4 87	0	31.4	+13.4 =72	7	2:21.4	+57.4 87
Range Time	1:00.7	+16.4 89		50.8	+13.0 71		1:03.1	+16.8 =86		52.5	+14.0 =72		3:47.1	+59.3 85	
Course Time	10:06.5	+1:18.0	85	10:29.1	+1:24.6	82	10:54.0	+1:37.6	83	10:56.5	+1:32.0	77	11:40.9	+1:49.2	81
Penalty Time	2:05.0			2:05.7			3:06.2			6.3			7:23.2		
88	71	LOZBERS Rihards	LAT								8 1:05:25.7	+13:54.2	88		
Cumulative Time	13:42.6	+3:59.8	89	28:50.6	+8:49.9	89	41:46.3	+10:59.2	89	53:49.8	+12:27.3	89	1:05:25.7	+13:54.2	88
Loop Time	13:42.6	+3:59.8	89	15:08.0	+5:01.4	89	12:55.7	+2:35.9	75	12:03.5	+1:38.2	40	11:35.9	+1:44.2	78
Ski Time	10:42.6	+59.8 68		21:50.6	+2:13.3 67		33:46.3	+3:49.2 =76		45:49.8	+5:34.9 78		57:25.7	+7:04.8 80	
Shooting	3	35.7	+12.2 85	4	30.0	+12.6 =73	1	34.5	+9.6 =62	0	28.4	+10.4 =59	8	2:08.6	+44.6 =72
Range Time	57.9	+13.6 85		50.6	+12.8 =68		58.2	+11.9 69		50.5	+12.0 =62		3:37.2	+49.4 73	
Course Time	9:38.5	+50.0 =56		10:10.9	+1:06.4 60		10:50.6	+1:34.2 82		11:06.0	+1:41.5 82		11:35.9	+1:44.2 78	
Penalty Time	3:06.2			4:06.5			1:06.9			7.0			8:26.6		
89	89	FLORE Raul	ROU								4 1:06:25.1	+14:53.6	89		
Cumulative Time	12:23.1	+2:40.3	80	25:40.1	+5:39.4	81	38:43.7	+7:56.6	83	53:46.0	+12:23.5	88	1:06:25.1	+14:53.6	89
Loop Time	12:23.1	+2:40.3	80	13:17.0	+3:10.4	81	13:03.6	+2:43.8	76	15:02.3	+4:37.0	88	12:39.1	+2:47.4	89
Ski Time	11:23.1	+1:40.3	89	23:40.1	+4:02.8	89	36:43.7	+6:46.6	89	49:46.0	+9:31.1	89	1:02:25.1	+12:04.2	89
Shooting	1	28.9	+5.4 =31	1	23.2	+5.8 =17	0	30.1	+5.2 28	2	26.0	+8.0 44	4	1:48.3	+24.3 23
Range Time	50.7	+6.4 40		45.9	+8.1 =31		51.9	+5.6 33		49.2	+10.7 =49		3:17.7	+29.9 40	
Course Time	10:25.7	+1:37.2	89	11:24.2	+2:19.7	89	12:04.8	+2:48.4	89	12:06.2	+2:41.7	89	12:39.1	+2:47.4	89
Penalty Time	1:06.7			1:06.9			6.9			2:06.9			4:27.4		

Legend:
 = Equal sign indicates that two or more competitors share the same rank T Total penalties



WED 11 FEB 2026

Start Time 14:15

End Time 15:46

Final Results - Competition Data Summary

Risultati definitivi - Riepilogo dati relativi alla gara / Endgültige Ergebnisse - Zusammenfassung der Wettkampfdaten
Résultats définitifs - synthèse des données de compétition

Participation

Number of Entries:	91
Did Not Start:	1
Did Not Finish:	0
Disqualified:	0
Disqualified for unsportsmanlike behaviour:	0
Ranked:	90

Weather Conditions	30 min before Start	At Start Time	30 min after Start	At End Time
Weather	Partly Cloudy	Mostly Cloudy	Mostly Cloudy	Overcast
Snow Condition	Hard packed variable	Hard packed variable	Hard packed variable	Hard packed variable
Snow Temperature	0.0°C	0.0°C	0.0°C	0.0°C
Air Temperature	2.5°C	2.0°C	1.7°C	1.7°C
Humidity	67%	71%	74%	75%
Wind Direction/Speed	SW / 0.7 m/s	S / 0.8 m/s	NE / 0.3 m/s	E / 0.8 m/s

Jury Information

Technical Delegate - Chairman	VASSALLO Christophe (IBU)
Assistant Technical Delegate	OEBERG Ulrika (IBU)
Competition Chief	KIRCHER Georg (ITA)
Member	BITTERLING Felix (GER)
Member	TORNEUS-KULSTAD Erik (FIN)

Course Information

2867m+2977m+2977m+2977m+3244m yellow

Total Course Length	15042m
Height Difference	28m
Maximum Climb	15m
Total Climb	484m

Jury Decisions

No Decisions

Technical Delegate

VASSALLO Christophe (IBU)

Legend:

E East NE North-East S South SW South-West



Results

Risultati / Ergebnisse / Résultats

Rank	Bib	Name	NOC Code	Ski Time	P	S	P	S	T	Result	Behind
1	48	SIMON Julia	FRA	40:15.6	0	1	0	0	1	41:15.6	0.0
2	54	JEANMONNOT Lou	FRA	40:08.7	0	1	1	0	2	42:08.7	+53.1
3	23	HRISTOVA Lora	BUL	42:20.1	0	0	0	0	0	42:20.1	+1:04.5
4	24	VOIGT Vanessa	GER	42:33.0	0	0	0	0	0	42:33.0	+1:17.4
5	42	WIERER Dorothea	ITA	41:49.5	0	1	0	0	1	42:49.5	+1:33.9
6	46	BENED Camille	FRA	41:52.3	0	0	0	1	1	42:52.3	+1:36.7
7	6	MEIER Lea	SUI	41:53.0	0	1	0	0	1	42:53.0	+1:37.4
8	22	HETTICH-WALZ Janina	GER	41:18.9	1	1	0	0	2	43:18.9	+2:03.3
9	64	GESTBLOM Linn	SWE	41:28.2	0	1	1	0	2	43:28.2	+2:12.6
10	62	PREUSS Franziska	GER	41:35.5	0	0	0	2	2	43:35.5	+2:19.9
11	8	VINKLARKOVA Tereza	CZE	42:36.2	0	1	0	0	1	43:36.2	+2:20.6
12	40	MAGNUSSON Anna	SWE	41:39.9	1	0	0	1	2	43:39.9	+2:24.3
13	60	OEBERG Elvira	SWE	41:42.0	1	1	0	0	2	43:42.0	+2:26.4
14	21	STREMOUS Alina	MDA	43:46.5	0	0	0	0	0	43:46.5	+2:30.9
15	18	VOBORNIKOVA Tereza	CZE	41:47.5	0	1	0	1	2	43:47.5	+2:31.9
16	20	JOHANSEN Marthe Krakstad	NOR	42:52.8	0	0	0	1	1	43:52.8	+2:37.2
17	14	MERKUSHYNA Oleksandra	UKR	43:03.9	0	0	0	1	1	44:03.9	+2:48.3
18	45	DMYTRENKO Khrystyna	UKR	43:06.1	0	0	0	1	1	44:06.1	+2:50.5
19	29	LIE Lotte	BEL	43:12.8	0	0	0	1	1	44:12.8	+2:57.2
20	38	MINKKINEN Suvi	FIN	42:16.4	1	1	0	0	2	44:16.4	+3:00.8
21	49	FREED Margie	USA	43:19.9	0	1	0	0	1	44:19.9	+3:04.3
22	65	BENDIKA Baiba	LAT	40:20.8	0	1	2	1	4	44:20.8	+3:05.2
23	7	SIDOROWICZ Natalia	POL	42:22.0	0	1	0	1	2	44:22.0	+3:06.4
24	69	PARADIS Pascale	CAN	42:30.5	0	1	1	0	2	44:30.5	+3:14.9
25	28	KNOTTEN Karoline Offigstad	NOR	42:34.1	0	1	0	1	2	44:34.1	+3:18.5
26	59	MENG Fanqi	CHN	43:37.0	0	1	0	0	1	44:37.0	+3:21.4
27	36	HAUSER Lisa Theresa	AUT	41:37.7	0	0	0	3	3	44:37.7	+3:22.1
28	66	KUELM Susan	EST	43:43.1	1	0	0	0	1	44:43.1	+3:27.5
29	80	LEINAMO Sonja	FIN	41:44.8	1	2	0	0	3	44:44.8	+3:29.2
30	75	AUCHENTALLER Hannah	ITA	42:47.4	0	1	1	0	2	44:47.4	+3:31.8
31	51	CHARVATOVA Lucie	CZE	41:48.0	0	2	0	1	3	44:48.0	+3:32.4
32	63	GANDLER Anna	AUT	42:50.1	0	2	0	0	2	44:50.1	+3:34.5
33	16	CLOETENS Maya	BEL	42:52.1	1	1	0	0	2	44:52.1	+3:36.5
34	26	IRWIN Deedra	USA	41:57.6	0	1	0	2	3	44:57.6	+3:42.0
35	68	GASPARIN Aita	SUI	42:58.2	0	0	0	2	2	44:58.2	+3:42.6
36	57	VOLFA Estere	LAT	42:07.7	1	1	0	1	3	45:07.7	+3:52.1
37	50	VITTOZZI Lisa	ITA	41:09.3	1	1	1	1	4	45:09.3	+3:53.7
38	30	KLEMENCIC Polona	SLO	41:09.9	1	0	1	2	4	45:09.9	+3:54.3
39	44	BASERGA Amy	SUI	42:10.0	1	1	0	1	3	45:10.0	+3:54.4
40	32	BATOVSKA FIALKOVA Paulina	SVK	42:18.2	0	1	1	1	3	45:18.2	+4:02.6
41	52	OEBERG Hanna	SWE	42:20.2	2	0	0	1	3	45:20.2	+4:04.6
42	25	HAECKI-GROSS Lena	SUI	42:21.0	1	0	0	2	3	45:21.0	+4:05.4
43	35	ZUK Kamila	POL	41:39.3	3	1	0	0	4	45:39.3	+4:23.7
44	11	STEINER Tamara	AUT	44:01.1	0	2	0	0	2	46:01.1	+4:45.5
45	72	MAKA Anna	POL	43:08.6	1	1	1	0	3	46:08.6	+4:53.0
46	55	KUZMINA Anastasiya	SVK	44:11.8	0	0	1	1	2	46:11.8	+4:56.2
47	87	TRAUBAITE Judita	LTU	44:12.5	0	1	0	1	2	46:12.5	+4:56.9
48	79	KAPUSTOVA Ema	SVK	45:14.3	1	0	0	0	1	46:14.3	+4:58.7
49	58	KIRKEEIDE Maren	NOR	41:17.7	2	1	1	1	5	46:17.7	+5:02.1
50	34	ERMITS Regina	EST	44:18.6	1	0	1	0	2	46:18.6	+5:03.0
51	74	JISLOVA Jessica	CZE	43:23.6	0	0	1	2	3	46:23.6	+5:08.0
52	4	SLETTEMARK Ukaleq Astri	DEN	45:30.4	0	0	0	1	1	46:30.4	+5:14.8
53	31	DZHIMA Yuliia	UKR	43:31.3	0	0	0	3	3	46:31.3	+5:15.7
54	1	CHU Yuanmeng	CHN	43:33.9	1	1	0	1	3	46:33.9	+5:18.3
55	43	GROTIAN Selina	GER	42:39.8	0	0	3	1	4	46:39.8	+5:24.2
56	12	HAMALAINEN Inka	FIN	43:49.5	1	0	2	0	3	46:49.5	+5:33.9
57	17	TOMINGAS Tuuli	EST	42:54.7	1	1	1	1	4	46:54.7	+5:39.1
58	15	BULINA Sanita	LAT	43:55.5	1	0	1	1	3	46:55.5	+5:39.9
59	33	TODOROVA Milena	BUL	42:02.9	1	2	1	1	5	47:02.9	+5:47.3
60	13	KOZICA Anika	CRO	45:11.3	0	0	0	2	2	47:11.3	+5:55.7



Results

Risultati / Ergebnisse / Résultats

Rank	Bib	Name	NOC Code	Ski Time	P	S	P	S	T	Result	Behind
61	78	CHALYK Daryna	UKR	44:14.8	1	1	1	0	3	47:14.8	+5:59.2
62	76	ANDEXER Anna	AUT	42:16.7	1	3	0	1	5	47:16.7	+6:01.1
63	41	AVVAKUMOVA Ekaterina	KOR	44:18.2	0	0	1	2	3	47:18.2	+6:02.6
64	71	SABULE Annija Keita	LAT	44:21.1	1	1	1	0	3	47:21.1	+6:05.5
65	47	CARRARA Michela	ITA	41:43.9	2	2	0	2	6	47:43.9	+6:28.3
66	67	JAKIELA Joanna	POL	42:52.1	1	2	0	2	5	47:52.1	+6:36.5
67	9	MOSEK Nadia	CAN	42:04.6	1	2	2	1	6	48:04.6	+6:49.0
68	70	REID Joanne	USA	44:08.7	0	2	0	2	4	48:08.7	+6:53.1
69	61	REPINC Lena	SLO	42:09.3	3	2	1	0	6	48:09.3	+6:53.7
70	37	BUENEMANN de BESCHE Anne	DEN	44:11.8	0	1	1	2	4	48:11.8	+6:56.2
71	27	TANDREVOLD Ingrid Landmark	NOR	41:16.5	1	4	1	1	7	48:16.5	+7:00.9
72	3	TOLMACHEVA Anastasia	ROU	46:30.0	0	1	1	0	2	48:30.0	+7:14.4
73	2	DIMITROVA Valentina	BUL	46:35.8	0	1	1	0	2	48:35.8	+7:20.2
74	77	TALIHAERM Johanna	EST	46:01.8	3	0	0	0	3	49:01.8	+7:46.2
75	10	LAMPIC Anamarija	SLO	41:21.6	4	2	1	1	8	49:21.6	+8:06.0
76	73	ZDRAVKOVA Maria	BUL	43:21.7	1	1	1	3	6	49:21.7	+8:06.1
77	83	URUMOVA Sara	LTU	46:45.3	1	2	0	0	3	49:45.3	+8:29.7
78	39	ROUSSEAU Shilo	CAN	43:45.4	1	2	3	0	6	49:45.4	+8:29.8
79	53	LEHTONEN Venla	FIN	44:45.5	2	1	1	1	5	49:45.5	+8:29.9
80	56	BRAISAZ-BOUCHET Justine	FRA	41:50.2	2	2	3	1	8	49:50.2	+8:34.6
81	82	ZHURAUŠKAITE Lidiia	LTU	44:55.2	1	1	1	2	5	49:55.2	+8:39.6
82	19	REMENOVA Maria	SVK	44:01.7	2	2	0	2	6	50:01.7	+8:46.1
83	86	BOUVARD Eve	BEL	45:13.9	0	2	2	1	5	50:13.9	+8:58.3
84	5	ANDERSON Lucinda	USA	42:40.8	2	1	1	4	8	50:40.8	+9:25.2
85	84	CASERMAN Manca	SLO	45:04.9	2	0	1	3	6	51:04.9	+9:49.3
86	91	RAKISHEVA Aisha	KAZ	44:52.8	3	3	1	2	9	53:52.8	+12:37.2
87	85	KOCERGINA Natalja	LTU	45:04.2	2	2	2	3	9	54:04.2	+12:48.6
88	88	PENDRY Shawna	GBR	47:06.0	1	1	1	4	7	54:06.0	+12:50.4
89	90	GENEVA Milana	KAZ	45:22.4	1	2	3	3	9	54:22.4	+13:06.8
90	81	MORTON Darcie	AUS	46:28.3	3	3	2	1	9	55:28.3	+14:12.7

Did Not Start

89 PEIFFER Benita CAN

Legend:

P Prone S Standing T Total penalties



WED 11 FEB 2026

Start Time 14:15

End Time 15:46

Competition Analysis

Analisi della gara / Wettkampfanalyse / Analyses de l'épreuve

Rank	Bib	Name	NOC Code										T							
		Loop 1		Loop 2		Loop 3		Loop 4		Loop 5		Result	Behind	Rank						
		Time	Rank	Time	Rank	Time	Rank	Time	Rank	Time	Rank									
1	48	SIMON Julia	FRA										1	41:15.6	0.0	1				
Cumulative Time	8:04.2	+7.1	3	17:06.4	+40.7	12	25:13.7	+20.7	4	33:16.4	0.0	1								
Loop Time	8:04.2	+7.1	3	9:02.2	+48.3	27	8:07.3	0.0	1	8:02.7	0.0	1	7:59.2	+8.7	5	41:15.6	0.0	1		
Ski Time	8:04.2	+8.0	4	16:06.4	+4.6	2	24:13.7	+4.0	2	32:16.4	0.0	1								
Shooting	0	24.7	+3.5	5	1	20.7	0.0	1	0	25.9	+2.6	4	0	23.1	+2.6	6	1	1:34.5	+2.6	5
Range Time	44.8	+3.5	3	41.7	0.0	1	45.3	+1.4	2	43.9	+1.9	3								
Course Time	7:12.4	+10.8	11	7:14.7	+7.1	4	7:15.1	+7.1	4	7:13.5	0.0	1	7:59.2	+8.7	5	36:54.9	+31.2	3		
Penalty Time	7.0			1:05.8			6.9			5.3										
2	54	JEANMONNOT Lou	FRA										2	42:08.7	+53.1	2				
Cumulative Time	7:57.1	0.0	1	17:01.8	+36.1	9	26:09.7	+1:16.7	15	34:16.7	+1:00.3	3								
Loop Time	7:57.1	0.0	1	9:04.7	+50.8	28	9:07.9	+1:00.6	45	8:07.0	+4.3	2	7:52.0	+1.5	2	42:08.7	+53.1	2		
Ski Time	7:57.1	+0.9	2	16:01.8	0.0	1	24:09.7	0.0	1	32:16.7	+0.3	2								
Shooting	0	27.0	+5.8	14	1	32.1	+11.4	=66	1	31.7	+8.4	=35	0	25.5	+5.0	=22	2	1:56.5	+24.6	32
Range Time	48.6	+7.3	=16	51.2	+9.5	=46	52.5	+8.6	28	46.9	+4.9	21								
Course Time	7:01.6	0.0	1	7:07.6	0.0	1	7:08.4	+0.4	2	7:14.1	+0.6	2	7:52.0	+1.5	2	36:23.7	0.0	1		
Penalty Time	6.9			1:05.9			1:07.0			6.0										
3	23	HRISTOVA Lora	BUL										0	42:20.1	+1:04.5	3				
Cumulative Time	8:23.0	+25.9	17	16:52.4	+26.7	5	25:33.3	+40.3	5	34:08.9	+52.5	2								
Loop Time	8:23.0	+25.9	17	8:29.4	+15.5	9	8:40.9	+33.6	29	8:35.6	+32.9	11	8:11.2	+20.7	21	42:20.1	+1:04.5	3		
Ski Time	8:23.0	+26.8	38	16:52.4	+50.6	36	25:33.3	+1:23.6	41	34:08.9	+1:52.5	37								
Shooting	0	31.7	+10.5	54	0	25.9	+5.2	=29	0	31.7	+8.4	=35	0	24.6	+4.1	17	0	1:54.1	+22.2	25
Range Time	53.9	+12.6	54	48.4	+6.7	=31	53.2	+9.3	34	47.6	+5.6	=29								
Course Time	7:22.4	+20.8	35	7:34.5	+26.9	40	7:40.8	+32.8	48	7:41.9	+28.4	38	8:11.2	+20.7	21	38:30.8	+2:07.1	34		
Penalty Time	6.7			6.5			6.9			6.1										
4	24	VOIGT Vanessa	GER										0	42:33.0	+1:17.4	4				
Cumulative Time	8:26.6	+29.5	23	17:00.2	+34.5	8	25:40.3	+47.3	6	34:19.5	+1:03.1	4								
Loop Time	8:26.6	+29.5	23	8:33.6	+19.7	10	8:40.1	+32.8	28	8:39.2	+36.5	15	8:13.5	+23.0	24	42:33.0	+1:17.4	4		
Ski Time	8:26.6	+30.4	49	17:00.2	+58.4	46	25:40.3	+1:30.6	44	34:19.5	+2:03.1	43								
Shooting	0	34.3	+13.1	74	0	31.1	+10.4	=57	0	34.7	+11.4	63	0	41.1	+20.6	85	0	2:21.3	+49.4	74
Range Time	55.9	+14.6	=71	53.1	+11.4	55	56.5	+12.6	58	1:02.4	+20.4	=84								
Course Time	7:23.1	+21.5	=38	7:33.9	+26.3	=36	7:35.9	+27.9	37	7:30.3	+16.8	16	8:13.5	+23.0	24	38:16.7	+1:53.0	28		
Penalty Time	7.6			6.6			7.7			6.5										
5	42	WIERER Dorothea	ITA										1	42:49.5	+1:33.9	5				
Cumulative Time	8:12.8	+15.7	8	17:34.7	+1:09.0	23	26:03.5	+1:10.5	11	34:26.8	+1:10.4	5								
Loop Time	8:12.8	+15.7	8	9:21.9	+1:08.0	38	8:28.8	+21.5	13	8:23.3	+20.6	5	8:22.7	+32.2	39	42:49.5	+1:33.9	5		
Ski Time	8:12.8	+16.6	13	16:34.7	+32.9	12	25:03.5	+53.8	=12	33:26.8	+1:10.4	13								
Shooting	0	24.0	+2.8	4	1	22.2	+1.5	5	0	26.6	+3.3	=7	0	20.5	0.0	1	1	1:33.4	+1.5	3
Range Time	43.7	+2.4	2	44.2	+2.5	5	47.7	+3.8	5	42.0	0.0	1								
Course Time	7:22.3	+20.7	34	7:31.3	+23.7	30	7:33.5	+25.5	28	7:35.1	+21.6	25	8:22.7	+32.2	39	38:24.9	+2:01.2	33		
Penalty Time	6.8			1:06.4			7.6			6.2										
6	46	BENED Camille	FRA										1	42:52.3	+1:36.7	6				
Cumulative Time	8:15.4	+18.3	12	16:36.0	+10.3	2	25:04.7	+11.7	2	34:34.0	+1:17.6	7								
Loop Time	8:15.4	+18.3	12	8:20.6	+6.7	2	8:28.7	+21.4	12	9:29.3	+1:26.6	40	8:18.3	+27.8	=34	42:52.3	+1:36.7	6		
Ski Time	8:15.4	+19.2	19	16:36.0	+34.2	13	25:04.7	+55.0	14	33:34.0	+1:17.6	18								
Shooting	0	31.2	+10.0	=49	0	24.7	+4.0	19	0	32.0	+8.7	=38	1	32.0	+11.5	65	1	2:00.0	+28.1	41
Range Time	52.8	+11.5	50	46.8	+5.1	20	54.5	+10.6	46	53.5	+11.5	62								
Course Time	7:15.6	+14.0	14	7:27.2	+19.6	21	7:26.7	+18.7	16	7:29.4	+15.9	14	8:18.3	+27.8	=34	37:57.2	+1:33.5	16		
Penalty Time	7.0			6.6			7.5			1:06.4										
7	6	MEIER Lea	SUI										1	42:53.0	+1:37.4	7				
Cumulative Time	8:25.3	+28.2	22	17:46.0	+1:20.3	27	26:11.9	+1:18.9	16	34:33.4	+1:17.0	6								
Loop Time	8:25.3	+28.2	22	9:20.7	+1:06.8	36	8:25.9	+18.6	6	8:21.5	+18.8	4	8:19.6	+29.1	36	42:53.0	+1:37.4	7		
Ski Time	8:25.3	+29.1	48	16:46.0	+44.2	26	25:11.9	+1:02.2	23	33:33.4	+1:17.0	17								
Shooting	0	30.1	+8.9	=41	1	25.5	+4.8	25	0	29.6	+6.3	21	0	26.1	+5.6	=28	1	1:51.5	+19.6	=20
Range Time	52.4	+11.1	=44	48.1	+6.4	=29	52.0	+8.1	=23	47.6	+5.6	=29								
Course Time	7:25.8	+24.2	46	7:25.9	+18.3	15	7:26.8	+18.8	17	7:27.2	+13.7	12	8:19.6	+29.1	36	38:05.3	+1:41.6	24		
Penalty Time	7.1			1:06.7			7.1			6.7										



Competition Analysis

Analisi della gara / Wettkampfanalyse / Analyses de l'épreuve

Rank	Bib	Name	NOC Code		T								Result	Behind	Rank	
		Loop 1		Loop 2		Loop 3		Loop 4		Loop 5						
		Time	Rank	Time	Rank	Time	Rank	Time	Rank	Time	Rank					
8	22	HETTICH-WALZ Janina	GER		2		43:18.9		+2:03.3		8					
Cumulative Time	9:06.8	+1:09.7	46	18:30.6	+2:04.9	44	26:50.2	+1:57.2	25	35:16.4	+2:00.0	8	43:18.9	+2:03.3	8	
Loop Time	9:06.8	+1:09.7	46	9:23.8	+1:09.9	39	8:19.6	+12.3	2	8:26.2	+23.5	7	8:02.5	+12.0	12	
Ski Time	8:06.8	+10.6	8	16:30.6	+28.8	8	24:50.2	+40.5	7	33:16.4	+1:00.0	8	41:18.9	+1:10.2	8	
Shooting	1	25.1	+3.9	6	1	26.6	+5.9	=35	0	27.9	+4.6	=14	0	26.5	+6.0	33
Range Time	45.9	+4.6	7	49.3	+7.6	39	49.0	+5.1	9	47.2	+5.2	22	3:11.4	+15.7	12	
Course Time	7:13.1	+11.5	12	7:28.1	+20.5	23	7:23.2	+15.2	10	7:33.0	+19.5	21	8:02.5	+12.0	12	
Penalty Time	1:07.8			1:06.4			7.4			6.0			2:27.6			
9	64	GESTBLOM Linn	SWE		2		43:28.2		+2:12.6		9					
Cumulative Time	8:12.4	+15.3	7	17:38.2	+1:12.5	25	26:57.2	+2:04.2	26	35:28.3	+2:11.9	11	43:28.2	+2:12.6	9	
Loop Time	8:12.4	+15.3	7	9:25.8	+1:11.9	42	9:19.0	+1:11.7	49	8:31.1	+28.4	9	7:59.9	+9.4	6	
Ski Time	8:12.4	+16.2	12	16:38.2	+36.4	16	24:57.2	+47.5	9	33:28.3	+1:11.9	=14	41:28.2	+1:19.5	10	
Shooting	0	27.4	+6.2	16	1	30.0	+9.3	53	1	27.9	+4.6	=14	0	29.5	+9.0	=56
Range Time	48.6	+7.3	=16	52.5	+10.8	=52	49.6	+5.7	12	51.2	+9.2	48	3:21.9	+26.2	28	
Course Time	7:16.8	+15.2	=16	7:27.0	+19.4	20	7:22.0	+14.0	7	7:33.8	+20.3	23	7:59.9	+9.4	6	
Penalty Time	7.0			1:06.3			1:07.4			6.1			2:26.8			
10	62	PREUSS Franziska	GER		2		43:35.5		+2:19.9		10					
Cumulative Time	8:03.9	+6.8	2	16:25.7	0.0	1	24:53.0	0.0	1	35:17.7	+2:01.3	9	43:35.5	+2:19.9	10	
Loop Time	8:03.9	+6.8	2	8:21.8	+7.9	3	8:27.3	+20.0	7	10:24.7	+2:22.0	67	8:17.8	+27.3	=31	
Ski Time	8:03.9	+7.7	3	16:25.7	+23.9	7	24:53.0	+43.3	8	33:17.7	+1:01.3	9	41:35.5	+1:26.8	11	
Shooting	0	22.7	+1.5	2	0	25.3	+4.6	24	0	29.1	+5.8	=17	2	23.8	+3.3	10
Range Time	45.3	+4.0	4	45.7	+4.0	=14	51.1	+7.2	17	45.3	+3.3	9	3:07.4	+11.7	7	
Course Time	7:10.8	+9.2	8	7:29.9	+22.3	26	7:28.4	+20.4	20	7:33.2	+19.7	22	8:17.8	+27.3	=31	
Penalty Time	7.8			6.2			7.8			2:06.2			2:28.0			
11	8	VINKLARKOVA Tereza	CZE		1		43:36.2		+2:20.6		11					
Cumulative Time	8:29.5	+32.4	25	18:15.2	+1:49.5	37	26:57.9	+2:04.9	27	35:35.3	+2:18.9	14	43:36.2	+2:20.6	11	
Loop Time	8:29.5	+32.4	25	9:45.7	+1:31.8	59	8:42.7	+35.4	30	8:37.4	+34.7	13	8:00.9	+10.4	10	
Ski Time	8:29.5	+33.3	51	17:15.2	+1:13.4	55	25:57.9	+1:48.2	52	34:35.3	+2:18.9	49	42:36.2	+2:27.5	40	
Shooting	0	29.6	+8.4	=35	1	35.3	+14.6	=76	0	32.7	+9.4	=45	0	33.3	+12.8	=69
Range Time	51.9	+10.6	42	58.4	+16.7	79	54.4	+10.5	=44	54.2	+12.2	67	3:38.9	+43.2	63	
Course Time	7:31.1	+29.5	56	7:40.9	+33.3	=54	7:41.8	+33.8	51	7:37.3	+23.8	28	8:00.9	+10.4	10	
Penalty Time	6.5			1:06.4			6.5			5.9			1:25.3			
12	40	MAGNUSSON Anna	SWE		2		43:39.9		+2:24.3		12					
Cumulative Time	9:11.4	+1:14.3	47	17:33.3	+1:07.6	22	26:05.3	+1:12.3	13	35:38.6	+2:22.2	15	43:39.9	+2:24.3	12	
Loop Time	9:11.4	+1:14.3	47	8:21.9	+8.0	4	8:32.0	+24.7	16	9:33.3	+1:30.6	46	8:01.3	+10.8	11	
Ski Time	8:11.4	+15.2	11	16:33.3	+31.5	11	25:05.3	+55.6	=15	33:38.6	+1:22.2	19	41:39.9	+1:31.2	14	
Shooting	1	31.2	+10.0	=49	0	25.0	+4.3	21	0	30.8	+7.5	26	1	35.4	+14.9	75
Range Time	51.7	+10.4	=39	48.1	+6.4	=29	52.1	+8.2	25	56.9	+14.9	72	3:28.8	+33.1	44	
Course Time	7:12.3	+10.7	=9	7:27.3	+19.7	22	7:32.6	+24.6	25	7:30.5	+17.0	17	8:01.3	+10.8	11	
Penalty Time	1:07.4			6.5			7.3			1:05.9			2:27.1			
13	60	OEBERG Elvira	SWE		2		43:42.0		+2:26.4		13					
Cumulative Time	9:13.7	+1:16.6	48	18:41.2	+2:15.5	49	27:03.3	+2:10.3	31	35:41.6	+2:25.2	16	43:42.0	+2:26.4	13	
Loop Time	9:13.7	+1:16.6	48	9:27.5	+1:13.6	=44	8:22.1	+14.8	3	8:38.3	+35.6	14	8:00.4	+9.9	8	
Ski Time	8:13.7	+17.5	=16	16:41.2	+39.4	21	25:03.3	+53.6	11	33:41.6	+1:25.2	22	41:42.0	+1:33.3	15	
Shooting	1	30.1	+8.9	=41	1	34.2	+13.5	75	0	29.3	+6.0	=19	0	29.3	+8.8	=54
Range Time	50.1	+8.8	26	54.9	+13.2	68	50.1	+6.2	=15	50.3	+8.3	45	3:25.4	+29.7	=37	
Course Time	7:16.8	+15.2	=16	7:26.5	+18.9	18	7:24.6	+16.6	14	7:42.0	+28.5	39	8:00.4	+9.9	8	
Penalty Time	1:06.8			1:06.1			7.4			6.0			2:26.3			
14	21	STREMOUS Alina	MDA		0		43:46.5		+2:30.9		14					
Cumulative Time	8:32.6	+35.5	31	17:23.2	+57.5	20	26:24.4	+1:31.4	19	35:32.9	+2:16.5	13	43:46.5	+2:30.9	14	
Loop Time	8:32.6	+35.5	31	8:50.6	+36.7	22	9:01.2	+53.9	43	9:08.5	+1:05.8	28	8:13.6	+23.1	25	
Ski Time	8:32.6	+36.4	60	17:23.2	+1:21.4	67	26:24.4	+2:14.7	=68	35:32.9	+3:16.5	70	43:46.5	+3:37.8	62	
Shooting	0	42.4	+21.2	87	0	48.1	+27.4	89	0	48.8	+25.5	89	0	56.0	+35.5	89
Range Time	1:03.9	+22.6	87	1:11.6	+29.9	90	1:11.7	+27.8	88	1:18.2	+36.2	89	4:45.4	+1:49.7	90	
Course Time	7:21.4	+19.8	33	7:32.0	+24.4	31	7:41.7	+33.7	50	7:43.4	+29.9	41	8:13.6	+23.1	25	
Penalty Time	7.3			7.0			7.8			6.9			29.0			



Competition Analysis

Analisi della gara / Wettkampfanalyse / Analyses de l'épreuve

Rank	Bib	Name	NOC Code		T													
		Loop 1		Loop 2		Loop 3		Loop 4		Loop 5		Result	Behind	Rank				
		Time	Rank	Time	Rank	Time	Rank	Time	Rank	Time	Rank							
15	18	VOBORNIKOVA Tereza		CZE								2	43:47.5	+2:31.9	15			
Cumulative Time	8:19.8	+22.7	15	17:41.1	+1:15.4	26	26:16.1	+1:23.1	17	35:47.5	+2:31.1	18	43:47.5	+2:31.9	15			
Loop Time	8:19.8	+22.7	15	9:21.3	+1:07.4	37	8:35.0	+27.7	20	9:31.4	+1:28.7	43	8:00.0	+9.5	7			
Ski Time	8:19.8	+23.6	=28	16:41.1	+39.3	20	25:16.1	+1:06.4	25	33:47.5	+1:31.1	27	41:47.5	+1:38.8	18			
Shooting	0	28.1	+6.9 =24	1	28.5	+7.8 =45	0	31.0	+7.7 =27	1	33.3	+12.8 =69	2	2:01.0	+29.1 =44			
Range Time	50.4	+9.1	28	48.6	+6.9	34	52.9	+9.0 =30		53.8	+11.8 =63		3:25.7	+30.0	39			
Course Time	7:23.1	+21.5 =38		7:26.4	+18.8	17	7:35.7	+27.7	36	7:31.3	+17.8	18	8:00.0	+9.5	7			
Penalty Time	6.3			1:06.3			6.4			1:06.3			2:25.3					
16	20	JOHANSEN Marthe Krakstad		NOR								1	43:52.8	+2:37.2	16			
Cumulative Time	8:24.1	+27.0	19	16:58.3	+32.6	6	25:44.3	+51.3	9	35:22.0	+2:05.6	10	43:52.8	+2:37.2	16			
Loop Time	8:24.1	+27.0	19	8:34.2	+20.3	11	8:46.0	+38.7	35	9:37.7	+1:35.0 =51		8:30.8	+40.3	51			
Ski Time	8:24.1	+27.9	42	16:58.3	+56.5	41	25:44.3	+1:34.6	48	34:22.0	+2:05.6	44	42:52.8	+2:44.1	47			
Shooting	0	28.4	+7.2 =26	0	24.3	+3.6	15	0	31.2	+7.9 =31	1	27.5	+7.0	40	1	1:51.5	+19.6 =20	
Range Time	50.0	+8.7	25	45.7	+4.0 =14		53.1	+9.2 =32		48.6	+6.6	35	3:17.4	+21.7	=16			
Course Time	7:26.2	+24.6	47	7:42.3	+34.7	59	7:45.0	+37.0	55	7:43.1	+29.6	40	8:30.8	+40.3	51			
Penalty Time	7.9			6.2			7.9			1:06.0			1:28.0					
17	14	MERKUSHYNA Oleksandra		UKR								1	44:03.9	+2:48.3	17			
Cumulative Time	8:40.3	+43.2 =36		17:18.2	+52.5 =17		26:05.0	+1:12.0	12	35:48.9	+2:32.5	19	44:03.9	+2:48.3	17			
Loop Time	8:40.3	+43.2 =36		8:37.9	+24.0	13	8:46.8	+39.5	36	9:43.9	+1:41.2	56	8:15.0	+24.5	29			
Ski Time	8:40.3	+44.1 =76		17:18.2	+1:16.4	61	26:05.0	+1:55.3	57	34:48.9	+2:32.5	54	43:03.9	+2:55.2	50			
Shooting	0	26.2	+5.0 =10	0	22.5	+1.8 =6	0	28.6	+5.3	16	1	23.6	+3.1	9	1	1:41.0	+9.1	8
Range Time	48.3	+7.0	14	45.2	+3.5	13	50.1	+6.2 =15		45.7	+3.7 =10		3:09.3	+13.6	10			
Course Time	7:45.0	+43.4	81	7:45.4	+37.8	60	7:49.7	+41.7	59	7:51.7	+38.2	55	8:15.0	+24.5	29			
Penalty Time	7.0			7.3			7.0			1:06.5			1:27.8					
18	45	DMYTRENKO Khrystyna		UKR								1	44:06.1	+2:50.5	18			
Cumulative Time	8:27.2	+30.1	24	17:03.0	+37.3	11	25:42.5	+49.5	7	35:30.4	+2:14.0	12	44:06.1	+2:50.5	18			
Loop Time	8:27.2	+30.1	24	8:35.8	+21.9	12	8:39.5	+32.2	25	9:47.9	+1:45.2	59	8:35.7	+45.2	56			
Ski Time	8:27.2	+31.0	50	17:03.0	+1:01.2	48	25:42.5	+1:32.8	46	34:30.4	+2:14.0	46	43:06.1	+2:57.4	51			
Shooting	0	27.8	+6.6	21	0	25.2	+4.5 =22	0	33.9	+10.6	56	1	27.0	+6.5	34			
Range Time	48.9	+7.6	19	47.6	+5.9	25	55.5	+11.6 =50		47.5	+5.5 =25		3:19.5	+23.8	22			
Course Time	7:31.8	+30.2	60	7:41.4	+33.8 =57		7:37.2	+29.2	41	7:54.0	+40.5	60	8:35.7	+45.2	56			
Penalty Time	6.5			6.8			6.8			1:06.4			1:26.5					
19	29	LIE Lotte		BEL								1	44:12.8	+2:57.2	19			
Cumulative Time	8:34.5	+37.4	34	17:13.0	+47.3	15	25:58.0	+1:05.0	10	35:46.8	+2:30.4	17	44:12.8	+2:57.2	19			
Loop Time	8:34.5	+37.4	34	8:38.5	+24.6	15	8:45.0	+37.7	34	9:48.8	+1:46.1	60	8:26.0	+35.5	45			
Ski Time	8:34.5	+38.3 =64		17:13.0	+1:11.2	53	25:58.0	+1:48.3	53	34:46.8	+2:30.4	53	43:12.8	+3:04.1	53			
Shooting	0	34.2	+13.0	73	0	28.3	+7.6 =43	0	38.1	+14.8	73	1	29.3	+8.8 =54				
Range Time	57.1	+15.8	76	50.9	+9.2	45	1:00.7	+16.8	75	51.9	+9.9	51	3:40.6	+44.9	66			
Course Time	7:30.7	+29.1	55	7:41.4	+33.8 =57		7:38.2	+30.2	45	7:50.8	+37.3	54	8:26.0	+35.5	45			
Penalty Time	6.7			6.2			6.1			1:06.1			1:25.1					
20	38	MINKKINEN Suvii		FIN								2	44:16.4	+3:00.8	20			
Cumulative Time	9:19.8	+1:22.7	52	18:47.3	+2:21.6	51	27:18.5	+2:25.5	38	35:55.2	+2:38.8	20	44:16.4	+3:00.8	20			
Loop Time	9:19.8	+1:22.7	52	9:27.5	+1:13.6 =44		8:31.2	+23.9	15	8:36.7	+34.0	12	8:21.2	+30.7	38			
Ski Time	8:19.8	+23.6 =28		16:47.3	+45.5	28	25:18.5	+1:08.8	27	33:55.2	+1:38.8	30	42:16.4	+2:07.7	30			
Shooting	1	27.7	+6.5 =19	1	23.6	+2.9	10	0	27.3	+4.0	11	0	23.5	+3.0	8			
Range Time	47.8	+6.5 =10		45.0	+3.3 =9		47.9	+4.0	7	44.4	+2.4	4	3:05.1	+9.4	6			
Course Time	7:25.3	+23.7 =41		7:36.4	+28.8 =43		7:36.3	+28.3	39	7:46.0	+32.5	47	8:21.2	+30.7	38			
Penalty Time	1:06.7			1:06.1			7.0			6.3			2:26.1					
21	49	FREED Margie		USA								1	44:19.9	+3:04.3	21			
Cumulative Time	8:30.0	+32.9	27	18:20.5	+1:54.8	40	27:04.3	+2:11.3	32	35:55.3	+2:38.9	21	44:19.9	+3:04.3	21			
Loop Time	8:30.0	+32.9	27	9:50.5	+1:36.6	61	8:43.8	+36.5	33	8:51.0	+48.3	21	8:24.6	+34.1	42			
Ski Time	8:30.0	+33.8 =54		17:20.5	+1:18.7	65	26:04.3	+1:54.6	56	34:55.3	+2:38.9	56	43:19.9	+3:11.2	54			
Shooting	0	37.6	+16.4	82	1	43.3	+22.6	87	0	40.3	+17.0	80	0	39.9	+19.4 =83			
Range Time	58.5	+17.2	80	1:05.6	+23.9	87	1:03.3	+19.4 =79		1:00.8	+18.8	79	4:08.2	+1:12.5	84			
Course Time	7:24.9	+23.3	40	7:37.4	+29.8	48	7:33.8	+25.8	31	7:44.3	+30.8	43	8:24.6	+34.1	42			
Penalty Time	6.6			1:07.5			6.7			5.9			1:26.7					



WED 11 FEB 2026

Start Time 14:15

End Time 15:46

Competition Analysis

Analisi della gara / Wettkampfanalyse / Analyses de l'épreuve

Rank	Bib	Name	NOC Code		T		Result		Behind	Rank						
Loop 1		Loop 2		Loop 3		Loop 4		Loop 5		Result	Behind	Rank				
Time	Rank	Time	Rank	Time	Rank	Time	Rank	Time	Rank							
22	65	BENDIKA Baiba	LAT		4		44:20.8	+3:05.2	22							
Cumulative Time	8:06.4	+9.3	4	17:12.0	+46.3	14	27:20.0	+2:27.0	39	36:30.3	+3:13.9	29	44:20.8	+3:05.2	22	
Loop Time	8:06.4	+9.3	4	9:05.6	+51.7	29	10:08.0	+2:00.7	75	9:10.3	+1:07.6	31	7:50.5	0.0	1	
Ski Time	8:06.4	+10.2	6	16:12.0	+10.2	4	24:20.0	+10.3	3	32:30.3	+13.9	3	40:20.8	+12.1	3	
Shooting	0	30.9	+9.7	48	1	23.9	+3.2	11	2	31.8	+8.5	37	1	27.9	+7.4	42
Range Time	51.5	+10.2	=35	45.0	+3.3	=9	53.5	+9.6	=36	47.9	+5.9	32	3:17.9	+22.2	18	
Course Time	7:08.7	+7.1	5	7:14.4	+6.8	3	7:08.0	0.0	1	7:16.1	+2.6	4	7:50.5	0.0	1	
Penalty Time	6.2			1:06.2			2:06.5			1:06.3			4:25.2			
23	7	SIDOROWICZ Natalia	POL		2		44:22.0	+3:06.4	23							
Cumulative Time	8:23.2	+26.1	18	17:59.4	+1:33.7	31	26:39.0	+1:46.0	23	36:09.1	+2:52.7	25	44:22.0	+3:06.4	23	
Loop Time	8:23.2	+26.1	18	9:36.2	+1:22.3	53	8:39.6	+32.3	26	9:30.1	+1:27.4	41	8:12.9	+22.4	23	
Ski Time	8:23.2	+27.0	39	16:59.4	+57.6	43	25:39.0	+1:29.3	43	34:09.1	+1:52.7	38	42:22.0	+2:13.3	36	
Shooting	0	29.2	+8.0	=32	1	33.2	+12.5	71	0	30.5	+7.2	24	1	24.4	+3.9	=15
Range Time	49.8	+8.5	=22	53.2	+11.5	=56	51.8	+7.9	21	46.4	+4.4	=18	3:21.2	+25.5	27	
Course Time	7:26.3	+24.7	=48	7:36.5	+28.9	45	7:40.2	+32.2	47	7:37.2	+23.7	27	8:12.9	+22.4	23	
Penalty Time	7.1			1:06.5			7.6			1:06.5			2:27.7			
24	69	PARADIS Pascale	CAN		2		44:30.5	+3:14.9	24							
Cumulative Time	8:10.6	+13.5	6	17:37.6	+1:11.9	24	27:22.9	+2:29.9	41	36:12.7	+2:56.3	27	44:30.5	+3:14.9	24	
Loop Time	8:10.6	+13.5	6	9:27.0	+1:13.1	43	9:45.3	+1:38.0	64	8:49.8	+47.1	19	8:17.8	+27.3	=31	
Ski Time	8:10.6	+14.4	10	16:37.6	+35.8	15	25:22.9	+1:13.2	31	34:12.7	+1:56.3	40	42:30.5	+2:21.8	37	
Shooting	0	33.0	+11.8	65	1	31.8	+11.1	=64	1	36.1	+12.8	=68	0	33.9	+13.4	71
Range Time	55.0	+13.7	=61	53.6	+11.9	=59	59.3	+15.4	=71	57.2	+15.2	=73	3:45.1	+49.4	70	
Course Time	7:09.3	+7.7	6	7:26.8	+19.2	19	7:38.8	+30.8	46	7:45.8	+32.3	46	8:17.8	+27.3	=31	
Penalty Time	6.3			1:06.6			1:07.2			6.8			2:26.9			
25	28	KNOTTEN Karoline Offigstad	NOR		2		44:34.1	+3:18.5	25							
Cumulative Time	8:20.3	+23.2	16	17:53.5	+1:27.8	30	26:32.0	+1:39.0	21	36:07.2	+2:50.8	24	44:34.1	+3:18.5	25	
Loop Time	8:20.3	+23.2	16	9:33.2	+1:19.3	50	8:38.5	+31.2	24	9:35.2	+1:32.5	48	8:26.9	+36.4	=46	
Ski Time	8:20.3	+24.1	31	16:53.5	+51.7	37	25:32.0	+1:22.3	=37	34:07.2	+1:50.8	35	42:34.1	+2:25.4	39	
Shooting	0	25.5	+4.3	8	1	25.6	+4.9	=26	0	26.3	+3.0	=5	1	28.2	+7.7	44
Range Time	45.8	+4.5	6	46.9	+5.2	21	47.8	+3.9	6	49.6	+7.6	42	3:10.1	+14.4	11	
Course Time	7:26.9	+25.3	51	7:39.5	+31.9	51	7:42.8	+34.8	53	7:39.4	+25.9	31	8:26.9	+36.4	=46	
Penalty Time	7.6			1:06.8			7.9			1:06.2			2:28.5			
26	59	MENG Fanqi	CHN		1		44:37.0	+3:21.4	26							
Cumulative Time	8:40.7	+43.6	38	18:16.1	+1:50.4	38	26:48.8	+1:55.8	24	35:58.9	+2:42.5	22	44:37.0	+3:21.4	26	
Loop Time	8:40.7	+43.6	38	9:35.4	+1:21.5	=51	8:32.7	+25.4	17	9:10.1	+1:07.4	30	8:38.1	+47.6	=60	
Ski Time	8:40.7	+44.5	78	17:16.1	+1:14.3	56	25:48.8	+1:39.1	49	34:58.9	+2:42.5	58	43:37.0	+3:28.3	59	
Shooting	0	33.3	+12.1	=69	1	36.4	+15.7	79	0	36.1	+12.8	=68	0	38.8	+18.3	80
Range Time	55.1	+13.8	=64	57.4	+15.7	=75	58.0	+14.1	66	1:00.5	+18.5	78	3:51.0	+55.3	76	
Course Time	7:39.4	+37.8	=77	7:32.4	+24.8	32	7:28.1	+20.1	19	8:03.5	+50.0	70	8:38.1	+47.6	=60	
Penalty Time	6.2			1:05.6			6.6			6.1			1:24.5			
27	36	HAUSER Lisa Theresa	AUT		3		44:37.7	+3:22.1	27							
Cumulative Time	8:14.7	+17.6	11	16:40.5	+14.8	3	25:05.5	+12.5	3	36:23.6	+3:07.2	28	44:37.7	+3:22.1	27	
Loop Time	8:14.7	+17.6	11	8:25.8	+11.9	6	8:25.0	+17.7	5	11:18.1	+3:15.4	83	8:14.1	+23.6	27	
Ski Time	8:14.7	+18.5	18	16:40.5	+38.7	19	25:05.5	+55.8	17	33:23.6	+1:07.2	11	41:37.7	+1:29.0	12	
Shooting	0	27.5	+6.3	=17	0	24.0	+3.3	=12	0	32.0	+8.7	=38	3	25.4	+4.9	21
Range Time	48.2	+6.9	13	46.3	+4.6	19	53.7	+9.8	=39	46.2	+4.2	15	3:14.4	+18.7	15	
Course Time	7:20.1	+18.5	27	7:33.4	+25.8	35	7:24.7	+16.7	15	7:25.9	+12.4	11	8:14.1	+23.6	27	
Penalty Time	6.4			6.1			6.6			3:06.0			3:25.1			
28	66	KUELM Susan	EST		1		44:43.1	+3:27.5	28							
Cumulative Time	9:33.7	+1:36.6	64	18:14.6	+1:48.9	36	27:10.3	+2:17.3	35	35:59.8	+2:43.4	23	44:43.1	+3:27.5	28	
Loop Time	9:33.7	+1:36.6	64	8:40.9	+27.0	16	8:55.7	+48.4	41	8:49.5	+46.8	18	8:43.3	+52.8	70	
Ski Time	8:33.7	+37.5	61	17:14.6	+1:12.8	54	26:10.3	+2:00.6	=60	34:59.8	+2:43.4	60	43:43.1	+3:34.4	60	
Shooting	1	25.4	+4.2	7	0	22.6	+1.9	8	0	26.6	+3.3	=7	0	25.1	+4.6	20
Range Time	48.4	+7.1	15	44.8	+3.1	=7	49.5	+5.6	=10	46.0	+4.0	=12	3:08.7	+13.0	8	
Course Time	7:37.8	+36.2	76	7:49.4	+41.8	67	7:58.8	+50.8	73	7:57.1	+43.6	65	8:43.3	+52.8	70	
Penalty Time	1:07.5			6.7			7.4			6.4			1:28.0			



WED 11 FEB 2026

Start Time 14:15

End Time 15:46

Competition Analysis

Analisi della gara / Wettkampfanalyse / Analyses de l'épreuve

Rank	Bib	Name	NOC Code		T		Loop 1		Loop 2		Loop 3		Loop 4		Loop 5		Result	Behind	Rank		
								Time	Rank	Time	Rank	Time	Rank	Time	Rank	Time	Rank				
29	80	LEINAMO Sonja	FIN		3		44:44.8		+3:29.2		29										
Cumulative Time		9:18.4	+1:21.3	50	19:44.9	+3:19.2	69	28:13.5	+3:20.5	51	36:39.3	+3:22.9	31	8:05.5	+15.0	14	44:44.8	+3:29.2	29		
Loop Time		9:18.4	+1:21.3	50	10:26.5	+2:12.6	71	8:28.6	+21.3	=10	8:25.8	+23.1	6								
Ski Time		8:18.4	+22.2	23	16:44.9	+43.1	25	25:13.5	+1:03.8	24	33:39.3	+1:22.9	20				41:44.8	+1:36.1	17		
Shooting		1	29.7	+8.5	=37	2	28.5	+7.8	=45	0	39.5	+16.2	77	0	28.1	+7.6	43	3	2:05.9	+34.0	58
Range Time			51.3	+10.0	32		49.9	+8.2	=41		1:02.1	+18.2	77		51.5	+9.5	49		3:34.8	+39.1	59
Course Time			7:20.0	+18.4	26		7:30.2	+22.6	27		7:19.6	+11.6	6		7:27.8	+14.3	13		8:05.5	+15.0	14
Penalty Time			1:07.1				2:06.4				6.9				6.5				3:26.9		
30	75	AUCHENTALLER Hannah	ITA		2		44:47.4		+3:31.8		30										
Cumulative Time		8:30.1	+33.0	28	18:00.1	+1:34.4	32	27:53.8	+3:00.8	48	36:39.8	+3:23.4	33	8:07.6	+17.1	16	44:47.4	+3:31.8	30		
Loop Time		8:30.1	+33.0	28	9:30.0	+1:16.1	48	9:53.7	+1:46.4	65	8:46.0	+43.3	17								
Ski Time		8:30.1	+33.9	56	17:00.1	+58.3	45	25:53.8	+1:44.1	51	34:39.8	+2:23.4	51				42:47.4	+2:38.7	43		
Shooting		0	29.7	+8.5	=37	1	26.5	+5.8	34	1	32.8	+9.5	48	0	27.8	+7.3	41	2	1:57.0	+25.1	33
Range Time			49.8	+8.5	=22		47.4	+5.7	23		53.7	+9.8	=39		49.2	+7.2	=39		3:20.1	+24.4	=23
Course Time			7:33.2	+31.6	=64		7:37.0	+29.4	46		7:53.1	+45.1	66		7:50.7	+37.2	=52		8:07.6	+17.1	16
Penalty Time			7.1				1:05.6				1:06.9				6.1				2:25.7		
31	51	CHARVATOVA Lucie	CZE		3		44:48.0		+3:32.4		31										
Cumulative Time		8:15.8	+18.7	13	18:41.3	+2:15.6	50	27:11.0	+2:18.0	36	36:39.6	+3:23.2	32	8:08.4	+17.9	18	44:48.0	+3:32.4	31		
Loop Time		8:15.8	+18.7	13	10:25.5	+2:11.6	70	8:29.7	+22.4	14	9:28.6	+1:25.9	39								
Ski Time		8:15.8	+19.6	20	16:41.3	+39.5	22	25:11.0	+1:01.3	22	33:39.6	+1:23.2	21				41:48.0	+1:39.3	19		
Shooting		0	27.9	+6.7	22	2	25.9	+5.2	=29	0	27.5	+4.2	=12	1	29.9	+9.4	60	3	1:51.3	+19.4	19
Range Time			50.3	+9.0	27		49.2	+7.5	38		49.8	+5.9	13		52.8	+10.8	59		3:22.1	+26.4	29
Course Time			7:19.2	+17.6	22		7:30.5	+22.9	29		7:33.6	+25.6	29		7:29.8	+16.3	15		8:08.4	+17.9	18
Penalty Time			6.3				2:05.8				6.3				1:06.0				3:24.4		
32	63	GANDLER Anna	AUT		2		44:50.1		+3:34.5		32										
Cumulative Time		8:30.9	+33.8	30	19:09.6	+2:43.9	55	27:32.0	+2:39.0	46	36:12.0	+2:55.6	26	8:38.1	+47.6	=60	44:50.1	+3:34.5	32		
Loop Time		8:30.9	+33.8	30	10:38.7	+2:24.8	78	8:22.4	+15.1	4	8:40.0	+37.3	16								
Ski Time		8:30.9	+34.7	58	17:09.6	+1:07.8	50	25:32.0	+1:22.3	=37	34:12.0	+1:55.6	39				42:50.1	+2:41.4	44		
Shooting		0	37.9	+16.7	83	2	48.3	+27.6	90	0	31.1	+7.8	=29	0	27.4	+6.9	=37	2	2:24.9	+53.0	79
Range Time			58.8	+17.5	82		1:09.7	+28.0	89		52.4	+8.5	=26		49.2	+7.2	=39		3:50.1	+54.4	74
Course Time			7:25.3	+23.7	=41		7:22.0	+14.4	7		7:23.4	+15.4	11		7:44.1	+30.6	42		8:38.1	+47.6	=60
Penalty Time			6.8				2:07.0				6.6				6.7				2:27.1		
33	16	CLOETENS Maya	BEL		2		44:52.1		+3:36.5		33										
Cumulative Time		9:35.3	+1:38.2	66	19:16.3	+2:50.6	57	28:06.6	+3:13.6	49	36:41.9	+3:25.5	34	8:10.2	+19.7	20	44:52.1	+3:36.5	33		
Loop Time		9:35.3	+1:38.2	66	9:41.0	+1:27.1	56	8:50.3	+43.0	37	8:35.3	+32.6	10								
Ski Time		8:35.3	+39.1	66	17:16.3	+1:14.5	57	26:06.6	+1:56.9	59	34:41.9	+2:25.5	52				42:52.1	+2:43.4	=45		
Shooting		1	33.3	+12.1	=69	1	31.4	+10.7	=60	0	40.4	+17.1	81	0	26.3	+5.8	30	2	2:11.6	+39.7	=67
Range Time			56.4	+15.1	75		53.8	+12.1	61		1:02.9	+19.0	78		48.0	+6.0	33		3:41.1	+45.4	67
Course Time			7:31.6	+30.0	59		7:40.8	+33.2	53		7:41.2	+33.2	49		7:41.2	+27.7	35		8:10.2	+19.7	20
Penalty Time			1:07.3				1:06.4				6.2				6.1				2:26.0		
34	26	IRWIN Deedra	USA		3		44:57.6		+3:42.0		34										
Cumulative Time		8:13.2	+16.1	9	17:48.6	+1:22.9	28	26:17.1	+1:24.1	18	36:46.2	+3:29.8	37	8:11.4	+20.9	22	44:57.6	+3:42.0	34		
Loop Time		8:13.2	+16.1	9	9:35.4	+1:21.5	=51	8:28.5	+21.2	9	10:29.1	+2:26.4	69								
Ski Time		8:13.2	+17.0	14	16:48.6	+46.8	30	25:17.1	+1:07.4	26	33:46.2	+1:29.8	25				41:57.6	+1:48.9	24		
Shooting		0	26.5	+5.3	12	1	31.0	+10.3	56	0	30.1	+6.8	23	2	35.2	+14.7	74	3	2:03.0	+31.1	51
Range Time			48.8	+7.5	18		54.4	+12.7	=66		52.4	+8.5	=26		57.8	+15.8	75		3:33.4	+37.7	56
Course Time			7:17.3	+15.7	19		7:34.4	+26.8	39		7:29.5	+21.5	22		7:25.2	+11.7	=9		8:11.4	+20.9	22
Penalty Time			7.1				1:06.6				6.6				2:06.1				3:26.4		
35	68	GASPARIN Aita	SUI		2		44:58.2		+3:42.6		35										
Cumulative Time		8:25.2	+28.1	21	17:10.5	+44.8	13	25:43.7	+50.7	8	36:32.9	+3:16.5	30	8:25.3	+34.8	44	44:58.2	+3:42.6	35		
Loop Time		8:25.2	+28.1	21	8:45.3	+31.4	20	8:33.2	+25.9	18	10:49.2	+2:46.5	74								
Ski Time		8:25.2	+29.0	47	17:10.5	+1:08.7	51	25:43.7	+1:34.0	47	34:32.9	+2:16.5	48				42:58.2	+2:49.5	49		
Shooting		0	28.9	+7.7	30	0	39.7	+19.0	84	0	26.9	+3.6	9	2	30.7	+10.2	61	2	2:06.4	+34.5	60
Range Time			51.5	+10.2	=35		1:01.7	+20.0	83		48.5	+4.6	8		52.5	+10.5	57		3:34.2	+38.5	57
Course Time			7:26.8	+25.2	50		7:37.5	+29.9	49		7:38.0	+30.0	44		7:50.4	+36.9	51		8:25.3	+34.8	44
Penalty Time			6.9				6.1				6.7				2:06.3				2:26.0		



WED 11 FEB 2026

Start Time 14:15

End Time 15:46

Competition Analysis

Analisi della gara / Wettkampfanalyse / Analyses de l'épreuve

Rank	Bib	Name	NOC Code		T															
Loop 1		Loop 2		Loop 3		Loop 4		Loop 5		Result	Behind	Rank								
Time	Rank	Time	Rank	Time	Rank	Time	Rank	Time	Rank											
36	57	VOLFA Estere	LAT		3		45:07.7	+3:52.1	36											
Cumulative Time	9:24.3	+1:27.2	59	18:53.6	+2:27.9	52	27:30.0	+2:37.0	45	37:04.7	+3:48.3	42	45:07.7	+3:52.1	36					
Loop Time	9:24.3	+1:27.2	59	9:29.3	+1:15.4	46	8:36.4	+29.1	22	9:34.7	+1:32.0	47	8:03.0	+12.5	13					
Ski Time	8:24.3	+28.1	=43	16:53.6	+51.8	38	25:30.0	+1:20.3	35	34:04.7	+1:48.3	33	42:07.7	+1:59.0	27					
Shooting	1	29.2	+8.0 =32	1	27.8	+7.1	40	0	32.6	+9.3	44	1	26.1	+5.6 =28	3	1:55.8	+23.9	30		
Range Time	51.4	+10.1	=33	49.9	+8.2	=41	53.9	+10.0	42	47.4	+5.4	=23	3:22.6	+26.9	30					
Course Time	7:26.3	+24.7	=48	7:33.1	+25.5	34	7:36.0	+28.0	38	7:41.4	+27.9	37	8:03.0	+12.5	13	38:19.8	+1:56.1	31		
Penalty Time	1:06.6			1:06.3			6.5			1:05.9			3:25.3							
37	50	VITTOZZI Lisa	ITA		4		45:09.3	+3:53.7	37											
Cumulative Time	8:56.2	+59.1	42	18:10.4	+1:44.7	35	27:24.3	+2:31.3	42	36:48.5	+3:32.1	39	45:09.3	+3:53.7	37					
Loop Time	8:56.2	+59.1	42	9:14.2	+1:00.3	32	9:13.9	+1:06.6	46	9:24.2	+1:21.5	36	8:20.8	+30.3	37					
Ski Time	7:56.2	0.0	1	16:10.4	+8.6	3	24:24.3	+14.6	4	32:48.5	+32.1	4	41:09.3	+1:00.6	4					
Shooting	1	21.2	0.0	1	24.6	+3.9	18	1	23.3	0.0	1	1	22.6	+2.1	4	4	1:31.9	0.0	1	
Range Time	41.3	0.0	1	45.9	+4.2	=17	43.9	0.0	1	44.6	+2.6	5	2:55.7	0.0	=1					
Course Time	7:07.7	+6.1	4	7:21.7	+14.1	6	7:22.9	+14.9	9	7:32.7	+19.2	20	8:20.8	+30.3	37	37:45.8	+1:22.1	12		
Penalty Time	1:07.2			1:06.6			1:07.1			1:06.9			4:27.8							
38	30	KLEMENCIC Polona	SLO		4		45:09.9	+3:54.3	38											
Cumulative Time	9:04.3	+1:07.2	44	17:18.2	+52.5	=17	26:38.6	+1:45.6	22	36:56.1	+3:39.7	40	45:09.9	+3:54.3	38					
Loop Time	9:04.3	+1:07.2	44	8:13.9	0.0	1	9:20.4	+1:13.1	50	10:17.5	+2:14.8	66	8:13.8	+23.3	26					
Ski Time	8:04.3	+8.1	5	16:18.2	+16.4	6	24:38.6	+28.9	6	32:56.1	+39.7	5	41:09.9	+1:01.2	5					
Shooting	1	26.6	+5.4	13	0	24.2	+3.5	14	1	27.5	+4.2	=12	2	25.6	+5.1	25	4	1:44.1	+12.2	11
Range Time	47.8	+6.5	=10	45.1	+3.4	=11	49.9	+6.0	14	46.3	+4.3	=16	3:09.1	+13.4	9					
Course Time	7:10.3	+8.7	7	7:22.7	+15.1	8	7:24.4	+16.4	13	7:25.2	+11.7	=9	8:13.8	+23.3	26	37:36.4	+1:12.7	7		
Penalty Time	1:06.2			6.1			1:06.1			2:06.0			4:24.4							
39	44	BASERGA Amy	SUI		3		45:10.0	+3:54.4	39											
Cumulative Time	9:16.8	+1:19.7	49	18:32.8	+2:07.1	45	27:09.5	+2:16.5	34	36:47.1	+3:30.7	38	45:10.0	+3:54.4	39					
Loop Time	9:16.8	+1:19.7	49	9:16.0	+1:02.1	33	8:36.7	+29.4	23	9:37.6	+1:34.9	50	8:22.9	+32.4	=40					
Ski Time	8:16.8	+20.6	21	16:32.8	+31.0	10	25:09.5	+59.8	20	33:47.1	+1:30.7	26	42:10.0	+2:01.3	29					
Shooting	1	28.6	+7.4	29	1	24.5	+3.8	=16	0	31.5	+8.2	33	1	25.5	+5.0	=22	3	1:50.3	+18.4	16
Range Time	49.8	+8.5	=22	44.0	+2.3	4	52.6	+8.7	29	46.4	+4.4	=18	3:12.8	+17.1	=13					
Course Time	7:20.3	+18.7	28	7:26.0	+18.4	16	7:37.6	+29.6	43	7:44.7	+31.2	=44	8:22.9	+32.4	=40	38:31.5	+2:07.8	35		
Penalty Time	1:06.7			1:06.0			6.5			1:06.5			3:25.7							
40	32	BATOVSKA FIALKOVA Paulina	SVK		3		45:18.2	+4:02.6	40											
Cumulative Time	8:07.0	+9.9	5	17:30.9	+1:05.2	21	27:03.0	+2:10.0	30	36:44.5	+3:28.1	36	45:18.2	+4:02.6	40					
Loop Time	8:07.0	+9.9	5	9:23.9	+1:10.0	=40	9:32.1	+1:24.8	58	9:41.5	+1:38.8	53	8:33.7	+43.2	53					
Ski Time	8:07.0	+10.8	9	16:30.9	+29.1	9	25:03.0	+53.3	10	33:44.5	+1:28.1	24	42:18.2	+2:09.5	32					
Shooting	0	27.5	+6.3	=17	1	29.4	+8.7	47	1	32.7	+9.4	=45	1	30.9	+10.4	62	3	2:00.7	+28.8	43
Range Time	47.8	+6.5	=10	51.5	+9.8	49	53.5	+9.6	=36	53.9	+11.9	65	3:26.7	+31.0	40					
Course Time	7:12.3	+10.7	=9	7:25.7	+18.1	13	7:31.6	+23.6	24	7:40.6	+27.1	33	8:33.7	+43.2	53	38:23.9	+2:00.2	32		
Penalty Time	6.9			1:06.7			1:07.0			1:07.0			3:27.6							
41	52	OEBERG Hanna	SWE		3		45:20.2	+4:04.6	41											
Cumulative Time	10:13.7	+2:16.6	77	18:37.0	+2:11.3	47	27:05.3	+2:12.3	33	36:43.0	+3:26.6	35	45:20.2	+4:04.6	41					
Loop Time	10:13.7	+2:16.6	77	8:23.3	+9.4	5	8:28.3	+21.0	8	9:37.7	+1:35.0	=51	8:37.2	+46.7	58					
Ski Time	8:13.7	+17.5	=16	16:37.0	+35.2	14	25:05.3	+55.6	=15	33:43.0	+1:26.6	23	42:20.2	+2:11.5	34					
Shooting	2	26.2	+5.0	=10	0	21.0	+0.3	2	0	24.9	+1.6	3	1	21.6	+1.1	2	3	1:33.9	+2.0	4
Range Time	46.7	+5.4	8	42.9	+1.2	2	45.7	+1.8	3	42.6	+0.6	2	2:57.9	+2.2	4					
Course Time	7:19.7	+18.1	24	7:33.9	+26.3	=36	7:34.9	+26.9	34	7:48.5	+35.0	49	8:37.2	+46.7	58	38:54.2	+2:30.5	45		
Penalty Time	2:07.3			6.5			7.7			1:06.6			3:28.1							
42	25	HAECKI-GROSS Lena	SUI		3		45:21.0	+4:05.4	42											
Cumulative Time	9:23.6	+1:26.5	57	17:52.1	+1:26.4	29	26:31.8	+1:38.8	20	37:04.9	+3:48.5	43	45:21.0	+4:05.4	42					
Loop Time	9:23.6	+1:26.5	57	8:28.5	+14.6	7	8:39.7	+32.4	27	10:33.1	+2:30.4	72	8:16.1	+25.6	30					
Ski Time	8:23.6	+27.4	40	16:52.1	+50.3	35	25:31.8	+1:22.1	36	34:04.9	+1:48.5	34	42:21.0	+2:12.3	35					
Shooting	1	23.8	+2.6	3	0	21.2	+0.5	3	0	24.2	+0.9	2	2	23.9	+3.4	=11	3	1:33.2	+1.3	2
Range Time	45.6	+4.3	5	43.4	+1.7	3	46.3	+2.4	4	46.0	+4.0	=12	3:01.3	+5.6	5					
Course Time	7:31.5	+29.9	58	7:38.8	+31.2	50	7:46.9	+38.9	57	7:40.7	+27.2	34	8:16.1	+25.6	30	38:54.0	+2:30.3	44		
Penalty Time	1:06.5			6.3			6.5			2:06.4			3:25.7							



Competition Analysis

Analisi della gara / Wettkampfanalyse / Analyses de l'épreuve

Rank	Bib	Name	NOC Code		T											
Loop 1		Loop 2		Loop 3		Loop 4		Loop 5		Result	Behind	Rank				
Time	Rank	Time	Rank	Time	Rank	Time	Rank	Time	Rank							
43	35	ZUK Kamila	POL								4	45:39.3	+4:23.7	43		
Cumulative Time	11:19.8	+3:22.7	86	20:43.7	+4:18.0	80	29:18.6	+4:25.6	64	37:30.2	+4:13.8	46	45:39.3	+4:23.7	43	
Loop Time	11:19.8	+3:22.7	86	9:23.9	+1:10.0	=40	8:34.9	+27.6	19	8:11.6	+8.9	3	8:09.1	+18.6	19	
Ski Time	8:19.8	+23.6	=28	16:43.7	+41.9	24	25:18.6	+1:08.9	28	33:30.2	+1:13.8	16	41:39.3	+1:30.6	13	
Shooting	3	34.8	+13.6	76	1	22.5	+1.8	=6	0	31.2	+7.9	=31	0	24.2	+3.7	13
Range Time	55.6	+14.3	69	44.6	+2.9	6	52.9	+9.0	=30	45.0	+3.0	=7	3:18.1	+22.4	19	
Course Time	7:16.8	+15.2	=16	7:32.8	+25.2	33	7:34.6	+26.6	33	7:20.5	+7.0	5	8:09.1	+18.6	19	
Penalty Time	3:07.4			1:06.5			7.4			6.1			4:27.4			
44	11	STEINER Tamara	AUT								2	46:01.1	+4:45.5	44		
Cumulative Time	8:40.3	+43.2	=36	19:39.5	+3:13.8	67	28:41.0	+3:48.0	59	37:34.2	+4:17.8	49	46:01.1	+4:45.5	44	
Loop Time	8:40.3	+43.2	=36	10:59.2	+2:45.3	85	9:01.5	+54.2	44	8:53.2	+50.5	23	8:26.9	+36.4	=46	
Ski Time	8:40.3	+44.1	=76	17:39.5	+1:37.7	81	26:41.0	+2:31.3	77	35:34.2	+3:17.8	71	44:01.1	+3:52.4	65	
Shooting	0	32.5	+11.3	58	2	33.5	+12.8	72	0	36.7	+13.4	70	0	28.8	+8.3	=48
Range Time	54.0	+12.7	55	56.0	+14.3	73	58.6	+14.7	=68	51.8	+9.8	50	3:40.4	+44.7	65	
Course Time	7:39.9	+38.3	79	7:56.8	+49.2	=77	7:56.1	+48.1	70	7:55.1	+41.6	62	8:26.9	+36.4	=46	
Penalty Time	6.4			2:06.4			6.8			6.3			2:25.9			
45	72	MAKA Anna	POL								3	46:08.6	+4:53.0	45		
Cumulative Time	9:20.6	+1:23.5	=54	18:59.1	+2:33.4	53	28:35.5	+3:42.5	56	37:27.0	+4:10.6	44	46:08.6	+4:53.0	45	
Loop Time	9:20.6	+1:23.5	=54	9:38.5	+1:24.6	54	9:36.4	+1:29.1	60	8:51.5	+48.8	22	8:41.6	+51.1	67	
Ski Time	8:20.6	+24.4	=33	16:59.1	+57.3	42	25:35.5	+1:25.8	42	34:27.0	+2:10.6	45	43:08.6	+2:59.9	52	
Shooting	1	25.9	+4.7	9	1	24.5	+3.8	=16	1	30.0	+6.7	22	0	29.5	+9.0	=56
Range Time	47.5	+6.2	9	45.9	+4.2	=17	51.7	+7.8	20	52.3	+10.3	55	3:17.4	+21.7	=16	
Course Time	7:25.5	+23.9	=43	7:45.9	+38.3	=61	7:37.4	+29.4	42	7:52.2	+38.7	57	8:41.6	+51.1	67	
Penalty Time	1:07.6			1:06.7			1:07.3			7.0			3:28.6			
46	55	KUZMINA Anastasiya	SVK								2	46:11.8	+4:56.2	46		
Cumulative Time	8:18.9	+21.8	14	17:00.0	+34.3	7	27:01.2	+2:08.2	29	37:30.9	+4:14.5	47	46:11.8	+4:56.2	46	
Loop Time	8:18.9	+21.8	14	8:41.1	+27.2	17	10:01.2	+1:53.9	69	10:29.7	+2:27.0	71	8:40.9	+50.4	66	
Ski Time	8:18.9	+22.7	25	17:00.0	+58.2	44	26:01.2	+1:51.5	55	35:30.9	+3:14.5	69	44:11.8	+4:03.1	=68	
Shooting	0	29.9	+8.7	40	0	36.2	+15.5	78	1	38.5	+15.2	76	1	1:06.5	+46.0	90
Range Time	51.7	+10.4	=39	57.7	+16.0	78	59.8	+15.9	74	1:28.1	+46.1	90	4:17.3	+1:21.6	88	
Course Time	7:20.7	+19.1	30	7:37.1	+29.5	47	7:54.7	+46.7	68	7:55.4	+41.9	63	8:40.9	+50.4	66	
Penalty Time	6.5			6.3			1:06.7			1:06.2			2:25.7			
47	87	TRAUBAITE Judita	LTU								2	46:12.5	+4:56.9	47		
Cumulative Time	8:29.6	+32.5	26	18:27.2	+2:01.4	42	27:27.2	+2:34.2	44	37:27.6	+4:11.2	45	46:12.5	+4:56.9	47	
Loop Time	8:29.6	+32.5	26	9:57.5	+1:43.6	64	9:00.1	+52.8	42	10:00.4	+1:57.7	62	8:44.9	+54.4	74	
Ski Time	8:29.6	+33.4	52	17:27.1	+1:25.3	71	26:27.2	+2:17.5	71	35:27.6	+3:11.2	66	44:12.5	+4:03.8	70	
Shooting	0	28.1	+6.9	=24	1	31.3	+10.6	59	0	33.0	+9.7	51	1	29.1	+8.6	52
Range Time	49.5	+8.2	21	54.2	+12.5	64	55.5	+11.6	=50	52.2	+10.2	54	3:31.4	+35.7	49	
Course Time	7:33.1	+31.5	63	7:56.8	+49.2	=77	7:57.6	+49.6	=71	8:01.4	+47.9	69	8:44.9	+54.4	74	
Penalty Time	7.0			1:06.5			7.0			1:06.8			2:27.3			
48	79	KAPUSTOVA Ema	SVK								1	46:14.3	+4:58.7	48		
Cumulative Time	9:32.3	+1:35.2	63	18:24.9	+1:59.2	41	27:45.9	+2:52.9	47	37:04.4	+3:48.0	41	46:14.3	+4:58.7	48	
Loop Time	9:32.3	+1:35.2	63	8:52.6	+38.7	25	9:21.0	+1:13.7	51	9:18.5	+1:15.8	34	9:09.9	+1:19.4	86	
Ski Time	8:32.3	+36.1	59	17:24.9	+1:23.1	69	26:45.9	+2:36.2	79	36:04.4	+3:48.0	79	45:14.3	+5:05.6	82	
Shooting	1	31.6	+10.4	=52	0	24.8	+4.1	20	0	38.3	+15.0	75	0	24.3	+3.8	14
Range Time	52.3	+11.0	43	48.0	+6.3	28	1:01.2	+17.3	76	47.5	+5.5	=25	3:29.0	+33.3	46	
Course Time	7:33.2	+31.6	=64	7:57.7	+50.1	80	8:12.6	+1:04.6	83	8:24.2	+1:10.7	85	9:09.9	+1:19.4	86	
Penalty Time	1:06.8			6.9			7.2			6.8			1:27.7			
49	58	KIRKEEIDE Maren	NOR								5	46:17.7	+5:02.1	49		
Cumulative Time	10:22.7	+2:25.6	80	19:39.9	+3:14.2	68	29:03.5	+4:10.5	62	38:21.3	+5:04.9	56	46:17.7	+5:02.1	49	
Loop Time	10:22.7	+2:25.6	80	9:17.2	+1:03.3	35	9:23.6	+1:16.3	54	9:17.8	+1:15.1	33	7:56.4	+5.9	4	
Ski Time	8:22.7	+26.5	37	16:39.9	+38.1	17	25:03.5	+53.8	=12	33:21.3	+1:04.9	10	41:17.7	+1:09.0	7	
Shooting	2	35.5	+14.3	=78	1	28.3	+7.6	=43	1	33.5	+10.2	=53	1	27.3	+6.8	=35
Range Time	57.9	+16.6	=77	49.6	+7.9	40	55.6	+11.7	=53	49.4	+7.4	41	3:32.5	+36.8	54	
Course Time	7:16.2	+14.6	15	7:20.9	+13.3	5	7:19.1	+11.1	5	7:21.9	+8.4	8	7:56.4	+5.9	4	
Penalty Time	2:08.6			1:06.7			1:08.9			1:06.5			5:30.7			



WED 11 FEB 2026

Start Time 14:15

End Time 15:46

Competition Analysis

Analisi della gara / Wettkampfanalyse / Analyses de l'épreuve

Rank	Bib	Name	NOC Code		T															
Loop 1		Loop 2		Loop 3		Loop 4		Loop 5		Result	Behind	Rank								
Time	Rank	Time	Rank	Time	Rank	Time	Rank	Time	Rank											
50	34	ERMITS Regina	EST		2		46:18.6		+5:03.0		50									
Cumulative Time	9:46.8	+1:49.7	73	18:38.1	+2:12.4	48	28:40.7	+3:47.7	58	37:40.9	+4:24.5	50	46:18.6	+5:03.0	50					
Loop Time	9:46.8	+1:49.7	73	8:51.3	+37.4	23	10:02.6	+1:55.3	70	9:00.2	+57.5	25	8:37.7	+47.2	59					
Ski Time	8:46.8	+50.6	82	17:38.1	+1:36.3	80	26:40.7	+2:31.0	76	35:40.9	+3:24.5	74	44:18.6	+4:09.9	73					
Shooting	1	31.6	+10.4	=52	0	26.9	+6.2	37	1	34.4	+11.1	61	0	26.4	+5.9	=31	2	1:59.5	+27.6	40
Range Time		52.9	+11.6	51		48.7	+7.0	=35		57.1	+13.2	63		48.5	+6.5	34		3:27.2	+31.5	41
Course Time	7:47.9	+46.3	83	7:56.4	+48.8	76	7:59.1	+51.1	74	8:05.5	+52.0	72	8:37.7	+47.2	59			40:26.6	+4:02.9	75
Penalty Time	1:06.0			6.2			1:06.4			6.2								2:24.8		
51	74	JISLOVA Jessica	CZE		3		46:23.6		+5:08.0		51									
Cumulative Time	8:24.4	+27.3	20	17:02.4	+36.7	10	27:00.2	+2:07.2	28	37:58.6	+4:42.2	52	46:23.6	+5:08.0	51					
Loop Time	8:24.4	+27.3	20	8:38.0	+24.1	14	9:57.8	+1:50.5	68	10:58.4	+2:55.7	76	8:25.0	+34.5	43					
Ski Time	8:24.4	+28.2	45	17:02.4	+1:00.6	47	26:00.2	+1:50.5	54	34:58.6	+2:42.2	57	43:23.6	+3:14.9	56					
Shooting	0	32.4	+11.2	57	0	33.6	+12.9	73	1	42.1	+18.8	84	2	37.1	+16.6	77	3	2:25.4	+53.5	80
Range Time		55.0	+13.7	=61		55.3	+13.6	=70		1:05.7	+21.8	85		59.4	+17.4	76		3:55.4	+59.7	79
Course Time	7:22.8	+21.2	37	7:36.4	+28.8	=43	7:45.4	+37.4	56	7:52.3	+38.8	58	8:25.0	+34.5	43			39:01.9	+2:38.2	51
Penalty Time	6.6			6.3			1:06.7			2:06.7								3:26.3		
52	4	SLETTEMARK Ukaleq Astri	DEN		1		46:30.4		+5:14.8		52									
Cumulative Time	8:53.5	+56.4	40	18:02.3	+1:36.6	33	27:24.9	+2:31.9	43	37:32.9	+4:16.5	48	46:30.4	+5:14.8	52					
Loop Time	8:53.5	+56.4	40	9:08.8	+54.9	31	9:22.6	+1:15.3	53	10:08.0	+2:05.3	64	8:57.5	+1:07.0	81					
Ski Time	8:53.5	+57.3	83	18:02.3	+2:00.5	83	27:24.9	+3:15.2	84	36:32.9	+4:16.5	84	45:30.4	+5:21.7	84					
Shooting	0	27.7	+6.5	=19	0	21.9	+1.2	4	0	27.2	+3.9	10	1	21.8	+1.3	3	1	1:38.7	+6.8	6
Range Time		51.5	+10.2	=35		45.1	+3.4	=11		51.2	+7.3	=18		45.0	+3.0	=7		3:12.8	+17.1	=13
Course Time	7:55.6	+54.0	86	8:17.0	+1:09.4	87	8:24.2	+1:16.2	87	8:16.2	+1:02.7	81	8:57.5	+1:07.0	81			41:50.5	+5:26.8	86
Penalty Time	6.4			6.7			7.2			1:06.8								1:27.1		
53	31	DZHIMA Yuliia	UKR		3		46:31.3		+5:15.7		53									
Cumulative Time	8:36.0	+38.9	35	17:22.6	+56.9	19	26:06.2	+1:13.2	14	37:50.6	+4:34.2	51	46:31.3	+5:15.7	53					
Loop Time	8:36.0	+38.9	35	8:46.6	+32.7	21	8:43.6	+36.3	=31	11:44.4	+3:41.7	84	8:40.7	+50.2	65					
Ski Time	8:36.0	+39.8	68	17:22.6	+1:20.8	66	26:06.2	+1:56.5	58	34:50.6	+2:34.2	55	43:31.3	+3:22.6	57					
Shooting	0	31.4	+10.2	51	0	30.9	+10.2	55	0	32.2	+8.9	41	3	31.1	+10.6	63	3	2:05.8	+33.9	57
Range Time		51.8	+10.5	41		53.2	+11.5	=56		53.5	+9.6	=36		53.2	+11.2	61		3:31.7	+36.0	=50
Course Time	7:37.5	+35.9	74	7:46.7	+39.1	63	7:43.3	+35.3	54	7:44.7	+31.2	=44	8:40.7	+50.2	65			39:32.9	+3:09.2	60
Penalty Time	6.7			6.7			6.8			3:06.5								3:26.7		
54	1	CHU Yuanmeng	CHN		3		46:33.9		+5:18.3		54									
Cumulative Time	9:29.7	+1:32.6	61	19:20.3	+2:54.6	59	28:12.2	+3:19.2	50	37:59.3	+4:42.9	53	46:33.9	+5:18.3	54					
Loop Time	9:29.7	+1:32.6	61	9:50.6	+1:36.7	62	8:51.9	+44.6	=38	9:47.1	+1:44.4	58	8:34.6	+44.1	54					
Ski Time	8:29.7	+33.5	53	17:20.3	+1:18.5	=62	26:12.2	+2:02.5	62	34:59.3	+2:42.9	59	43:33.9	+3:25.2	58					
Shooting	1	33.1	+11.9	=66	1	29.5	+8.8	=48	0	34.0	+10.7	=57	1	28.8	+8.3	=48	3	2:05.6	+33.7	55
Range Time		54.8	+13.5	60		52.1	+10.4	50		55.5	+11.6	=50		50.2	+8.2	44		3:32.6	+36.9	55
Course Time	7:28.5	+26.9	53	7:52.2	+44.6	71	7:49.9	+41.9	=60	7:50.7	+37.2	=52	8:34.6	+44.1	54			39:35.9	+3:12.2	62
Penalty Time	1:06.4			1:06.3			6.5			1:06.2								3:25.4		
55	43	GROTIAN Selina	GER		4		46:39.8		+5:24.2		55									
Cumulative Time	8:13.3	+16.2	10	16:42.2	+16.5	4	28:19.0	+3:26.0	52	38:01.2	+4:44.8	54	46:39.8	+5:24.2	55					
Loop Time	8:13.3	+16.2	10	8:28.9	+15.0	8	11:36.8	+3:29.5	88	9:42.2	+1:39.5	54	8:38.6	+48.1	=62					
Ski Time	8:13.3	+17.1	15	16:42.2	+40.4	23	25:19.0	+1:09.3	29	34:01.2	+1:44.8	32	42:39.8	+2:31.1	41					
Shooting	0	28.5	+7.3	28	0	26.2	+5.5	33	3	38.2	+14.9	74	1	24.9	+4.4	18	4	1:58.0	+26.1	37
Range Time		50.7	+9.4	29		48.5	+6.8	33		59.7	+15.8	73		46.1	+4.1	14		3:25.0	+29.3	36
Course Time	7:15.0	+13.4	13	7:34.1	+26.5	38	7:29.3	+21.3	21	7:49.8	+36.3	50	8:38.6	+48.1	=62			38:46.8	+2:23.1	43
Penalty Time	7.6			6.3			3:07.8			1:06.3								4:28.0		
56	12	HAMALAINEN Inka	FIN		3		46:49.5		+5:33.9		56									
Cumulative Time	9:37.3	+1:40.2	69	18:20.3	+1:54.6	39	29:23.6	+4:30.6	68	38:14.0	+4:57.6	55	46:49.5	+5:33.9	56					
Loop Time	9:37.3	+1:40.2	69	8:43.0	+29.1	19	11:03.3	+2:56.0	83	8:50.4	+47.7	20	8:35.5	+45.0	55					
Ski Time	8:37.3	+41.1	72	17:20.3	+1:18.5	=62	26:23.6	+2:13.9	66	35:14.0	+2:57.6	=62	43:49.5	+3:40.8	63					
Shooting	1	30.5	+9.3	44	0	24.0	+3.3	=12	2	37.8	+14.5	72	0	25.5	+5.0	=22	3	1:57.9	+26.0	36
Range Time		51.0	+9.7	31		44.8	+3.1	=7		58.8	+14.9	70		46.3	+4.3	=16		3:20.9	+25.2	26
Course Time	7:39.4	+37.8	=77	7:51.7	+44.1	69	7:57.6	+49.6	=71	7:57.6	+44.1	66	8:35.5	+45.0	55			40:01.8	+3:38.1	66
Penalty Time	1:06.9			6.5			2:06.9			6.5								3:26.8		



Competition Analysis

Analisi della gara / Wettkampfanalyse / Analyses de l'épreuve

Rank	Bib	Name	NOC Code		T													
		Loop 1		Loop 2		Loop 3		Loop 4		Loop 5		Result						
		Time	Rank	Time	Rank	Time	Rank	Time	Rank	Time	Rank	Result	Behind	Rank				
57	17	TOMINGAS Tuuli			EST										4	46:54.7	+5:39.1	57
Cumulative Time	9:40.9	+1:43.8	72	19:11.5	+2:45.8	56	28:49.0	+3:56.0	61	38:31.8	+5:15.4	61						
Loop Time	9:40.9	+1:43.8	72	9:30.6	+1:16.7	49	9:37.5	+1:30.2	62	9:42.8	+1:40.1	55	8:22.9	+32.4	=40			
Ski Time	8:40.9	+44.7	79	17:11.5	+1:09.7	52	25:49.0	+1:39.3	50	34:31.8	+2:15.4	47						
Shooting	1	30.6	+9.4	45	1	27.6	+6.9	39	1	35.6	+12.3	67	1	32.2	+11.7	66		
Range Time		53.2	+11.9	53		48.7	+7.0	=35		57.5	+13.6	65		55.3	+13.3	69		
Course Time	7:41.6	+40.0	80	7:36.0	+28.4	42	7:33.7	+25.7	30	7:41.3	+27.8	36	8:22.9	+32.4	=40			
Penalty Time		1:06.1			1:05.9			1:06.3			1:06.2					4:24.5		
58	15	BULINA Sanita			LAT										3	46:55.5	+5:39.9	58
Cumulative Time	9:37.4	+1:40.3	70	18:29.9	+2:04.2	43	28:33.2	+3:40.2	55	38:27.4	+5:11.0	59						
Loop Time	9:37.4	+1:40.3	70	8:52.5	+38.6	24	10:03.3	+1:56.0	71	9:54.2	+1:51.5	61	8:28.1	+37.6	49			
Ski Time	8:37.4	+41.2	73	17:29.9	+1:28.1	74	26:33.2	+2:23.5	72	35:27.4	+3:11.0	65						
Shooting	1	35.6	+14.4	80	0	31.5	+10.8	62	1	43.3	+20.0	68	3	2:23.2	+51.3	76		
Range Time		57.9	+16.6	=77		54.1	+12.4	=62		1:05.1	+21.2	84		55.6	+13.6	70		
Course Time	7:33.0	+31.4	62	7:51.9	+44.3	70	7:51.2	+43.2	63	7:51.8	+38.3	56	8:28.1	+37.6	49			
Penalty Time		1:06.5			6.5			1:07.0			1:06.8					3:26.8		
59	33	TODOROVA Milena			BUL										5	47:02.9	+5:47.3	59
Cumulative Time	9:20.7	+1:23.6	56	19:49.4	+3:23.7	72	29:21.4	+4:28.4	66	38:48.3	+5:31.9	63						
Loop Time	9:20.7	+1:23.6	56	10:28.7	+2:14.8	76	9:32.0	+1:24.7	57	9:26.9	+1:24.2	38	8:14.6	+24.1	28			
Ski Time	8:20.7	+24.5	35	16:49.4	+47.6	32	25:21.4	+1:11.7	30	33:48.3	+1:31.9	28						
Shooting	1	32.7	+11.5	=61	2	35.3	+14.6	=76	1	30.6	+7.3	25	1	28.6	+8.1	=46		
Range Time		53.1	+11.8	52		56.3	+14.6	74		51.9	+8.0	22		48.8	+6.8	37		
Course Time	7:21.2	+19.6	32	7:25.8	+18.2	14	7:33.3	+25.3	27	7:32.1	+18.6	19	8:14.6	+24.1	28			
Penalty Time		1:06.4			2:06.6			1:06.8			1:06.0					5:25.8		
60	13	KOZICA Anika			CRO										2	47:11.3	+5:55.7	60
Cumulative Time	8:54.5	+57.4	41	18:03.0	+1:37.3	34	27:17.0	+2:24.0	37	38:26.5	+5:10.1	57						
Loop Time	8:54.5	+57.4	41	9:08.5	+54.6	30	9:14.0	+1:06.7	47	11:09.5	+3:06.8	79	8:44.8	+54.3	73			
Ski Time	8:54.5	+58.3	84	18:03.0	+2:01.2	84	27:17.0	+3:07.3	83	36:26.5	+4:10.1	83						
Shooting	0	27.3	+6.1	15	0	28.0	+7.3	41	0	33.5	+10.2	=53	2	29.6	+9.1	58		
Range Time		49.4	+8.1	20		50.5	+8.8	43		57.0	+13.1	=61		52.0	+10.0	52		
Course Time	7:58.0	+56.4	89	8:11.3	+1:03.7	85	8:10.0	+1:02.0	80	8:10.8	+57.3	76	8:44.8	+54.3	73			
Penalty Time		7.1			6.7			7.0			2:06.7					2:27.5		
61	78	CHALYK Daryna			UKR										3	47:14.8	+5:59.2	61
Cumulative Time	9:34.5	+1:37.4	65	19:17.0	+2:51.3	58	29:22.7	+4:29.7	67	38:26.9	+5:10.5	58						
Loop Time	9:34.5	+1:37.4	65	9:42.5	+1:28.6	57	10:05.7	+1:58.4	74	9:04.2	+1:01.5	26	8:47.9	+57.4	76			
Ski Time	8:34.5	+38.3	=64	17:17.0	+1:15.2	60	26:22.7	+2:13.0	65	35:26.9	+3:10.5	64						
Shooting	1	33.2	+12.0	68	1	25.2	+4.5	=22	1	32.9	+9.6	=49	0	25.8	+5.3	27		
Range Time		54.5	+13.2	59		47.0	+5.3	22		55.2	+11.3	=48		47.7	+5.7	31		
Course Time	7:33.3	+31.7	66	7:49.2	+41.6	66	8:03.6	+55.6	77	8:10.0	+56.5	75	8:47.9	+57.4	76			
Penalty Time		1:06.7			1:06.3			1:06.9			6.5					3:26.4		
62	76	ANDEXER Anna			AUT										5	47:16.7	+6:01.1	62
Cumulative Time	9:20.5	+1:23.4	53	20:56.9	+4:31.2	81	29:32.5	+4:39.5	70	39:08.6	+5:52.2	64						
Loop Time	9:20.5	+1:23.4	53	11:36.4	+3:22.5	87	8:35.6	+28.3	21	9:36.1	+1:33.4	49	8:08.1	+17.6	17			
Ski Time	8:20.5	+24.3	32	16:56.9	+55.1	39	25:32.5	+1:22.8	=39	34:08.6	+1:52.2	36						
Shooting	1	32.7	+11.5	=61	3	39.4	+18.7	83	0	33.5	+10.2	=53	1	29.8	+9.3	59		
Range Time		55.0	+13.7	=61		1:02.0	+20.3	84		55.6	+11.7	=53		53.8	+11.8	=63		
Course Time	7:18.7	+17.1	21	7:28.3	+20.7	24	7:32.9	+24.9	26	7:36.1	+22.6	26	8:08.1	+17.6	17			
Penalty Time		1:06.8			3:06.1			7.1			1:06.2					5:26.2		
63	41	AVVAKUMOVA Ekaterina			KOR										3	47:18.2	+6:02.6	63
Cumulative Time	8:34.1	+37.0	32	17:16.7	+51.0	16	27:20.8	+2:27.8	40	38:34.4	+5:18.0	62						
Loop Time	8:34.1	+37.0	32	8:42.6	+28.7	18	10:04.1	+1:56.8	72	11:13.6	+3:10.9	81	8:43.8	+53.3	71			
Ski Time	8:34.1	+37.9	62	17:16.7	+1:14.9	=58	26:20.8	+2:11.1	63	35:34.4	+3:18.0	72						
Shooting	0	28.4	+7.2	=26	0	25.6	+4.9	=26	1	43.7	+20.4	87	2	39.9	+19.4	=83		
Range Time		52.4	+11.1	=44		47.5	+5.8	24		1:06.7	+22.8	87		1:02.4	+20.4	=84		
Course Time	7:35.3	+33.7	70	7:49.0	+41.4	65	7:50.9	+42.9	62	8:04.5	+51.0	71	8:43.8	+53.3	71			
Penalty Time		6.4			6.1			1:06.5			2:06.7					3:25.7		



Competition Analysis

Analisi della gara / Wettkampfanalyse / Analyses de l'épreuve

Rank	Bib	Name	NOC Code		T															
			Loop 1		Loop 2		Loop 3		Loop 4		Loop 5		Result	Behind	Rank					
			Time	Rank	Time	Rank	Time	Rank	Time	Rank	Time	Rank								
64	71	SABULE Annija Keita	LAT										3	47:21.1	+6:05.5	64				
Cumulative Time	9:39.6	+1:42.5	71	19:23.5	+2:57.8	61	29:21.0	+4:28.0	65	38:28.4	+5:12.0	60		47:21.1	+6:05.5	64				
Loop Time	9:39.6	+1:42.5	71	9:43.9	+1:30.0	58	9:57.5	+1:50.2	67	9:07.4	+1:04.7	27	8:52.7	+1:02.2	77					
Ski Time	8:39.6	+43.4	75	17:23.5	+1:21.7	68	26:21.0	+2:11.3	64	35:28.4	+3:12.0	67		44:21.1	+4:12.4	74				
Shooting	1	33.5	+12.3	71	1	26.6	+5.9	=35	1	35.4	+12.1	66	0	28.6	+8.1	=46	3	2:04.3	+32.4	53
Range Time	56.1	+14.8	74	51.2	+9.5	=46	58.6	+14.7	=68	52.1	+10.1	53		3:38.0	+42.3	61				
Course Time	7:36.8	+35.2	73	7:45.9	+38.3	=61	7:51.9	+43.9	64	8:08.3	+54.8	73	8:52.7	+1:02.2	77		40:15.6	+3:51.9	73	
Penalty Time	1:06.7			1:06.8			1:07.0			7.0				3:27.5						
65	47	CARRARA Michela	ITA										6	47:43.9	+6:28.3	65				
Cumulative Time	10:18.3	+2:21.2	78	20:40.3	+4:14.6	79	29:08.9	+4:15.9	63	39:25.6	+6:09.2	67		47:43.9	+6:28.3	65				
Loop Time	10:18.3	+2:21.2	78	10:22.0	+2:08.1	68	8:28.6	+21.3	=10	10:16.7	+2:14.0	65	8:18.3	+27.8	=34					
Ski Time	8:18.3	+22.1	22	16:40.3	+38.5	18	25:08.9	+59.2	19	33:25.6	+1:09.2	12		41:43.9	+1:35.2	16				
Shooting	2	29.6	+8.4	=35	2	23.5	+2.8	9	0	32.5	+9.2	43	2	27.4	+6.9	=37	6	1:53.1	+21.2	23
Range Time	50.9	+9.6	30	45.8	+4.1	16	53.7	+9.8	=39	48.7	+6.7	36		3:19.1	+23.4	20				
Course Time	7:20.4	+18.8	29	7:29.6	+22.0	25	7:27.8	+19.8	18	7:21.2	+7.7	7	8:18.3	+27.8	=34		37:57.3	+1:33.6	17	
Penalty Time	2:07.0			2:06.6			7.1			2:06.8				6:27.5						
66	67	JAKIELA Joanna	POL										5	47:52.1	+6:36.5	66				
Cumulative Time	9:20.6	+1:23.5	=54	19:48.9	+3:23.2	71	28:32.5	+3:39.5	54	39:15.2	+5:58.8	65		47:52.1	+6:36.5	66				
Loop Time	9:20.6	+1:23.5	=54	10:28.3	+2:14.4	75	8:43.6	+36.3	=31	10:42.7	+2:40.0	73	8:36.9	+46.4	57					
Ski Time	8:20.6	+24.4	=33	16:48.9	+47.1	31	25:32.5	+1:22.8	=39	34:15.2	+1:58.8	42		42:52.1	+2:43.4	=45				
Shooting	1	30.4	+9.2	43	2	29.5	+8.8	=48	0	32.0	+8.7	=38	2	28.9	+8.4	51	5	2:01.0	+29.1	=44
Range Time	52.5	+11.2	=46	51.3	+9.6	48	54.0	+10.1	43	49.9	+7.9	43		3:27.7	+32.0	43				
Course Time	7:20.8	+19.2	31	7:30.4	+22.8	28	7:42.2	+34.2	52	7:46.1	+32.6	48	8:36.9	+46.4	57		38:56.4	+2:32.7	48	
Penalty Time	1:07.3			2:06.6			7.4			2:06.7				5:28.0						
67	9	MOSER Nadia	CAN										6	48:04.6	+6:49.0	67				
Cumulative Time	9:23.7	+1:26.6	58	19:51.2	+3:25.5	73	30:27.0	+5:34.0	77	39:58.8	+6:42.4	72		48:04.6	+6:49.0	67				
Loop Time	9:23.7	+1:26.6	58	10:27.5	+2:13.6	72	10:35.8	+2:28.5	81	9:31.8	+1:29.1	44	8:05.8	+15.3	15					
Ski Time	8:23.7	+27.5	41	16:51.2	+49.4	34	25:27.0	+1:17.3	33	33:58.8	+1:42.4	31		42:04.6	+1:55.9	26				
Shooting	1	32.6	+11.4	=59	2	33.0	+12.3	70	2	31.1	+7.8	=29	1	25.7	+5.2	26	6	2:02.5	+30.6	=49
Range Time	54.2	+12.9	=57	57.4	+15.7	=75	53.1	+9.2	=32	47.5	+5.5	=25		3:32.2	+36.5	53				
Course Time	7:22.7	+21.1	36	7:23.5	+15.9	10	7:35.6	+27.6	35	7:37.9	+24.4	29	8:05.8	+15.3	15		38:05.5	+1:41.8	25	
Penalty Time	1:06.8			2:06.6			2:07.1			1:06.4				6:26.9						
68	70	REID Joanne	USA										4	48:08.7	+6:53.1	68				
Cumulative Time	8:34.2	+37.1	33	19:32.2	+3:06.5	65	28:24.4	+3:31.4	53	39:35.1	+6:18.7	69		48:08.7	+6:53.1	68				
Loop Time	8:34.2	+37.1	33	10:58.0	+2:44.1	84	8:52.2	+44.9	40	11:10.7	+3:08.0	80	8:33.6	+43.1	52					
Ski Time	8:34.2	+38.0	63	17:32.2	+1:30.4	75	26:24.4	+2:14.7	=68	35:35.1	+3:18.7	73		44:08.7	+4:00.0	67				
Shooting	0	31.8	+10.6	55	2	30.1	+9.4	54	0	35.3	+12.0	65	2	28.3	+7.8	45	4	2:05.7	+33.8	56
Range Time	55.4	+14.1	68	54.4	+12.7	=66	58.2	+14.3	67	50.8	+8.8	47		3:38.8	+43.1	62				
Course Time	7:32.3	+30.7	61	7:57.4	+49.8	79	7:47.5	+39.5	58	8:13.5	+1:00.0	78	8:33.6	+43.1	52		40:04.3	+3:40.6	69	
Penalty Time	6.5			2:06.2			6.5			2:06.4				4:25.6						
69	61	REPINC Lena	SLO										6	48:09.3	+6:53.7	69				
Cumulative Time	11:19.3	+3:22.2	85	21:57.6	+5:31.9	87	31:24.5	+6:31.5	83	39:51.3	+6:34.9	71		48:09.3	+6:53.7	69				
Loop Time	11:19.3	+3:22.2	85	10:38.3	+2:24.4	77	9:26.9	+1:19.6	56	8:26.8	+24.1	8	8:18.0	+27.5	33					
Ski Time	8:19.3	+23.1	26	16:57.6	+55.8	40	25:24.5	+1:14.8	32	33:51.3	+1:34.9	29		42:09.3	+2:00.6	28				
Shooting	3	29.2	+8.0	=32	2	31.7	+11.0	63	1	26.3	+3.0	=5	0	23.3	+2.8	7	6	1:50.6	+18.7	18
Range Time	52.7	+11.4	49	55.3	+13.6	=70	49.5	+5.6	=10	45.7	+3.7	=10		3:23.2	+27.5	32				
Course Time	7:19.8	+18.2	25	7:35.8	+28.2	41	7:30.2	+22.2	23	7:34.8	+21.3	24	8:18.0	+27.5	33		38:18.6	+1:54.9	30	
Penalty Time	3:06.8			2:07.2			1:07.2			6.3				6:27.5						
70	37	BUENEMANN de BESCHE Anne	DEN										4	48:11.8	+6:56.2	70				
Cumulative Time	8:46.1	+49.0	39	18:34.0	+2:08.3	46	28:38.2	+3:45.2	57	39:42.0	+6:25.6	70		48:11.8	+6:56.2	70				
Loop Time	8:46.1	+49.0	39	9:47.9	+1:34.0	60	10:04.2	+1:56.9	73	11:03.8	+3:01.1	77	8:29.8	+39.3	50					
Ski Time	8:46.1	+49.9	81	17:34.0	+1:32.2	79	26:38.2	+2:28.5	74	35:42.0	+3:25.6	75		44:11.8	+4:03.1	=68				
Shooting	0	39.9	+18.7	86	1	37.4	+16.7	82	1	40.2	+16.9	79	2	39.1	+18.6	81	4	2:36.8	+1:04.9	84
Range Time	1:02.7	+21.4	85	1:00.7	+19.0	82	1:03.9	+20.0	81	1:04.4	+22.4	86		4:11.7	+1:16.0	85				
Course Time	7:36.5	+34.9	72	7:41.1	+33.5	56	7:53.0	+45.0	65	7:52.7	+39.2	59	8:29.8	+39.3	50		39:33.1	+3:09.4	61	
Penalty Time	6.9			1:06.1			1:07.3			2:06.7				4:27.0						



Competition Analysis

Analisi della gara / Wettkampfanalyse / Analyses de l'épreuve

Rank	Bib	Name	NOC Code		T																				
Loop 1		Loop 2		Loop 3		Loop 4		Loop 5		Result	Behind	Rank													
Time	Rank	Time	Rank	Time	Rank	Time	Rank	Time	Rank																
71	27	TANDREVOLD Ingrid Landmark	NOR		7		48:16.5		+7:00.9		71														
Cumulative Time	9:19.5	+1:22.4	51	21:50.6	+5:24.9	86	31:05.9	+6:12.9	82	40:15.8	+6:59.4	73	48:16.5	+7:00.9	71										
Loop Time	9:19.5	+1:22.4	51	12:31.1	+4:17.2	90	9:15.3	+1:08.0	48	9:09.9	+1:07.2	29	8:00.7	+10.2	9										
Ski Time	8:19.5	+23.3	27	16:50.6	+48.8	33	25:05.9	+56.2	18	33:15.8	+59.4	7	41:16.5	+1:07.8	6										
Shooting	1	32.3	+11.1	56	4	39.9	+19.2	85	1	33.4	+10.1	52	1	25.0	+4.5	19	7	2:10.7	+38.8	65					
Range Time		54.1	+12.8	56		1:02.1	+20.4	85		55.1	+11.2	47		49.0	+7.0	38		3:40.3	+44.6	64					
Course Time		7:17.9	+16.3	20		7:23.1	+15.5	9		7:12.8	+4.8	3		7:14.7	+1.2	3		8:00.7	+10.2	9	37:09.2	+45.5	4		
Penalty Time		1:07.5				4:05.9				1:07.4				1:06.2									7:27.0		
72	3	TOLMACHEVA Anastasia	ROU		2		48:30.0		+7:14.4		72														
Cumulative Time	9:05.5	+1:08.4	45	19:33.5	+3:07.8	66	30:10.1	+5:17.1	74	39:34.1	+6:17.7	68	48:30.0	+7:14.4	72										
Loop Time	9:05.5	+1:08.4	45	10:28.0	+2:14.1	74	10:36.6	+2:29.3	82	9:24.0	+1:21.3	35	8:55.9	+1:05.4	79										
Ski Time	9:05.5	+1:09.3	89	18:33.5	+2:31.7	90	28:10.1	+4:00.4	90	37:34.1	+5:17.7	88	46:30.0	+6:21.3	87										
Shooting	0	35.5	+14.3	=78	1	36.7	+16.0	80	1	41.7	+18.4	83	0	27.4	+6.9	=37	2	2:21.5	+49.6	75					
Range Time		58.4	+17.1	79		59.9	+18.2	81		1:06.5	+22.6	86		52.4	+10.4	56		3:57.2	+1:01.5	80					
Course Time		7:59.1	+57.5	90		8:20.5	+1:12.9	88		8:22.0	+1:14.0	86		8:24.3	+1:10.8	=86		8:55.9	+1:05.4	79	42:01.8	+5:38.1	87		
Penalty Time		8.0				1:07.6				1:08.1				7.3									2:31.0		
73	2	DIMITROVA Valentina	BUL		2		48:35.8		+7:20.2		73														
Cumulative Time	8:57.7	+1:00.6	43	19:25.5	+2:59.8	63	29:57.1	+5:04.1	73	39:23.0	+6:06.6	66	48:35.8	+7:20.2	73										
Loop Time	8:57.7	+1:00.6	43	10:27.8	+2:13.9	73	10:31.6	+2:24.3	79	9:25.9	+1:23.2	37	9:12.8	+1:22.3	87										
Ski Time	8:57.7	+1:01.5	85	18:25.5	+2:23.7	88	27:57.1	+3:47.4	88	37:23.0	+5:06.6	87	46:35.8	+6:27.1	88										
Shooting	0	29.7	+8.5	=37	1	25.9	+5.2	=29	1	34.6	+11.3	62	0	23.9	+3.4	=11	2	1:54.2	+22.3	26					
Range Time		54.2	+12.9	=57		47.8	+6.1	27		55.2	+11.3	=48		46.6	+4.6	20		3:23.8	+28.1	33					
Course Time		7:56.8	+55.2	87		8:33.4	+1:25.8	90		8:29.5	+1:21.5	89		8:32.7	+1:19.2	88		9:12.8	+1:22.3	87	42:45.2	+6:21.5	89		
Penalty Time		6.7				1:06.6				1:06.9				6.6									2:26.8		
74	77	TALIHAERM Johanna	EST		3		49:01.8		+7:46.2		74														
Cumulative Time	12:08.1	+4:11.0	89	21:24.7	+4:59.0	82	30:46.7	+5:53.7	79	40:17.9	+7:01.5	74	49:01.8	+7:46.2	74										
Loop Time	12:08.1	+4:11.0	89	9:16.6	+1:02.7	34	9:22.0	+1:14.7	52	9:31.2	+1:28.5	42	8:43.9	+53.4	72										
Ski Time	9:08.1	+1:11.9	90	18:24.7	+2:22.9	87	27:46.7	+3:37.0	87	37:17.9	+5:01.5	86	46:01.8	+5:53.1	85										
Shooting	3	39.4	+18.2	85	0	32.8	+12.1	69	0	40.0	+16.7	78	0	36.6	+16.1	76	3	2:29.0	+57.1	82					
Range Time		1:03.1	+21.8	86		55.9	+14.2	72		1:03.3	+19.4	=79		1:01.2	+19.2	81		4:03.5	+1:07.8	82					
Course Time		7:57.6	+56.0	88		8:13.4	+1:05.8	86		8:11.2	+1:03.2	81		8:23.6	+1:10.1	84		8:43.9	+53.4	72	41:29.7	+5:06.0	84		
Penalty Time		3:07.4				7.3				7.5				6.4									3:28.6		
75	10	LAMPIC Anamarija	SLO		8		49:21.6		+8:06.0		75														
Cumulative Time	12:21.9	+4:24.8	90	22:46.4	+6:20.7	88	32:10.8	+7:17.8	86	41:28.3	+8:11.9	83	49:21.6	+8:06.0	75										
Loop Time	12:21.9	+4:24.8	90	10:24.5	+2:10.6	69	9:24.4	+1:17.1	55	9:17.5	+1:14.8	32	7:53.3	+2.8	3										
Ski Time	8:21.9	+25.7	36	16:46.4	+44.6	27	25:10.8	+1:01.1	21	33:28.3	+1:11.9	=14	41:21.6	+1:12.9	9										
Shooting	4	33.1	+11.9	=66	2	29.5	+8.8	=48	1	31.0	+7.7	=27	1	27.3	+6.8	=35	8	2:01.1	+29.2	46					
Range Time		55.7	+14.4	70		52.5	+10.8	=52		53.3	+9.4	35		50.4	+8.4	46		3:31.9	+36.2	52					
Course Time		7:19.5	+17.9	23		7:25.4	+17.8	11		7:24.1	+16.1	12		7:20.7	+7.2	6		7:53.3	+2.8	3	37:23.0	+59.3	6		
Penalty Time		4:06.7				2:06.6				1:07.0				1:06.4									8:26.7		
76	73	ZDRAVKOVA Maria	BUL		6		49:21.7		+8:06.1		76														
Cumulative Time	9:25.1	+1:28.0	60	19:05.2	+2:39.5	54	28:42.2	+3:49.2	60	40:39.5	+7:23.1	76	49:21.7	+8:06.1	76										
Loop Time	9:25.1	+1:28.0	60	9:40.1	+1:26.2	55	9:37.0	+1:29.7	61	11:57.3	+3:54.6	85	8:42.2	+51.7	68										
Ski Time	8:25.1	+28.9	46	17:05.2	+1:03.4	49	25:42.2	+1:32.5	45	34:39.5	+2:23.1	50	43:21.7	+3:13.0	55										
Shooting	1	30.8	+9.6	47	1	31.4	+10.7	=60	1	34.0	+10.7	=57	3	34.3	+13.8	73	6	2:10.5	+38.6	64					
Range Time		52.6	+11.3	48		53.5	+11.8	58		55.9	+12.0	=55		55.9	+13.9	71		3:37.9	+42.2	60					
Course Time		7:25.5	+23.9	=43		7:40.0	+32.4	52		7:34.0	+26.0	32		7:54.8	+41.3	61		8:42.2	+51.7	68	39:16.5	+2:52.8	54		
Penalty Time		1:07.0				1:06.6				1:07.1				3:06.6									6:27.3		
77	83	URUMOVA Sara	LTU		3		49:45.3		+8:29.7		77														
Cumulative Time	10:00.8	+2:03.7	74	21:29.5	+5:03.8	83	31:03.9	+6:10.9	81	40:48.7	+7:32.3	77	49:45.3	+8:29.7	77										
Loop Time	10:00.8	+2:03.7	74	11:28.7	+3:14.8	86	9:34.4	+1:27.1	59	9:44.8	+1:42.1	57	8:56.6	+1:06.1	80										
Ski Time	9:00.8	+1:04.6	86	18:29.5	+2:27.7	89	28:03.9	+3:54.2	89	37:48.7	+5:32.3	90	46:45.3	+6:36.6	89										
Shooting	1	34.7	+13.5	75	2	32.1	+11.4	=66	0	32.7	+9.4	=45	0	37.6	+17.1	78	3	2:17.2	+45.3	72					
Range Time		59.6	+18.3	=83		55.2	+13.5	69		55.9	+12.0	=55		1:00.0	+18.0	77		3:50.7	+55.0	75					
Course Time		7:54.4	+52.8	84		8:26.1	+1:18.5	89		8:31.2	+1:23.2	90		8:38.1	+1:24.6	89		8:56.6	+1:06.1	80	42:26.4	+6:02.7	88		
Penalty Time		1:06.8				2:07.4				7.3				6.7									3:28.2		



Competition Analysis

Analisi della gara / Wettkampfanalyse / Analyses de l'épreuve

Rank	Bib	Name	NOC Code		T															
		Loop 1		Loop 2		Loop 3		Loop 4		Loop 5		Result		Behind		Rank				
		Time	Rank	Time	Rank	Time	Rank	Time	Rank	Time	Rank									
78	39	ROUSSEAU Shilo	CAN		6		49:45.4		+8:29.8		78									
Cumulative Time	9:35.8	+1:38.7	67	20:16.7	+3:51.0	76	32:10.3	+7:17.3	85	41:06.8	+7:50.4	79	49:45.4	+8:29.8	78					
Loop Time	9:35.8	+1:38.7	67	10:40.9	+2:27.0	79	11:53.6	+3:46.3	89	8:56.5	+53.8	24	8:38.6	+48.1	=62					
Ski Time	8:35.8	+39.6	67	17:16.7	+1:14.9	=58	26:10.3	+2:00.6	=60	35:06.8	+2:50.4	61	43:45.4	+3:36.7	61					
Shooting	1	36.0	+14.8	81	2	31.8	+11.1	=64	3	34.1	+10.8	=59	0	32.4	+11.9	67	6	2:14.5	+42.6	69
Range Time	58.7	+17.4	81	53.6	+11.9	=59	56.6	+12.7	59	53.1	+11.1	60	3:42.0	+46.3	69					
Course Time	7:30.3	+28.7	54	7:40.9	+33.3	=54	7:49.9	+41.9	=60	7:56.6	+43.1	64	8:38.6	+48.1	=62	39:36.3	+3:12.6	64		
Penalty Time	1:06.8			2:06.4			3:07.1			6.8			6:27.1							
79	53	LEHTONEN Venla	FIN		5		49:45.5		+8:29.9		79									
Cumulative Time	10:37.1	+2:40.0	82	20:28.9	+4:03.2	77	30:23.7	+5:30.7	75	40:29.9	+7:13.5	75	49:45.5	+8:29.9	79					
Loop Time	10:37.1	+2:40.0	82	9:51.8	+1:37.9	63	9:54.8	+1:47.5	66	10:06.2	+2:03.5	63	9:15.6	+1:25.1	89					
Ski Time	8:37.1	+40.9	69	17:28.9	+1:27.1	=72	26:23.7	+2:14.0	67	35:29.9	+3:13.5	68	44:45.5	+4:36.8	75					
Shooting	2	30.7	+9.5	46	1	26.1	+5.4	32	1	29.1	+5.8	=17	1	24.4	+3.9	=15	5	1:50.5	+18.6	17
Range Time	52.5	+11.2	=46	48.9	+7.2	37	51.2	+7.3	=18	47.5	+5.5	=25	3:20.1	+24.4	=23					
Course Time	7:37.7	+36.1	75	7:56.2	+48.6	75	7:56.0	+48.0	69	8:11.7	+58.2	77	9:15.6	+1:25.1	89	40:57.2	+4:33.5	80		
Penalty Time	2:06.9			1:06.7			1:07.6			1:07.0			5:28.2							
80	56	BRAISAZ-BOUCHET Justine	FRA		8		49:50.2		+8:34.6		80									
Cumulative Time	10:06.6	+2:09.5	76	20:13.6	+3:47.9	75	31:37.9	+6:44.9	84	41:10.9	+7:54.5	80	49:50.2	+8:34.6	80					
Loop Time	10:06.6	+2:09.5	76	10:07.0	+1:53.1	66	11:24.3	+3:17.0	85	9:33.0	+1:30.3	45	8:39.3	+48.8	64					
Ski Time	8:06.6	+10.4	7	16:13.6	+11.8	5	24:37.9	+28.2	5	33:10.9	+54.5	6	41:50.2	+1:41.5	21					
Shooting	2	35.4	+14.2	77	2	27.0	+6.3	38	3	32.9	+9.6	=49	1	26.4	+5.9	=31	8	2:01.9	+30.0	48
Range Time	55.9	+14.6	=71	47.7	+6.0	26	54.4	+10.5	=44	47.4	+5.4	=23	3:25.4	+29.7	=37					
Course Time	7:03.9	+2.3	3	7:13.5	+5.9	2	7:22.8	+14.8	8	7:39.6	+26.1	32	8:39.3	+48.8	64	37:59.1	+1:35.4	20		
Penalty Time	2:06.8			2:05.8			3:07.1			1:06.0			8:25.7							
81	82	ZHURAUŠKAITE Lidiia	LTU		5		49:55.2		+8:39.6		81									
Cumulative Time	9:30.0	+1:32.9	62	19:28.9	+3:03.2	64	29:39.5	+4:46.5	72	40:53.6	+7:37.2	78	49:55.2	+8:39.6	81					
Loop Time	9:30.0	+1:32.9	62	9:58.9	+1:45.0	65	10:10.6	+2:03.3	76	11:14.1	+3:11.4	82	9:01.6	+1:11.1	82					
Ski Time	8:30.0	+33.8	=54	17:28.9	+1:27.1	=72	26:39.5	+2:29.8	75	35:53.6	+3:37.2	76	44:55.2	+4:46.5	77					
Shooting	1	29.0	+7.8	31	1	28.1	+7.4	42	1	34.1	+10.8	=59	2	28.8	+8.3	=48	5	2:00.1	+28.2	42
Range Time	51.4	+10.1	=33	50.7	+9.0	44	57.0	+13.1	=61	52.6	+10.6	58	3:31.7	+36.0	=50					
Course Time	7:31.3	+29.7	57	8:01.1	+53.5	82	8:06.4	+58.4	79	8:14.6	+1:01.1	79	9:01.6	+1:11.1	82	40:55.0	+4:31.3	78		
Penalty Time	1:07.3			1:07.1			1:07.2			2:06.9			5:28.5							
82	19	REMENOVA Maria	SVK		6		50:01.7		+8:46.1		82									
Cumulative Time	10:37.8	+2:40.7	84	21:32.7	+5:07.0	84	30:24.6	+5:31.6	76	41:14.0	+7:57.6	81	50:01.7	+8:46.1	82					
Loop Time	10:37.8	+2:40.7	84	10:54.9	+2:41.0	81	8:51.9	+44.6	=38	10:49.4	+2:46.7	75	8:47.7	+57.2	75					
Ski Time	8:37.8	+41.6	74	17:32.7	+1:30.9	76	26:24.6	+2:14.9	70	35:14.0	+2:57.6	=62	44:01.7	+3:53.0	66					
Shooting	2	32.6	+11.4	=59	2	31.1	+10.4	=57	0	29.3	+6.0	=19	2	22.9	+2.4	5	6	1:56.0	+24.1	31
Range Time	55.2	+13.9	=66	52.9	+11.2	54	52.0	+8.1	=23	44.8	+2.8	6	3:24.9	+29.2	35					
Course Time	7:36.1	+34.5	71	7:55.6	+48.0	74	7:53.3	+45.3	67	7:58.1	+44.6	=67	8:47.7	+57.2	75	40:10.8	+3:47.1	71		
Penalty Time	2:06.5			2:06.4			6.6			2:06.5			6:26.0							
83	86	BOUVARD Eve	BEL		5		50:13.9		+8:58.3		83									
Cumulative Time	8:30.6	+33.5	29	19:25.1	+2:59.4	62	30:50.1	+5:57.1	80	41:19.7	+8:03.3	82	50:13.9	+8:58.3	83					
Loop Time	8:30.6	+33.5	29	10:54.5	+2:40.6	80	11:25.0	+3:17.7	86	10:29.6	+2:26.9	70	8:54.2	+1:03.7	78					
Ski Time	8:30.6	+34.4	57	17:25.1	+1:23.3	70	26:50.1	+2:40.4	80	36:19.7	+4:03.3	82	45:13.9	+5:05.2	81					
Shooting	0	32.8	+11.6	64	2	29.6	+8.9	51	2	40.5	+17.2	82	1	43.1	+22.6	88	5	2:26.2	+54.3	81
Range Time	55.1	+13.8	=64	54.1	+12.4	=62	1:04.1	+20.2	82	1:06.8	+24.8	88	4:00.1	+1:04.4	81					
Course Time	7:28.3	+26.7	52	7:53.1	+45.5	72	8:13.3	+1:05.3	84	8:16.0	+1:02.5	80	8:54.2	+1:03.7	78	40:44.9	+4:21.2	77		
Penalty Time	7.2			2:07.3			2:07.6			1:06.8			5:28.9							
84	5	ANDERSON Lucinda	USA		8		50:40.8		+9:25.2		84									
Cumulative Time	10:18.6	+2:21.5	79	19:48.1	+3:22.4	70	29:27.6	+4:34.6	69	42:13.9	+8:57.5	85	50:40.8	+9:25.2	84					
Loop Time	10:18.6	+2:21.5	79	9:29.5	+1:15.6	47	9:39.5	+1:32.2	63	12:46.3	+4:43.6	89	8:26.9	+36.4	=46					
Ski Time	8:18.6	+22.4	24	16:48.1	+46.3	29	25:27.6	+1:17.9	34	34:13.9	+1:57.5	41	42:40.8	+2:32.1	42					
Shooting	2	45.7	+24.5	89	1	34.1	+13.4	74	1	34.9	+11.6	64	4	38.1	+17.6	79	8	2:33.0	+1:01.1	83
Range Time	1:09.9	+28.6	89	57.6	+15.9	77	56.4	+12.5	57	1:01.0	+19.0	80	4:04.9	+1:09.2	83					
Course Time	7:02.5	+0.9	2	7:25.5	+17.9	12	7:36.6	+28.6	40	7:38.4	+24.9	30	8:26.9	+36.4	=46	38:09.9	+1:46.2	27		
Penalty Time	2:06.2			1:06.4			1:06.5			4:06.9			8:26.0							



Competition Analysis

Analisi della gara / Wettkampfanalyse / Analyses de l'épreuve

Rank	Bib	Name	NOC Code		T											
		Loop 1		Loop 2		Loop 3		Loop 4		Loop 5		Result		Behind Rank		
		Time	Rank	Time	Rank	Time	Rank	Time	Rank	Time	Rank					
85	84	CASERMAN Manca	SLO		6		51:04.9		+9:49.3		85					
Cumulative Time	10:24.3	+2:27.2	81	19:20.4	+2:54.7	60	29:37.1	+4:44.1	71	41:58.6	+8:42.2	84	51:04.9	+9:49.3	85	
Loop Time	10:24.3	+2:27.2	81	8:56.1	+42.2	26	10:16.7	+2:09.4	77	12:21.5	+4:18.8	88	9:06.3	+1:15.8	85	
Ski Time	8:24.3	+28.1	=43	17:20.4	+1:18.6	64	26:37.1	+2:27.4	73	35:58.6	+3:42.2	77	45:04.9	+4:56.2	79	
Shooting	2	28.0	+6.8	23	0	25.7	+5.0	28	1	31.6	+8.3	34	3	29.2	+8.7	53
Range Time	51.6	+10.3	38	48.4	+6.7	=31	56.9	+13.0	60	54.0	+12.0	66	3:30.9	+35.2	48	
Course Time	7:25.6	+24.0	45	8:01.2	+53.6	83	8:11.9	+1:03.9	82	8:20.3	+1:06.8	83	9:06.3	+1:15.8	85	
Penalty Time	2:07.1			6.5			1:07.9			3:07.2			6:28.7			
86	91	RAKISHEVA Aisha	KAZ		9		53:52.8		+12:37.2		86					
Cumulative Time	11:45.3	+3:48.2	87	23:46.3	+7:20.6	89	34:03.4	+9:10.4	89	45:09.6	+11:53.2	88	53:52.8	+12:37.2	86	
Loop Time	11:45.3	+3:48.2	87	12:01.0	+3:47.1	88	10:17.1	+2:09.8	78	11:06.2	+3:03.5	78	8:43.2	+52.7	69	
Ski Time	8:45.3	+49.1	80	17:46.3	+1:44.5	82	27:03.4	+2:53.7	82	36:09.6	+3:53.2	80	44:52.8	+4:44.1	76	
Shooting	3	42.7	+21.5	88	3	45.0	+24.3	88	1	48.4	+25.1	88	2	41.3	+20.8	86
Range Time	1:04.2	+22.9	88	1:06.5	+24.8	88	1:11.8	+27.9	89	1:01.4	+19.4	82	4:23.9	+1:28.2	89	
Course Time	7:34.4	+32.8	68	7:47.4	+39.8	64	7:59.2	+51.2	75	7:58.1	+44.6	=67	8:43.2	+52.7	69	
Penalty Time	3:06.7			3:07.1			1:06.1			2:06.7			9:26.6			
87	85	KOCERGINA Natalja	LTU		9		54:04.2		+12:48.6		87					
Cumulative Time	10:37.2	+2:40.1	83	21:33.6	+5:07.9	85	32:43.5	+7:50.5	87	45:01.9	+11:45.5	87	54:04.2	+12:48.6	87	
Loop Time	10:37.2	+2:40.1	83	10:56.4	+2:42.5	83	11:09.9	+3:02.6	84	12:18.4	+4:15.7	86	9:02.3	+1:11.8	83	
Ski Time	8:37.2	+41.0	=70	17:33.6	+1:31.8	78	26:43.5	+2:33.8	78	36:01.9	+3:45.5	78	45:04.2	+4:55.5	78	
Shooting	2	32.7	+11.5	=61	2	32.7	+12.0	68	2	32.3	+9.0	42	3	31.4	+10.9	64
Range Time	55.2	+13.9	=66	54.3	+12.6	65	57.2	+13.3	64	54.8	+12.8	68	3:41.5	+45.8	68	
Course Time	7:35.2	+33.6	69	7:55.3	+47.7	73	8:05.9	+57.9	78	8:17.1	+1:03.6	82	9:02.3	+1:11.8	83	
Penalty Time	2:06.8			2:06.8			2:06.8			3:06.5			9:26.9			
88	88	PENDRY Shawna	GBR		7		54:06.0		+12:50.4		88					
Cumulative Time	10:01.7	+2:04.6	75	20:10.7	+3:45.0	74	30:44.9	+5:51.9	78	44:34.4	+11:18.0	86	54:06.0	+12:50.4	88	
Loop Time	10:01.7	+2:04.6	75	10:09.0	+1:55.1	67	10:34.2	+2:26.9	80	13:49.5	+5:46.8	90	9:31.6	+1:41.1	90	
Ski Time	9:01.7	+1:05.5	87	18:10.7	+2:08.9	85	27:44.9	+3:35.2	85	37:34.4	+5:18.0	89	47:06.0	+6:57.3	90	
Shooting	1	38.2	+17.0	84	1	29.8	+9.1	52	1	36.8	+13.5	71	4	39.2	+18.7	82
Range Time	59.6	+18.3	=83	52.2	+10.5	51	59.3	+15.4	=71	1:01.5	+19.5	83	3:52.6	+56.9	77	
Course Time	7:55.4	+53.8	85	8:10.5	+1:02.9	84	8:27.8	+1:19.8	88	8:41.6	+1:28.1	90	9:31.6	+1:41.1	90	
Penalty Time	1:06.7			1:06.3			1:07.1			4:06.4			7:26.5			
89	90	GENEVA Milana	KAZ		9		54:22.4		+13:06.8		89					
Cumulative Time	9:37.2	+1:40.1	68	20:32.9	+4:07.2	78	32:58.3	+8:05.3	88	45:18.8	+12:02.4	89	54:22.4	+13:06.8	89	
Loop Time	9:37.2	+1:40.1	68	10:55.7	+2:41.8	82	12:25.4	+4:18.1	90	12:20.5	+4:17.8	87	9:03.6	+1:13.1	84	
Ski Time	8:37.2	+41.0	=70	17:32.9	+1:31.1	77	26:58.3	+2:48.6	81	36:18.8	+4:02.4	81	45:22.4	+5:13.7	83	
Shooting	1	34.0	+12.8	72	2	36.8	+16.1	81	3	54.0	+30.7	90	3	42.2	+21.7	87
Range Time	56.0	+14.7	73	58.6	+16.9	80	1:15.4	+31.5	90	1:04.5	+22.5	87	4:14.5	+1:18.8	86	
Course Time	7:34.2	+32.6	67	7:49.6	+42.0	68	8:02.5	+54.5	76	8:08.4	+54.9	74	9:03.6	+1:13.1	84	
Penalty Time	1:07.0			2:07.5			3:07.5			3:07.6			9:29.6			
90	81	MORTON Darcie	AUS		9		55:28.3		+14:12.7		90					
Cumulative Time	12:04.1	+4:07.0	88	24:14.5	+7:48.8	90	35:46.1	+10:53.1	90	46:14.5	+12:58.1	90	55:28.3	+14:12.7	90	
Loop Time	12:04.1	+4:07.0	88	12:10.4	+3:56.5	89	11:31.6	+3:24.3	87	10:28.4	+2:25.7	68	9:13.8	+1:23.3	88	
Ski Time	9:04.1	+1:07.9	88	18:14.5	+2:12.7	86	27:46.1	+3:36.4	86	37:14.5	+4:58.1	85	46:28.3	+6:19.6	86	
Shooting	3	49.3	+28.1	90	3	41.8	+21.1	86	2	42.4	+19.1	85	1	34.0	+13.5	72
Range Time	1:11.2	+29.9	90	1:03.6	+21.9	86	1:05.0	+21.1	83	57.2	+15.2	=73	4:17.0	+1:21.3	87	
Course Time	7:46.3	+44.7	82	8:00.2	+52.6	81	8:19.5	+1:11.5	85	8:24.3	+1:10.8	=86	9:13.8	+1:23.3	88	
Penalty Time	3:06.6			3:06.6			2:07.1			1:06.9			9:27.2			

Did Not Start

89	PEIFFER Benita	CAN
-----------	-----------------------	------------

Legend:

= Equal sign indicates that two or more competitors share the same rank T Total penalties



Final Results - Competition Data Summary

Risultati definitivi - Riepilogo dati relativi alla gara / Endgültige Ergebnisse - Zusammenfassung der Wettkampfdaten
Résultats définitifs - synthèse des données de compétition

Participation

Number of Entries:	90
Did Not Start:	0
Did Not Finish:	0
Disqualified:	0
Disqualified for unsportsmanlike behaviour:	0
Ranked:	90

Weather Conditions	30 min before Start	At Start Time	30 min after Start	At End Time
Weather	Partly Cloudy	Partly Cloudy	Few clouds	Partly Cloudy
Snow Condition	Hard packed	Hard packed	Hard packed	Hard packed
Snow Temperature	0.0°C	0.1°C	0.0°C	0.0°C
Air Temperature	4.8°C	4.9°C	5.1°C	4.8°C
Humidity	27%	31%	29%	34%
Wind Direction/Speed	E / 1.2 m/s	NE / 0.7 m/s	NE / 0.9 m/s	N / 0.6 m/s

Jury Information

Technical Delegate - Chairman	VASSALLO Christophe (IBU)
Assistant Technical Delegate	OEBERG Ulrika (IBU)
Competition Chief	KIRCHER Georg (ITA)
Member	KRISTIANSEN Egil (NOR)
Member	AUCHENTALLER Armin (USA)

Course Information

3195m + 3305m + 3572m blue

Total Course Length	10072m
Height Difference	38m
Maximum Climb	21m
Total Climb	325m

Jury Decisions

No Decisions

Technical Delegate

VASSALLO Christophe (IBU)

Legend:

E East N North NE North-East



Results

Risultati / Ergebnisse / Résultats

Rank	Bib	Name	NOC Code	P	S	T	Result	Behind
1	40	FILLON MAILLET Quentin	FRA	0	0	0	22:53.1	0.0
2	60	CHRISTIANSEN Vetle Sjaastad	NOR	0	0	0	23:06.8	+13.7
3	56	LAEGREID Sturla Holm	NOR	0	0	0	23:09.0	+15.9
4	42	JACQUELIN Emilien	FRA	0	0	0	23:09.2	+16.1
5	44	SAMUELSSON Sebastian	SWE	0	0	0	23:18.1	+25.0
6	64	DALE-SKJEVDAL Johannes	NOR	0	2	2	23:36.1	+43.0
7	50	PONSILUOMA Martin	SWE	1	1	2	23:39.8	+46.7
8	58	BOTN Johan-Olav	NOR	1	0	1	23:51.3	+58.2
9	48	PERROT Eric	FRA	1	1	2	23:55.2	+1:02.1
10	36	HORN Philipp	GER	0	1	1	24:02.3	+1:09.2
11	15	HIIDENSALO Olli	FIN	0	0	0	24:02.4	+1:09.3
12	54	WRIGHT Campbell	USA	1	0	1	24:03.1	+1:10.0
13	46	HOFER Lukas	ITA	0	1	1	24:15.2	+1:22.1
14	22	BURKHALTER Joscha	SUI	0	0	0	24:15.4	+1:22.3
15	27	STALDER Sebastian	SUI	0	0	0	24:26.8	+1:33.7
16	53	ROMANIN Nicola	ITA	0	0	0	24:27.5	+1:34.4
17	41	HARTWEG Niklas	SUI	0	2	2	24:32.0	+1:38.9
18	34	SEPPALA Tero	FIN	1	1	2	24:34.1	+1:41.0
19	20	ZOBEL David	GER	0	0	0	24:34.9	+1:41.8
20	38	HORNIG Vitezslav	CZE	1	0	1	24:35.2	+1:42.1
21	74	HARJULA Tuomas	FIN	0	1	1	24:36.4	+1:43.3
22	62	GIACOMEL Tommaso	ITA	2	1	3	24:36.5	+1:43.4
23	30	STRELOW Justus	GER	0	1	1	24:39.5	+1:46.4
24	16	MANDZYN Vitalii	UKR	0	1	1	24:40.5	+1:47.4
25	33	FAK Jakov	SLO	0	1	1	24:45.2	+1:52.1
26	52	NAWRATH Philipp	GER	2	1	3	24:46.0	+1:52.9
27	21	PIDRUCHNYI Dmytro	UKR	1	1	2	24:47.9	+1:54.8
28	26	KRCMAR Michal	CZE	0	2	2	24:49.9	+1:56.8
29	47	GUNKA Jan	POL	1	0	1	24:50.5	+1:57.4
30	51	RASTORGUJEVS Andrejs	LAT	0	1	1	24:56.9	+2:03.8
31	77	RUNNALLS Adam	CAN	0	1	1	25:02.5	+2:09.4
32	85	LOZBERS Rihards	LAT	1	1	2	25:05.2	+2:12.1
33	4	MIKYSKA Tomas	CZE	1	0	1	25:05.3	+2:12.2
34	37	PLANKO Lovro	SLO	2	1	3	25:06.0	+2:12.9
35	17	VIDMAR Anton	SLO	0	2	2	25:10.0	+2:16.9
36	79	DOVZAN Miha	SLO	0	1	1	25:10.4	+2:17.3
37	35	GALICA Grzegorz	POL	0	2	2	25:10.8	+2:17.7
38	49	CLAUDE Florent	BEL	1	1	2	25:13.9	+2:20.8
39	84	MUELLAUER Fabian	AUT	0	2	2	25:16.7	+2:23.6
40	65	INVENIUS Otto	FIN	1	3	4	25:20.1	+2:27.0
41	32	CLAUDE Fabien	FRA	2	3	5	25:23.2	+2:30.1
42	10	TODEV Blagoy	BUL	1	0	1	25:23.6	+2:30.5
43	11	STEFANSSON Malte	SWE	2	0	2	25:23.9	+2:30.8
44	73	ZAHKNA Rene	EST	0	1	1	25:26.9	+2:33.8
45	68	KARLIK Mikulas	CZE	1	3	4	25:30.2	+2:37.1
46	18	EDER Simon	AUT	1	1	2	25:31.0	+2:37.9
47	31	SCHOMMER Paul	USA	1	0	1	25:31.3	+2:38.2
48	61	CONNELLY Zachary	CAN	0	4	4	25:33.5	+2:40.4
49	24	STROLIA Vytautas	LTU	1	1	2	25:37.4	+2:44.3
49	66	JAKOB Patrick	AUT	0	2	2	25:37.4	+2:44.3
51	72	KIREYEV Vladislav	KAZ	1	1	2	25:41.6	+2:48.5
52	3	MISE Edgars	LAT	0	1	1	25:42.9	+2:49.8
53	81	SIIMER Kristo	EST	0	0	0	25:43.1	+2:50.0
54	76	SHAMAEV Dmitrii	ROU	1	0	1	25:43.3	+2:50.2
55	88	PLETZ Logan	CAN	1	1	2	25:46.7	+2:53.6
56	57	VASILEV Konstantin	BUL	0	4	4	25:52.3	+2:59.2
57	25	BADACZ Konrad	POL	3	0	3	25:53.3	+3:00.2
58	71	BORGULA Jakub	SVK	0	1	1	25:55.0	+3:01.9
59	19	LEGOVIC Matija	CRO	1	1	2	25:58.6	+3:05.5
60	29	SLETTEMARK Sondre	DEN	1	1	2	25:59.5	+3:06.4



Results
Risultati / Ergebnisse / Résultats

Rank	Bib	Name	NOC Code	P	S	T	Result	Behind
61	12	DYUSSENOV Asset	KAZ	2	0	2	26:00.3	+3:07.2
62	6	ZENI Elia	ITA	2	1	3	26:00.4	+3:07.3
63	83	BORKOVSKIY Bohdan	UKR	1	1	2	26:06.0	+3:12.9
64	23	YAN Xingyuan	CHN	0	2	2	26:08.8	+3:15.7
65	80	DOHERTY Sean	USA	1	2	3	26:12.6	+3:19.5
66	59	GERMAIN Maxime	USA	3	0	3	26:13.4	+3:20.3
67	13	COLTEA George	ROU	0	2	2	26:14.9	+3:21.8
68	63	BUTA George	ROU	1	0	1	26:15.2	+3:22.1
69	82	ZAWOL Marcin	POL	3	1	4	26:15.4	+3:22.3
70	55	ILIEV Vladimir	BUL	2	2	4	26:17.8	+3:24.7
71	5	FOMIN Maksim	LTU	1	1	2	26:19.5	+3:26.4
72	28	NELIN Jesper	SWE	2	3	5	26:23.0	+3:29.9
73	7	UNTERWEGER Dominic	AUT	1	2	3	26:29.7	+3:36.6
74	2	KULBIN Jakob	EST	2	0	2	26:30.7	+3:37.6
75	1	ADAMOV Simon	SVK	1	1	2	26:32.0	+3:38.9
76	78	FINELLO Jeremy	SUI	2	2	4	26:41.1	+3:48.0
77	67	BIRKENTALS Renars	LAT	3	2	5	26:41.4	+3:48.3
78	45	MAGAZEEV Pavel	MDA	1	2	3	26:43.4	+3:50.3
79	69	KEHVA Mark-Markos	EST	2	1	3	26:43.7	+3:50.6
80	86	FLEMING Jasper	CAN	3	1	4	26:46.1	+3:53.0
81	14	JEFFERIES Jacques	GBR	1	2	3	27:02.5	+4:09.4
82	75	SINAPOV Anton	BUL	0	3	3	27:04.4	+4:11.3
83	89	CIGAK Nikita	LTU	2	1	3	27:04.8	+4:11.7
84	70	DOMBROVSKI Karol	LTU	1	2	3	27:07.0	+4:13.9
85	8	LANGER Thierry	BEL	1	2	3	27:11.3	+4:18.2
86	9	MAKAROV Maksim	MDA	3	0	3	27:24.8	+4:31.7
87	87	FLORE Raul	ROU	0	1	1	27:36.9	+4:43.8
88	39	DUDCHENKO Anton	UKR	2	1	3	27:37.6	+4:44.5
89	43	CRNKOVIC Kresimir	CRO	3	2	5	28:04.5	+5:11.4
90	90	CHOI Dujin	KOR	3	0	3	28:05.7	+5:12.6

Legend:

P Prone **S** Standing **T** Total penalties



Competition Analysis

Analisi della gara / Wettkampfanalyse / Analyses de l'épreuve

Rank	Bib	Name	NOC Code			T			Result	Behind	Rank		
		Loop 1		Loop 2		Loop 3							
		Time	Rank	Time	Rank	Time	Rank						
1	40	FILLON MAILLET Quentin	FRA						0	22:53.1	0.0	1	
Cumulative Time		7:41.2	+7.6	2	15:20.8	+6.3	2			22:53.1	0.0	1	
Loop Time		7:41.2	+7.6	2	7:39.6	0.0	1	7:32.3	+13.5	2			
Shooting		0	29.8	+7.9	53	0	20.4	+3.6	8	0	50.2	+10.9	24
Range Time		50.0	+8.4	47	40.6	+4.6	6			1:30.6	+13.0	20	
Course Time		6:44.7	0.0	1	6:53.5	0.0	1	7:32.3	+13.5	2	21:10.5	+5.3	2
Penalty Time		6.5			5.5					12.0			
2	60	CHRISTIANSEN Vetle Sjaastad	NOR						0	23:06.8	+13.7	2	
Cumulative Time		7:44.9	+11.3	3	15:31.8	+17.3	3			23:06.8	+13.7	2	
Loop Time		7:44.9	+11.3	3	7:46.9	+7.3	3	7:35.0	+16.2	6			
Shooting		0	27.5	+5.6	=33	0	21.6	+4.8	=12	0	49.2	+9.9	19
Range Time		47.2	+5.6	25	42.6	+6.6	=16			1:29.8	+12.2	=15	
Course Time		6:52.0	+7.3	8	6:59.4	+5.9	3	7:35.0	+16.2	6	21:26.4	+21.2	5
Penalty Time		5.7			4.9					10.6			
3	56	LAEGREID Sturla Holm	NOR						0	23:09.0	+15.9	3	
Cumulative Time		7:48.1	+14.5	5	15:35.3	+20.8	4			23:09.0	+15.9	3	
Loop Time		7:48.1	+14.5	5	7:47.2	+7.6	4	7:33.7	+14.9	4			
Shooting		0	29.1	+7.2	47	0	21.4	+4.6	11	0	50.6	+11.3	=26
Range Time		48.7	+7.1	=42	42.0	+6.0	13			1:30.7	+13.1	=21	
Course Time		6:53.0	+8.3	9	6:59.6	+6.1	4	7:33.7	+14.9	4	21:26.3	+21.1	4
Penalty Time		6.4			5.6					12.0			
4	42	JACQUELIN Emilien	FRA						0	23:09.2	+16.1	4	
Cumulative Time		7:33.6	0.0	1	15:14.5	0.0	1			23:09.2	+16.1	4	
Loop Time		7:33.6	0.0	1	7:40.9	+1.3	2	7:54.7	+35.9	22			
Shooting		0	22.4	+0.5	=2	0	16.8	0.0	1	0	39.3	0.0	1
Range Time		41.6	0.0	1	36.0	0.0	1			1:17.6	0.0	1	
Course Time		6:46.0	+1.3	2	6:59.9	+6.4	5	7:54.7	+35.9	22	21:40.6	+35.4	9
Penalty Time		6.0			5.0					11.0			
5	44	SAMUELSSON Sebastian	SWE						0	23:18.1	+25.0	5	
Cumulative Time		7:51.0	+17.4	7	15:40.9	+26.4	5			23:18.1	+25.0	5	
Loop Time		7:51.0	+17.4	7	7:49.9	+10.3	5	7:37.2	+18.4	7			
Shooting		0	25.5	+3.6	=18	0	20.6	+3.8	9	0	46.1	+6.8	=5
Range Time		46.1	+4.5	17	40.2	+4.2	5			1:26.3	+8.7	=5	
Course Time		6:58.4	+13.7	17	7:04.2	+10.7	9	7:37.2	+18.4	7	21:39.8	+34.6	8
Penalty Time		6.5			5.5					12.0			
6	64	DALE-SKJEVDAL Johannes	NOR						2	23:36.1	+43.0	6	
Cumulative Time		7:46.4	+12.8	4	16:17.3	+1:02.8	12			23:36.1	+43.0	6	
Loop Time		7:46.4	+12.8	4	8:30.9	+51.3	26	7:18.8	0.0	1			
Shooting		0	32.7	+10.8	=71	2	26.7	+9.9	59	2	59.4	+20.1	69
Range Time		52.5	+10.9	67	46.6	+10.6	=47			1:39.1	+21.5	58	
Course Time		6:47.7	+3.0	5	6:58.7	+5.2	2	7:18.8	0.0	1	21:05.2	0.0	1
Penalty Time		6.2			45.6					51.8			
7	50	PONSILUOMA Martin	SWE						2	23:39.8	+46.7	7	
Cumulative Time		7:58.3	+24.7	=12	16:06.7	+52.2	6			23:39.8	+46.7	7	
Loop Time		7:58.3	+24.7	=12	8:08.4	+28.8	9	7:33.1	+14.3	3			
Shooting		1	24.9	+3.0	14	1	19.9	+3.1	=3	2	44.8	+5.5	3
Range Time		44.4	+2.8	9	39.4	+3.4	3			1:23.8	+6.2	3	
Course Time		6:47.0	+2.3	3	7:02.8	+9.3	7	7:33.1	+14.3	3	21:22.9	+17.7	3
Penalty Time		26.9			26.2					53.1			
8	58	BOTN Johan-Olav	NOR						1	23:51.3	+58.2	8	
Cumulative Time		8:15.0	+41.4	35	16:17.0	+1:02.5	11			23:51.3	+58.2	8	
Loop Time		8:15.0	+41.4	35	8:02.0	+22.4	6	7:34.3	+15.5	5			
Shooting		1	34.0	+12.1	79	0	35.7	+18.9	90	1	1:09.8	+30.5	89
Range Time		54.2	+12.6	76	55.8	+19.8	88			1:50.0	+32.4	88	
Course Time		6:54.6	+9.9	10	7:00.9	+7.4	6	7:34.3	+15.5	5	21:29.8	+24.6	6
Penalty Time		26.2			5.3					31.5			



Competition Analysis

Analisi della gara / Wettkampfanalyse / Analyses de l'épreuve

Rank	Bib	Name	NOC Code		T							
		Loop 1		Loop 2		Loop 3		Result		Behind		Rank
		Time	Rank	Time	Rank	Time	Rank					
9	48	PERROT Eric	FRA		2		23:55.2		+1:02.1		9	
Cumulative Time		7:58.3	+24.7 =12	16:12.7	+58.2 8			23:55.2		+1:02.1		9
Loop Time		7:58.3	+24.7 =12	8:14.4	+34.8 13	7:42.5	+23.7 9					
Shooting		1 23.7	+1.8 7	1 23.7	+6.9 =31			2	47.5	+8.2		13
Range Time		43.1	+1.5 6	43.3	+7.3 22			1:26.4		+8.8		8
Course Time		6:47.5	+2.8 4	7:04.0	+10.5 8	7:42.5	+23.7 9	21:34.0		+28.8		7
Penalty Time		27.7		27.1				54.8				
10	36	HORN Philipp	GER		1		24:02.3		+1:09.2		10	
Cumulative Time		7:55.3	+21.7 10	16:13.5	+59.0 9			24:02.3		+1:09.2		10
Loop Time		7:55.3	+21.7 10	8:18.2	+38.6 15	7:48.8	+30.0 14					
Shooting		0 30.7	+8.8 =55	1 24.7	+7.9 =40			1	55.5	+16.2		51
Range Time		51.2	+9.6 58	44.5	+8.5 =30			1:35.7		+18.1		=43
Course Time		6:57.3	+12.6 =14	7:07.3	+13.8 11	7:48.8	+30.0 14	21:53.4		+48.2		11
Penalty Time		6.8		26.4				33.2				
11	15	HIIDENSALO Olli	FIN		0		24:02.4		+1:09.3		11	
Cumulative Time		8:02.6	+29.0 =20	16:14.5	+1:00.0 10			24:02.4		+1:09.3		11
Loop Time		8:02.6	+29.0 =20	8:11.9	+32.3 10	7:47.9	+29.1 12					
Shooting		0 24.4	+2.5 9	0 22.4	+5.6 =19			0	46.9	+7.6		=9
Range Time		44.9	+3.3 =12	42.8	+6.8 =18			1:27.7		+10.1		9
Course Time		7:11.3	+26.6 46	7:23.3	+29.8 =30	7:47.9	+29.1 12	22:22.5		+1:17.3		24
Penalty Time		6.4		5.8				12.2				
12	54	WRIGHT Campbell	USA		1		24:03.1		+1:10.0		12	
Cumulative Time		8:05.7	+32.1 26	16:08.3	+53.8 7			24:03.1		+1:10.0		12
Loop Time		8:05.7	+32.1 26	8:02.6	+23.0 7	7:54.8	+36.0 23					
Shooting		1 25.1	+3.2 15	0 21.9	+5.1 =14			1	47.1	+7.8		11
Range Time		43.7	+2.1 8	42.6	+6.6 =16			1:26.3		+8.7		=5
Course Time		6:55.8	+11.1 11	7:14.3	+20.8 17	7:54.8	+36.0 23	22:04.9		+59.7		16
Penalty Time		26.2		5.7				31.9				
13	46	HOFER Lukas	ITA		1		24:15.2		+1:22.1		13	
Cumulative Time		7:55.8	+22.2 11	16:28.8	+1:14.3 16			24:15.2		+1:22.1		13
Loop Time		7:55.8	+22.2 11	8:33.0	+53.4 29	7:46.4	+27.6 11					
Shooting		0 32.0	+10.1 =66	1 30.6	+13.8 82			1	1:02.6	+23.3		=77
Range Time		52.2	+10.6 66	51.1	+15.1 81			1:43.3		+25.7		=73
Course Time		6:57.3	+12.6 =14	7:15.3	+21.8 18	7:46.4	+27.6 11	21:59.0		+53.8		13
Penalty Time		6.3		26.6				32.9				
14	22	BURKHALTER Joscha	SUI		0		24:15.4		+1:22.3		14	
Cumulative Time		8:05.5	+31.9 25	16:23.8	+1:09.3 13			24:15.4		+1:22.3		14
Loop Time		8:05.5	+31.9 25	8:18.3	+38.7 16	7:51.6	+32.8 17					
Shooting		0 25.5	+3.6 =18	0 24.2	+7.4 38			0	49.7	+10.4		=21
Range Time		44.7	+3.1 10	43.5	+7.5 23			1:28.2		+10.6		12
Course Time		7:14.7	+30.0 =56	7:29.3	+35.8 42	7:51.6	+32.8 17	22:35.6		+1:30.4		=30
Penalty Time		6.1		5.5				11.6				
15	27	STALDER Sebastian	SUI		0		24:26.8		+1:33.7		15	
Cumulative Time		8:07.1	+33.5 28	16:29.4	+1:14.9 17			24:26.8		+1:33.7		15
Loop Time		8:07.1	+33.5 28	8:22.3	+42.7 21	7:57.4	+38.6 27					
Shooting		0 22.4	+0.5 =2	0 24.1	+7.3 =36			0	46.6	+7.3		7
Range Time		42.0	+0.4 2	44.3	+8.3 =27			1:26.3		+8.7		=5
Course Time		7:18.9	+34.2 68	7:32.5	+39.0 47	7:57.4	+38.6 27	22:48.8		+1:43.6		40
Penalty Time		6.2		5.5				11.7				
16	53	ROMANIN Nicola	ITA		0		24:27.5		+1:34.4		16	
Cumulative Time		8:12.7	+39.1 30	16:27.0	+1:12.5 15			24:27.5		+1:34.4		16
Loop Time		8:12.7	+39.1 30	8:14.3	+34.7 12	8:00.5	+41.7 30					
Shooting		0 28.0	+6.1 39	0 24.7	+7.9 =40			0	52.7	+13.4		36
Range Time		48.5	+6.9 =39	44.6	+8.6 =32			1:33.1		+15.5		35
Course Time		7:17.4	+32.7 63	7:23.8	+30.3 32	8:00.5	+41.7 30	22:41.7		+1:36.5		36
Penalty Time		6.8		5.9				12.7				



Competition Analysis

Analisi della gara / Wettkampfanalyse / Analyses de l'épreuve

Rank	Bib	Name	NOC Code		T									
		Loop 1		Loop 2		Loop 3		Result	Behind	Rank				
		Time	Rank	Time	Rank	Time	Rank							
17	41	HARTWEG Niklas	SUI		2		24:32.0	+1:38.9	17					
Cumulative Time		7:50.4	+16.8	6	16:40.8	+1:26.3	24		24:32.0	+1:38.9	17			
Loop Time		7:50.4	+16.8	6	8:50.4	+1:10.8	48	7:51.2	+32.4	16				
Shooting	0	29.0	+7.1	=44	2	26.3	+9.5	53		2	55.3	+16.0	=49	
Range Time		48.4	+6.8	=36		46.7	+10.7	49			1:35.1	+17.5	=41	
Course Time		6:56.2	+11.5	12	7:13.2	+19.7	16	7:51.2	+32.4	16	22:00.6	+55.4	15	
Penalty Time		5.8			50.5						56.3			
18	34	SEPPALA Tero	FIN		2		24:34.1	+1:41.0	18					
Cumulative Time		8:25.0	+51.4	44	16:44.6	+1:30.1	=26		24:34.1	+1:41.0	18			
Loop Time		8:25.0	+51.4	44	8:19.6	+40.0	18	7:49.5	+30.7	15				
Shooting	1	23.0	+1.1	6	1	23.6	+6.8	=28		2	46.7	+7.4	8	
Range Time		42.8	+1.2	5		45.2	+9.2	=39			1:28.0	+10.4	=10	
Course Time		7:14.7	+30.0	=56		7:06.5	+13.0	10	7:49.5	+30.7	15	22:10.7	+1:05.5	20
Penalty Time		27.5			27.9						55.4			
19	20	ZOBEL David	GER		0		24:34.9	+1:41.8	19					
Cumulative Time		8:03.9	+30.3	22	16:30.6	+1:16.1	19		24:34.9	+1:41.8	19			
Loop Time		8:03.9	+30.3	22	8:26.7	+47.1	22	8:04.3	+45.5	35				
Shooting	0	30.8	+8.9	57	0	33.2	+16.4	86		0	1:04.1	+24.8	84	
Range Time		50.5	+8.9	=51		53.5	+17.5	85			1:44.0	+26.4	=79	
Course Time		7:06.3	+21.6	28	7:27.1	+33.6	37	8:04.3	+45.5	35	22:37.7	+1:32.5	33	
Penalty Time		7.1			6.1						13.2			
20	38	HORNIG Vitezslav	CZE		1		24:35.2	+1:42.1	20					
Cumulative Time		8:29.7	+56.1	51	16:35.2	+1:20.7	20		24:35.2	+1:42.1	20			
Loop Time		8:29.7	+56.1	51	8:05.5	+25.9	8	8:00.0	+41.2	29				
Shooting	1	27.3	+5.4	32	0	21.9	+5.1	=14		1	49.3	+10.0	20	
Range Time		47.9	+6.3	=29		42.9	+6.9	20			1:30.8	+13.2	23	
Course Time		7:13.4	+28.7	49	7:16.8	+23.3	21	8:00.0	+41.2	29	22:30.2	+1:25.0	28	
Penalty Time		28.4			5.8						34.2			
21	74	HARJULA Tuomas	FIN		1		24:36.4	+1:43.3	21					
Cumulative Time		8:08.3	+34.7	29	16:40.0	+1:25.5	23		24:36.4	+1:43.3	21			
Loop Time		8:08.3	+34.7	29	8:31.7	+52.1	=27	7:56.4	+37.6	26				
Shooting	0	28.4	+6.5	42	1	22.4	+5.6	=19		1	50.8	+11.5	=28	
Range Time		47.9	+6.3	=29		42.8	+6.8	=18			1:30.7	+13.1	=21	
Course Time		7:14.3	+29.6	54	7:22.1	+28.6	26	7:56.4	+37.6	26	22:32.8	+1:27.6	29	
Penalty Time		6.1			26.8						32.9			
22	62	GIACOMEL Tommaso	ITA		3		24:36.5	+1:43.4	22					
Cumulative Time		8:28.0	+54.4	48	16:44.4	+1:29.9	25		24:36.5	+1:43.4	22			
Loop Time		8:28.0	+54.4	48	8:16.4	+36.8	14	7:52.1	+33.3	=18				
Shooting	2	33.4	+11.5	77	1	22.4	+5.6	=19		3	55.9	+16.6	=53	
Range Time		53.3	+11.7	=72		41.5	+5.5	=9			1:34.8	+17.2	=39	
Course Time		6:47.8	+3.1	6	7:08.2	+14.7	12	7:52.1	+33.3	=18	21:48.1	+42.9	10	
Penalty Time		46.9			26.7						1:13.6			
23	30	STRELOW Justus	GER		1		24:39.5	+1:46.4	23					
Cumulative Time		7:55.2	+21.6	9	16:30.4	+1:15.9	18		24:39.5	+1:46.4	23			
Loop Time		7:55.2	+21.6	9	8:35.2	+55.6	31	8:09.1	+50.3	42				
Shooting	0	22.7	+0.8	=4	1	23.3	+6.5	27		1	46.1	+6.8	=5	
Range Time		43.5	+1.9	7		45.0	+9.0	=36			1:28.5	+10.9	13	
Course Time		7:04.1	+19.4	23	7:22.4	+28.9	27	8:09.1	+50.3	42	22:35.6	+1:30.4	=30	
Penalty Time		7.6			27.8						35.4			
24	16	MANDZYN Vitalii	UKR		1		24:40.5	+1:47.4	24					
Cumulative Time		8:00.0	+26.4	17	16:38.0	+1:23.5	21		24:40.5	+1:47.4	24			
Loop Time		8:00.0	+26.4	17	8:38.0	+58.4	32	8:02.5	+43.7	32				
Shooting	0	27.1	+5.2	30	1	23.6	+6.8	=28		1	50.8	+11.5	=28	
Range Time		46.8	+5.2	23		43.7	+7.7	24			1:30.5	+12.9	19	
Course Time		7:06.8	+22.1	32	7:27.9	+34.4	40	8:02.5	+43.7	32	22:37.2	+1:32.0	32	
Penalty Time		6.4			26.4						32.8			



Competition Analysis

Analisi della gara / Wettkampfanalyse / Analyses de l'épreuve

Rank	Bib	Name	NOC Code		T								
		Loop 1		Loop 2		Loop 3		Result	Behind	Rank			
		Time	Rank	Time	Rank	Time	Rank						
25	33	FAK Jakov	SLO		1		24:45.2	+1:52.1	25				
Cumulative Time		8:05.3	+31.7	24	16:46.5	+1:32.0	28	24:45.2	+1:52.1	25			
Loop Time		8:05.3	+31.7	24	8:41.2	+1:01.6	39	7:58.7	+39.9	28			
Shooting	0	25.4	+3.5	=16	1	31.2	+14.4	84	1	56.6	+17.3	57	
Range Time		45.0	+3.4	14	50.8	+14.8	80	1:35.8	+18.2	=45			
Course Time		7:14.2	+29.5	53	7:25.4	+31.9	=33	7:58.7	+39.9	28	22:38.3	+1:33.1	34
Penalty Time		6.1			25.0						31.1		
26	52	NAWRATH Philipp	GER		3		24:46.0	+1:52.9	26				
Cumulative Time		8:31.8	+58.2	56	16:53.9	+1:39.4	30	24:46.0	+1:52.9	26			
Loop Time		8:31.8	+58.2	56	8:22.1	+42.5	20	7:52.1	+33.3	=18			
Shooting	2	27.0	+5.1	=27	1	27.5	+10.7	65	3	54.5	+15.2	45	
Range Time		48.3	+6.7	=34		45.5	+9.5	42		1:33.8	+16.2	=36	
Course Time		6:56.3	+11.6	13	7:10.9	+17.4	14	7:52.1	+33.3	=18	21:59.3	+54.1	14
Penalty Time		47.2			25.7						1:12.9		
27	21	PIDRUCHNYI Dmytro	UKR		2		24:47.9	+1:54.8	27				
Cumulative Time		8:13.6	+40.0	33	16:52.2	+1:37.7	29	24:47.9	+1:54.8	27			
Loop Time		8:13.6	+40.0	33	8:38.6	+59.0	=36	7:55.7	+36.9	25			
Shooting	1	28.2	+6.3	40	1	27.0	+10.2	=62	2	55.3	+16.0	=49	
Range Time		48.6	+7.0	41	48.9	+12.9	=66			1:37.5	+19.9	54	
Course Time		6:57.7	+13.0	16	7:22.9	+29.4	29	7:55.7	+36.9	25	22:16.3	+1:11.1	21
Penalty Time		27.3			26.8						54.1		
28	26	KRCMAR Michal	CZE		2		24:49.9	+1:56.8	28				
Cumulative Time		8:02.6	+29.0	=20	16:57.4	+1:42.9	33	24:49.9	+1:56.8	28			
Loop Time		8:02.6	+29.0	=20	8:54.8	+1:15.2	52	7:52.5	+33.7	21			
Shooting	0	33.2	+11.3	76	2	25.1	+8.3	44	2	58.4	+19.1	64	
Range Time		53.6	+12.0	75	46.2	+10.2	=45			1:39.8	+22.2	60	
Course Time		7:03.5	+18.8	22	7:22.8	+29.3	28	7:52.5	+33.7	21	22:18.8	+1:13.6	22
Penalty Time		5.5			45.8						51.3		
29	47	GUNKA Jan	POL		1		24:50.5	+1:57.4	29				
Cumulative Time		8:25.5	+51.9	47	16:38.4	+1:23.9	22	24:50.5	+1:57.4	29			
Loop Time		8:25.5	+51.9	47	8:12.9	+33.3	11	8:12.1	+53.3	48			
Shooting	1	27.0	+5.1	=27	0	20.2	+3.4	=6	1	47.2	+7.9	12	
Range Time		48.0	+6.4	32	40.0	+4.0	4			1:28.0	+10.4	=10	
Course Time		7:10.5	+25.8	44	7:27.2	+33.7	38	8:12.1	+53.3	48	22:49.8	+1:44.6	41
Penalty Time		27.0			5.7						32.7		
30	51	RASTORGUJEVS Andrejs	LAT		1		24:56.9	+2:03.8	30				
Cumulative Time		7:54.3	+20.7	8	16:24.9	+1:10.4	14	24:56.9	+2:03.8	30			
Loop Time		7:54.3	+20.7	8	8:30.6	+51.0	25	8:32.0	+1:13.2	74			
Shooting	0	26.1	+4.2	=20	1	25.5	+8.7	49	1	51.6	+12.3	32	
Range Time		46.2	+4.6	18	46.1	+10.1	44			1:32.3	+14.7	29	
Course Time		7:02.5	+17.8	21	7:17.6	+24.1	22	8:32.0	+1:13.2	74	22:52.1	+1:46.9	42
Penalty Time		5.6			26.9						32.5		
31	77	RUNNALLS Adam	CAN		1		25:02.5	+2:09.4	31				
Cumulative Time		8:06.6	+33.0	27	16:56.8	+1:42.3	31	25:02.5	+2:09.4	31			
Loop Time		8:06.6	+33.0	27	8:50.2	+1:10.6	47	8:05.7	+46.9	37			
Shooting	0	24.8	+2.9	13	1	22.9	+6.1	23	1	47.8	+8.5	15	
Range Time		46.7	+5.1	22	44.5	+8.5	=30			1:31.2	+13.6	=26	
Course Time		7:13.6	+28.9	=50	7:35.9	+42.4	50	8:05.7	+46.9	37	22:55.2	+1:50.0	43
Penalty Time		6.3			29.8						36.1		
32	85	LOZBERS Rihards	LAT		2		25:05.2	+2:12.1	32				
Cumulative Time		8:30.3	+56.7	54	17:02.0	+1:47.5	36	25:05.2	+2:12.1	32			
Loop Time		8:30.3	+56.7	54	8:31.7	+52.1	=27	8:03.2	+44.4	33			
Shooting	1	38.7	+16.8	90	1	29.3	+12.5	79	2	1:08.1	+28.8	86	
Range Time		58.0	+16.4	88	49.4	+13.4	=71			1:47.4	+29.8	85	
Course Time		7:06.5	+21.8	=29	7:15.6	+22.1	19	8:03.2	+44.4	33	22:25.3	+1:20.1	26
Penalty Time		25.8			26.7						52.5		



Competition Analysis

Analisi della gara / Wettkampfanalyse / Analyses de l'épreuve

Rank	Bib	Name	NOC Code			T			Result	Behind	Rank			
		Loop 1		Loop 2		Loop 3								
		Time	Rank	Time	Rank	Time	Rank							
33	4	MIKYSKA Tomas	CZE			1			25:05.3	+2:12.2	33			
Cumulative Time		8:23.0	+49.4	41	16:44.6	+1:30.1	=26			25:05.3	+2:12.2	33		
Loop Time		8:23.0	+49.4	41	8:21.6	+42.0	19	8:20.7	+1:01.9	60				
Shooting	1	24.6	+2.7	=10	0	23.0	+6.2	=24		1	47.6	+8.3	14	
Range Time		45.8	+4.2	16		44.2	+8.2	26			1:30.0	+12.4	17	
Course Time		7:08.4	+23.7	36		7:31.2	+37.7	43	8:20.7	+1:01.9	60	23:00.3	+1:55.1	49
Penalty Time		28.8				6.2						35.0		
34	37	PLANKO Lovro	SLO			3			25:06.0	+2:12.9	34			
Cumulative Time		8:44.0	+1:10.4	70	17:17.3	+2:02.8	43			25:06.0	+2:12.9	34		
Loop Time		8:44.0	+1:10.4	70	8:33.3	+53.7	30	7:48.7	+29.9	13				
Shooting	2	29.7	+7.8	=51	1	25.3	+8.5	=47		3	55.1	+15.8	48	
Range Time		50.3	+8.7	48		44.8	+8.8	35			1:35.1	+17.5	=41	
Course Time		7:07.2	+22.5	34		7:23.3	+29.8	=30	7:48.7	+29.9	13	22:19.2	+1:14.0	23
Penalty Time		46.5				25.2						1:11.7		
35	17	VIDMAR Anton	SLO			2			25:10.0	+2:16.9	35			
Cumulative Time		7:58.4	+24.8	14	17:00.2	+1:45.7	34			25:10.0	+2:16.9	35		
Loop Time		7:58.4	+24.8	14	9:01.8	+1:22.2	61	8:09.8	+51.0	43				
Shooting	0	27.2	+5.3	31	2	23.8	+7.0	=34		2	51.0	+11.7	30	
Range Time		47.7	+6.1	27		46.2	+10.2	=45			1:33.9	+16.3	38	
Course Time		7:05.1	+20.4	25		7:27.7	+34.2	39	8:09.8	+51.0	43	22:42.6	+1:37.4	37
Penalty Time		5.6				47.9						53.5		
36	79	DOVZAN Miha	SLO			1			25:10.4	+2:17.3	36			
Cumulative Time		7:58.8	+25.2	15	16:56.9	+1:42.4	32			25:10.4	+2:17.3	36		
Loop Time		7:58.8	+25.2	15	8:58.1	+1:18.5	57	8:13.5	+54.7	49				
Shooting	0	21.9	0.0	1	1	18.2	+1.4	2		1	40.2	+0.9	2	
Range Time		42.4	+0.8	4		38.2	+2.2	2			1:20.6	+3.0	2	
Course Time		7:09.9	+25.2	41		7:53.4	+59.9	82	8:13.5	+54.7	49	23:16.8	+2:11.6	58
Penalty Time		6.5				26.5						33.0		
37	35	GALICA Grzegorz	POL			2			25:10.8	+2:17.7	37			
Cumulative Time		8:01.0	+27.4	18	17:02.2	+1:47.7	38			25:10.8	+2:17.7	37		
Loop Time		8:01.0	+27.4	18	9:01.2	+1:21.6	59	8:08.6	+49.8	41				
Shooting	0	24.7	+2.8	12	2	27.3	+10.5	64		2	52.0	+12.7	33	
Range Time		44.8	+3.2	11		47.9	+11.9	55			1:32.7	+15.1	=31	
Course Time		7:10.4	+25.7	43		7:25.4	+31.9	=33	8:08.6	+49.8	41	22:44.4	+1:39.2	38
Penalty Time		5.8				47.9						53.7		
38	49	CLAUDE Florent	BEL			2			25:13.9	+2:20.8	38			
Cumulative Time		8:22.8	+49.2	40	17:02.1	+1:47.6	37			25:13.9	+2:20.8	38		
Loop Time		8:22.8	+49.2	40	8:39.3	+59.7	38	8:11.8	+53.0	=45				
Shooting	1	27.9	+6.0	38	1	26.1	+9.3	52		2	54.0	+14.7	=41	
Range Time		48.4	+6.8	=36		45.4	+9.4	41			1:33.8	+16.2	=36	
Course Time		7:06.6	+21.9	31		7:26.7	+33.2	36	8:11.8	+53.0	=45	22:45.1	+1:39.9	39
Penalty Time		27.8				27.2						55.0		
39	84	MUELLAUER Fabian	AUT			2			25:16.7	+2:23.6	39			
Cumulative Time		8:04.3	+30.7	23	17:09.7	+1:55.2	40			25:16.7	+2:23.6	39		
Loop Time		8:04.3	+30.7	23	9:05.4	+1:25.8	=63	8:07.0	+48.2	39				
Shooting	0	32.4	+10.5	=69	2	27.8	+11.0	66		2	1:00.2	+20.9	72	
Range Time		52.0	+10.4	=63		48.3	+12.3	60			1:40.3	+22.7	62	
Course Time		7:06.5	+21.8	=29		7:25.9	+32.4	35	8:07.0	+48.2	39	22:39.4	+1:34.2	35
Penalty Time		5.8				51.2						57.0		
40	65	INVENIUS Otto	FIN			4			25:20.1	+2:27.0	40			
Cumulative Time		8:19.8	+46.2	38	17:39.6	+2:25.1	60			25:20.1	+2:27.0	40		
Loop Time		8:19.8	+46.2	38	9:19.8	+1:40.2	75	7:40.5	+21.7	8				
Shooting	1	25.4	+3.5	=16	3	29.2	+12.4	=77		4	54.7	+15.4	46	
Range Time		45.6	+4.0	15		50.5	+14.5	=78			1:36.1	+18.5	=48	
Course Time		7:07.1	+22.4	33		7:18.0	+24.5	23	7:40.5	+21.7	8	22:05.6	+1:00.4	17
Penalty Time		27.1				1:11.3						1:38.4		



Competition Analysis

Analisi della gara / Wettkampfanalyse / Analyses de l'épreuve

Rank	Bib	Name	NOC Code			T			Result	Behind	Rank		
		Loop 1		Loop 2		Loop 3							
		Time	Rank	Time	Rank	Time	Rank						
41	32	CLAUDE Fabien	FRA						5	25:23.2	+2:30.1	41	
Cumulative Time		8:25.4	+51.8	46	17:30.8	+2:16.3	=55			25:23.2	+2:30.1	41	
Loop Time		8:25.4	+51.8	46	9:05.4	+1:25.8	=63	7:52.4	+33.6	20			
Shooting		2	26.8	+4.9	25	3	23.6	+6.8	=28	5	50.5	+11.2	25
Range Time		46.5	+4.9	20	44.7	+8.7	34			1:31.2	+13.6	=26	
Course Time		6:51.5	+6.8	7	7:09.9	+16.4	13	7:52.4	+33.6	20	21:53.8	+48.6	12
Penalty Time		47.4				1:10.8					1:58.2		
42	10	TODEV Blagoy	BUL						1	25:23.6	+2:30.5	42	
Cumulative Time		8:31.2	+57.6	55	17:01.5	+1:47.0	35			25:23.6	+2:30.5	42	
Loop Time		8:31.2	+57.6	55	8:30.3	+50.7	24	8:22.1	+1:03.3	=62			
Shooting		1	24.6	+2.7	=10	0	22.2	+5.4	17	1	46.9	+7.6	=9
Range Time		46.3	+4.7	19	44.6	+8.6	=32			1:30.9	+13.3	=24	
Course Time		7:16.0	+31.3	60	7:39.6	+46.1	56	8:22.1	+1:03.3	=62	23:17.7	+2:12.5	60
Penalty Time		28.9				6.1					35.0		
43	11	STEFANSSON Malte	SWE						2	25:23.9	+2:30.8	43	
Cumulative Time		8:51.7	+1:18.1	74	17:19.9	+2:05.4	=44			25:23.9	+2:30.8	43	
Loop Time		8:51.7	+1:18.1	74	8:28.2	+48.6	23	8:04.0	+45.2	34			
Shooting		2	31.5	+9.6	62	0	21.6	+4.8	=12	2	53.1	+13.8	38
Range Time		51.7	+10.1	=59	41.0	+5.0	7			1:32.7	+15.1	=31	
Course Time		7:09.8	+25.1	40	7:41.6	+48.1	62	8:04.0	+45.2	34	22:55.4	+1:50.2	44
Penalty Time		50.2				5.6					55.8		
44	73	ZAHKNA Rene	EST						1	25:26.9	+2:33.8	44	
Cumulative Time		8:19.6	+46.0	37	17:07.7	+1:53.2	39			25:26.9	+2:33.8	44	
Loop Time		8:19.6	+46.0	37	8:48.1	+1:08.5	44	8:19.2	+1:00.4	59			
Shooting		0	28.3	+6.4	41	1	25.8	+9.0	51	1	54.1	+14.8	=43
Range Time		49.7	+8.1	46	47.4	+11.4	51			1:37.1	+19.5	53	
Course Time		7:24.3	+39.6	74	7:32.9	+39.4	48	8:19.2	+1:00.4	59	23:16.4	+2:11.2	57
Penalty Time		5.6				27.8					33.4		
45	68	KARLIK Mikulas	CZE						4	25:30.2	+2:37.1	45	
Cumulative Time		8:19.2	+45.6	36	17:44.4	+2:29.9	62			25:30.2	+2:37.1	45	
Loop Time		8:19.2	+45.6	36	9:25.2	+1:45.6	80	7:45.8	+27.0	10			
Shooting		1	31.0	+9.1	58	3	26.9	+10.1	=60	4	57.9	+18.6	62
Range Time		51.1	+9.5	57	49.3	+13.3	70			1:40.4	+22.8	=63	
Course Time		7:00.0	+15.3	19	7:20.3	+26.8	=24	7:45.8	+27.0	10	22:06.1	+1:00.9	18
Penalty Time		28.1				1:15.6					1:43.7		
46	18	EDER Simon	AUT						2	25:31.0	+2:37.9	46	
Cumulative Time		8:30.2	+56.6	53	17:24.8	+2:10.3	48			25:31.0	+2:37.9	46	
Loop Time		8:30.2	+56.6	53	8:54.6	+1:15.0	51	8:06.2	+47.4	38			
Shooting		1	22.7	+0.8	=4	1	22.4	+5.6	=19	2	45.2	+5.9	4
Range Time		42.1	+0.5	3	43.1	+7.1	21			1:25.2	+7.6	4	
Course Time		7:20.5	+35.8	=70	7:44.5	+51.0	68	8:06.2	+47.4	38	23:11.2	+2:06.0	54
Penalty Time		27.6				27.0					54.6		
47	31	SCHOMMER Paul	USA						1	25:31.3	+2:38.2	47	
Cumulative Time		8:35.6	+1:02.0	60	17:14.2	+1:59.7	42			25:31.3	+2:38.2	47	
Loop Time		8:35.6	+1:02.0	60	8:38.6	+59.0	=36	8:17.1	+58.3	=56			
Shooting		1	29.0	+7.1	=44	0	29.8	+13.0	80	1	58.9	+19.6	=66
Range Time		48.9	+7.3	=44	51.2	+15.2	82			1:40.1	+22.5	61	
Course Time		7:20.1	+35.4	69	7:41.8	+48.3	63	8:17.1	+58.3	=56	23:19.0	+2:13.8	62
Penalty Time		26.6				5.6					32.2		
48	61	CONNELLY Zachary	CAN						4	25:33.5	+2:40.4	48	
Cumulative Time		7:59.9	+26.3	16	17:38.3	+2:23.8	59			25:33.5	+2:40.4	48	
Loop Time		7:59.9	+26.3	16	9:38.4	+1:58.8	86	7:55.2	+36.4	24			
Shooting		0	32.7	+10.8	=71	4	27.9	+11.1	=67	4	1:00.6	+21.3	73
Range Time		54.4	+12.8	78	49.5	+13.5	73			1:43.9	+26.3	78	
Course Time		6:59.3	+14.6	18	7:11.7	+18.2	15	7:55.2	+36.4	24	22:06.2	+1:01.0	19
Penalty Time		6.2				1:37.2					1:43.4		



Competition Analysis

Analisi della gara / Wettkampfanalyse / Analyses de l'épreuve

Rank	Bib	Name	NOC Code		T						
		Loop 1		Loop 2		Loop 3		Result	Behind	Rank	
		Time	Rank	Time	Rank	Time	Rank				
49	24	STROLIA Vytautas	LTU				2	25:37.4	+2:44.3	49	
Cumulative Time		8:29.9	+56.3	52	17:19.9	+2:05.4	=44				
Loop Time		8:29.9	+56.3	52	8:50.0	+1:10.4	46	8:17.5	+58.7	58	
Shooting	1	27.6	+5.7	36	22.1	+5.3	16			2	
Range Time		47.8	+6.2	28	42.4	+6.4	15				
Course Time		7:13.6	+28.9	=50	7:38.9	+45.4	=53	8:17.5	+58.7	58	
Penalty Time		28.5			28.7						
								25:37.4	+2:44.3	49	
49	66	JAKOB Patrick	AUT				2	25:37.4	+2:44.3	49	
Cumulative Time		8:13.1	+39.5	32	17:30.3	+2:15.8	53				
Loop Time		8:13.1	+39.5	32	9:17.2	+1:37.6	71	8:07.1	+48.3	40	
Shooting	0	26.9	+5.0	26	25.2	+8.4	=45			2	
Range Time		48.5	+6.9	=39	47.3	+11.3	50				
Course Time		7:18.4	+33.7	65	7:38.9	+45.4	=53	8:07.1	+48.3	40	
Penalty Time		6.2			51.0						
								25:37.4	+2:44.3	49	
51	72	KIREYEV Vladislav	KAZ				2	25:41.6	+2:48.5	51	
Cumulative Time		8:29.6	+56.0	50	17:27.5	+2:13.0	52				
Loop Time		8:29.6	+56.0	50	8:57.9	+1:18.3	56	8:14.1	+55.3	50	
Shooting	1	26.6	+4.7	24	21.3	+4.5	10			2	
Range Time		47.4	+5.8	26	41.8	+5.8	=11				
Course Time		7:13.3	+28.6	48	7:47.1	+53.6	73	8:14.1	+55.3	50	
Penalty Time		28.9			29.0						
								25:41.6	+2:48.5	51	
52	3	MISE Edgars	LAT				1	25:42.9	+2:49.8	52	
Cumulative Time		8:20.0	+46.4	39	17:25.9	+2:11.4	49				
Loop Time		8:20.0	+46.4	39	9:05.9	+1:26.3	65	8:17.0	+58.2	55	
Shooting	0	31.8	+9.9	=63	31.1	+14.3	83			1	
Range Time		52.1	+10.5	65	51.7	+15.7	84				
Course Time		7:22.0	+37.3	73	7:45.5	+52.0	70	8:17.0	+58.2	55	
Penalty Time		5.9			28.7						
								25:42.9	+2:49.8	52	
53	81	SIIMER Kristo	EST				0	25:43.1	+2:50.0	53	
Cumulative Time		8:24.1	+50.5	42	17:13.5	+1:59.0	41				
Loop Time		8:24.1	+50.5	42	8:49.4	+1:09.8	45	8:29.6	+1:10.8	70	
Shooting	0	29.4	+7.5	49	29.9	+13.1	81			0	
Range Time		50.6	+9.0	53	49.9	+13.9	75				
Course Time		7:27.7	+43.0	81	7:54.0	+1:00.5	84	8:29.6	+1:10.8	70	
Penalty Time		5.8			5.5						
								25:43.1	+2:50.0	53	
54	76	SHAMAEV Dmitrii	ROU				1	25:43.3	+2:50.2	54	
Cumulative Time		8:43.4	+1:09.8	69	17:21.6	+2:07.1	46				
Loop Time		8:43.4	+1:09.8	69	8:38.2	+58.6	34	8:21.7	+1:02.9	61	
Shooting	1	27.5	+5.6	=33	23.7	+6.9	=31			1	
Range Time		48.1	+6.5	33	44.3	+8.3	=27				
Course Time		7:26.6	+41.9	77	7:47.9	+54.4	75	8:21.7	+1:02.9	61	
Penalty Time		28.7			6.0						
								25:43.3	+2:50.2	54	
55	88	PLETZ Logan	CAN				2	25:46.7	+2:53.6	55	
Cumulative Time		8:33.0	+59.4	57	17:24.6	+2:10.1	47				
Loop Time		8:33.0	+59.4	57	8:51.6	+1:12.0	49	8:22.1	+1:03.3	=62	
Shooting	1	27.5	+5.6	=33	25.0	+8.2	43			2	
Range Time		47.9	+6.3	=29	45.0	+9.0	=36				
Course Time		7:16.8	+32.1	61	7:39.4	+45.9	55	8:22.1	+1:03.3	=62	
Penalty Time		28.3			27.2						
								25:46.7	+2:53.6	55	
56	57	VASILEV Konstantin	BUL				4	25:52.3	+2:59.2	56	
Cumulative Time		8:01.9	+28.3	19	17:50.6	+2:36.1	68				
Loop Time		8:01.9	+28.3	19	9:48.7	+2:09.1	89	8:01.7	+42.9	31	
Shooting	0	29.6	+7.7	50	26.4	+9.6	=54			4	
Range Time		51.0	+9.4	=55	48.0	+12.0	56				
Course Time		7:04.5	+19.8	24	7:20.3	+26.8	=24	8:01.7	+42.9	31	
Penalty Time		6.4			1:40.4						
								25:52.3	+2:59.2	56	



Competition Analysis

Analisi della gara / Wettkampfanalyse / Analyses de l'épreuve

Rank	Bib	Name	NOC Code		T								
		Loop 1		Loop 2		Loop 3			Result	Behind	Rank		
		Time	Rank	Time	Rank	Time	Rank						
57	25	BADACZ Konrad	POL		3		25:53.3		+3:00.2	57			
Cumulative Time		9:07.6	+1:34.0	81	17:27.1	+2:12.6	51			25:53.3	+3:00.2	57	
Loop Time		9:07.6	+1:34.0	81	8:19.5	+39.9	17	8:26.2	+1:07.4	66			
Shooting	3	28.7	+6.8	43	0	20.2	+3.4	=6		3	48.9	+9.6	18
Range Time		48.7	+7.1	=42		41.1	+5.1	8			1:29.8	+12.2	=15
Course Time		7:09.1	+24.4	38		7:32.3	+38.8	46			23:07.6	+2:02.4	51
Penalty Time		1:09.8				6.1					1:15.9		
58	71	BORGULA Jakub	SVK		1		25:55.0		+3:01.9	58			
Cumulative Time		8:25.3	+51.7	45	17:27.0	+2:12.5	50			25:55.0	+3:01.9	58	
Loop Time		8:25.3	+51.7	45	9:01.7	+1:22.1	60	8:28.0	+1:09.2	68			
Shooting	0	27.0	+5.1	=27	1	26.4	+9.6	=54		1	53.4	+14.1	39
Range Time		48.4	+6.8	=36		48.2	+12.2	=58			1:36.6	+19.0	=50
Course Time		7:30.9	+46.2	85		7:45.1	+51.6	69			23:44.0	+2:38.8	74
Penalty Time		6.0				28.4					34.4		
59	19	LEGOVIC Matija	CRO		2		25:58.6		+3:05.5	59			
Cumulative Time		8:38.4	+1:04.8	62	17:42.2	+2:27.7	61			25:58.6	+3:05.5	59	
Loop Time		8:38.4	+1:04.8	62	9:03.8	+1:24.2	62	8:16.4	+57.6	53			
Shooting	1	34.8	+12.9	=82	1	33.4	+16.6	87		2	1:08.3	+29.0	87
Range Time		56.7	+15.1	84		56.0	+20.0	89			1:52.7	+35.1	89
Course Time		7:13.9	+29.2	52		7:40.7	+47.2	60			23:11.0	+2:05.8	53
Penalty Time		27.8				27.1					54.9		
60	29	SLETTEMARK Sondre	DEN		2		25:59.5		+3:06.4	60			
Cumulative Time		8:53.5	+1:19.9	76	17:47.7	+2:33.2	65			25:59.5	+3:06.4	60	
Loop Time		8:53.5	+1:19.9	76	8:54.2	+1:14.6	50	8:11.8	+53.0	=45			
Shooting	1	32.4	+10.5	=69	1	28.3	+11.5	=71		2	1:00.8	+21.5	76
Range Time		51.8	+10.2	61		48.6	+12.6	65			1:40.4	+22.8	=63
Course Time		7:33.4	+48.7	88		7:36.0	+42.5	51			23:21.2	+2:16.0	63
Penalty Time		28.3				29.6					57.9		
61	12	DYUSSENOV Asset	KAZ		2		26:00.3		+3:07.2	61			
Cumulative Time		9:00.9	+1:27.3	77	17:45.8	+2:31.3	64			26:00.3	+3:07.2	61	
Loop Time		9:00.9	+1:27.3	77	8:44.9	+1:05.3	41	8:14.5	+55.7	51			
Shooting	2	32.7	+10.8	=71	0	28.0	+11.2	69		2	1:00.7	+21.4	=74
Range Time		54.8	+13.2	81		49.2	+13.2	69			1:44.0	+26.4	=79
Course Time		7:17.2	+32.5	62		7:49.7	+56.2	79			23:21.4	+2:16.2	=64
Penalty Time		48.9				6.0					54.9		
62	6	ZENI Elia	ITA		3		26:00.4		+3:07.3	62			
Cumulative Time		9:03.6	+1:30.0	78	17:49.0	+2:34.5	66			26:00.4	+3:07.3	62	
Loop Time		9:03.6	+1:30.0	78	8:45.4	+1:05.8	42	8:11.4	+52.6	44			
Shooting	2	32.8	+10.9	74	1	27.9	+11.1	=67		3	1:00.7	+21.4	=74
Range Time		54.6	+13.0	80		48.5	+12.5	64			1:43.1	+25.5	72
Course Time		7:17.5	+32.8	64		7:28.9	+35.4	41			22:57.8	+1:52.6	48
Penalty Time		51.5				28.0					1:19.5		
63	83	BORKOVSKYI Bohdan	UKR		2		26:06.0		+3:12.9	63			
Cumulative Time		8:33.6	+1:00.0	58	17:30.8	+2:16.3	=55			26:06.0	+3:12.9	63	
Loop Time		8:33.6	+1:00.0	58	8:57.2	+1:17.6	54	8:35.2	+1:16.4	=75			
Shooting	1	29.7	+7.8	=51	1	24.1	+7.3	=36		2	53.8	+14.5	40
Range Time		50.5	+8.9	=51		45.2	+9.2	=39			1:35.7	+18.1	=43
Course Time		7:15.0	+30.3	59		7:42.6	+49.1	64			23:32.8	+2:27.6	69
Penalty Time		28.1				29.4					57.5		
64	23	YAN Xingyuan	CHN		2		26:08.8		+3:15.7	64			
Cumulative Time		8:14.9	+41.3	34	17:38.2	+2:23.7	58			26:08.8	+3:15.7	64	
Loop Time		8:14.9	+41.3	34	9:23.3	+1:43.7	77	8:30.6	+1:11.8	72			
Shooting	0	34.5	+12.6	=80	2	34.0	+17.2	88		2	1:08.5	+29.2	88
Range Time		54.3	+12.7	77		53.8	+17.8	86			1:48.1	+30.5	86
Course Time		7:14.6	+29.9	55		7:41.3	+47.8	61			23:26.5	+2:21.3	68
Penalty Time		6.0				48.2					54.2		



Competition Analysis

Analisi della gara / Wettkampfanalyse / Analyses de l'épreuve

Rank	Bib	Name	NOC Code		T							
		Loop 1		Loop 2		Loop 3		Result	Behind	Rank		
		Time	Rank	Time	Rank	Time	Rank					
65	80	DOHERTY Sean	USA		3		26:12.6	+3:19.5	65			
Cumulative Time	8:42.1	+1:08.5	67	18:00.7	+2:46.2	=71	26:12.6	+3:19.5	65			
Loop Time	8:42.1	+1:08.5	67	9:18.6	+1:39.0	73	8:11.9	+53.1	47			
Shooting	1	34.5	+12.6	=80	2	29.2	+12.4	=77	3	1:03.7	+24.4	=82
Range Time	54.5	+12.9	79	50.2	+14.2	76	1:44.7	+27.1	81			
Course Time	7:20.5	+35.8	=70	7:40.0	+46.5	=58	8:11.9	+53.1	47	23:12.4	+2:07.2	55
Penalty Time	27.1			48.4			1:15.5					
66	59	GERMAIN Maxime	USA		3		26:13.4	+3:20.3	66			
Cumulative Time	9:06.7	+1:33.1	79	17:44.8	+2:30.3	63	26:13.4	+3:20.3	66			
Loop Time	9:06.7	+1:33.1	79	8:38.1	+58.5	33	8:28.6	+1:09.8	69			
Shooting	3	26.2	+4.3	22	0	23.8	+7.0	=34	3	50.1	+10.8	23
Range Time	46.6	+5.0	21	44.3	+8.3	=27	1:30.9	+13.3	=24			
Course Time	7:07.9	+23.2	35	7:47.8	+54.3	74	8:28.6	+1:09.8	69	23:24.3	+2:19.1	66
Penalty Time	1:12.2			6.0			1:18.2					
67	13	COLTEA George	ROU		2		26:14.9	+3:21.8	67			
Cumulative Time	8:12.9	+39.3	31	17:30.4	+2:15.9	54	26:14.9	+3:21.8	67			
Loop Time	8:12.9	+39.3	31	9:17.5	+1:37.9	72	8:44.5	+1:25.7	81			
Shooting	0	30.3	+8.4	54	2	23.7	+6.9	=31	2	54.0	+14.7	=41
Range Time	51.9	+10.3	62	45.0	+9.0	=36	1:36.9	+19.3	52			
Course Time	7:14.9	+30.2	58	7:44.0	+50.5	67	8:44.5	+1:25.7	81	23:43.4	+2:38.2	73
Penalty Time	6.1			48.5			54.6					
68	63	BUTA George	ROU		1		26:15.2	+3:22.1	68			
Cumulative Time	8:52.0	+1:18.4	75	17:34.8	+2:20.3	57	26:15.2	+3:22.1	68			
Loop Time	8:52.0	+1:18.4	75	8:42.8	+1:03.2	40	8:40.4	+1:21.6	79			
Shooting	1	35.1	+13.2	84	0	24.6	+7.8	39	1	59.7	+20.4	70
Range Time	57.5	+15.9	86	47.6	+11.6	=53	1:45.1	+27.5	82			
Course Time	7:26.0	+41.3	76	7:49.2	+55.7	78	8:40.4	+1:21.6	79	23:55.6	+2:50.4	80
Penalty Time	28.5			6.0			34.5					
69	82	ZAWOL Marcin	POL		4		26:15.4	+3:22.3	69			
Cumulative Time	9:14.0	+1:40.4	86	17:59.8	+2:45.3	70	26:15.4	+3:22.3	69			
Loop Time	9:14.0	+1:40.4	86	8:45.8	+1:06.2	43	8:15.6	+56.8	52			
Shooting	3	32.0	+10.1	=66	1	23.0	+6.2	=24	4	55.0	+15.7	47
Range Time	52.0	+10.4	=63	44.1	+8.1	25	1:36.1	+18.5	=48			
Course Time	7:08.8	+24.1	37	7:32.2	+38.7	45	8:15.6	+56.8	52	22:56.6	+1:51.4	46
Penalty Time	1:13.2			29.5			1:42.7					
70	55	ILIEV Vladimir	BUL		4		26:17.8	+3:24.7	70			
Cumulative Time	8:49.8	+1:16.2	72	18:00.7	+2:46.2	=71	26:17.8	+3:24.7	70			
Loop Time	8:49.8	+1:16.2	72	9:10.9	+1:31.3	67	8:17.1	+58.3	=56			
Shooting	2	34.8	+12.9	=82	2	28.7	+11.9	74	4	1:03.6	+24.3	81
Range Time	55.3	+13.7	83	48.4	+12.4	=61	1:43.7	+26.1	76			
Course Time	7:05.8	+21.1	26	7:33.0	+39.5	49	8:17.1	+58.3	=56	22:55.9	+1:50.7	45
Penalty Time	48.7			49.5			1:38.2					
71	5	FOMIN Maksim	LTU		2		26:19.5	+3:26.4	71			
Cumulative Time	8:41.9	+1:08.3	66	17:49.2	+2:34.7	67	26:19.5	+3:26.4	71			
Loop Time	8:41.9	+1:08.3	66	9:07.3	+1:27.7	66	8:30.3	+1:11.5	71			
Shooting	1	27.7	+5.8	37	1	28.2	+11.4	70	2	55.9	+16.6	=53
Range Time	46.9	+5.3	24	48.9	+12.9	=66	1:35.8	+18.2	=45			
Course Time	7:27.1	+42.4	78	7:50.7	+57.2	81	8:30.3	+1:11.5	71	23:48.1	+2:42.9	77
Penalty Time	27.9			27.7			55.6					
72	28	NELIN Jesper	SWE		5		26:23.0	+3:29.9	72			
Cumulative Time	8:40.8	+1:07.2	65	18:18.4	+3:03.9	83	26:23.0	+3:29.9	72			
Loop Time	8:40.8	+1:07.2	65	9:37.6	+1:58.0	85	8:04.6	+45.8	36			
Shooting	2	29.0	+7.1	=44	3	28.9	+12.1	=75	5	58.0	+18.7	63
Range Time	48.9	+7.3	=44	50.5	+14.5	=78	1:39.4	+21.8	59			
Course Time	7:02.4	+17.7	20	7:16.5	+23.0	20	8:04.6	+45.8	36	22:23.5	+1:18.3	25
Penalty Time	49.5			1:30.6			2:20.1					



Competition Analysis

Analisi della gara / Wettkampfanalyse / Analyses de l'épreuve

Rank	Bib	Name	NOC Code		T								
		Loop 1		Loop 2		Loop 3		Result	Behind	Rank			
		Time	Rank	Time	Rank	Time	Rank						
73	7	UNTERWEGER Dominic		AUT				3	26:29.7	+3:36.6	73		
Cumulative Time		8:40.3	+1:06.7	63	18:04.1	+2:49.6	75		26:29.7	+3:36.6	73		
Loop Time		8:40.3	+1:06.7	63	9:23.8	+1:44.2	78	8:25.6	+1:06.8	65			
Shooting	1	24.2	+2.3	8	26.4	+9.6	=54		50.6	+11.3	=26		
Range Time		44.9	+3.3	=12	46.6	+10.6	=47		1:31.5	+13.9	28		
Course Time		7:27.5	+42.8	80	7:46.6	+53.1	72	8:25.6	+1:06.8	65	23:39.7	+2:34.5	72
Penalty Time		27.9			50.6				1:18.5				
74	2	KULBIN Jakob		EST				2	26:30.7	+3:37.6	74		
Cumulative Time		9:25.3	+1:51.7	87	18:03.6	+2:49.1	74		26:30.7	+3:37.6	74		
Loop Time		9:25.3	+1:51.7	87	8:38.3	+58.7	35	8:27.1	+1:08.3	67			
Shooting	2	38.3	+16.4	89	27.0	+10.2	=62		1:05.4	+26.1	85		
Range Time		59.9	+18.3	90	48.4	+12.4	=61		1:48.3	+30.7	87		
Course Time		7:34.0	+49.3	89	7:43.5	+50.0	65	8:27.1	+1:08.3	67	23:44.6	+2:39.4	75
Penalty Time		51.4			6.4				57.8				
75	1	ADAMOV Simon		SVK				2	26:32.0	+3:38.9	75		
Cumulative Time		8:49.5	+1:15.9	71	18:09.9	+2:55.4	77		26:32.0	+3:38.9	75		
Loop Time		8:49.5	+1:15.9	71	9:20.4	+1:40.8	76	8:22.1	+1:03.3	=62			
Shooting	1	31.4	+9.5	=60	28.5	+11.7	73		1:00.0	+20.7	71		
Range Time		51.7	+10.1	=59	49.7	+13.7	74		1:41.4	+23.8	70		
Course Time		7:28.7	+44.0	83	8:01.3	+1:07.8	86	8:22.1	+1:03.3	=62	23:52.1	+2:46.9	79
Penalty Time		29.1			29.4				58.5				
76	78	FINELLO Jeremy		SUI				4	26:41.1	+3:48.0	76		
Cumulative Time		8:51.2	+1:17.6	73	18:10.4	+2:55.9	78		26:41.1	+3:48.0	76		
Loop Time		8:51.2	+1:17.6	73	9:19.2	+1:39.6	74	8:30.7	+1:11.9	73			
Shooting	2	29.3	+7.4	48	26.5	+9.7	58		55.8	+16.5	52		
Range Time		51.0	+9.4	=55	49.4	+13.4	=71		1:40.4	+22.8	=63		
Course Time		7:10.3	+25.6	42	7:36.1	+42.6	52	8:30.7	+1:11.9	73	23:17.1	+2:11.9	59
Penalty Time		49.9			53.7				1:43.6				
77	67	BIRKENTALS Renars		LAT				5	26:41.4	+3:48.3	77		
Cumulative Time		9:13.6	+1:40.0	85	18:24.8	+3:10.3	86		26:41.4	+3:48.3	77		
Loop Time		9:13.6	+1:40.0	85	9:11.2	+1:31.6	=68	8:16.6	+57.8	54			
Shooting	3	35.4	+13.5	86	28.3	+11.5	=71		1:03.7	+24.4	=82		
Range Time		54.9	+13.3	82	51.3	+15.3	83		1:46.2	+28.6	83		
Course Time		7:09.5	+24.8	39	7:31.6	+38.1	44	8:16.6	+57.8	54	22:57.7	+1:52.5	47
Penalty Time		1:09.2			48.3				1:57.5				
78	45	MAGAZEEV Pavel		MDA				3	26:43.4	+3:50.3	78		
Cumulative Time		8:33.8	+1:00.2	59	18:00.7	+2:46.2	=71		26:43.4	+3:50.3	78		
Loop Time		8:33.8	+1:00.2	59	9:26.9	+1:47.3	81	8:42.7	+1:23.9	80			
Shooting	1	32.0	+10.1	=66	26.9	+10.1	=60		58.9	+19.6	=66		
Range Time		53.4	+11.8	74	49.0	+13.0	68		1:42.4	+24.8	71		
Course Time		7:11.1	+26.4	45	7:43.9	+50.4	66	8:42.7	+1:23.9	80	23:37.7	+2:32.5	71
Penalty Time		29.3			54.0				1:23.3				
79	69	KEHVA Mark-Markos		EST				3	26:43.7	+3:50.6	79		
Cumulative Time		9:12.0	+1:38.4	84	18:08.5	+2:54.0	76		26:43.7	+3:50.6	79		
Loop Time		9:12.0	+1:38.4	84	8:56.5	+1:16.9	53	8:35.2	+1:16.4	=75			
Shooting	2	36.5	+14.6	87	19.9	+3.1	=3		56.4	+17.1	56		
Range Time		56.8	+15.2	85	41.5	+5.5	=9		1:38.3	+20.7	56		
Course Time		7:25.2	+40.5	75	7:46.3	+52.8	71	8:35.2	+1:16.4	=75	23:46.7	+2:41.5	76
Penalty Time		50.0			28.7				1:18.7				
80	86	FLEMING Jasper		CAN				4	26:46.1	+3:53.0	80		
Cumulative Time		9:10.8	+1:37.2	83	18:10.6	+2:56.1	79		26:46.1	+3:53.0	80		
Loop Time		9:10.8	+1:37.2	83	8:59.8	+1:20.2	58	8:35.5	+1:16.7	78			
Shooting	3	33.8	+11.9	78	28.9	+12.1	=75		1:02.8	+23.5	79		
Range Time		52.9	+11.3	69	50.4	+14.4	77		1:43.3	+25.7	=73		
Course Time		7:05.9	+21.2	27	7:40.0	+46.5	=58	8:35.5	+1:16.7	78	23:21.4	+2:16.2	=64
Penalty Time		1:12.0			29.4				1:41.4				



Competition Analysis

Analisi della gara / Wettkampfanalyse / Analyses de l'épreuve

Rank	Bib	Name	NOC Code		T								
		Loop 1		Loop 2		Loop 3		Result	Behind	Rank			
		Time	Rank	Time	Rank	Time	Rank						
81	14	JEFFERIES Jacques	GBR		3		27:02.5	+4:09.4	81				
Cumulative Time		8:42.6	+1:09.0	68	18:13.1	+2:58.6	80		27:02.5	+4:09.4	81		
Loop Time		8:42.6	+1:09.0	68	9:30.5	+1:50.9	83	8:49.4	+1:30.6	84			
Shooting	1	31.4	+9.5	=60	2	25.7	+8.9	50		3	57.2	+17.9	=60
Range Time		52.8	+11.2	68	48.4	+12.4	=61				1:41.2	+23.6	68
Course Time		7:21.0	+36.3	72	7:49.0	+55.5	77	8:49.4	+1:30.6	84	23:59.4	+2:54.2	82
Penalty Time		28.8			53.1						1:21.9		
82	75	SINAPOV Anton	BUL		3		27:04.4	+4:11.3	82				
Cumulative Time		8:24.2	+50.6	43	18:18.9	+3:04.4	84		27:04.4	+4:11.3	82		
Loop Time		8:24.2	+50.6	43	9:54.7	+2:15.1	90	8:45.5	+1:26.7	83			
Shooting	0	30.7	+8.8	=55	3	26.4	+9.6	=54		3	57.1	+17.8	59
Range Time		50.4	+8.8	=49	47.6	+11.6	=53				1:38.0	+20.4	55
Course Time		7:28.0	+43.3	82	7:48.8	+55.3	76	8:45.5	+1:26.7	83	24:02.3	+2:57.1	83
Penalty Time		5.8			1:18.3						1:24.1		
83	89	CIGAK Nikita	LTU		3		27:04.8	+4:11.7	83				
Cumulative Time		9:08.7	+1:35.1	82	18:19.9	+3:05.4	85		27:04.8	+4:11.7	83		
Loop Time		9:08.7	+1:35.1	82	9:11.2	+1:31.6	=68	8:44.9	+1:26.1	82			
Shooting	2	31.1	+9.2	59	1	23.0	+6.2	=24		3	54.1	+14.8	=43
Range Time		50.4	+8.8	=49	42.3	+6.3	14				1:32.7	+15.1	=31
Course Time		7:27.2	+42.5	79	8:00.0	+1:06.5	85	8:44.9	+1:26.1	82	24:12.1	+3:06.9	86
Penalty Time		51.1			28.9						1:20.0		
84	70	DOMBROVSKI Karol	LTU		3		27:07.0	+4:13.9	84				
Cumulative Time		8:40.6	+1:07.0	64	18:14.1	+2:59.6	81		27:07.0	+4:13.9	84		
Loop Time		8:40.6	+1:07.0	64	9:33.5	+1:53.9	84	8:52.9	+1:34.1	86			
Shooting	1	31.9	+10.0	65	2	25.2	+8.4	=45		3	57.2	+17.9	=60
Range Time		53.2	+11.6	71	48.1	+12.1	57				1:41.3	+23.7	69
Course Time		7:18.7	+34.0	=66	7:53.7	+1:00.2	83	8:52.9	+1:34.1	86	24:05.3	+3:00.1	=84
Penalty Time		28.7			51.7						1:20.4		
85	8	LANGER Thierry	BEL		3		27:11.3	+4:18.2	85				
Cumulative Time		8:28.1	+54.5	49	17:57.6	+2:43.1	69		27:11.3	+4:18.2	85		
Loop Time		8:28.1	+54.5	49	9:29.5	+1:49.9	82	9:13.7	+1:54.9	89			
Shooting	1	26.5	+4.6	23	2	32.0	+15.2	85		3	58.6	+19.3	65
Range Time		48.3	+6.7	=34	55.2	+19.2	87				1:43.5	+25.9	75
Course Time		7:11.8	+27.1	47	7:39.8	+46.3	57	9:13.7	+1:54.9	89	24:05.3	+3:00.1	=84
Penalty Time		28.0			54.5						1:22.5		
86	9	MAKAROV Maksim	MDA		3		27:24.8	+4:31.7	86				
Cumulative Time		9:37.9	+2:04.3	88	18:35.3	+3:20.8	88		27:24.8	+4:31.7	86		
Loop Time		9:37.9	+2:04.3	88	8:57.4	+1:17.8	55	8:49.5	+1:30.7	85			
Shooting	3	32.9	+11.0	75	0	20.0	+3.2	5		3	52.9	+13.6	37
Range Time		53.0	+11.4	70	41.8	+5.8	=11				1:34.8	+17.2	=39
Course Time		7:29.7	+45.0	84	8:09.2	+1:15.7	88	8:49.5	+1:30.7	85	24:28.4	+3:23.2	87
Penalty Time		1:15.2			6.4						1:21.6		
87	87	FLORE Raul	ROU		1		27:36.9	+4:43.8	87				
Cumulative Time		8:35.7	+1:02.1	61	18:15.8	+3:01.3	82		27:36.9	+4:43.8	87		
Loop Time		8:35.7	+1:02.1	61	9:40.1	+2:00.5	87	9:21.1	+2:02.3	90			
Shooting	0	31.8	+9.9	=63	1	24.9	+8.1	42		1	56.7	+17.4	58
Range Time		53.3	+11.7	=72	47.5	+11.5	52				1:40.8	+23.2	67
Course Time		7:36.1	+51.4	90	8:22.1	+1:28.6	90	9:21.1	+2:02.3	90	25:19.3	+4:14.1	90
Penalty Time		6.3			30.5						36.8		
88	39	DUDCHENKO Anton	UKR		3		27:37.6	+4:44.5	88				
Cumulative Time		9:07.4	+1:33.8	80	18:32.1	+3:17.6	87		27:37.6	+4:44.5	88		
Loop Time		9:07.4	+1:33.8	80	9:24.7	+1:45.1	79	9:05.5	+1:46.7	87			
Shooting	2	37.2	+15.3	88	1	25.3	+8.5	=47		3	1:02.6	+23.3	=77
Range Time		58.5	+16.9	89	48.2	+12.2	=58				1:46.7	+29.1	84
Course Time		7:18.7	+34.0	=66	8:06.9	+1:13.4	87	9:05.5	+1:46.7	87	24:31.1	+3:25.9	88
Penalty Time		50.2			29.6						1:19.8		



Competition Analysis

Analisi della gara / Wettkampfanalyse / Analyses de l'épreuve

Rank	Bib	Name	NOC Code						T						
		Loop 1		Loop 2		Loop 3				Result	Behind	Rank			
		Time	Rank	Time	Rank	Time	Rank								
89	43	CRNKOVIC Kresimir	CRO						5	28:04.5	+5:11.4	89			
Cumulative Time		9:47.5	+2:13.9	90	19:29.1	+4:14.6	90			28:04.5	+5:11.4	89			
Loop Time		9:47.5	+2:13.9	90	9:41.6	+2:02.0	88	8:35.4	+1:16.6	77					
Shooting		3	35.2	+13.3	85	2	35.0	+18.2	89	5	1:10.3	+31.0	90		
Range Time			57.7	+16.1	87		58.2	+22.2	90		1:55.9	+38.3	90		
Course Time			7:33.1	+48.4	86		7:50.1	+56.6	80	8:35.4	+1:16.6	77	23:58.6	+2:53.4	81
Penalty Time			1:16.7				53.3						2:10.0		
90	90	CHOI Dujin	KOR						3	28:05.7	+5:12.6	90			
Cumulative Time		9:44.3	+2:10.7	89	18:56.4	+3:41.9	89			28:05.7	+5:12.6	90			
Loop Time		9:44.3	+2:10.7	89	9:12.1	+1:32.5	70	9:09.3	+1:50.5	88					
Shooting		3	26.1	+4.2	=20	0	22.3	+5.5	18	3	48.5	+9.2	17		
Range Time			50.8	+9.2	54		45.8	+9.8	43		1:36.6	+19.0	=50		
Course Time			7:33.2	+48.5	87		8:19.9	+1:26.4	89	9:09.3	+1:50.5	88	25:02.4	+3:57.2	89
Penalty Time			1:20.3				6.4						1:26.7		

Legend:
= Equal sign indicates that two or more competitors share the same rank T Total penalties



SAT 14 FEB 2026

Start Time 14:45

End Time 15:55

Final Results - Competition Data Summary

Risultati definitivi - Riepilogo dati relativi alla gara / Endgültige Ergebnisse - Zusammenfassung der Wettkampfdaten
Résultats définitifs - synthèse des données de compétition

Participation

Number of Entries:	91
Did Not Start:	0
Did Not Finish:	0
Disqualified:	0
Disqualified for unsportsmanlike behaviour:	0
Ranked:	91

Weather Conditions	30 min before Start	At Start Time	30 min after Start	At End Time
Weather	Light snow	Light snow	Light snow	Light snow
Snow Condition	Hard packed variable	Hard packed variable	Hard packed variable	Hard packed variable
Snow Temperature	-0.5°C	-0.5°C	-0.3°C	-0.5°C
Air Temperature	0.6°C	0.0°C	-0.2°C	-0.5°C
Humidity	77%	84%	86%	88%
Wind Direction/Speed	SW / 0.5 m/s	NE / 0.7 m/s	E / 0.5 m/s	E / 0.3 m/s

Jury Information

Technical Delegate - Chairman	VASSALLO Christophe (IBU)
Assistant Technical Delegate	OEBERG Ulrika (IBU)
Competition Chief	KIRCHER Georg (ITA)
Member	BITTERLING Felix (GER)
Member	TORNEUS-KULSTAD Erik (FIN)

Course Information

2411m + 2521m +2788m green

Total Course Length	7720m
Height Difference	27m
Maximum Climb	15m
Total Climb	247m

Jury Decisions

No Decisions

Technical Delegate

VASSALLO Christophe (IBU)

Legend:

E East NE North-East SW South-West



Results

Risultati / Ergebnisse / Résultats

Rank	Bib	Name	NOC Code	P	S	T	Result	Behind
1	64	KIRKEEIDE Maren	NOR	0	0	0	20:40.8	0.0
2	56	MICHELON Oceane	FRA	0	0	0	20:44.6	+3.8
3	42	JEANMONNOT Lou	FRA	0	1	1	21:04.5	+23.7
4	55	TODOROVA Milena	BUL	1	0	1	21:20.8	+40.0
5	54	VITTOZZI Lisa	ITA	0	0	0	21:21.4	+40.6
6	62	MINKKINEN Suvi	FIN	0	0	0	21:30.4	+49.6
7	40	PREUSS Franziska	GER	0	1	1	21:40.9	+1:00.1
8	19	ZUK Kamila	POL	1	0	1	21:50.1	+1:09.3
9	79	ANDEXER Anna	AUT	0	0	0	21:50.2	+1:09.4
10	57	TANDREVOLD Ingrid Landmark	NOR	0	2	2	21:52.6	+1:11.8
11	25	HRISTOVA Lora	BUL	1	0	1	21:54.1	+1:13.3
12	32	VOIGT Vanessa	GER	0	0	0	21:54.8	+1:14.0
13	23	MEIER Lea	SUI	0	0	0	21:57.3	+1:16.5
14	38	KNOTTEN Karoline Offigstad	NOR	0	0	0	22:00.0	+1:19.2
15	33	BENDIKA Baiba	LAT	0	2	2	22:03.5	+1:22.7
16	27	VOLFA Estere	LAT	0	1	1	22:07.6	+1:26.8
16	71	BUENEMANN de BESCHE Anne	DEN	0	1	1	22:07.6	+1:26.8
18	52	OEBERG Hanna	SWE	0	2	2	22:07.8	+1:27.0
19	20	VOBORNIKOVA Tereza	CZE	1	0	1	22:09.8	+1:29.0
20	34	TANNHEIMER Julia	GER	2	0	2	22:13.1	+1:32.3
21	70	REPINC Lena	SLO	0	0	0	22:13.6	+1:32.8
22	53	GESTBLOM Linn	SWE	0	2	2	22:13.7	+1:32.9
23	61	CARRARA Michela	ITA	0	2	2	22:14.3	+1:33.5
24	72	DZHIMA Yulii	UKR	0	0	0	22:15.4	+1:34.6
25	26	KLEMENCIC Polona	SLO	0	2	2	22:17.5	+1:36.7
26	18	CLOETENS Maya	BEL	0	0	0	22:17.8	+1:37.0
27	58	OEBERG Elvira	SWE	0	2	2	22:18.7	+1:37.9
28	77	JAKIELA Joanna	POL	0	2	2	22:21.0	+1:40.2
29	44	BASERGA Amy	SUI	0	1	1	22:27.0	+1:46.2
30	66	HAUSER Lisa Theresa	AUT	1	1	2	22:31.2	+1:50.4
31	35	CHU Yuanmeng	CHN	0	0	0	22:32.7	+1:51.9
32	43	GANDLER Anna	AUT	0	1	1	22:35.2	+1:54.4
33	28	JOHANSEN Marthe Krakstad	NOR	0	2	2	22:35.3	+1:54.5
34	48	SIMON Julia	FRA	0	2	2	22:36.6	+1:55.8
35	50	MAGNUSSON Anna	SWE	2	1	3	22:37.9	+1:57.1
36	29	KUZMINA Anastasiya	SVK	0	1	1	22:40.6	+1:59.8
37	65	KUELM Susan	EST	1	0	1	22:43.9	+2:03.1
38	68	BULINA Sanita	LAT	0	0	0	22:48.2	+2:07.4
39	37	LIE Lotte	BEL	0	1	1	22:48.8	+2:08.0
40	16	BATOVSKA FIALKOVA Paulina	SVK	1	2	3	22:50.6	+2:09.8
41	63	SIDOROWICZ Natalia	POL	0	2	2	22:50.8	+2:10.0
42	1	MERKUSHYNA Oleksandra	UKR	0	1	1	22:51.8	+2:11.0
43	76	AUCHENTALLER Hannah	ITA	1	1	2	22:52.4	+2:11.6
44	46	WIERER Dorothea	ITA	2	1	3	22:53.7	+2:12.9
45	14	MAKA Anna	POL	0	2	2	22:55.2	+2:14.4
46	21	CHARVATOVA Lucie	CZE	0	2	2	22:55.5	+2:14.7
47	30	IRWIN Deedra	USA	0	0	0	22:59.5	+2:18.7
48	12	MENG Fanqi	CHN	1	0	1	22:59.8	+2:19.0
49	10	TRAUBAITE Judita	LTU	1	0	1	23:00.2	+2:19.4
50	78	VINKLARKOVA Tereza	CZE	0	2	2	23:01.2	+2:20.4
51	7	REMENOVA Maria	SVK	1	0	1	23:01.8	+2:21.0
52	36	GROTIAN Selina	GER	2	1	3	23:03.4	+2:22.6
53	69	KAPUSTOVA Ema	SVK	0	1	1	23:03.5	+2:22.7
54	41	DMYTRENKO Khrystyna	UKR	1	0	1	23:04.6	+2:23.8
55	11	GASPARIN Aita	SUI	1	0	1	23:04.9	+2:24.1
56	87	PEIFFER Benita	CAN	1	0	1	23:08.5	+2:27.7
57	8	TOMINGAS Tuuli	EST	1	0	1	23:14.0	+2:33.2
58	49	AVVAKUMOVA Ekaterina	KOR	1	0	1	23:18.3	+2:37.5
59	15	TOLMACHEVA Anastasia	ROU	0	1	1	23:18.9	+2:38.1
60	80	HAECKI-GROSS Lena	SUI	3	1	4	23:20.3	+2:39.5



SAT 14 FEB 2026

Start Time 14:45

End Time 15:55

Competition Analysis

Analisi della gara / Wettkampfanalyse / Analyses de l'épreuve

Rank	Bib	Name	NOC Code		T					Result	Behind	Rank		
		Loop 1		Loop 2		Loop 3								
		Time	Rank	Time	Rank	Time	Rank							
1	64	KIRKEEIDE Maren	NOR							0	20:40.8	0.0	1	
		Cumulative Time	7:02.8	+10.2	9	14:04.1	+9.2	2			20:40.8	0.0	1	
		Loop Time	7:02.8	+10.2	9	7:01.3	+0.2	2	6:36.7	0.0	1			
		Shooting	0	31.5	+8.2	=55	0	28.8	+8.8	46	0	1:00.3	+15.8	52
		Range Time		53.7	+9.1	50		49.8	+7.1	35		1:43.5	+15.0	=39
		Course Time		6:01.0	+7.4	=6		6:04.9	+0.9	2		18:42.6	0.0	1
		Penalty Time		8.1				6.6				14.7		
2	56	MICHELON Oceane	FRA							0	20:44.6	+3.8	2	
		Cumulative Time	6:53.8	+1.2	3	13:54.9	0.0	1			20:44.6	+3.8	2	
		Loop Time	6:53.8	+1.2	3	7:01.1	0.0	1	6:49.7	+13.0	4			
		Shooting	0	30.2	+6.9	=43	0	26.5	+6.5	=27	0	56.7	+12.2	34
		Range Time		50.1	+5.5	=21		47.4	+4.7	16		1:37.5	+9.0	10
		Course Time		5:57.0	+3.4	3		6:07.7	+3.7	3		18:54.4	+11.8	3
		Penalty Time		6.7				6.0				12.7		
3	42	JEANMONNOT Lou	FRA							1	21:04.5	+23.7	3	
		Cumulative Time	6:53.1	+0.5	2	14:12.2	+17.3	4			21:04.5	+23.7	3	
		Loop Time	6:53.1	+0.5	2	7:19.1	+18.0	9	6:52.3	+15.6	5			
		Shooting	0	31.6	+8.3	57	1	26.7	+6.7	31	1	58.4	+13.9	45
		Range Time		52.9	+8.3	42		46.8	+4.1	=13		1:39.7	+11.2	=25
		Course Time		5:53.6	0.0	1		6:04.0	0.0	1		18:49.9	+7.3	2
		Penalty Time		6.6				28.3				34.9		
4	55	TODOROVA Milena	BUL							1	21:20.8	+40.0	4	
		Cumulative Time	7:21.8	+29.2	36	14:37.2	+42.3	6			21:20.8	+40.0	4	
		Loop Time	7:21.8	+29.2	36	7:15.4	+14.3	6	6:43.6	+6.9	2			
		Shooting	1	26.4	+3.1	10	0	30.6	+10.6	60	1	57.1	+12.6	=37
		Range Time		49.0	+4.4	14		51.5	+8.8	42		1:40.5	+12.0	=29
		Course Time		6:02.3	+8.7	9		6:18.1	+14.1	6		19:04.0	+21.4	5
		Penalty Time		30.5				5.8				36.3		
5	54	VITTOZZI Lisa	ITA							0	21:21.4	+40.6	5	
		Cumulative Time	7:05.1	+12.5	14	14:19.0	+24.1	5			21:21.4	+40.6	5	
		Loop Time	7:05.1	+12.5	14	7:13.9	+12.8	4	7:02.4	+25.7	13			
		Shooting	0	24.4	+1.1	=4	0	22.0	+2.0	=2	0	46.5	+2.0	3
		Range Time		45.7	+1.1	4		43.9	+1.2	=2		1:29.6	+1.1	3
		Course Time		6:12.3	+18.7	=33		6:24.1	+20.1	15		19:38.8	+56.2	18
		Penalty Time		7.1				5.9				13.0		
6	62	MINKKINEN Suvi	FIN							0	21:30.4	+49.6	6	
		Cumulative Time	7:00.2	+7.6	5	14:12.1	+17.2	3			21:30.4	+49.6	6	
		Loop Time	7:00.2	+7.6	5	7:11.9	+10.8	3	7:18.3	+41.6	34			
		Shooting	0	25.8	+2.5	8	0	22.5	+2.5	=6	0	48.4	+3.9	5
		Range Time		46.1	+1.5	6		44.3	+1.6	5		1:30.4	+1.9	4
		Course Time		6:07.7	+14.1	16		6:21.6	+17.6	11		19:47.6	+1:05.0	25
		Penalty Time		6.4				6.0				12.4		
7	40	PREUSS Franziska	GER							1	21:40.9	+1:00.1	7	
		Cumulative Time	7:02.6	+10.0	8	14:41.9	+47.0	8			21:40.9	+1:00.1	7	
		Loop Time	7:02.6	+10.0	8	7:39.3	+38.2	24	6:59.0	+22.3	12			
		Shooting	0	24.9	+1.6	6	1	22.7	+2.7	8	1	47.6	+3.1	4
		Range Time		47.0	+2.4	7		43.9	+1.2	=2		1:30.9	+2.4	5
		Course Time		6:08.0	+14.4	17		6:25.5	+21.5	=21		19:32.5	+49.9	=10
		Penalty Time		7.6				29.9				37.5		
8	19	ZUK Kamila	POL							1	21:50.1	+1:09.3	8	
		Cumulative Time	7:27.0	+34.4	41	14:45.3	+50.4	11			21:50.1	+1:09.3	8	
		Loop Time	7:27.0	+34.4	41	7:18.3	+17.2	=7	7:04.8	+28.1	15			
		Shooting	1	30.2	+6.9	=43	0	25.4	+5.4	=17	1	55.6	+11.1	=24
		Range Time		52.3	+7.7	38		48.2	+5.5	=21		1:40.5	+12.0	=29
		Course Time		6:04.0	+10.4	11		6:23.7	+19.7	14		19:32.5	+49.9	=10
		Penalty Time		30.7				6.4				37.1		



SAT 14 FEB 2026

Start Time 14:45

End Time 15:55

Competition Analysis

Analisi della gara / Wettkampfanalyse / Analyses de l'épreuve

Rank	Bib	Name	NOC Code		T							
		Loop 1		Loop 2		Loop 3		Result	Behind	Rank		
		Time	Rank	Time	Rank	Time	Rank					
9	79	ANDEXER Anna	AUT		0		21:50.2	+1:09.4	9			
Cumulative Time	7:15.1	+22.5	25	14:44.3	+49.4	=9	21:50.2	+1:09.4	9			
Loop Time	7:15.1	+22.5	25	7:29.2	+28.1	13	7:05.9	+29.2	16			
Shooting	0	28.1	+4.8	=23	0	27.3	+7.3	34	0	55.4	+10.9	23
Range Time	50.9	+6.3	=29	49.9	+7.2	36	1:40.8	+12.3	=32			
Course Time	6:17.2	+23.6	42	6:33.3	+29.3	43	7:05.9	+29.2	16	19:56.4	+1:13.8	31
Penalty Time	7.0			6.0			13.0					
10	57	TANDREVOLD Ingrid Landmark	NOR		2		21:52.6	+1:11.8	10			
Cumulative Time	7:05.8	+13.2	15	15:03.5	+1:08.6	20	21:52.6	+1:11.8	10			
Loop Time	7:05.8	+13.2	15	7:57.7	+56.6	45	6:49.1	+12.4	3			
Shooting	0	34.4	+11.1	71	2	35.8	+15.8	78	2	1:10.2	+25.7	76
Range Time	57.4	+12.8	=69	58.9	+16.2	=78	1:56.3	+27.8	77			
Course Time	6:01.2	+7.6	8	6:08.2	+4.2	4	6:49.1	+12.4	3	18:58.5	+15.9	4
Penalty Time	7.2			50.6			57.8					
11	25	HRISTOVA Lora	BUL		1		21:54.1	+1:13.3	11			
Cumulative Time	7:31.8	+39.2	46	14:50.1	+55.2	14	21:54.1	+1:13.3	11			
Loop Time	7:31.8	+39.2	46	7:18.3	+17.2	=7	7:04.0	+27.3	14			
Shooting	1	29.5	+6.2	=33	0	24.0	+4.0	=12	1	53.5	+9.0	=15
Range Time	52.2	+7.6	37	46.7	+4.0	12	1:38.9	+10.4	20			
Course Time	6:09.1	+15.5	=23	6:25.1	+21.1	19	7:04.0	+27.3	14	19:38.2	+55.6	14
Penalty Time	30.5			6.5			37.0					
12	32	VOIGT Vanessa	GER		0		21:54.8	+1:14.0	12			
Cumulative Time	7:17.7	+25.1	=29	14:47.1	+52.2	12	21:54.8	+1:14.0	12			
Loop Time	7:17.7	+25.1	=29	7:29.4	+28.3	14	7:07.7	+31.0	20			
Shooting	0	25.9	+2.6	9	0	28.9	+8.9	47	0	54.9	+10.4	20
Range Time	48.4	+3.8	11	51.1	+8.4	40	1:39.5	+11.0	=23			
Course Time	6:21.7	+28.1	=54	6:32.2	+28.2	42	7:07.7	+31.0	20	20:01.6	+1:19.0	=37
Penalty Time	7.6			6.1			13.7					
13	23	MEIER Lea	SUI		0		21:57.3	+1:16.5	13			
Cumulative Time	7:16.6	+24.0	26	14:44.3	+49.4	=9	21:57.3	+1:16.5	13			
Loop Time	7:16.6	+24.0	26	7:27.7	+26.6	12	7:13.0	+36.3	=26			
Shooting	0	32.7	+9.4	61	0	23.2	+3.2	10	0	55.9	+11.4	=30
Range Time	57.2	+12.6	68	47.1	+4.4	15	1:44.3	+15.8	45			
Course Time	6:11.9	+18.3	32	6:33.7	+29.7	46	7:13.0	+36.3	=26	19:58.6	+1:16.0	35
Penalty Time	7.5			6.9			14.4					
14	38	KNOTTEN Karoline Offigstad	NOR		0		22:00.0	+1:19.2	14			
Cumulative Time	7:17.7	+25.1	=29	14:49.8	+54.9	13	22:00.0	+1:19.2	14			
Loop Time	7:17.7	+25.1	=29	7:32.1	+31.0	15	7:10.2	+33.5	=23			
Shooting	0	28.9	+5.6	31	0	38.0	+18.0	85	0	1:06.9	+22.4	66
Range Time	51.2	+6.6	=31	59.2	+16.5	81	1:50.4	+21.9	64			
Course Time	6:18.6	+25.0	44	6:26.6	+22.6	28	7:10.2	+33.5	=23	19:55.4	+1:12.8	30
Penalty Time	7.9			6.3			14.2					
15	33	BENDIKA Baiba	LAT		2		22:03.5	+1:22.7	15			
Cumulative Time	7:10.7	+18.1	=19	15:06.5	+1:11.6	23	22:03.5	+1:22.7	15			
Loop Time	7:10.7	+18.1	=19	7:55.8	+54.7	42	6:57.0	+20.3	7			
Shooting	0	29.6	+6.3	36	2	26.5	+6.5	=27	2	56.2	+11.7	=32
Range Time	50.6	+6.0	=27	48.2	+5.5	=21	1:38.8	+10.3	19			
Course Time	6:13.7	+20.1	36	6:14.5	+10.5	5	6:57.0	+20.3	7	19:25.2	+42.6	6
Penalty Time	6.4			53.1			59.5					
16	27	VOLFA Estere	LAT		1		22:07.6	+1:26.8	16			
Cumulative Time	7:18.7	+26.1	31	15:09.9	+1:15.0	28	22:07.6	+1:26.8	16			
Loop Time	7:18.7	+26.1	31	7:51.2	+50.1	40	6:57.7	+21.0	9			
Shooting	0	31.4	+8.1	=53	1	32.7	+12.7	=70	1	1:04.2	+19.7	=62
Range Time	52.7	+8.1	41	53.9	+11.2	=63	1:46.6	+18.1	53			
Course Time	6:19.7	+26.1	49	6:29.0	+25.0	38	6:57.7	+21.0	9	19:46.4	+1:03.8	=23
Penalty Time	6.3			28.3			34.6					



SAT 14 FEB 2026

Start Time 14:45

End Time 15:55

Competition Analysis

Analisi della gara / Wettkampfanalyse / Analyses de l'épreuve

Rank	Bib	Name	NOC Code		T							
		Loop 1		Loop 2		Loop 3		Result	Behind	Rank		
		Time	Rank	Time	Rank	Time	Rank					
16	71	BUENEMANN de BESCHE Anne	DEN		1		22:07.6	+1:26.8	16			
Cumulative Time	7:13.5	+20.9	24	14:59.3	+1:04.4	16	22:07.6	+1:26.8	16			
Loop Time	7:13.5	+20.9	24	7:45.8	+44.7	34	7:08.3	+31.6	21			
Shooting	0	33.4	+10.1	64	1	35.6	+15.6	77	1	1:09.0	+24.5	73
Range Time	56.2	+11.6	65	57.6	+14.9	76	1:53.8	+25.3	70			
Course Time	6:10.5	+16.9	=27	6:19.6	+15.6	7	7:08.3	+31.6	21	19:38.4	+55.8	=16
Penalty Time	6.8			28.6			35.4					
18	52	OEBERG Hanna	SWE		2		22:07.8	+1:27.0	18			
Cumulative Time	6:52.6	0.0	1	14:52.5	+57.6	15	22:07.8	+1:27.0	18			
Loop Time	6:52.6	0.0	1	7:59.9	+58.8	46	7:15.3	+38.6	30			
Shooting	0	23.3	0.0	1	2	22.1	+2.1	4	2	45.5	+1.0	2
Range Time	44.6	0.0	1	44.4	+1.7	6	1:29.0	+0.5	2			
Course Time	6:01.0	+7.4	=6	6:21.3	+17.3	9	7:15.3	+38.6	30	19:37.6	+55.0	13
Penalty Time	7.0			54.2			1:01.2					
19	20	VOBORNIKOVA Tereza	CZE		1		22:09.8	+1:29.0	19			
Cumulative Time	7:42.1	+49.5	51	15:02.4	+1:07.5	=18	22:09.8	+1:29.0	19			
Loop Time	7:42.1	+49.5	51	7:20.3	+19.2	10	7:07.4	+30.7	19			
Shooting	1	30.7	+7.4	47	0	26.1	+6.1	23	1	56.9	+12.4	35
Range Time	53.9	+9.3	=52	48.5	+5.8	26	1:42.4	+13.9	37			
Course Time	6:17.9	+24.3	43	6:25.5	+21.5	=21	7:07.4	+30.7	19	19:50.8	+1:08.2	27
Penalty Time	30.3			6.3			36.6					
20	34	TANNHEIMER Julia	GER		2		22:13.1	+1:32.3	20			
Cumulative Time	8:00.3	+1:07.7	69	15:15.3	+1:20.4	32	22:13.1	+1:32.3	20			
Loop Time	8:00.3	+1:07.7	69	7:15.0	+13.9	5	6:57.8	+21.1	10			
Shooting	2	31.3	+8.0	52	0	25.8	+5.8	21	2	57.1	+12.6	=37
Range Time	55.1	+10.5	59	48.9	+6.2	=28	1:44.0	+15.5	42			
Course Time	6:08.6	+15.0	=19	6:20.1	+16.1	8	6:57.8	+21.1	10	19:26.5	+43.9	7
Penalty Time	56.6			6.0			1:02.6					
21	70	REPINC Lena	SLO		0		22:13.6	+1:32.8	21			
Cumulative Time	7:13.0	+20.4	23	14:38.1	+43.2	7	22:13.6	+1:32.8	21			
Loop Time	7:13.0	+20.4	23	7:25.1	+24.0	11	7:35.5	+58.8	66			
Shooting	0	29.2	+5.9	32	0	27.7	+7.7	=36	0	57.0	+12.5	36
Range Time	52.1	+7.5	36	52.0	+9.3	47	1:44.1	+15.6	43			
Course Time	6:13.8	+20.2	37	6:26.3	+22.3	26	7:35.5	+58.8	66	20:15.6	+1:33.0	46
Penalty Time	7.1			6.8			13.9					
22	53	GESTBLOM Linn	SWE		2		22:13.7	+1:32.9	22			
Cumulative Time	6:59.8	+7.2	4	15:15.4	+1:20.5	33	22:13.7	+1:32.9	22			
Loop Time	6:59.8	+7.2	4	8:15.6	+1:14.5	66	6:58.3	+21.6	11			
Shooting	0	26.6	+3.3	11	2	30.5	+10.5	59	2	57.2	+12.7	39
Range Time	48.2	+3.6	10	52.4	+9.7	=48	1:40.6	+12.1	31			
Course Time	6:04.8	+11.2	12	6:28.6	+24.6	=35	6:58.3	+21.6	11	19:31.7	+49.1	9
Penalty Time	6.8			54.6			1:01.4					
23	61	CARRARA Michela	ITA		2		22:14.3	+1:33.5	23			
Cumulative Time	7:10.7	+18.1	=19	15:20.0	+1:25.1	39	22:14.3	+1:33.5	23			
Loop Time	7:10.7	+18.1	=19	8:09.3	+1:08.2	56	6:54.3	+17.6	6			
Shooting	0	31.2	+7.9	51	2	24.5	+4.5	14	2	55.8	+11.3	=28
Range Time	53.0	+8.4	43	46.5	+3.8	10	1:39.5	+11.0	=23			
Course Time	6:10.5	+16.9	=27	6:24.3	+20.3	=16	6:54.3	+17.6	6	19:29.1	+46.5	8
Penalty Time	7.2			58.5			1:05.7					
24	72	DZHIMA Yulija	UKR		0		22:15.4	+1:34.6	24			
Cumulative Time	7:23.0	+30.4	37	14:59.4	+1:04.5	17	22:15.4	+1:34.6	24			
Loop Time	7:23.0	+30.4	37	7:36.4	+35.3	17	7:16.0	+39.3	31			
Shooting	0	29.5	+6.2	=33	0	26.2	+6.2	24	0	55.8	+11.3	=28
Range Time	53.2	+8.6	=44	47.7	+5.0	=17	1:40.9	+12.4	34			
Course Time	6:23.0	+29.4	60	6:42.4	+38.4	65	7:16.0	+39.3	31	20:21.4	+1:38.8	49
Penalty Time	6.8			6.3			13.1					



SAT 14 FEB 2026

Start Time 14:45

End Time 15:55

Competition Analysis

Analisi della gara / Wettkampfanalyse / Analyses de l'épreuve

Rank	Bib	Name	NOC Code		T						
		Loop 1		Loop 2		Loop 3		Result	Behind	Rank	
		Time	Rank	Time	Rank	Time	Rank				
25	26	KLEMENCIC Polona	SLO		2		22:17.5	+1:36.7	25		
Cumulative Time	7:03.5	+10.9	11	15:07.8	+1:12.9	26	22:17.5	+1:36.7	25		
Loop Time	7:03.5	+10.9	11	8:04.3	+1:03.2	52	7:09.7	+33.0	22		
Shooting	0	28.3	+5.0	27	27.2	+7.2	=32	55.6	+11.1	=24	
Range Time	50.3	+5.7	24	48.3	+5.6	=24	1:38.6	+10.1	18		
Course Time	6:06.9	+13.3	15	6:21.7	+17.7	12	7:09.7	+33.0	22		
Penalty Time	6.3			54.3			19:38.3	+55.7	15		
							1:00.6				
26	18	CLOETENS Maya	BEL		0		22:17.8	+1:37.0	26		
Cumulative Time	7:26.2	+33.6	40	15:04.3	+1:09.4	21	22:17.8	+1:37.0	26		
Loop Time	7:26.2	+33.6	40	7:38.1	+37.0	20	7:13.5	+36.8	29		
Shooting	0	31.5	+8.2	=55	0	27.7	+7.7	=36	0		
Range Time	55.4	+10.8	60	51.7	+9.0	=44	1:47.1	+18.6	=54		
Course Time	6:24.0	+30.4	=63	6:39.5	+35.5	59	7:13.5	+36.8	29		
Penalty Time	6.8			6.9			20:17.0	+1:34.4	47		
							13.7				
27	58	OEBERG Elvira	SWE		2		22:18.7	+1:37.9	27		
Cumulative Time	7:03.2	+10.6	10	15:08.0	+1:13.1	27	22:18.7	+1:37.9	27		
Loop Time	7:03.2	+10.6	10	8:04.8	+1:03.7	53	7:10.7	+34.0	25		
Shooting	0	28.1	+4.8	=23	2	28.1	+8.1	40	2		
Range Time	49.8	+5.2	=19	49.3	+6.6	=33	1:39.1	+10.6	22		
Course Time	6:06.3	+12.7	14	6:22.2	+18.2	13	7:10.7	+34.0	25		
Penalty Time	7.1			53.3			19:39.2	+56.6	19		
							1:00.4				
28	77	JAKIELA Joanna	POL		2		22:21.0	+1:40.2	28		
Cumulative Time	7:04.3	+11.7	12	15:14.7	+1:19.8	31	22:21.0	+1:40.2	28		
Loop Time	7:04.3	+11.7	12	8:10.4	+1:09.3	58	7:06.3	+29.6	18		
Shooting	0	27.5	+4.2	19	25.4	+5.4	=17	53.0	+8.5	14	
Range Time	49.3	+4.7	=16	48.8	+6.1	27	1:38.1	+9.6	=14		
Course Time	6:08.6	+15.0	=19	6:25.7	+21.7	24	7:06.3	+29.6	18		
Penalty Time	6.4			55.9			19:40.6	+58.0	20		
							1:02.3				
29	44	BASERGA Amy	SUI		1		22:27.0	+1:46.2	29		
Cumulative Time	7:16.8	+24.2	=27	15:06.9	+1:12.0	24	22:27.0	+1:46.2	29		
Loop Time	7:16.8	+24.2	=27	7:50.1	+49.0	39	7:20.1	+43.4	=35		
Shooting	0	27.8	+4.5	=21	1	26.6	+6.6	=29	1		
Range Time	50.2	+5.6	23	47.7	+5.0	=17	1:37.9	+9.4	=11		
Course Time	6:19.8	+26.2	50	6:33.5	+29.5	45	7:20.1	+43.4	=35		
Penalty Time	6.8			28.9			20:13.4	+1:30.8	44		
							35.7				
30	66	HAUSER Lisa Theresa	AUT		2		22:31.2	+1:50.4	30		
Cumulative Time	7:33.0	+40.4	47	15:18.2	+1:23.3	=35	22:31.2	+1:50.4	30		
Loop Time	7:33.0	+40.4	47	7:45.2	+44.1	=32	7:13.0	+36.3	=26		
Shooting	1	27.0	+3.7	15	27.2	+7.2	=32	54.3	+9.8	=17	
Range Time	49.3	+4.7	=16	49.2	+6.5	=31	1:38.5	+10.0	17		
Course Time	6:13.5	+19.9	35	6:26.9	+22.9	=29	7:13.0	+36.3	=26		
Penalty Time	30.2			29.1			19:53.4	+1:10.8	28		
							59.3				
31	35	CHU Yuanmeng	CHN		0		22:32.7	+1:51.9	31		
Cumulative Time	7:33.1	+40.5	48	15:10.9	+1:16.0	29	22:32.7	+1:51.9	31		
Loop Time	7:33.1	+40.5	48	7:37.8	+36.7	19	7:21.8	+45.1	43		
Shooting	0	36.6	+13.3	78	30.9	+10.9	64	1:07.5	+23.0	69	
Range Time	59.9	+15.3	81	52.9	+10.2	51	1:52.8	+24.3	68		
Course Time	6:26.6	+33.0	68	6:39.2	+35.2	57	7:21.8	+45.1	43		
Penalty Time	6.6			5.7			20:27.6	+1:45.0	55		
							12.3				
32	43	GANDLER Anna	AUT		1		22:35.2	+1:54.4	32		
Cumulative Time	7:06.7	+14.1	16	15:07.3	+1:12.4	25	22:35.2	+1:54.4	32		
Loop Time	7:06.7	+14.1	16	8:00.6	+59.5	=48	7:27.9	+51.2	54		
Shooting	0	28.4	+5.1	28	38.6	+18.6	86	1:07.1	+22.6	=67	
Range Time	49.2	+4.6	15	1:00.3	+17.6	84	1:49.5	+21.0	62		
Course Time	6:10.6	+17.0	30	6:29.3	+25.3	39	7:27.9	+51.2	54		
Penalty Time	6.9			31.0			20:07.8	+1:25.2	41		
							37.9				



SAT 14 FEB 2026

Start Time 14:45

End Time 15:55

Competition Analysis

Analisi della gara / Wettkampfanalyse / Analyses de l'épreuve

Rank	Bib	Name	NOC Code		T						
		Loop 1		Loop 2		Loop 3		Result	Behind	Rank	
		Time	Rank	Time	Rank	Time	Rank				
33	28	JOHANSEN Marthe Krakstad		NOR				2	22:35.3	+1:54.5	33
		Cumulative Time	7:07.7	+15.1	18	15:18.2	+1:23.3	=35			
		Loop Time	7:07.7	+15.1	18	8:10.5	+1:09.4	59	7:17.1	+40.4	32
		Shooting	0	27.6	+4.3	20	2	26.6	+6.6	=29	2
		Range Time		49.8	+5.2	=19		48.3	+5.6	=24	
		Course Time		6:10.1	+16.5	26		6:27.1	+23.1	31	
		Penalty Time		7.8				55.1			
											22:35.3
											+1:54.5
											33
34	48	SIMON Julia		FRA				2	22:36.6	+1:55.8	34
		Cumulative Time	7:04.4	+11.8	13	15:13.2	+1:18.3	30			
		Loop Time	7:04.4	+11.8	13	8:08.8	+1:07.7	55	7:23.4	+46.7	46
		Shooting	0	23.7	+0.4	2	2	27.6	+7.6	35	2
		Range Time		45.2	+0.6	3		48.9	+6.2	=28	
		Course Time		6:12.3	+18.7	=33		6:25.9	+21.9	25	
		Penalty Time		6.9				54.0			
											22:36.6
											+1:55.8
											34
35	50	MAGNUSSON Anna		SWE				3	22:37.9	+1:57.1	35
		Cumulative Time	7:40.9	+48.3	50	15:24.6	+1:29.7	40			
		Loop Time	7:40.9	+48.3	50	7:43.7	+42.6	=27	7:13.3	+36.6	28
		Shooting	2	26.9	+3.6	14	1	25.4	+5.4	=17	3
		Range Time		48.9	+4.3	=12		49.2	+6.5	=31	
		Course Time		5:57.7	+4.1	4		6:24.3	+20.3	=16	
		Penalty Time		54.3				30.2			
											22:37.9
											+1:57.1
											35
36	29	KUZMINA Anastasiya		SVK				1	22:40.6	+1:59.8	36
		Cumulative Time	7:01.8	+9.2	7	15:02.4	+1:07.5	=18			
		Loop Time	7:01.8	+9.2	7	8:00.6	+59.5	=48	7:38.2	+1:01.5	70
		Shooting	0	28.2	+4.9	=25	1	31.8	+11.8	67	1
		Range Time		50.5	+5.9	26		54.4	+11.7	65	
		Course Time		6:05.1	+11.5	13		6:34.9	+30.9	49	
		Penalty Time		6.2				31.3			
											22:40.6
											+1:59.8
											36
37	65	KUELM Susan		EST				1	22:43.9	+2:03.1	37
		Cumulative Time	7:46.5	+53.9	55	15:19.3	+1:24.4	37			
		Loop Time	7:46.5	+53.9	55	7:32.8	+31.7	16	7:24.6	+47.9	51
		Shooting	1	27.4	+4.1	18	0	24.0	+4.0	=12	1
		Range Time		51.2	+6.6	=31		47.8	+5.1	=19	
		Course Time		6:21.5	+27.9	53		6:38.4	+34.4	55	
		Penalty Time		33.8				6.6			
											22:43.9
											+2:03.1
											37
38	68	BULINA Sanita		LAT				0	22:48.2	+2:07.4	38
		Cumulative Time	7:29.6	+37.0	43	15:06.2	+1:11.3	22			
		Loop Time	7:29.6	+37.0	43	7:36.6	+35.5	18	7:42.0	+1:05.3	75
		Shooting	0	41.5	+18.2	88	0	32.7	+12.7	=70	0
		Range Time		1:04.1	+19.5	86		55.2	+12.5	69	
		Course Time		6:18.9	+25.3	45		6:34.8	+30.8	48	
		Penalty Time		6.6				6.6			
											22:48.2
											+2:07.4
											38
39	37	LIE Lotte		BEL				1	22:48.8	+2:08.0	39
		Cumulative Time	7:23.7	+31.1	38	15:25.1	+1:30.2	42			
		Loop Time	7:23.7	+31.1	38	8:01.4	+1:00.3	50	7:23.7	+47.0	48
		Shooting	0	30.8	+7.5	=48	1	29.5	+9.5	=53	1
		Range Time		53.9	+9.3	=52		53.2	+10.5	54	
		Course Time		6:23.7	+30.1	62		6:37.2	+33.2	53	
		Penalty Time		6.1				31.0			
											22:48.8
											+2:08.0
											39
40	16	BATOVSKA FIALKOVA Paulina		SVK				3	22:50.6	+2:09.8	40
		Cumulative Time	7:19.0	+26.4	32	15:30.2	+1:35.3	48			
		Loop Time	7:19.0	+26.4	32	8:11.2	+1:10.1	60	7:20.4	+43.7	38
		Shooting	1	26.7	+3.4	=12	2	29.2	+9.2	=51	3
		Range Time		49.6	+5.0	18		50.7	+8.0	=38	
		Course Time		5:59.9	+6.3	5		6:28.4	+24.4	34	
		Penalty Time		29.5				52.1			
											22:50.6
											+2:09.8
											40



SAT 14 FEB 2026

Start Time 14:45

End Time 15:55

Competition Analysis

Analisi della gara / Wettkampfanalyse / Analyses de l'épreuve

Rank	Bib	Name	NOC Code		T								
		Loop 1		Loop 2		Loop 3		Result	Behind	Rank			
		Time	Rank	Time	Rank	Time	Rank						
41	63	SIDOROWICZ Natalia	POL		2		22:50.8	+2:10.0	41				
Cumulative Time		7:11.2	+18.6	21	15:29.5	+1:34.6	45			22:50.8	+2:10.0	41	
Loop Time		7:11.2	+18.6	21	8:18.3	+1:17.2	=70	7:21.3	+44.6	41			
Shooting	0	27.2	+3.9	16	33.7	+13.7	73			2	1:00.9	+16.4	55
Range Time		48.9	+4.3	=12	55.7	+13.0	71				1:44.6	+16.1	46
Course Time		6:15.3	+21.7	38	6:26.9	+22.9	=29	7:21.3	+44.6	41	20:03.5	+1:20.9	40
Penalty Time		7.0			55.7						1:02.7		
42	1	MERKUSHYNA Oleksandra	UKR		1		22:51.8	+2:11.0	42				
Cumulative Time		7:19.8	+27.2	34	15:17.0	+1:22.1	34			22:51.8	+2:11.0	42	
Loop Time		7:19.8	+27.2	34	7:57.2	+56.1	44	7:34.8	+58.1	63			
Shooting	0	24.4	+1.1	=4	20.0	0.0	1			1	44.5	0.0	1
Range Time		45.8	+1.2	5	42.7	0.0	1				1:28.5	0.0	1
Course Time		6:27.1	+33.5	=70	6:42.1	+38.1	=62	7:34.8	+58.1	63	20:44.0	+2:01.4	62
Penalty Time		6.9			32.4						39.3		
43	76	AUCHENTALLER Hannah	ITA		2		22:52.4	+2:11.6	43				
Cumulative Time		7:47.7	+55.1	57	15:42.2	+1:47.3	54			22:52.4	+2:11.6	43	
Loop Time		7:47.7	+55.1	57	7:54.5	+53.4	41	7:10.2	+33.5	=23			
Shooting	1	32.3	+9.0	60	28.2	+8.2	=41			2	1:00.6	+16.1	54
Range Time		53.5	+8.9	=47	50.7	+8.0	=38				1:44.2	+15.7	44
Course Time		6:20.6	+27.0	52	6:31.5	+27.5	=40	7:10.2	+33.5	=23	20:02.3	+1:19.7	39
Penalty Time		33.6			32.3						1:05.9		
44	46	WIERER Dorothea	ITA		3		22:53.7	+2:12.9	44				
Cumulative Time		7:50.6	+58.0	60	15:29.8	+1:34.9	46			3	22:53.7	+2:12.9	44
Loop Time		7:50.6	+58.0	60	7:39.2	+38.1	23	7:23.9	+47.2	49			
Shooting	2	27.8	+4.5	=21	22.2	+2.2	5			3	50.0	+5.5	7
Range Time		48.0	+3.4	9	44.2	+1.5	4				1:32.2	+3.7	6
Course Time		6:08.2	+14.6	18	6:25.3	+21.3	20	7:23.9	+47.2	49	19:57.4	+1:14.8	33
Penalty Time		54.4			29.7						1:24.1		
45	14	MAKA Anna	POL		2		22:55.2	+2:14.4	45				
Cumulative Time		7:16.8	+24.2	=27	15:30.8	+1:35.9	49			2	22:55.2	+2:14.4	45
Loop Time		7:16.8	+24.2	=27	8:14.0	+1:12.9	63	7:24.4	+47.7	50			
Shooting	0	27.3	+4.0	17	25.5	+5.5	20			2	52.9	+8.4	13
Range Time		50.4	+5.8	25	49.3	+6.6	=33				1:39.7	+11.2	=25
Course Time		6:19.1	+25.5	47	6:27.5	+23.5	32	7:24.4	+47.7	50	20:11.0	+1:28.4	43
Penalty Time		7.3			57.2						1:04.5		
46	21	CHARVATOVA Lucie	CZE		2		22:55.5	+2:14.7	46				
Cumulative Time		7:07.4	+14.8	17	15:25.0	+1:30.1	41			2	22:55.5	+2:14.7	46
Loop Time		7:07.4	+14.8	17	8:17.6	+1:16.5	69	7:30.5	+53.8	56			
Shooting	0	28.2	+4.9	=25	29.2	+9.2	=51			2	57.5	+13.0	41
Range Time		51.8	+7.2	34	53.5	+10.8	=55				1:45.3	+16.8	50
Course Time		6:09.3	+15.7	25	6:28.6	+24.6	=35	7:30.5	+53.8	56	20:08.4	+1:25.8	42
Penalty Time		6.3			55.5						1:01.8		
47	30	IRWIN Deedra	USA		0		22:59.5	+2:18.7	47				
Cumulative Time		7:30.9	+38.3	44	15:19.9	+1:25.0	38			0	22:59.5	+2:18.7	47
Loop Time		7:30.9	+38.3	44	7:49.0	+47.9	37	7:39.6	+1:02.9	72			
Shooting	0	29.9	+6.6	39	31.4	+11.4	66			0	1:01.3	+16.8	=57
Range Time		53.4	+8.8	46	55.6	+12.9	70				1:49.0	+20.5	59
Course Time		6:29.9	+36.3	77	6:46.4	+42.4	=68	7:39.6	+1:02.9	72	20:55.9	+2:13.3	74
Penalty Time		7.6			7.0						14.6		
48	12	MENG Fanqi	CHN		1		22:59.8	+2:19.0	48				
Cumulative Time		7:56.3	+1:03.7	65	15:39.6	+1:44.7	52			1	22:59.8	+2:19.0	48
Loop Time		7:56.3	+1:03.7	65	7:43.3	+42.2	26	7:20.2	+43.5	37			
Shooting	1	37.1	+13.8	81	39.0	+19.0	=87			1	1:16.1	+31.6	86
Range Time		59.1	+14.5	77	1:00.2	+17.5	83				1:59.3	+30.8	=82
Course Time		6:27.0	+33.4	69	6:37.4	+33.4	54	7:20.2	+43.5	37	20:24.6	+1:42.0	=53
Penalty Time		30.2			5.7						35.9		



SAT 14 FEB 2026

Start Time 14:45

End Time 15:55

Competition Analysis

Analisi della gara / Wettkampfanalyse / Analyses de l'épreuve

Rank	Bib	Name	NOC Code			T								
		Loop 1		Loop 2		Loop 3		Result	Behind	Rank				
		Time	Rank	Time	Rank	Time	Rank							
49	10	TRAUBAITE Judita	LTU						1	23:00.2	+2:19.4	49		
		Cumulative Time	7:47.0	+54.4	56	15:25.7	+1:30.8	44		23:00.2	+2:19.4	49		
		Loop Time	7:47.0	+54.4	56	7:38.7	+37.6	21	7:34.5	+57.8	62			
		Shooting	1	28.7	+5.4	30	0	28.7	+8.7	=44	1	57.4	+12.9	40
		Range Time		50.6	+6.0	=27		53.1	+10.4	53		1:43.7	+15.2	41
		Course Time		6:24.4	+30.8	66		6:39.1	+35.1	56		20:38.0	+1:55.4	58
		Penalty Time		32.0				6.5				38.5		
50	78	VINKLARKOVA Tereza	CZE						2	23:01.2	+2:20.4	50		
		Cumulative Time	7:19.7	+27.1	33	15:40.7	+1:45.8	53		23:01.2	+2:20.4	50		
		Loop Time	7:19.7	+27.1	33	8:21.0	+1:19.9	72	7:20.5	+43.8	=39			
		Shooting	0	30.0	+6.7	=40	2	28.7	+8.7	=44	2	58.8	+14.3	47
		Range Time		53.2	+8.6	=44		52.4	+9.7	=48		1:45.6	+17.1	51
		Course Time		6:19.6	+26.0	48		6:33.4	+29.4	44		20:13.5	+1:30.9	45
		Penalty Time		6.9				55.2				1:02.1		
51	7	REMENOVA Maria	SVK						1	23:01.8	+2:21.0	51		
		Cumulative Time	7:54.6	+1:02.0	63	15:38.3	+1:43.4	51		23:01.8	+2:21.0	51		
		Loop Time	7:54.6	+1:02.0	63	7:43.7	+42.6	=27	7:23.5	+46.8	47			
		Shooting	1	33.0	+9.7	62	0	22.5	+2.5	=6	1	55.6	+11.1	=24
		Range Time		56.9	+12.3	66		46.6	+3.9	11		1:43.5	+15.0	=39
		Course Time		6:26.0	+32.4	67		6:50.3	+46.3	74		20:39.8	+1:57.2	59
		Penalty Time		31.7				6.8				38.5		
52	36	GROTIAN Selina	GER						3	23:03.4	+2:22.6	52		
		Cumulative Time	7:58.9	+1:06.3	67	15:43.3	+1:48.4	55		23:03.4	+2:22.6	52		
		Loop Time	7:58.9	+1:06.3	67	7:44.4	+43.3	29	7:20.1	+43.4	=35			
		Shooting	2	30.4	+7.1	45	1	23.1	+3.1	9	3	53.5	+9.0	=15
		Range Time		52.0	+7.4	35		45.3	+2.6	7		1:37.3	+8.8	9
		Course Time		6:09.1	+15.5	=23		6:28.3	+24.3	33		19:57.5	+1:14.9	34
		Penalty Time		57.8				30.8				1:28.6		
53	69	KAPUSTOVA Ema	SVK						1	23:03.5	+2:22.7	53		
		Cumulative Time	7:35.1	+42.5	49	15:31.2	+1:36.3	50		23:03.5	+2:22.7	53		
		Loop Time	7:35.1	+42.5	49	7:56.1	+55.0	43	7:32.3	+55.6	58			
		Shooting	0	33.9	+10.6	70	1	24.6	+4.6	15	1	58.6	+14.1	46
		Range Time		55.7	+11.1	=62		46.1	+3.4	9		1:41.8	+13.3	35
		Course Time		6:32.9	+39.3	82		6:36.4	+32.4	51		20:41.6	+1:59.0	60
		Penalty Time		6.5				33.6				40.1		
54	41	DMYTRENKO Khrystyna	UKR						1	23:04.6	+2:23.8	54		
		Cumulative Time	7:44.0	+51.4	53	15:25.2	+1:30.3	43		23:04.6	+2:23.8	54		
		Loop Time	7:44.0	+51.4	53	7:41.2	+40.1	25	7:39.4	+1:02.7	71			
		Shooting	1	29.7	+6.4	37	0	27.9	+7.9	39	1	57.7	+13.2	42
		Range Time		51.5	+6.9	33		51.9	+9.2	46		1:43.4	+14.9	38
		Course Time		6:20.2	+26.6	51		6:42.3	+38.3	64		20:41.9	+1:59.3	61
		Penalty Time		32.3				7.0				39.3		
55	11	GASPARIN Aita	SUI						1	23:04.9	+2:24.1	55		
		Cumulative Time	7:44.8	+52.2	54	15:30.0	+1:35.1	47		23:04.9	+2:24.1	55		
		Loop Time	7:44.8	+52.2	54	7:45.2	+44.1	=32	7:34.9	+58.2	64			
		Shooting	1	26.7	+3.4	=12	0	28.5	+8.5	43	1	55.2	+10.7	21
		Range Time		50.9	+6.3	=29		51.4	+8.7	41		1:42.3	+13.8	36
		Course Time		6:22.2	+28.6	=56		6:47.4	+43.4	71		20:44.5	+2:01.9	64
		Penalty Time		31.7				6.4				38.1		
56	87	PEIFFER Benita	CAN						1	23:08.5	+2:27.7	56		
		Cumulative Time	8:00.5	+1:07.9	70	15:48.0	+1:53.1	60		23:08.5	+2:27.7	56		
		Loop Time	8:00.5	+1:07.9	70	7:47.5	+46.4	36	7:20.5	+43.8	=39			
		Shooting	1	43.5	+20.2	91	0	36.7	+16.7	79	1	1:20.3	+35.8	91
		Range Time		1:08.3	+23.7	91		1:00.0	+17.3	82		2:08.3	+39.8	91
		Course Time		6:21.7	+28.1	=54		6:41.4	+37.4	61		20:23.6	+1:41.0	51
		Penalty Time		30.5				6.1				36.6		



SAT 14 FEB 2026

Start Time 14:45

End Time 15:55

Competition Analysis

Analisi della gara / Wettkampfanalyse / Analyses de l'épreuve

Rank	Bib	Name	NOC Code		T						
		Loop 1		Loop 2		Loop 3		Result	Behind	Rank	
		Time	Rank	Time	Rank	Time	Rank				
57	8	TOMINGAS Tuuli	EST		1		23:14.0	+2:33.2	57		
Cumulative Time		8:04.2	+1:11.6	75	15:51.0	+1:56.1	61	23:14.0	+2:33.2	57	
Loop Time		8:04.2	+1:11.6	75	7:46.8	+45.7	35	7:23.0	+46.3	45	
Shooting	1	31.0	+7.7	50	29.0	+9.0	48	1:00.0	+15.5	50	
Range Time		54.6	+10.0	54	53.5	+10.8	=55	1:48.1	+19.6	56	
Course Time		6:36.6	+43.0	85	6:46.4	+42.4	=68	7:23.0	+46.3	45	
Penalty Time		33.0			6.9			20:46.0	+2:03.4	=66	
								39.9			
58	49	AVVAKUMOVA Ekaterina	KOR		1		23:18.3	+2:37.5	58		
Cumulative Time		8:00.8	+1:08.2	71	15:45.7	+1:50.8	58	23:18.3	+2:37.5	58	
Loop Time		8:00.8	+1:08.2	71	7:44.9	+43.8	=30	7:32.6	+55.9	59	
Shooting	1	34.6	+11.3	72	29.5	+9.5	=53	1:04.1	+19.6	61	
Range Time		57.7	+13.1	71	51.6	+8.9	43	1:49.3	+20.8	61	
Course Time		6:30.6	+37.0	78	6:47.0	+43.0	70	7:32.6	+55.9	59	
Penalty Time		32.5			6.3			20:50.2	+2:07.6	70	
								38.8			
59	15	TOLMACHEVA Anastasia	ROU		1		23:18.9	+2:38.1	59		
Cumulative Time		7:31.0	+38.4	45	15:43.5	+1:48.6	56	23:18.9	+2:38.1	59	
Loop Time		7:31.0	+38.4	45	8:12.5	+1:11.4	61	7:35.4	+58.7	65	
Shooting	0	30.0	+6.7	=40	33.9	+13.9	74	1:04.0	+19.5	60	
Range Time		53.5	+8.9	=47	57.4	+14.7	74	1:50.9	+22.4	65	
Course Time		6:29.8	+36.2	76	6:42.1	+38.1	=62	7:35.4	+58.7	65	
Penalty Time		7.7			33.0			20:47.3	+2:04.7	68	
								40.7			
60	80	HAECKI-GROSS Lena	SUI		4		23:20.3	+2:39.5	60		
Cumulative Time		8:18.0	+1:25.4	81	16:02.9	+2:08.0	67	23:20.3	+2:39.5	60	
Loop Time		8:18.0	+1:25.4	81	7:44.9	+43.8	=30	7:17.4	+40.7	33	
Shooting	3	25.5	+2.2	7	23.9	+3.9	11	49.4	+4.9	6	
Range Time		47.3	+2.7	8	45.4	+2.7	8	1:32.7	+4.2	7	
Course Time		6:10.5	+16.9	=27	6:28.6	+24.6	=35	7:17.4	+40.7	33	
Penalty Time		1:20.2			30.9			19:56.5	+1:13.9	32	
								1:51.1			
61	45	MOSER Nadia	CAN		3		23:22.6	+2:41.8	61		
Cumulative Time		7:11.6	+19.0	22	15:57.5	+2:02.6	63	23:22.6	+2:41.8	61	
Loop Time		7:11.6	+19.0	22	8:45.9	+1:44.8	82	7:25.1	+48.4	52	
Shooting	0	30.8	+7.5	=48	39.0	+19.0	=87	1:09.9	+25.4	75	
Range Time		53.8	+9.2	51	1:01.9	+19.2	88	1:55.7	+27.2	75	
Course Time		6:11.2	+17.6	31	6:24.4	+20.4	18	7:25.1	+48.4	52	
Penalty Time		6.6			1:19.6			20:00.7	+1:18.1	36	
								1:26.2			
62	60	BRAISAZ-BOUCHET Justine	FRA		4		23:24.4	+2:43.6	62		
Cumulative Time		7:48.3	+55.7	59	16:01.7	+2:06.8	66	23:24.4	+2:43.6	62	
Loop Time		7:48.3	+55.7	59	8:13.4	+1:12.3	62	7:22.7	+46.0	44	
Shooting	2	39.3	+16.0	85	32.4	+12.4	69	1:11.8	+27.3	80	
Range Time		1:00.3	+15.7	83	53.8	+11.1	=60	1:54.1	+25.6	71	
Course Time		5:55.8	+2.2	2	6:26.5	+22.5	27	7:22.7	+46.0	44	
Penalty Time		52.2			53.1			19:45.0	+1:02.4	21	
								1:45.3			
63	6	LEHTONEN Venla	FIN		2		23:36.1	+2:55.3	63		
Cumulative Time		7:53.0	+1:00.4	61	15:59.9	+2:05.0	65	23:36.1	+2:55.3	63	
Loop Time		7:53.0	+1:00.4	61	8:06.9	+1:05.8	54	7:36.2	+59.5	67	
Shooting	1	33.8	+10.5	69	30.3	+10.3	58	1:04.2	+19.7	=62	
Range Time		55.5	+10.9	61	53.7	+11.0	59	1:49.2	+20.7	60	
Course Time		6:27.1	+33.5	=70	6:41.1	+37.1	60	7:36.2	+59.5	67	
Penalty Time		30.4			32.1			20:44.4	+2:01.8	63	
								1:02.5			
64	82	ZHURAUŠKAITE Lidiia	LTU		2		23:39.9	+2:59.1	64		
Cumulative Time		8:10.2	+1:17.6	79	15:59.5	+2:04.6	64	23:39.9	+2:59.1	64	
Loop Time		8:10.2	+1:17.6	79	7:49.3	+48.2	38	7:40.4	+1:03.7	73	
Shooting	2	31.4	+8.1	=53	29.8	+9.8	57	1:01.2	+16.7	56	
Range Time		54.7	+10.1	=55	53.8	+11.1	=60	1:48.5	+20.0	=57	
Course Time		6:16.8	+23.2	40	6:48.8	+44.8	73	7:40.4	+1:03.7	73	
Penalty Time		58.7			6.7			20:46.0	+2:03.4	=66	
								1:05.4			



SAT 14 FEB 2026

Start Time 14:45

End Time 15:55

Competition Analysis

Analisi della gara / Wettkampfanalyse / Analyses de l'épreuve

Rank	Bib	Name	NOC Code		T						
		Loop 1		Loop 2		Loop 3		Result	Behind	Rank	
		Time	Rank	Time	Rank	Time	Rank				
65	89	CASERMAN Manca	SLO		1		23:41.8	+3:01.0	65		
Cumulative Time		7:25.9	+33.3	39	15:44.2	+1:49.3	57	23:41.8	+3:01.0	65	
Loop Time		7:25.9	+33.3	39	8:18.3	+1:17.2	=70	7:57.6	+1:20.9	82	
Shooting	0	30.5	+7.2	46	29.1	+9.1	=49	59.7	+15.2	49	
Range Time		54.7	+10.1	=55	53.8	+11.1	=60	1:48.5	+20.0	=57	
Course Time		6:24.2	+30.6	65	6:51.4	+47.4	75	21:13.2	+2:30.6	80	
Penalty Time		7.0			33.1			40.1			
66	59	FREED Margie	USA		3		23:43.2	+3:02.4	66		
Cumulative Time		7:20.4	+27.8	35	16:16.3	+2:21.4	69	23:43.2	+3:02.4	66	
Loop Time		7:20.4	+27.8	35	8:55.9	+1:54.8	=85	7:26.9	+50.2	53	
Shooting	0	33.6	+10.3	66	34.0	+14.0	75	1:07.6	+23.1	=70	
Range Time		55.0	+10.4	58	56.8	+14.1	73	1:51.8	+23.3	=66	
Course Time		6:19.0	+25.4	46	6:37.0	+33.0	52	20:22.9	+1:40.3	50	
Penalty Time		6.4			1:22.1			1:28.5			
67	74	PARADIS Pascale	CAN		3		23:46.7	+3:05.9	67		
Cumulative Time		9:01.8	+2:09.2	90	16:40.6	+2:45.7	79	23:46.7	+3:05.9	67	
Loop Time		9:01.8	+2:09.2	90	7:38.8	+37.7	22	7:06.1	+29.4	17	
Shooting	3	35.2	+11.9	=73	37.7	+17.7	84	1:12.9	+28.4	=82	
Range Time		59.3	+14.7	78	1:00.5	+17.8	85	1:59.8	+31.3	84	
Course Time		6:08.7	+15.1	22	6:31.5	+27.5	=40	19:46.3	+1:03.7	22	
Penalty Time		1:53.8			6.8			2:00.6			
68	4	KOZICA Anika	CRO		0		23:50.6	+3:09.8	68		
Cumulative Time		7:43.3	+50.7	52	15:46.4	+1:51.5	59	23:50.6	+3:09.8	68	
Loop Time		7:43.3	+50.7	52	8:03.1	+1:02.0	51	8:04.2	+1:27.5	85	
Shooting	0	29.8	+6.5	38	32.2	+12.2	68	1:02.1	+17.6	59	
Range Time		52.4	+7.8	39	53.5	+10.8	=55	1:45.9	+17.4	52	
Course Time		6:43.8	+50.2	87	7:03.3	+59.3	84	21:51.3	+3:08.7	89	
Penalty Time		7.1			6.3			13.4			
69	24	ERMITES Regina	EST		2		23:50.9	+3:10.1	69		
Cumulative Time		7:59.9	+1:07.3	68	16:14.0	+2:19.1	68	23:50.9	+3:10.1	69	
Loop Time		7:59.9	+1:07.3	68	8:14.1	+1:13.0	64	7:36.9	+1:00.2	68	
Shooting	1	31.7	+8.4	=58	26.4	+6.4	=25	58.1	+13.6	43	
Range Time		54.8	+10.2	57	50.1	+7.4	37	1:44.9	+16.4	=48	
Course Time		6:33.7	+40.1	84	6:52.0	+48.0	=76	21:02.6	+2:20.0	76	
Penalty Time		31.4			32.0			1:03.4			
70	31	LEINAMO Sonja	FIN		5		23:52.2	+3:11.4	70		
Cumulative Time		8:37.6	+1:45.0	86	16:55.0	+3:00.1	81	23:52.2	+3:11.4	70	
Loop Time		8:37.6	+1:45.0	86	8:17.4	+1:16.3	=67	6:57.2	+20.5	8	
Shooting	3	37.0	+13.7	80	30.7	+10.7	=61	1:07.7	+23.2	72	
Range Time		59.4	+14.8	79	55.1	+12.4	=67	1:54.5	+26.0	72	
Course Time		6:15.6	+22.0	39	6:25.6	+21.6	23	19:38.4	+55.8	=16	
Penalty Time		1:22.6			56.7			2:19.3			
71	5	SABULE Annija Keita	LAT		2		24:00.3	+3:19.5	71		
Cumulative Time		8:01.1	+1:08.5	72	16:25.9	+2:31.0	72	24:00.3	+3:19.5	71	
Loop Time		8:01.1	+1:08.5	72	8:24.8	+1:23.7	73	7:34.4	+57.7	61	
Shooting	1	37.6	+14.3	83	33.0	+13.0	72	1:10.6	+26.1	79	
Range Time		1:00.1	+15.5	82	57.5	+14.8	75	1:57.6	+29.1	80	
Course Time		6:28.9	+35.3	75	6:55.5	+51.5	79	20:58.8	+2:16.2	75	
Penalty Time		32.1			31.8			1:03.9			
72	9	REID Joanne	USA		1		24:01.9	+3:21.1	72		
Cumulative Time		7:47.9	+55.3	58	16:20.4	+2:25.5	70	24:01.9	+3:21.1	72	
Loop Time		7:47.9	+55.3	58	8:32.5	+1:31.4	76	7:41.5	+1:04.8	74	
Shooting	0	33.7	+10.4	=67	36.8	+16.8	=80	1:10.5	+26.0	78	
Range Time		57.4	+12.8	=69	58.7	+16.0	77	1:56.1	+27.6	76	
Course Time		6:44.3	+50.7	88	7:04.2	+1:00.2	85	21:30.0	+2:47.4	83	
Penalty Time		6.2			29.6			35.8			



SAT 14 FEB 2026

Start Time 14:45

End Time 15:55

Competition Analysis

Analisi della gara / Wettkampfanalyse / Analyses de l'épreuve

Rank	Bib	Name	NOC Code		T								
		Loop 1		Loop 2		Loop 3		Result		Behind		Rank	
		Time	Rank	Time	Rank	Time	Rank						
73	17	STREMOUS Alina	MDA		3		24:04.2		+3:23.4		73		
Cumulative Time		7:58.8	+1:06.2	66	16:31.5	+2:36.6	74			24:04.2	+3:23.4	73	
Loop Time		7:58.8	+1:06.2	66	8:32.7	+1:31.6	77	7:32.7	+56.0	60			
Shooting	1	42.0	+18.7	89	36.8	+16.8	=80			3	1:18.8	+34.3	90
Range Time		1:04.7	+20.1	87	1:00.6	+17.9	=86				2:05.3	+36.8	89
Course Time		6:22.2	+28.6	=56	6:34.4	+30.4	47	7:32.7	+56.0	60	20:29.3	+1:46.7	56
Penalty Time		31.9			57.7						1:29.6		
74	86	BOUVARD Eve	BEL		2		24:06.3		+3:25.5		74		
Cumulative Time		8:05.0	+1:12.4	77	16:22.4	+2:27.5	71			2	24:06.3	+3:25.5	74
Loop Time		8:05.0	+1:12.4	77	8:17.4	+1:16.3	=67	7:43.9	+1:07.2	78			
Shooting	1	37.4	+14.1	82	29.6	+9.6	55			2	1:07.1	+22.6	=67
Range Time		59.8	+15.2	80	53.5	+10.8	=55				1:53.3	+24.8	69
Course Time		6:32.2	+38.6	80	6:52.0	+48.0	=76	7:43.9	+1:07.2	78	21:08.1	+2:25.5	77
Penalty Time		33.0			31.9						1:04.9		
75	13	JUPPE Anna	AUT		3		24:08.8		+3:28.0		75		
Cumulative Time		8:22.6	+1:30.0	84	16:37.9	+2:43.0	76			3	24:08.8	+3:28.0	75
Loop Time		8:22.6	+1:30.0	84	8:15.3	+1:14.2	65	7:30.9	+54.2	57			
Shooting	2	31.7	+8.4	=58	26.4	+6.4	=25			3	58.2	+13.7	44
Range Time		55.7	+11.1	=62	49.1	+6.4	30				1:44.8	+16.3	47
Course Time		6:27.1	+33.5	=70	6:55.9	+51.9	80	7:30.9	+54.2	57	20:53.9	+2:11.3	=72
Penalty Time		59.8			30.3						1:30.1		
76	51	HORODNA Olena	UKR		2		24:11.3		+3:30.5		76		
Cumulative Time		7:00.3	+7.7	6	15:53.0	+1:58.1	62			2	24:11.3	+3:30.5	76
Loop Time		7:00.3	+7.7	6	8:52.7	+1:51.6	83	8:18.3	+1:41.6	90			
Shooting	0	23.9	+0.6	3	27.8	+7.8	38			2	51.7	+7.2	11
Range Time		44.9	+0.3	2	53.0	+10.3	52				1:37.9	+9.4	=11
Course Time		6:08.6	+15.0	=19	6:52.6	+48.6	78	8:18.3	+1:41.6	90	21:19.5	+2:36.9	81
Penalty Time		6.8			1:07.1						1:13.9		
77	81	HAMALAINEN Inka	FIN		4		24:21.4		+3:40.6		77		
Cumulative Time		8:37.7	+1:45.1	87	16:38.0	+2:43.1	77			4	24:21.4	+3:40.6	77
Loop Time		8:37.7	+1:45.1	87	8:00.3	+59.2	47	7:43.4	+1:06.7	77			
Shooting	3	29.5	+6.2	=33	26.0	+6.0	22			4	55.6	+11.1	=24
Range Time		50.1	+5.5	=21	47.8	+5.1	=19				1:37.9	+9.4	=11
Course Time		6:22.5	+28.9	59	6:39.4	+35.4	58	7:43.4	+1:06.7	77	20:45.3	+2:02.7	65
Penalty Time		1:25.1			33.1						1:58.2		
78	39	LAMPIC Anamarija	SLO		6		24:25.7		+3:44.9		78		
Cumulative Time		8:22.7	+1:30.1	85	17:04.0	+3:09.1	85			6	24:25.7	+3:44.9	78
Loop Time		8:22.7	+1:30.1	85	8:41.3	+1:40.2	79	7:21.7	+45.0	42			
Shooting	3	36.0	+12.7	76	30.7	+10.7	=61			6	1:06.7	+22.2	65
Range Time		58.9	+14.3	=75	56.1	+13.4	72				1:55.0	+26.5	74
Course Time		6:03.2	+9.6	10	6:21.5	+17.5	10	7:21.7	+45.0	42	19:46.4	+1:03.8	=23
Penalty Time		1:20.6			1:23.7						2:44.3		
79	67	ANDERSON Lucinda	USA		3		24:28.7		+3:47.9		79		
Cumulative Time		7:27.8	+35.2	42	16:32.5	+2:37.6	75			3	24:28.7	+3:47.9	79
Loop Time		7:27.8	+35.2	42	9:04.7	+2:03.6	88	7:56.2	+1:19.5	80			
Shooting	0	36.4	+13.1	77	40.9	+20.9	91			3	1:17.3	+32.8	=87
Range Time		58.9	+14.3	=75	1:04.4	+21.7	=90				2:03.3	+34.8	87
Course Time		6:22.4	+28.8	58	6:35.3	+31.3	50	7:56.2	+1:19.5	80	20:53.9	+2:11.3	=72
Penalty Time		6.5			1:25.0						1:31.5		
80	2	ROUSSEAU Shilo	CAN		3		24:32.0		+3:51.2		80		
Cumulative Time		8:12.6	+1:20.0	80	16:39.4	+2:44.5	78			3	24:32.0	+3:51.2	80
Loop Time		8:12.6	+1:20.0	80	8:26.8	+1:25.7	74	7:52.6	+1:15.9	79			
Shooting	2	33.1	+9.8	63	28.2	+8.2	=41			3	1:01.3	+16.8	=57
Range Time		57.0	+12.4	67	52.7	+10.0	50				1:49.7	+21.2	63
Course Time		6:17.1	+23.5	41	7:01.3	+57.3	83	7:52.6	+1:15.9	79	21:11.0	+2:28.4	78
Penalty Time		58.5			32.8						1:31.3		



SAT 14 FEB 2026

Start Time 14:45

End Time 15:55

Competition Analysis

Analisi della gara / Wettkampfanalyse / Analyses de l'épreuve

Rank	Bib	Name	NOC Code			T			Result	Behind	Rank		
		Loop 1		Loop 2		Loop 3							
		Time	Rank	Time	Rank	Time	Rank						
81	22	DAVIDOVA Marketa	CZE						4	24:42.1	+4:01.3	81	
Cumulative Time		9:02.6	+2:10.0	91	17:12.5	+3:17.6	88				24:42.1	+4:01.3	81
Loop Time		9:02.6	+2:10.0	91	8:09.9	+1:08.8	57	7:29.6	+52.9	55			
Shooting	3	40.5	+17.2	86	29.1	+9.1	=49			4	1:09.7	+25.2	74
Range Time		1:04.8	+20.2	88	51.7	+9.0	=44				1:56.5	+28.0	78
Course Time		6:33.4	+39.8	83	6:45.9	+41.9	67	7:29.6	+52.9	55	20:48.9	+2:06.3	69
Penalty Time		1:24.4			32.3						1:56.7		
82	73	TALIHAERM Johanna	EST						2	24:43.2	+4:02.4	82	
Cumulative Time		8:03.7	+1:11.1	74	17:00.1	+3:05.2	83				24:43.2	+4:02.4	82
Loop Time		8:03.7	+1:11.1	74	8:56.4	+1:55.3	87	7:43.1	+1:06.4	76			
Shooting	0	40.7	+17.4	87	31.2	+11.2	65			2	1:12.0	+27.5	81
Range Time		1:05.2	+20.6	89	55.1	+12.4	=67				2:00.3	+31.8	85
Course Time		6:51.6	+58.0	90	7:05.7	+1:01.7	87	7:43.1	+1:06.4	76	21:40.4	+2:57.8	85
Penalty Time		6.9			55.6						1:02.5		
83	3	ZDRAVKOVA Maria	BUL						4	24:44.2	+4:03.4	83	
Cumulative Time		7:55.0	+1:02.4	64	17:06.3	+3:11.4	86				24:44.2	+4:03.4	83
Loop Time		7:55.0	+1:02.4	64	9:11.3	+2:10.2	90	7:37.9	+1:01.2	69			
Shooting	1	33.5	+10.2	65	36.9	+16.9	82			4	1:10.4	+25.9	77
Range Time		55.7	+11.1	=62	58.9	+16.2	=78				1:54.6	+26.1	73
Course Time		6:27.5	+33.9	73	6:44.9	+40.9	66	7:37.9	+1:01.2	69	20:50.3	+2:07.7	71
Penalty Time		31.8			1:27.5						1:59.3		
84	85	URUMOVA Sara	LTU						0	24:49.9	+4:09.1	84	
Cumulative Time		7:54.4	+1:01.8	62	16:28.5	+2:33.6	73				24:49.9	+4:09.1	84
Loop Time		7:54.4	+1:01.8	62	8:34.1	+1:33.0	78	8:21.4	+1:44.7	91			
Shooting	0	33.7	+10.4	=67	39.9	+19.9	90			0	1:13.7	+29.2	84
Range Time		58.0	+13.4	74	1:02.7	+20.0	89				2:00.7	+32.2	86
Course Time		6:49.8	+56.2	89	7:24.6	+1:20.6	91	8:21.4	+1:44.7	91	22:35.8	+3:53.2	91
Penalty Time		6.6			6.8						13.4		
85	75	DIMITROVA Valentina	BUL						3	24:56.1	+4:15.3	85	
Cumulative Time		8:20.7	+1:28.1	82	16:47.9	+2:53.0	80				24:56.1	+4:15.3	85
Loop Time		8:20.7	+1:28.1	82	8:27.2	+1:26.1	75	8:08.2	+1:31.5	87			
Shooting	2	30.1	+6.8	42	25.1	+5.1	16			3	55.3	+10.8	22
Range Time		52.6	+8.0	40	48.2	+5.5	=21				1:40.8	+12.3	=32
Course Time		6:28.5	+34.9	74	7:06.9	+1:02.9	89	8:08.2	+1:31.5	87	21:43.6	+3:01.0	87
Penalty Time		59.6			32.1						1:31.7		
86	47	SLETTEMARK Ukaleq Astri	DEN						3	24:59.0	+4:18.2	86	
Cumulative Time		8:07.5	+1:14.9	78	17:01.6	+3:06.7	84				24:59.0	+4:18.2	86
Loop Time		8:07.5	+1:14.9	78	8:54.1	+1:53.0	84	7:57.4	+1:20.7	81			
Shooting	1	28.6	+5.3	29	22.0	+2.0	=2			3	50.7	+6.2	8
Range Time		53.5	+8.9	=47	46.8	+4.1	=13				1:40.3	+11.8	=27
Course Time		6:41.3	+47.7	86	7:04.4	+1:00.4	86	7:57.4	+1:20.7	81	21:43.1	+3:00.5	86
Penalty Time		32.7			1:02.9						1:35.6		
87	91	MORTON Darcie	AUS						3	25:09.8	+4:29.0	87	
Cumulative Time		8:01.3	+1:08.7	73	16:57.2	+3:02.3	82				25:09.8	+4:29.0	87
Loop Time		8:01.3	+1:08.7	73	8:55.9	+1:54.8	=85	8:12.6	+1:35.9	89			
Shooting	1	35.2	+11.9	=73	37.6	+17.6	83			3	1:12.9	+28.4	=82
Range Time		57.8	+13.2	72	1:00.6	+17.9	=86				1:58.4	+29.9	81
Course Time		6:31.3	+37.7	79	6:56.1	+52.1	81	8:12.6	+1:35.9	89	21:40.0	+2:57.4	84
Penalty Time		32.2			59.2						1:31.4		
88	90	GENEVA Milana	KAZ						3	25:18.5	+4:37.7	88	
Cumulative Time		8:04.9	+1:12.3	76	17:09.9	+3:15.0	87				25:18.5	+4:37.7	88
Loop Time		8:04.9	+1:12.3	76	9:05.0	+2:03.9	89	8:08.6	+1:31.9	88			
Shooting	1	35.9	+12.6	75	29.7	+9.7	56			3	1:05.7	+21.2	64
Range Time		57.9	+13.3	73	53.9	+11.2	=63				1:51.8	+23.3	=66
Course Time		6:32.7	+39.1	81	7:06.5	+1:02.5	88	8:08.6	+1:31.9	88	21:47.8	+3:05.2	88
Penalty Time		34.3			1:04.6						1:38.9		



Competition Analysis

Analisi della gara / Wettkampfanalyse / Analyses de l'épreuve

Rank	Bib	Name	NOC Code		T									
		Loop 1		Loop 2		Loop 3		Result	Behind	Rank				
		Time	Rank	Time	Rank	Time	Rank							
89	88	PENDRY Shawna	GBR				2	25:27.8	+4:47.0	89				
		Cumulative Time	8:37.8	+1:45.2	88	17:21.7	+3:26.8	89						
		Loop Time	8:37.8	+1:45.2	88	8:43.9	+1:42.8	81	8:06.1	+1:29.4	86			
		Shooting	1	42.8	+19.5	90	1	35.4	+15.4	76	2	1:18.3	+33.8	89
		Range Time		1:07.5	+22.9	90		59.1	+16.4	80		2:06.6	+38.1	90
		Course Time		6:57.0	+1:03.4	91		7:11.1	+1:07.1	90		22:14.2	+3:31.6	90
		Penalty Time		33.3				33.7				1:07.0		
90	84	KOCERGINA Natalja	LTU				5	25:35.9	+4:55.1	90				
		Cumulative Time	8:53.5	+2:00.9	89	17:36.4	+3:41.5	90						
		Loop Time	8:53.5	+2:00.9	89	8:42.9	+1:41.8	80	7:59.5	+1:22.8	83			
		Shooting	3	36.9	+13.6	79	2	30.7	+10.7	=61	5	1:07.6	+23.1	=70
		Range Time		1:02.5	+17.9	85		54.8	+12.1	66		1:57.3	+28.8	79
		Course Time		6:24.0	+30.4	=63		6:48.6	+44.6	72		21:12.1	+2:29.5	79
		Penalty Time		1:27.0				59.5				2:26.5		
91	83	RAKISHEVA Aisha	KAZ				5	25:52.3	+5:11.5	91				
		Cumulative Time	8:21.0	+1:28.4	83	17:50.7	+3:55.8	91						
		Loop Time	8:21.0	+1:28.4	83	9:29.7	+2:28.6	91	8:01.6	+1:24.9	84			
		Shooting	2	38.1	+14.8	84	3	39.1	+19.1	89	5	1:17.3	+32.8	=87
		Range Time		1:00.7	+16.1	84		1:04.4	+21.7	=90		2:05.1	+36.6	88
		Course Time		6:23.2	+29.6	61		6:56.6	+52.6	82		21:21.4	+2:38.8	82
		Penalty Time		57.1				1:28.7				2:25.8		

Legend:

= Equal sign indicates that two or more competitors share the same rank T Total penalties



SUN 15 FEB 2026

Start Time 11:15

End Time 11:55

Final Results - Competition Data Summary

Risultati definitivi - Riepilogo dati relativi alla gara / Endgültige Ergebnisse - Zusammenfassung der Wettkampfdaten
Résultats définitifs - synthèse des données de compétition

Participation

Number of Entries:	60
Did Not Start:	0
Did Not Finish:	0
Lapped:	3
Disqualified:	0
Disqualified for unsportsmanlike behaviour:	0
Ranked:	57

Weather Conditions	30 min before Start	At Start Time	30 min after Start	At End Time
Weather	Mostly Sunny	Mostly Sunny	Mostly Sunny	Mostly Sunny
Snow Condition	Hard packed	Hard packed	Hard packed	Hard packed
Snow Temperature	-4.7°C	-4.0°C	-3.2°C	-3.0°C
Air Temperature	-0.7°C	0.4°C	0.3°C	-0.3°C
Humidity	32%	28%	29%	26%
Wind Direction/Speed	NE / 3.6 m/s	E / 0.6 m/s	SE / 0.9 m/s	S / 0.6 m/s

Jury Information

Technical Delegate - Chairman	VASSALLO Christophe (IBU)
Assistant Technical Delegate	OEBERG Ulrika (IBU)
Competition Chief	KIRCHER Georg (ITA)
Member	KRISTIANSEN Egil (NOR)
Member	AUCHENTALLER Armin (USA)

Course Information

2396m+2521m+2521m+2521m+2788m green

Total Course Length	12747m
Height Difference	27m
Maximum Climb	15m
Total Climb	409m

Jury Decisions

No Decisions

Technical Delegate

VASSALLO Christophe (IBU)

Legend:

E East NE North-East S South SE South-East



Results

Risultati / Ergebnisse / Résultats

Rank	Bib	Name	NOC Code	Start Behind	P	P	S	S	T	Result / Behind
1	7	PONSILUOMA Martin	SWE	0:47	0	1	0	0	1	31:11.9
2	3	LAEGREID Sturla Holm	NOR	0:16	1	0	1	0	2	+20.6
3	4	JACQUELIN Emilien	FRA	0:16	1	0	0	2	3	+29.7
4	9	PERROT Eric	FRA	1:02	0	0	0	1	1	+39.5
5	2	CHRISTIANSEN Vetle Sjaastad	NOR	0:14	1	0	1	1	3	+44.8
6	6	DALE-SKJEVDAL Johannes	NOR	0:43	1	0	1	1	3	+1:06.6
7	1	FILLON MAILLET Quentin	FRA	0:00	1	2	0	2	5	+1:13.5
8	12	WRIGHT Campbell	USA	1:10	2	0	1	0	3	+1:13.5
9	22	GIACOMEL Tommaso	ITA	1:43	1	1	0	0	2	+1:15.2
10	8	BOTN Johan-Olav	NOR	0:58	0	2	1	0	3	+1:35.0
11	10	HORN Philipp	GER	1:09	0	0	2	1	3	+2:10.8
12	5	SAMUELSSON Sebastian	SWE	0:25	1	0	1	3	5	+2:22.7
13	13	HOFER Lukas	ITA	1:22	0	1	1	1	3	+2:27.9
14	25	FAK Jakov	SLO	1:52	0	1	0	0	1	+2:35.6
15	18	SEPPALA Tero	FIN	1:41	1	0	2	1	4	+2:36.6
16	24	MANDZYN Vitalii	UKR	1:47	1	1	1	0	3	+2:44.1
17	11	HIIDENSALO Olli	FIN	1:09	1	0	2	1	4	+2:48.4
18	28	KRCMAR Michal	CZE	1:57	1	0	0	1	2	+2:50.8
19	20	HORNIG Vitezslav	CZE	1:42	1	0	0	2	3	+2:55.8
20	27	PIDRUCHNYI Dmytro	UKR	1:55	1	0	0	1	2	+3:01.3
21	21	HARJULA Tuomas	FIN	1:43	0	0	3	0	3	+3:04.6
22	40	INVENIUS Otto	FIN	2:27	1	0	1	0	2	+3:07.0
23	35	VIDMAR Anton	SLO	2:17	1	1	0	0	2	+3:09.0
24	41	CLAUDE Fabien	FRA	2:30	1	0	1	2	4	+3:10.5
25	26	NAWRATH Philipp	GER	1:53	2	1	1	2	6	+3:11.0
26	15	STALDER Sebastian	SUI	1:34	1	0	1	0	2	+3:11.3
27	17	HARTWEG Niklas	SUI	1:39	1	0	2	2	5	+3:12.3
28	16	ROMANIN Nicola	ITA	1:34	1	1	1	1	4	+3:17.6
29	30	RASTORGUJEVS Andrejs	LAT	2:04	0	0	1	2	3	+3:28.9
30	23	STRELOW Justus	GER	1:46	0	0	1	3	4	+3:35.5
31	34	PLANKO Lovro	SLO	2:13	0	0	2	2	4	+3:40.3
32	29	GUNKA Jan	POL	1:57	0	0	2	1	3	+3:47.6
33	14	BURKHALTER Joscha	SUI	1:22	1	1	1	1	4	+3:49.5
34	19	ZOBEL David	GER	1:42	2	1	1	1	5	+4:09.9
35	45	KARLIK Mikulas	CZE	2:37	1	1	1	2	5	+4:18.6
36	46	EDER Simon	AUT	2:38	0	0	2	1	3	+4:22.1
37	39	MUELLAUER Fabian	AUT	2:24	1	0	1	3	5	+4:24.8
38	54	SHAMAEV Dmitrii	ROU	2:50	1	0	0	0	1	+4:25.5
39	49	STROLIA Vytautas	LTU	2:44	1	1	0	1	3	+4:26.5
40	37	GALICA Grzegorz	POL	2:18	2	0	1	2	5	+4:28.9
41	48	CONNELLY Zachary	CAN	2:40	3	0	1	1	5	+4:39.4
42	51	KIREYEV Vladislav	KAZ	2:49	1	2	1	0	4	+4:40.1
43	57	BADACZ Konrad	POL	3:00	0	0	1	0	1	+4:40.7
44	53	SIIMER Kristo	EST	2:50	0	1	2	0	3	+4:50.1
45	33	MIKYSKA Tomas	CZE	2:12	0	3	0	1	4	+5:13.7
46	36	DOVZAN Miha	SLO	2:17	1	1	2	2	6	+5:17.1
47	32	LOZBERS Rihards	LAT	2:12	3	1	1	2	7	+5:17.3
48	47	SCHOMMER Paul	USA	2:38	1	2	0	1	4	+5:29.5
49	31	RUNNALLS Adam	CAN	2:09	1	1	4	1	7	+5:36.4
50	38	CLAUDE Florent	BEL	2:21	2	1	2	1	6	+5:40.7
51	44	ZAHKNA Rene	EST	2:34	2	1	1	2	6	+5:42.2
52	43	STEFANSSON Malte	SWE	2:31	3	0	1	2	6	+5:49.5
53	55	PLETZ Logan	CAN	2:54	1	1	2	1	5	+6:16.1
54	60	SLETTEMARK Sondre	DEN	3:06	1	0	3	0	4	+6:29.3
55	50	JAKOB Patrick	AUT	2:44	0	3	2	0	5	+6:42.7
56	58	BORGULA Jakub	SVK	3:02	1	1	1	1	4	+7:04.1
57	56	VASILEV Konstantin	BUL	2:59	1	3	1	2	7	+8:48.8

Lapped

42	TODEV Blagoy	BUL	2:31	3	2	0
----	--------------	-----	------	---	---	---



SUN 15 FEB 2026

Start Time 11:15
End Time 11:55

Results

Risultati / Ergebnisse / Résultats

Bib	Name	NOC Code	Start Behind	P	P	S	S	T	Result / Behind
Lapped									
52	MISE Edgars	LAT	2:50	4	1	2			
59	LEGOVIC Matija	CRO	3:06	2	2	3			

Legend:				
P	Prone	S	Standing	T Total penalties



SUN 15 FEB 2026

Start Time 11:15

End Time 11:55

Competition Analysis

Analisi della gara / Wettkampfanalyse / Analyses de l'épreuve

Rank	Bib	Name	NOC Code		T															
Loop 1		Loop 2		Loop 3		Loop 4		Loop 5		Result	Behind	Rank								
Time	Rank	Time	Rank	Time	Rank	Time	Rank	Time	Rank											
1	7	PONSILUOMA Martin	SWE		1		31:11.9		0.0		1									
Cumulative Time	6:36.2	+15.4	4	13:02.2	+37.5	4	19:09.0	+34.5	2	25:16.8	0.0	1	31:11.9	0.0	1					
Loop Time	5:49.2	0.0	1	6:26.0	+22.1	19	6:06.8	+4.1	3	6:07.8	+0.9	2	5:55.1	+10.6	9					
Shooting	0	27.1	+6.8 =20	1	30.4	+9.4	41	0	21.2	+4.5 =7	0	20.0	+2.7	8	1	1:38.8	+21.7	14		
Range Time	45.6	+5.2	15	49.3	+8.9	40	39.5	+3.2	4	38.7	+2.5	4				2:53.1	+15.4	7		
Course Time	4:57.8	+0.1	2	5:09.8	0.0	1	5:21.0	+3.5	6	5:23.0	+2.9	2	5:55.1	+10.6	9	26:46.7	0.0	1		
Penalty Time	5.7			26.9			6.2			6.1						45.0				
2	3	LAEGREID Sturla Holm	NOR		2		31:32.5		+20.6		2									
Cumulative Time	6:37.4	+16.6	5	12:48.2	+23.5	3	19:19.7	+45.2	4	25:32.2	+15.4	3	31:32.5	+20.6	2					
Loop Time	6:21.4	+32.2 =28		6:10.8	+6.9	4	6:31.5	+28.8	16	6:12.5	+5.6	3	6:00.3	+15.8	16					
Shooting	1	32.5	+12.2 =45	0	28.9	+7.9 =35	1	23.3	+6.6	28	0	21.6	+4.3	15	2	1:46.4	+29.3	29		
Range Time	50.5	+10.1 =43		47.7	+7.3 =25		42.4	+6.1 =17		40.7	+4.5 =9					3:01.3	+23.6	=22		
Course Time	5:04.0	+6.3 =12		5:17.0	+7.2	7	5:21.7	+4.2	8	5:24.8	+4.7	4	6:00.3	+15.8	16	27:07.8	+21.1	8		
Penalty Time	26.8			6.0			27.4			6.9						1:07.3				
3	4	JACQUELIN Emilien	FRA		3		31:41.6		+29.7		3									
Cumulative Time	6:20.8	0.0	1	12:24.7	0.0	1	18:34.5	0.0	1	25:31.4	+14.6	2	31:41.6	+29.7	3					
Loop Time	6:04.8	+15.6	11	6:03.9	0.0	1	6:09.8	+7.1	4	6:56.9	+50.0	30	6:10.2	+25.7	32					
Shooting	1	21.6	+1.3	2	0	21.0	0.0	1	0	21.5	+4.8 =13	2	18.8	+1.5	4	3	1:23.0	+5.9	2	
Range Time	40.4	0.0	1	40.4	0.0	1	41.4	+5.1	12	39.3	+3.1	7				2:41.5	+3.8	2		
Course Time	4:57.7	0.0	1	5:16.7	+6.9	6	5:21.5	+4.0	7	5:27.0	+6.9	8	6:10.2	+25.7	32	27:13.1	+26.4	11		
Penalty Time	26.7			6.8			6.9			50.5						1:31.1				
4	9	PERROT Eric	FRA		1		31:51.4		+39.5		4									
Cumulative Time	7:00.4	+39.6	8	13:15.4	+50.7	7	19:18.5	+44.0	3	25:54.2	+37.4	4	31:51.4	+39.5	4					
Loop Time	5:58.4	+9.2	5	6:15.0	+11.1	7	6:03.1	+0.4	2	6:35.7	+28.8	14	5:57.2	+12.7	12					
Shooting	0	27.1	+6.8 =20	0	26.6	+5.6	13	0	20.0	+3.3	4	1	21.1	+3.8 =12		1	1:34.9	+17.8	7	
Range Time	50.2	+9.8	40	49.2	+8.8	39	39.4	+3.1	3	40.7	+4.5 =9					2:59.5	+21.8	=18		
Course Time	5:02.3	+4.6 =7		5:20.1	+10.3 =10		5:17.5	0.0 =1		5:27.2	+7.1	9	5:57.2	+12.7	12	27:04.3	+17.6	5		
Penalty Time	5.9			5.6			6.1			27.7						45.6				
5	2	CHRISTIANSEN Vetle Sjaastad	NOR		3		31:56.7		+44.8		5									
Cumulative Time	6:29.3	+8.5	3	12:37.6	+12.9	2	19:20.6	+46.1	5	25:54.6	+37.8	5	31:56.7	+44.8	5					
Loop Time	6:15.3	+26.1	20	6:08.3	+4.4 =2		6:43.0	+40.3	30	6:34.0	+27.1	12	6:02.1	+17.6	20					
Shooting	1	27.5	+7.2	23	0	26.2	+5.2	10	1	33.0	+16.3	60	1	22.7	+5.4	23	3	1:49.5	+32.4	38
Range Time	47.0	+6.6	25	46.0	+5.6 =11		53.3	+17.0	58	41.2	+5.0 =13					3:07.5	+29.8	39		
Course Time	5:03.1	+5.4	11	5:16.1	+6.3	5	5:24.6	+7.1 =11		5:24.5	+4.4	3	6:02.1	+17.6	20	27:10.4	+23.7	9		
Penalty Time	25.2			6.2			25.0			28.2						1:24.7				
6	6	DALE-SKJEVDAL Johannes	NOR		3		32:18.5		+1:06.6		6									
Cumulative Time	6:59.9	+39.1	7	13:15.0	+50.3	6	19:45.6	+1:11.1	8	26:16.6	+59.8	6	32:18.5	+1:06.6	6					
Loop Time	6:16.9	+27.7	23	6:15.1	+11.2	8	6:30.6	+27.9	15	6:31.0	+24.1	10	6:01.9	+17.4 =18						
Shooting	1	28.9	+8.6 =33	0	28.3	+7.3	30	1	27.8	+11.1	53	1	22.6	+5.3 =20		3	1:47.8	+30.7	36	
Range Time	48.1	+7.7	31	49.1	+8.7	38	46.7	+10.4 =48		43.0	+6.8 =24					3:06.9	+29.2	38		
Course Time	5:02.6	+4.9	9	5:20.1	+10.3 =10		5:17.5	0.0 =1		5:20.1	0.0	1	6:01.9	+17.4 =18		27:02.2	+15.5	4		
Penalty Time	26.1			5.8			26.3			27.9						1:26.3				
7	1	FILLON MAILLET Quentin	FRA		5		32:25.4		+1:13.5		7									
Cumulative Time	6:21.4	+0.6	2	13:18.9	+54.2	8	19:30.5	+56.0	6	26:29.8	+1:13.0	7	32:25.4	+1:13.5	7					
Loop Time	6:21.4	+32.2 =28		6:57.5	+53.6	48	6:11.6	+8.9	5	6:59.3	+52.4 =34		5:55.6	+11.1	10					
Shooting	1	29.4	+9.1	37	2	31.3	+10.3	44	0	19.7	+3.0	3	2	19.5	+2.2 =6		5	1:40.1	+23.0	16
Range Time	49.2	+8.8	37	50.8	+10.4	44	39.6	+3.3	5	39.9	+3.7	8				2:59.5	+21.8	=18		
Course Time	5:04.0	+6.3 =12		5:15.8	+6.0	4	5:25.9	+8.4	14	5:30.1	+10.0	11	5:55.6	+11.1	10	27:11.4	+24.7	10		
Penalty Time	28.1			50.8			6.1			49.3						2:14.5				
8	12	WRIGHT Campbell	USA		3		32:25.4		+1:13.5		8									
Cumulative Time	7:53.0	+1:32.2	15	14:01.3	+1:36.6	12	20:26.5	+1:52.0	10	26:40.9	+1:24.1	10	32:25.4	+1:13.5	8					
Loop Time	6:43.0	+53.8	50	6:08.3	+4.4 =2		6:25.2	+22.5	6	6:14.4	+7.5 =4		5:44.5	0.0	1					
Shooting	2	30.8	+10.5	42	0	25.6	+4.6	8	1	22.8	+6.1	23	0	23.1	+5.8	28	3	1:42.4	+25.3	23
Range Time	49.9	+9.5	39	43.8	+3.4	3	42.2	+5.9	15	43.0	+6.8 =24					2:58.9	+21.2	=15		
Course Time	5:06.4	+8.7	20	5:19.3	+9.5	9	5:17.9	+0.4	3	5:26.2	+6.1 =6		5:44.5	0.0	1	26:54.3	+7.6	2		
Penalty Time	46.7			5.2			25.0			5.2						1:22.3				



SUN 15 FEB 2026

Start Time 11:15

End Time 11:55

Competition Analysis

Analisi della gara / Wettkampfanalyse / Analyses de l'épreuve

Rank	Bib	Name	NOC Code		T															
		Loop 1		Loop 2		Loop 3		Loop 4		Loop 5		Result	Behind	Rank						
		Time	Rank	Time	Rank	Time	Rank	Time	Rank	Time	Rank									
9	22	GIACOMEL Tommaso	ITA		2 32:27.1 +1:15.2 9															
Cumulative Time	7:57.2	+1:36.4	19	14:24.0	+1:59.3	20	20:26.7	+1:52.2	11	26:33.6	+1:16.8	8	32:27.1	+1:15.2	9					
Loop Time	6:14.2	+25.0	18	6:26.8	+22.9	=22	6:02.7	0.0	1	6:06.9	0.0	1	5:53.5	+9.0	7					
Shooting	1	27.9	+7.6	26	1	28.6	+7.6	=33	0	17.1	+0.4	2	0	17.3	0.0	1				
Range Time	46.1	+5.7	=16	46.1	+5.7	13	36.9	+0.6	2	36.2	0.0	1								
Course Time	5:02.3	+4.6	=7	5:14.6	+4.8	2	5:20.4	+2.9	5	5:24.9	+4.8	5	5:53.5	+9.0	7	26:55.7	+9.0	3		
Penalty Time	25.7			26.1			5.3			5.8						1:03.0				
10	8	BOTN Johan-Olav	NOR		3 32:46.9 +1:35.0 10															
Cumulative Time	7:03.8	+43.0	9	13:58.7	+1:34.0	11	20:26.0	+1:51.5	9	26:40.4	+1:23.6	9	32:46.9	+1:35.0	10					
Loop Time	6:05.8	+16.6	13	6:54.9	+51.0	46	6:27.3	+24.6	11	6:14.4	+7.5	=4	6:06.5	+22.0	28					
Shooting	0	33.8	+13.5	=50	2	31.2	+10.2	43	1	21.6	+4.9	15	0	23.0	+5.7	=26	3	1:49.6	+32.5	39
Range Time	54.2	+13.8	53	51.3	+10.9	46	41.2	+4.9	=10	42.9	+6.7	23				3:09.6	+31.9	42		
Course Time	5:05.9	+8.2	17	5:15.7	+5.9	3	5:19.9	+2.4	4	5:26.2	+6.1	=6	6:06.5	+22.0	28	27:14.2	+27.5	12		
Penalty Time	5.7			47.8			26.2			5.2						1:25.0				
11	10	HORN Philipp	GER		3 33:22.7 +2:10.8 11															
Cumulative Time	7:11.7	+50.9	10	13:33.0	+1:08.3	9	20:37.8	+2:03.3	12	27:21.8	+2:05.0	12	33:22.7	+2:10.8	11					
Loop Time	6:02.7	+13.5	=6	6:21.3	+17.4	12	7:04.8	+1:02.1	45	6:44.0	+37.1	19	6:00.9	+16.4	17					
Shooting	0	32.9	+12.6	=48	0	33.0	+12.0	=50	2	27.3	+10.6	50	1	23.8	+6.5	34	3	1:57.3	+40.2	50
Range Time	51.0	+10.6	45	51.7	+11.3	49	46.6	+10.3	=46	43.8	+7.6	=29				3:13.1	+35.4	47		
Course Time	5:06.1	+8.4	18	5:24.1	+14.3	18	5:29.7	+12.2	19	5:33.4	+13.3	15	6:00.9	+16.4	17	27:34.2	+47.5	15		
Penalty Time	5.5			5.4			48.5			26.8						1:26.2				
12	5	SAMUELSSON Sebastian	SWE		5 33:34.6 +2:22.7 12															
Cumulative Time	6:50.4	+29.6	6	13:11.2	+46.5	5	19:42.8	+1:08.3	7	27:06.7	+1:49.9	11	33:34.6	+2:22.7	12					
Loop Time	6:25.4	+36.2	35	6:20.8	+16.9	11	6:31.6	+28.9	17	7:23.9	+1:17.0	52	6:27.9	+43.4	48					
Shooting	1	27.0	+6.7	=18	0	26.8	+5.8	14	1	21.3	+4.6	11	3	20.3	+3.0	9	5	1:35.5	+18.4	8
Range Time	46.3	+5.9	19	46.5	+6.1	16	42.0	+5.7	14	41.1	+4.9	12				2:55.9	+18.2	10		
Course Time	5:12.7	+15.0	40	5:28.6	+18.8	25	5:22.3	+4.8	9	5:30.2	+10.1	12	6:27.9	+43.4	48	28:01.7	+1:15.0	28		
Penalty Time	26.4			5.6			27.3			1:12.6						2:12.1				
13	13	HOFER Lukas	ITA		3 33:39.8 +2:27.9 13															
Cumulative Time	7:29.7	+1:08.9	12	14:16.2	+1:51.5	17	20:50.3	+2:15.8	13	27:37.9	+2:21.1	=13	33:39.8	+2:27.9	13					
Loop Time	6:07.7	+18.5	14	6:46.5	+42.6	37	6:34.1	+31.4	19	6:47.6	+40.7	21	6:01.9	+17.4	=18					
Shooting	0	36.5	+16.2	=56	1	36.1	+15.1	59	1	24.8	+8.1	=37	1	24.2	+6.9	=36	3	2:01.8	+44.7	=52
Range Time	55.1	+14.7	54	56.8	+16.4	60	42.7	+6.4	22	44.6	+8.4	=33				3:19.2	+41.5	52		
Course Time	5:07.1	+9.4	28	5:23.9	+14.1	17	5:25.8	+8.3	13	5:36.4	+16.3	23	6:01.9	+17.4	=18	27:35.1	+48.4	17		
Penalty Time	5.5			25.7			25.5			26.5						1:23.4				
14	25	FAK Jakov	SLO		1 33:47.5 +2:35.6 14															
Cumulative Time	7:54.7	+1:33.9	17	14:41.4	+2:16.7	24	21:08.3	+2:33.8	19	27:37.9	+2:21.1	=13	33:47.5	+2:35.6	14					
Loop Time	6:02.7	+13.5	=6	6:46.7	+42.8	38	6:26.9	+24.2	8	6:29.6	+22.7	8	6:09.6	+25.1	31					
Shooting	0	28.3	+8.0	=29	1	28.2	+7.2	29	0	27.4	+10.7	51	0	25.5	+8.2	42	1	1:49.4	+32.3	37
Range Time	46.9	+6.5	=22	47.7	+7.3	=25	47.4	+11.1	54	45.6	+9.4	39				3:07.6	+29.9	40		
Course Time	5:10.5	+12.8	34	5:31.8	+22.0	31	5:34.1	+16.6	=32	5:38.7	+18.6	26	6:09.6	+25.1	31	28:04.7	+1:18.0	29		
Penalty Time	5.2			27.2			5.4			5.2						43.1				
15	18	SEPPALA Tero	FIN		4 33:48.5 +2:36.6 15															
Cumulative Time	8:02.9	+1:42.1	22	14:14.2	+1:49.5	16	21:12.3	+2:37.8	20	27:50.4	+2:33.6	15	33:48.5	+2:36.6	15					
Loop Time	6:21.9	+32.7	30	6:11.3	+7.4	5	6:58.1	+55.4	=41	6:38.1	+31.2	15	5:58.1	+13.6	13					
Shooting	1	28.4	+8.1	=31	0	27.1	+6.1	=18	2	22.5	+5.8	=20	1	19.5	+2.2	=6	4	1:37.6	+20.5	12
Range Time	46.1	+5.7	=16	44.2	+3.8	4	42.9	+6.6	23	39.1	+2.9	=5				2:52.3	+14.6	6		
Course Time	5:09.5	+11.8	=31	5:21.5	+11.7	12	5:28.3	+10.8	15	5:32.8	+12.7	14	5:58.1	+13.6	13	27:30.2	+43.5	13		
Penalty Time	26.3			5.5			46.9			26.1						1:45.0				
16	24	MANDZYN Vitalii	UKR		3 33:56.0 +2:44.1 16															
Cumulative Time	8:03.4	+1:42.6	23	14:42.6	+2:17.9	26	21:23.9	+2:49.4	23	27:52.6	+2:35.8	16	33:56.0	+2:44.1	16					
Loop Time	6:16.4	+27.2	21	6:39.2	+35.3	35	6:41.3	+38.6	23	6:28.7	+21.8	7	6:03.4	+18.9	24					
Shooting	1	26.5	+6.2	=11	1	28.9	+7.9	=35	1	25.7	+9.0	43	0	29.1	+11.8	53	3	1:50.3	+33.2	42
Range Time	45.0	+4.6	8	48.6	+8.2	34	44.3	+8.0	=34	48.2	+12.0	=50				3:06.1	+28.4	34		
Course Time	5:05.2	+7.5	16	5:23.8	+14.0	=15	5:29.5	+12.0	18	5:35.0	+14.9	18	6:03.4	+18.9	24	27:36.9	+50.2	18		
Penalty Time	26.2			26.8			27.5			5.5						1:26.1				



SUN 15 FEB 2026

Start Time 11:15

End Time 11:55

Competition Analysis

Analisi della gara / Wettkampfanalyse / Analyses de l'épreuve

Rank	Bib	Name	NOC Code		T								Result	Behind	Rank	
		Loop 1		Loop 2		Loop 3		Loop 4		Loop 5						
		Time	Rank	Time	Rank	Time	Rank	Time	Rank	Time	Rank					
17	11	HIIDENSALO Olli	FIN		4		34:00.3		+2:48.4		17					
Cumulative Time	7:29.2	+1:08.4	11	13:52.6	+1:27.9	10	21:05.1	+2:30.6	=17	27:55.6	+2:38.8	17	34:00.3	+2:48.4	17	
Loop Time	6:20.2	+31.0	27	6:23.4	+19.5	16	7:12.5	+1:09.8	49	6:50.5	+43.6	26	6:04.7	+20.2	26	
Shooting	1	26.1	+5.8	8	0	27.1	+6.1	=18	2	23.2	+6.5	27	1	21.9	+4.6	17
Range Time	45.4	+5.0	=12	48.2	+7.8	30	43.5	+7.2	=29	41.8	+5.6	18				
Course Time	5:06.9	+9.2	=25	5:28.7	+18.9	=26	5:37.4	+19.9	41	5:40.6	+20.5	29	6:04.7	+20.2	26	
Penalty Time	27.9			6.4			51.5			28.0						
18	28	KRCMAR Michal	CZE		2		34:02.7		+2:50.8		18					
Cumulative Time	8:25.3	+2:04.5	31	14:55.5	+2:30.8	29	21:22.6	+2:48.1	22	28:12.3	+2:55.5	23	34:02.7	+2:50.8	18	
Loop Time	6:28.3	+39.1	38	6:30.2	+26.3	27	6:27.1	+24.4	9	6:49.7	+42.8	23	5:50.4	+5.9	5	
Shooting	1	40.4	+20.1	60	0	35.0	+14.0	54	0	31.2	+14.5	59	1	31.4	+14.1	57
Range Time	57.6	+17.2	60	54.2	+13.8	54	48.9	+12.6	56	49.3	+13.1	=55				
Course Time	5:04.9	+7.2	15	5:28.7	+18.9	=26	5:32.7	+15.2	28	5:33.7	+13.6	16	5:50.4	+5.9	5	
Penalty Time	25.7			7.2			5.5			26.7						
19	20	HORNIG Vitezslav	CZE		3		34:07.7		+2:55.8		19					
Cumulative Time	8:08.2	+1:47.4	26	14:29.7	+2:05.0	21	20:55.9	+2:21.4	15	28:08.8	+2:52.0	20	34:07.7	+2:55.8	19	
Loop Time	6:26.2	+37.0	36	6:21.5	+17.6	13	6:26.2	+23.5	7	7:12.9	+1:06.0	46	5:58.9	+14.4	14	
Shooting	1	27.0	+6.7	=18	0	26.3	+5.3	11	0	25.6	+8.9	42	2	22.6	+5.3	=20
Range Time	47.5	+7.1	=29	44.9	+4.5	6	45.7	+9.4	=40	41.5	+5.3	17				
Course Time	5:12.8	+15.1	41	5:30.9	+21.1	29	5:34.8	+17.3	36	5:43.3	+23.2	33	5:58.9	+14.4	14	
Penalty Time	25.8			5.7			5.7			48.1						
20	27	PIDRUCHNYI Dmytro	UKR		2		34:13.2		+3:01.3		20					
Cumulative Time	8:10.1	+1:49.3	27	14:35.7	+2:11.0	22	21:05.1	+2:30.6	=17	27:58.7	+2:41.9	18	34:13.2	+3:01.3	20	
Loop Time	6:15.1	+25.9	19	6:25.6	+21.7	18	6:29.4	+26.7	14	6:53.6	+46.7	27	6:14.5	+30.0	37	
Shooting	1	28.4	+8.1	=31	0	25.4	+4.4	7	0	28.0	+11.3	54	1	25.0	+7.7	40
Range Time	46.9	+6.5	=22	45.0	+4.6	7	46.8	+10.5	=51	45.5	+9.3	38				
Course Time	5:01.5	+3.8	6	5:34.6	+24.8	38	5:37.0	+19.5	=39	5:41.0	+20.9	30	6:14.5	+30.0	37	
Penalty Time	26.6			5.9			5.6			27.1						
21	21	HARJULA Tuomas	FIN		3		34:16.5		+3:04.6		21					
Cumulative Time	7:46.5	+1:25.7	14	14:12.7	+1:48.0	14	21:36.9	+3:02.4	29	28:07.7	+2:50.9	19	34:16.5	+3:04.6	21	
Loop Time	6:03.5	+14.3	8	6:26.2	+22.3	20	7:24.2	+1:21.5	54	6:30.8	+23.9	9	6:08.8	+24.3	30	
Shooting	0	26.7	+6.4	=15	0	27.7	+6.7	24	3	22.9	+6.2	24	0	23.3	+6.0	=30
Range Time	47.1	+6.7	26	46.6	+6.2	=17	43.4	+7.1	=26	41.4	+5.2	16				
Course Time	5:11.1	+13.4	35	5:33.8	+24.0	35	5:30.3	+12.8	=23	5:43.7	+23.6	36	6:08.8	+24.3	30	
Penalty Time	5.3			5.7			1:10.4			5.6						
22	40	INVENIUS Otto	FIN		2		34:18.9		+3:07.0		22					
Cumulative Time	8:53.5	+2:32.7	40	15:19.9	+2:55.2	35	22:02.1	+3:27.6	35	28:27.9	+3:11.1	27	34:18.9	+3:07.0	22	
Loop Time	6:26.5	+37.3	37	6:26.4	+22.5	21	6:42.2	+39.5	25	6:25.8	+18.9	6	5:51.0	+6.5	6	
Shooting	1	27.8	+7.5	=24	0	24.8	+3.8	3	1	24.6	+7.9	=34	0	24.5	+7.2	=38
Range Time	46.8	+6.4	21	45.1	+4.7	8	44.2	+7.9	33	46.1	+9.9	=41				
Course Time	5:12.3	+14.6	39	5:35.6	+25.8	43	5:30.0	+12.5	22	5:33.9	+13.8	17	5:51.0	+6.5	6	
Penalty Time	27.3			5.6			27.9			5.7						
23	35	VIDMAR Anton	SLO		2		34:20.9		+3:09.0		23					
Cumulative Time	8:40.8	+2:20.0	35	15:25.2	+3:00.5	36	21:53.5	+3:19.0	32	28:26.7	+3:09.9	25	34:20.9	+3:09.0	23	
Loop Time	6:23.8	+34.6	32	6:44.4	+40.5	36	6:28.3	+25.6	12	6:33.2	+26.3	11	5:54.2	+9.7	8	
Shooting	1	25.6	+5.3	=6	1	31.7	+10.7	45	0	24.8	+8.1	=37	0	24.5	+7.2	=38
Range Time	46.7	+6.3	20	51.9	+11.5	50	45.9	+9.6	42	46.1	+9.9	=41				
Course Time	5:10.0	+12.3	33	5:25.4	+15.6	21	5:36.2	+18.7	38	5:41.1	+21.0	31	5:54.2	+9.7	8	
Penalty Time	27.1			27.0			6.1			5.9						
24	41	CLAUDE Fabien	FRA		4		34:22.4		+3:10.5		24					
Cumulative Time	8:47.7	+2:26.9	37	15:00.3	+2:35.6	30	21:34.8	+3:00.3	27	28:35.1	+3:18.3	31	34:22.4	+3:10.5	24	
Loop Time	6:17.7	+28.5	24	6:12.6	+8.7	6	6:34.5	+31.8	20	7:00.3	+53.4	37	5:47.3	+2.8	3	
Shooting	1	29.6	+9.3	38	0	28.6	+7.6	=33	1	22.0	+5.3	18	2	23.6	+6.3	33
Range Time	49.7	+9.3	38	48.3	+7.9	=31	41.2	+4.9	=10	42.1	+5.9	19				
Course Time	5:01.2	+3.5	4	5:18.0	+8.2	8	5:28.6	+11.1	16	5:31.8	+11.7	13	5:47.3	+2.8	3	
Penalty Time	26.7			6.3			24.6			46.3						



SUN 15 FEB 2026

Start Time 11:15

End Time 11:55

Competition Analysis

Analisi della gara / Wettkampfanalyse / Analyses de l'épreuve

Rank	Bib	Name	NOC Code		T											
		Loop 1		Loop 2		Loop 3		Loop 4		Loop 5		Result		Behind Rank		
		Time	Rank	Time	Rank	Time	Rank	Time	Rank	Time	Rank					
25	26	NAWRATH Philipp	GER		6		34:22.9		+3:11.0		25					
Cumulative Time	8:30.7	+2:09.9	32	15:07.3	+2:42.6	31	21:39.1	+3:04.6	30	28:36.1	+3:19.3	32	34:22.9		+3:11.0 25	
Loop Time	6:37.7	+48.5	47	6:36.6	+32.7	32	6:31.8	+29.1	18	6:57.0	+50.1	31	5:46.8		+2.3 2	
Shooting	2	30.7	+10.4 =40	1	28.5	+7.5 32	1	20.4	+3.7 6	2	24.1	+6.8 35	6		1:43.9 +26.8 =25	
Range Time	48.6	+8.2	36	46.9	+6.5	19	40.9	+4.6	8	42.6	+6.4	22			2:59.0 +21.3 17	
Course Time	5:03.0	+5.3	10	5:22.9	+13.1	14	5:23.7	+6.2	10	5:28.7	+8.6	10	5:46.8		+2.3 2	
Penalty Time	46.1			26.7			27.1			45.7					2:25.7	
26	15	STALDER Sebastian	SUI		2		34:23.2		+3:11.3		26					
Cumulative Time	8:05.5	+1:44.7	25	14:38.5	+2:13.8	23	21:28.7	+2:54.2	25	28:09.7	+2:52.9	21	34:23.2		+3:11.3 26	
Loop Time	6:31.5	+42.3	42	6:33.0	+29.1	29	6:50.2	+47.5 =33		6:41.0	+34.1	16	6:13.5		+29.0 34	
Shooting	1	27.3	+7.0 22	0	26.9	+5.9 =15	1	26.0	+9.3 =44	0	23.5	+6.2 32	2		1:43.9 +26.8 =25	
Range Time	47.2	+6.8	27	47.3	+6.9 =22		46.3	+10.0 =44		43.0	+6.8 =24				3:03.8 +26.1 29	
Course Time	5:19.3	+21.6	55	5:39.9	+30.1	49	5:36.0	+18.5	37	5:52.4	+32.3	50	6:13.5		+29.0 34	
Penalty Time	25.0			5.7			27.8			5.5					1:04.3	
27	17	HARTWEG Niklas	SUI		5		34:24.2		+3:12.3		27					
Cumulative Time	7:57.5	+1:36.7	20	14:13.4	+1:48.7	15	21:16.4	+2:41.9	21	28:27.4	+3:10.6	26	34:24.2		+3:12.3 27	
Loop Time	6:18.5	+29.3	25	6:15.9	+12.0	9	7:03.0	+1:00.3	44	7:11.0	+1:04.1	44	5:56.8		+12.3 11	
Shooting	1	29.0	+8.7 35	0	27.0	+6.0 17	2	24.3	+7.6 32	2	25.7	+8.4 43	5		1:46.1 +29.0 28	
Range Time	46.9	+6.5 =22		45.9	+5.5 10		43.2	+6.9 25		46.0	+9.8 40				3:02.0 +24.3 24	
Course Time	5:07.0	+9.3	27	5:24.5	+14.7 =19		5:30.3	+12.8 =23		5:35.9	+15.8 =21		5:56.8		+12.3 11	
Penalty Time	24.6			5.4			49.4			49.0					2:08.6	
28	16	ROMANIN Nicola	ITA		4		34:29.5		+3:17.6		28					
Cumulative Time	8:04.4	+1:43.6	24	14:41.6	+2:16.9	25	21:24.2	+2:49.7	24	28:14.4	+2:57.6	24	34:29.5		+3:17.6 28	
Loop Time	6:30.4	+41.2	40	6:37.2	+33.3	33	6:42.6	+39.9	28	6:50.2	+43.3	24	6:15.1		+30.6 39	
Shooting	1	26.6	+6.3 =13	1	28.0	+7.0 =26	1	24.9	+8.2 39	1	27.0	+9.7 50	4		1:46.6 +29.5 =30	
Range Time	45.2	+4.8	9	47.7	+7.3 =25		44.4	+8.1 36		46.3	+10.1 46				3:03.6 +25.9 28	
Course Time	5:19.7	+22.0	56	5:22.5	+12.7 13		5:32.4	+14.9 27		5:35.8	+15.7 20		6:15.1		+30.6 39	
Penalty Time	25.5			26.9			25.7			28.0					1:46.3	
29	30	RASTORGUJEVS Andrejs	LAT		3		34:40.8		+3:28.9		29					
Cumulative Time	8:01.5	+1:40.7	21	14:20.2	+1:55.5	18	20:56.2	+2:21.7	16	28:12.0	+2:55.2	22	34:40.8		+3:28.9 29	
Loop Time	5:57.5	+8.3	3	6:18.7	+14.8	10	6:36.0	+33.3	21	7:15.8	+1:08.9	48	6:28.8		+44.3 49	
Shooting	0	26.4	+6.1 10	0	30.5	+9.5 42	1	25.0	+8.3 =40	2	25.1	+7.8 41	3		1:47.2 +30.1 35	
Range Time	45.4	+5.0 =12		49.0	+8.6 37		45.7	+9.4 =40		45.2	+9.0 35				3:05.3 +27.6 33	
Course Time	5:06.7	+9.0 =21		5:23.8	+14.0 =15		5:24.6	+7.1 =11		5:43.6	+23.5 =34		6:28.8		+44.3 49	
Penalty Time	5.4			5.8			25.7			47.0					1:24.1	
30	23	STRELOW Justus	GER		4		34:47.4		+3:35.5		30					
Cumulative Time	7:43.8	+1:23.0	13	14:12.1	+1:47.4	13	20:54.2	+2:19.7	14	28:33.8	+3:17.0	29	34:47.4		+3:35.5 30	
Loop Time	5:57.8	+8.6	4	6:28.3	+24.4	26	6:42.1	+39.4	24	7:39.6	+1:32.7	56	6:13.6		+29.1 35	
Shooting	0	26.5	+6.2 =11	0	25.2	+4.2 =4	1	22.6	+5.9 22	3	27.8	+10.5 51	4		1:42.2 +25.1 22	
Range Time	45.5	+5.1 14		44.8	+4.4 5		42.6	+6.3 =19		47.2	+11.0 48				3:00.1 +22.4 21	
Course Time	5:06.8	+9.1 24		5:37.6	+27.8 46		5:32.0	+14.5 26		5:41.6	+21.5 32		6:13.6		+29.1 35	
Penalty Time	5.4			5.8			27.4			1:10.8					1:49.7	
31	34	PLANKO Lovro	SLO		4		34:52.2		+3:40.3		31					
Cumulative Time	8:21.2	+2:00.4	29	14:43.7	+2:19.0	27	21:44.6	+3:10.1	31	28:47.8	+3:31.0	33	34:52.2		+3:40.3 31	
Loop Time	6:08.2	+19.0	15	6:22.5	+18.6	14	7:00.9	+58.2	43	7:03.2	+56.3	42	6:04.4		+19.9 25	
Shooting	0	28.2	+7.9 28	0	33.1	+12.1 52	2	26.0	+9.3 =44	2	22.3	+5.0 18	4		1:49.8 +32.7 40	
Range Time	48.5	+8.1 =34		50.7	+10.3 43		44.3	+8.0 =34		40.9	+4.7 11				3:04.4 +26.7 32	
Course Time	5:13.4	+15.7 43		5:26.5	+16.7 23		5:29.8	+12.3 =20		5:35.4	+15.3 19		6:04.4		+19.9 25	
Penalty Time	6.3			5.3			46.8			46.9					1:45.4	
32	29	GUNKA Jan	POL		3		34:59.5		+3:47.6		32					
Cumulative Time	7:54.3	+1:33.5	16	14:21.1	+1:56.4	19	21:34.5	+3:00.0	26	28:33.4	+3:16.6	28	34:59.5		+3:47.6 32	
Loop Time	5:57.3	+8.1	2	6:26.8	+22.9 =22		7:13.4	+1:10.7	50	6:58.9	+52.0	33	6:26.1		+41.6 46	
Shooting	0	26.7	+6.4 =15	0	27.2	+6.2 20	2	21.2	+4.5 =7	1	21.4	+4.1 14	3		1:36.7 +19.6 9	
Range Time	45.3	+4.9 =10		47.0	+6.6 20		41.7	+5.4 13		42.3	+6.1 21				2:56.3 +18.6 11	
Course Time	5:06.7	+9.0 =21		5:34.1	+24.3 37		5:40.5	+23.0 45		5:47.8	+27.7 41		6:26.1		+41.6 46	
Penalty Time	5.2			5.6			51.2			28.8					1:31.0	



SUN 15 FEB 2026

Start Time 11:15

End Time 11:55

Competition Analysis

Analisi della gara / Wettkampfanalyse / Analyses de l'épreuve

Rank	Bib	Name	NOC Code		T											
		Loop 1		Loop 2		Loop 3		Loop 4		Loop 5		Result	Behind	Rank		
		Time	Rank	Time	Rank	Time	Rank	Time	Rank	Time	Rank					
33	14	BURKHALTER Joscha	SUI		4		35:01.4		+3:49.5		33					
Cumulative Time	7:56.9	+1:36.1	18	14:44.4	+2:19.7	28	21:36.2	+3:01.7	28	28:34.9	+3:18.1	30	35:01.4	+3:49.5	33	
Loop Time	6:34.9	+45.7	44	6:47.5	+43.6	40	6:51.8	+49.1	38	6:58.7	+51.8	32	6:26.5	+42.0	47	
Shooting	1	26.9	+6.6	17	1	29.5	+8.5	=37	1	24.7	+8.0	36	1	20.4	+3.1	10
Range Time	45.3	+4.9	=10	47.8	+7.4	28	42.6	+6.3	=19	42.2	+6.0	20	2:57.9	+20.2	=12	
Course Time	5:22.4	+24.7	59	5:32.6	+22.8	33	5:42.3	+24.8	49	5:47.9	+27.8	42	6:26.5	+42.0	47	
Penalty Time	27.2			27.1			26.8			28.5			28:51.7	+2:05.0	48	
													1:49.7			
34	19	ZOBEL David	GER		5		35:21.8		+4:09.9		34					
Cumulative Time	8:24.9	+2:04.1	30	15:11.9	+2:47.2	34	21:56.3	+3:21.8	34	28:51.5	+3:34.7	34	35:21.8	+4:09.9	34	
Loop Time	6:42.9	+53.7	49	6:47.0	+43.1	39	6:44.4	+41.7	32	6:55.2	+48.3	=28	6:30.3	+45.8	50	
Shooting	2	28.3	+8.0	=29	1	27.3	+6.3	=21	1	24.6	+7.9	=34	1	26.3	+9.0	45
Range Time	46.1	+5.7	=16	46.4	+6.0	15	46.0	+9.7	43	47.8	+11.6	49	3:06.3	+28.6	35	
Course Time	5:09.5	+11.8	=31	5:30.3	+20.5	28	5:29.8	+12.3	=20	5:38.5	+18.4	25	6:30.3	+45.8	50	
Penalty Time	47.3			30.2			28.6			28.9			2:15.2			
35	45	KARLIK Mikulas	CZE		5		35:30.5		+4:18.6		35					
Cumulative Time	8:56.5	+2:35.7	41	15:45.0	+3:20.3	41	22:28.6	+3:54.1	39	29:40.6	+4:23.8	41	35:30.5	+4:18.6	35	
Loop Time	6:19.5	+30.3	26	6:48.5	+44.6	42	6:43.6	+40.9	31	7:12.0	+1:05.1	45	5:49.9	+5.4	4	
Shooting	1	29.3	+9.0	36	1	27.3	+6.3	=21	1	21.9	+5.2	=16	2	21.1	+3.8	=12
Range Time	48.2	+7.8	32	47.3	+6.9	=22	41.1	+4.8	9	41.3	+5.1	15	2:57.9	+20.2	=12	
Course Time	5:04.0	+6.3	=12	5:32.1	+22.3	32	5:33.5	+16.0	30	5:37.9	+17.8	24	5:49.9	+5.4	4	
Penalty Time	27.3			29.1			28.9			52.7			2:18.2			
36	46	EDER Simon	AUT		3		35:34.0		+4:22.1		36					
Cumulative Time	8:41.9	+2:21.1	36	15:09.5	+2:44.8	32	22:16.8	+3:42.3	36	29:19.4	+4:02.6	36	35:34.0	+4:22.1	36	
Loop Time	6:03.9	+14.7	=9	6:27.6	+23.7	25	7:07.3	+1:04.6	46	7:02.6	+55.7	39	6:14.6	+30.1	38	
Shooting	0	23.3	+3.0	4	0	25.3	+4.3	6	2	22.4	+5.7	19	1	22.5	+5.2	19
Range Time	43.2	+2.8	4	45.7	+5.3	9	42.3	+6.0	16	43.9	+7.7	31	2:55.1	+17.4	8	
Course Time	5:15.1	+17.4	47	5:35.1	+25.3	=39	5:33.4	+15.9	29	5:50.1	+30.0	48	6:14.6	+30.1	38	
Penalty Time	5.5			6.7			51.5			28.5			1:32.5			
37	39	MUELLAUER Fabian	AUT		5		35:36.7		+4:24.8		37					
Cumulative Time	8:48.5	+2:27.7	38	15:11.1	+2:46.4	33	21:53.6	+3:19.1	33	29:34.0	+4:17.2	39	35:36.7	+4:24.8	37	
Loop Time	6:24.5	+35.3	33	6:22.6	+18.7	15	6:42.5	+39.8	=26	7:40.4	+1:33.5	57	6:02.7	+18.2	=21	
Shooting	1	29.9	+9.6	39	0	31.9	+10.9	46	1	22.5	+5.8	=20	3	26.0	+8.7	44
Range Time	51.9	+11.5	48	51.5	+11.1	48	43.0	+6.7	24	46.1	+9.9	=41	3:12.5	+34.8	45	
Course Time	5:06.2	+8.5	19	5:24.5	+14.7	=19	5:30.4	+12.9	25	5:40.4	+20.3	28	6:02.7	+18.2	=21	
Penalty Time	26.4			6.5			29.1			1:13.8			2:15.9			
38	54	SHAMAEV Dmitrii	ROU		1		35:37.4		+4:25.5		38					
Cumulative Time	9:26.1	+3:05.3	50	16:01.8	+3:37.1	44	22:30.4	+3:55.9	41	29:20.7	+4:03.9	37	35:37.4	+4:25.5	38	
Loop Time	6:36.1	+46.9	45	6:35.7	+31.8	=30	6:28.6	+25.9	13	6:50.3	+43.4	25	6:16.7	+32.2	40	
Shooting	1	32.6	+12.3	47	0	28.0	+7.0	=26	0	23.1	+6.4	26	0	26.8	+9.5	47
Range Time	50.3	+9.9	41	48.7	+8.3	35	43.5	+7.2	=29	47.0	+10.8	47	3:09.5	+31.8	41	
Course Time	5:18.1	+20.4	53	5:41.0	+31.2	51	5:39.3	+21.8	44	5:57.6	+37.5	55	6:16.7	+32.2	40	
Penalty Time	27.7			5.9			5.8			5.7			45.2			
39	49	STROLIA Vytautas	LTU		3		35:38.4		+4:26.5		39					
Cumulative Time	9:08.6	+2:47.8	47	15:59.8	+3:35.1	43	22:27.0	+3:52.5	38	29:26.4	+4:09.6	38	35:38.4	+4:26.5	39	
Loop Time	6:24.6	+35.4	34	6:51.2	+47.3	44	6:27.2	+24.5	10	6:59.4	+52.5	36	6:12.0	+27.5	33	
Shooting	1	31.5	+11.2	=43	1	29.5	+8.5	=37	0	24.0	+7.3	30	1	21.8	+4.5	16
Range Time	50.4	+10.0	42	50.0	+9.6	41	43.4	+7.1	=26	43.0	+6.8	=24	3:06.8	+29.1	=36	
Course Time	5:06.9	+9.2	=25	5:33.7	+23.9	34	5:37.7	+20.2	42	5:47.1	+27.0	39	6:12.0	+27.5	33	
Penalty Time	27.2			27.4			6.1			29.2			1:30.1			
40	37	GALICA Grzegorz	POL		5		35:40.8		+4:28.9		40					
Cumulative Time	9:05.2	+2:44.4	44	15:32.4	+3:07.7	38	22:23.6	+3:49.1	37	29:41.1	+4:24.3	42	35:40.8	+4:28.9	40	
Loop Time	6:47.2	+58.0	52	6:27.2	+23.3	24	6:51.2	+48.5	36	7:17.5	+1:10.6	50	5:59.7	+15.2	15	
Shooting	2	26.2	+5.9	9	0	26.9	+5.9	=15	1	24.2	+7.5	31	2	22.8	+5.5	24
Range Time	47.3	+6.9	28	46.3	+5.9	14	45.6	+9.3	39	44.2	+8.0	32	3:03.4	+25.7	27	
Course Time	5:11.2	+13.5	36	5:35.1	+25.3	=39	5:37.0	+19.5	=39	5:43.6	+23.5	=34	5:59.7	+15.2	15	
Penalty Time	48.6			5.7			28.5			49.7			2:12.7			



SUN 15 FEB 2026

Start Time 11:15

End Time 11:55

Competition Analysis

Analisi della gara / Wettkampfanalyse / Analyses de l'épreuve

Rank	Bib	Name	NOC Code		T		Loop 1		Loop 2		Loop 3		Loop 4		Loop 5		Result	Behind	Rank	
								Time	Rank	Time	Rank	Time	Rank	Time	Rank	Time	Rank			
41	48	CONNELLY Zachary		CAN				5	35:51.3	+4:39.4		41								
Cumulative Time		9:42.5	+3:21.7	54	16:06.6	+3:41.9	46	22:49.3	+4:14.8	44	29:48.6	+4:31.8	44	6:02.7	+18.2	=21	35:51.3	+4:39.4	41	
Loop Time		7:02.5	+1:13.3	56	6:24.1	+20.2	17	6:42.7	+40.0	29	6:59.3	+52.4	=34							
Shooting		3	28.9	+8.6 =33	0	32.2	+11.2	48	1	21.9	+5.2 =16	1	26.9	+9.6 =48		5	1:50.0	+32.9	41	
Range Time			48.5	+8.1 =34		52.2	+11.8	51		43.4	+7.1 =26		48.7	+12.5	52		3:12.8	+35.1	46	
Course Time			5:00.3	+2.6	3	5:26.1	+16.3	22		5:28.8	+11.3	17	5:40.1	+20.0	27		27:38.0	+51.3	20	
Penalty Time			1:13.7			5.8				30.5			30.5				2:20.6			
42	51	KIREYEV Vladislav		KAZ				4	35:52.0	+4:40.1		42								
Cumulative Time		9:02.2	+2:41.4	42	16:21.1	+3:56.4	50	23:11.3	+4:36.8	46	29:46.2	+4:29.4	43	6:05.8	+21.3	27	35:52.0	+4:40.1	42	
Loop Time		6:13.2	+24.0	17	7:18.9	+1:15.0	54	6:50.2	+47.5 =33		6:34.9	+28.0	13							
Shooting		1	26.6	+6.3 =13	2	28.4	+7.4	31	1	21.4	+4.7	12	0	17.9	+0.6	3	4	1:34.4	+17.3	6
Range Time			44.3	+3.9	6	48.3	+7.9 =31			40.4	+4.1 =6		38.0	+1.8	3		2:51.0	+13.3	4	
Course Time			5:01.4	+3.7	5	5:38.6	+28.8	47		5:41.1	+23.6	48	5:50.6	+30.5	49		28:17.5	+1:30.8	37	
Penalty Time			27.4			52.0				28.6			6.3				1:54.4			
43	57	BADACZ Konrad		POL				1	35:52.6	+4:40.7		43								
Cumulative Time		9:03.9	+2:43.1	43	15:35.1	+3:10.4	40	22:29.0	+3:54.5	40	29:14.8	+3:58.0	35	6:37.8	+53.3	51	35:52.6	+4:40.7	43	
Loop Time		6:03.9	+14.7	=9	6:31.2	+27.3	28	6:53.9	+51.2	39	6:45.8	+38.9	20							
Shooting		0	25.6	+5.3 =6	0	27.8	+6.8	25	1	23.0	+6.3	25	0	20.8	+3.5	11	1	1:37.4	+20.3	=10
Range Time			43.9	+3.5	5	48.1	+7.7	29		42.6	+6.3 =19		41.2	+5.0 =13			2:55.8	+18.1	9	
Course Time			5:14.5	+16.8	45	5:37.5	+27.7	45		5:42.7	+25.2	51	5:58.5	+38.4	56		29:11.0	+2:24.3	51	
Penalty Time			5.5			5.6				28.6			6.1				46.0			
44	53	SIIMER Kristo		EST				3	36:02.0	+4:50.1		44								
Cumulative Time		9:06.5	+2:45.7	45	16:04.8	+3:40.1	45	23:16.0	+4:41.5	48	29:58.8	+4:42.0	45	6:03.2	+18.7	23	36:02.0	+4:50.1	44	
Loop Time		6:16.5	+27.3	22	6:58.3	+54.4	50	7:11.2	+1:08.5	48	6:42.8	+35.9	17							
Shooting		0	36.5	+16.2 =56	1	35.5	+14.5 =55	2	27.1	+10.4	48	0	29.0	+11.7	52	3	2:08.2	+51.1	55	
Range Time			53.5	+13.1	52	55.2	+14.8 =55			47.1	+10.8	53	48.8	+12.6	53		3:24.6	+46.9	55	
Course Time			5:17.5	+19.8 =51		5:35.4	+25.6	42		5:33.6	+16.1	31	5:48.6	+28.5	44		28:18.3	+1:31.6	38	
Penalty Time			5.4			27.7				50.4			5.4				1:29.0			
45	33	MIKYSKA Tomas		CZE				4	36:25.6	+5:13.7		45								
Cumulative Time		8:16.9	+1:56.1	28	15:51.4	+3:26.7	42	22:31.5	+3:57.0	42	29:34.3	+4:17.5	40	6:51.3	+1:06.8	55	36:25.6	+5:13.7	45	
Loop Time		6:04.9	+15.7	12	7:34.5	+1:30.6	58	6:40.1	+37.4	22	7:02.8	+55.9	40							
Shooting		0	25.4	+5.1	5	27.3	+6.3 =21	0	21.5	+4.8 =13	1	23.0	+5.7 =26				4	1:37.4	+20.3	=10
Range Time			44.4	+4.0	7	48.9	+8.5	36		43.6	+7.3	31	46.2	+10.0 =44			3:03.1	+25.4	26	
Course Time			5:13.1	+15.4	42	5:31.7	+21.9	30		5:50.3	+32.8 =55		5:45.5	+25.4	38		29:11.9	+2:25.2	52	
Penalty Time			7.4			1:13.8				6.1			31.1				1:58.6			
46	36	DOVZAN Miha		SLO				6	36:29.0	+5:17.1		46								
Cumulative Time		8:39.1	+2:18.3	33	15:29.2	+3:04.5	37	22:40.0	+4:05.5	43	30:08.7	+4:51.9	46	6:20.3	+35.8	44	36:29.0	+5:17.1	46	
Loop Time		6:22.1	+32.9	31	6:50.1	+46.2	43	7:10.8	+1:08.1	47	7:28.7	+1:21.8	54							
Shooting		1	20.3	0.0	1	22.5	+1.5	2	2	16.7	0.0	1	2	17.4	+0.1	2	6	1:17.1	0.0	1
Range Time			42.0	+1.6	2	42.5	+2.1	2		36.3	0.0	1	36.9	+0.7	2		2:37.7	0.0	1	
Course Time			5:11.8	+14.1	37	5:38.7	+28.9	48		5:43.3	+25.8	53	6:00.3	+40.2	57		28:54.4	+2:07.7	50	
Penalty Time			28.3			28.8				51.1			51.5				2:39.9			
47	32	LOZBERS Rihards		LAT				7	36:29.2	+5:17.3		47								
Cumulative Time		9:28.4	+3:07.6	51	16:16.0	+3:51.3	47	23:07.7	+4:33.2	45	30:22.0	+5:05.2	47	6:07.2	+22.7	29	36:29.2	+5:17.3	47	
Loop Time		7:16.4	+1:27.2	58	6:47.6	+43.7	41	6:51.7	+49.0	37	7:14.3	+1:07.4	47							
Shooting		3	33.8	+13.5 =50	1	37.0	+16.0	60	1	30.6	+13.9	58	2	29.4	+12.1	54	7	2:11.0	+53.9	56
Range Time			53.0	+12.6 =49		55.3	+14.9	58		50.5	+14.2	57	49.1	+12.9	54		3:27.9	+50.2	56	
Course Time			5:13.9	+16.2	44	5:26.6	+16.8	24		5:34.1	+16.6 =32		5:35.9	+15.8 =21			27:57.7	+1:11.0	25	
Penalty Time			1:09.4			25.7				27.1			49.3				2:51.7			
48	47	SCHOMMER Paul		USA				4	36:41.4	+5:29.5		48								
Cumulative Time		9:07.9	+2:47.1	46	16:37.0	+4:12.3	54	23:19.5	+4:45.0	50	30:22.5	+5:05.7	48	6:18.9	+34.4	41	36:41.4	+5:29.5	48	
Loop Time		6:29.9	+40.7	39	7:29.1	+1:25.2	56	6:42.5	+39.8 =26		7:03.0	+56.1	41							
Shooting		1	35.1	+14.8	54	2	35.5	+14.5 =55	0	26.3	+9.6	46	1	24.2	+6.9 =36		4	2:01.3	+44.2	51
Range Time			56.0	+15.6	57	55.2	+14.8 =55			43.8	+7.5	32	45.4	+9.2	37		3:20.4	+42.7	53	
Course Time			5:06.7	+9.0 =21		5:42.9	+33.1 =54			5:52.9	+35.4	57	5:50.0	+29.9	47		28:51.4	+2:04.7	47	
Penalty Time			27.1			50.9				5.7			27.6				1:51.5			



SUN 15 FEB 2026

Start Time 11:15

End Time 11:55

Competition Analysis

Analisi della gara / Wettkampfanalyse / Analyses de l'épreuve

Table with columns: Rank, Bib, Name, NOC Code, T, Loop 1-5 (Time, Rank), Result, Behind, Rank. Rows include athletes like RUNNALLS Adam (CAN), CLAUDE Florent (BEL), ZAHKNA Rene (EST), STEFANSSON Malte (SWE), PLETZ Logan (CAN), SLETTEMARK Sondre (DEN), JAKOB Patrick (AUT), and BORGULA Jakob (SVK).



SUN 15 FEB 2026

Start Time 11:15

End Time 11:55

Competition Analysis

Analisi della gara / Wettkampfanalyse / Analyses de l'épreuve

Rank	Bib	Name	NOC Code		T													
Loop 1		Loop 2		Loop 3		Loop 4		Loop 5		Result	Behind	Rank						
Time	Rank	Time	Rank	Time	Rank	Time	Rank	Time	Rank									
57	56	VASILEV Konstantin	BUL								7	40:00.7	+8:48.8	57				
Cumulative Time	9:36.2	+3:15.4	53	17:20.7	+4:56.0	57	24:18.8	+5:44.3	56	31:57.1	+6:40.3	57	40:00.7	+8:48.8	57			
Loop Time	6:37.2	+48.0	46	7:44.5	+1:40.6	59	6:58.1	+55.4	=41	7:38.3	+1:31.4	55	8:03.6	+2:19.1	57			
Shooting	1	31.5	+11.2 =43	3	35.8	+14.8	57	1	24.5	+7.8	33	2	23.3	+6.0 =30	7	1:55.3	+38.2	48
Range Time	51.4	+11.0	47	55.5	+15.1	59	45.2	+8.9	37	46.2	+10.0 =44					3:18.3	+40.6	50
Course Time	5:16.9	+19.2	49	5:33.9	+24.1	36	5:43.0	+25.5	52	5:48.9	+28.8	46	8:03.6	+2:19.1	57	30:26.3	+3:39.6	57
Penalty Time	28.9			1:15.0			29.9			1:03.2						3:17.2		

Lapped												
42		TODEV Blagoy		BUL								
Cumulative Time	10:05.8	+3:45.0	58	17:39.1	+5:14.4	59						
Loop Time	7:34.8	+1:45.6	59	7:33.3	+1:29.4	57						
Shooting	3	35.8	+15.5	55	2	25.2	+4.2	=4	0	20.1	+3.4	5
Range Time	56.9	+16.5	59	46.6	+6.2	=17						
Course Time	5:21.4	+23.7	=57	5:52.0	+42.2	60	6:05.4	+47.9	60			
Penalty Time	1:16.5			54.7								

52		MISE Edgars		LAT								
Cumulative Time	10:38.5	+4:17.7	60	17:46.7	+5:22.0	60						
Loop Time	7:48.5	+1:59.3	60	7:08.2	+1:04.3	53						
Shooting	4	39.2	+18.9	59	1	33.0	+12.0	=50	2	23.8	+7.1	29
Range Time	55.6	+15.2	56	52.4	+12.0	52						
Course Time	5:16.6	+18.9	48	5:47.1	+37.3	58	5:50.3	+32.8	=55			
Penalty Time	1:36.3			28.7								

59		LEGOVIC Matija		CRO								
Cumulative Time	10:06.9	+3:46.1	59	17:32.0	+5:07.3	58	25:17.9	+6:43.4	58			
Loop Time	7:00.9	+1:11.7	55	7:25.1	+1:21.2	55	7:45.9	+1:43.2	57			
Shooting	2	38.1	+17.8	58	2	32.3	+11.3	49	3	26.7	+10.0	47
Range Time	56.7	+16.3	58	51.2	+10.8	45	46.7	+10.4	=48			
Course Time	5:14.6	+16.9	46	5:42.9	+33.1	=54	5:46.0	+28.5	54			
Penalty Time	49.6			50.9			1:13.1					

Legend:
= Equal sign indicates that two or more competitors share the same rank T Total penalties



Final Results - Competition Data Summary

Risultati definitivi - Riepilogo dati relativi alla gara / Endgültige Ergebnisse - Zusammenfassung der Wettkampfdaten
Résultats définitifs - synthèse des données de compétition

Participation

Number of Entries:	60
Did Not Start:	1
Did Not Finish:	1
Disqualified:	0
Disqualified for unsportsmanlike behaviour:	0
Ranked:	58

Weather Conditions	30 min before Start	At Start Time	30 min after Start	At End Time
Weather	Sunny	Sunny	Sunny	Sunny
Snow Condition	Hard packed	Hard packed	Hard packed	Hard packed
Snow Temperature	-0.7°C	-0.5°C	-0.7°C	-1.0°C
Air Temperature	0.1°C	0.2°C	-0.2°C	-0.4°C
Humidity	28%	29%	26%	28%
Wind Direction/Speed	N / 1.1 m/s	NE / 1.1 m/s	NE / 1.2 m/s	NE / 1.3 m/s

Jury Information

Technical Delegate - Chairman	VASSALLO Christophe (IBU)
Assistant Technical Delegate	OEBERG Ulrika (IBU)
Competition Chief	KIRCHER Georg (ITA)
Member	BITTERLING Felix (GER)
Member	TORNEUS-KULSTAD Erik (FIN)

Course Information

1995m+2080m+2080m+2080m+2347m red

Total Course Length	10582m
Height Difference	27m
Maximum Climb	14m
Total Climb	324m

Jury Decisions

No Decisions

Technical Delegate

VASSALLO Christophe (IBU)

Legend:

N North NE North-East



Results

Risultati / Ergebnisse / Résultats

Rank	Bib	Name	NOC Code	Start Behind	P	P	S	S	T	Result / Behind
1	5	VITTOZZI Lisa	ITA	0:41	0	0	0	0	0	30:11.8
2	1	KIRKEEIDE Maren	NOR	0:00	0	1	0	2	3	+28.8
3	6	MINKKINEN Suvii	FIN	0:50	0	0	0	0	0	+34.3
4	3	JEANMONNOT Lou	FRA	0:24	0	1	1	1	3	+49.4
5	2	MICHELON Oceane	FRA	0:04	2	0	1	1	4	+57.1
6	7	PREUSS Franziska	GER	1:00	0	0	0	2	2	+1:08.0
7	11	HRISTOVA Lora	BUL	1:13	0	0	0	0	0	+1:12.2
8	18	OEBERG Hanna	SWE	1:27	1	0	0	1	2	+1:19.7
9	44	WIERER Dorothea	ITA	2:13	0	1	0	0	1	+1:30.3
10	22	GESTBLOM Linn	SWE	1:33	0	0	2	0	2	+1:35.4
11	16	VOLFA Estere	LAT	1:27	0	0	1	0	1	+1:38.1
12	8	ZUK Kamila	POL	1:09	1	1	1	0	3	+1:41.8
13	41	SIDOROWICZ Natalia	POL	2:10	0	0	0	0	0	+1:45.0
14	4	TODOROVA Milena	BUL	0:40	0	0	1	2	3	+1:45.2
15	14	KNOTTEN Karoline Offigstad	NOR	1:19	0	1	0	1	2	+2:04.4
16	28	JAKIELA Joanna	POL	1:40	2	0	0	1	3	+2:16.7
17	35	MAGNUSSON Anna	SWE	1:57	2	0	1	0	3	+2:17.6
18	19	VOBORNIKOVA Tereza	CZE	1:29	0	0	0	2	2	+2:18.7
19	12	VOIGT Vanessa	GER	1:14	1	1	0	1	3	+2:19.7
20	17	BUENEMANN de BESCHE Anne	DEN	1:27	0	2	0	0	2	+2:20.1
21	9	ANDEXER Anna	AUT	1:09	1	1	0	1	3	+2:24.8
22	37	KUELM Susan	EST	2:03	1	0	1	0	2	+2:37.9
23	27	OEBERG Elvira	SWE	1:38	1	2	0	2	5	+2:38.1
24	13	MEIER Lea	SUI	1:17	1	2	0	2	5	+2:41.6
25	40	BATOVSKA FIALKOVA Paulina	SVK	2:10	0	1	1	1	3	+2:42.3
26	43	AUCHENTALLER Hannah	ITA	2:12	0	0	1	1	2	+2:44.4
27	29	BASERGA Amy	SUI	1:46	0	0	1	2	3	+2:56.7
28	25	KLEMENCIC Polona	SLO	1:37	1	1	1	2	5	+2:56.9
29	30	HAUSER Lisa Theresa	AUT	1:50	0	0	1	3	4	+2:57.1
30	32	GANDLER Anna	AUT	1:54	1	0	1	1	3	+2:58.7
31	31	CHU Yuanmeng	CHN	1:52	0	1	0	0	1	+3:09.6
32	21	REPINC Lena	SLO	1:33	2	1	0	1	4	+3:11.8
33	33	JOHANSEN Marthe Krakstad	NOR	1:55	1	0	1	1	3	+3:14.8
34	20	TANNHEIMER Julia	GER	1:32	0	2	2	1	5	+3:23.6
35	47	IRWIN Deedra	USA	2:19	1	1	2	0	4	+3:39.7
36	23	CARRARA Michela	ITA	1:34	1	2	3	1	7	+3:45.3
37	26	CLOETENS Maya	BEL	1:37	2	0	3	0	5	+3:48.8
38	51	REMENOVA Maria	SVK	2:21	0	1	0	1	2	+3:49.7
39	48	MENG Fanqi	CHN	2:19	0	0	0	1	1	+3:49.8
40	45	MAKA Anna	POL	2:14	0	0	2	1	3	+3:51.5
41	52	GROTIAN Selina	GER	2:23	0	1	1	2	4	+3:54.6
42	15	BENDIKA Baiba	LAT	1:23	2	2	1	2	7	+4:05.4
43	24	DZHIMA Yuliia	UKR	1:35	0	1	1	1	3	+4:09.6
44	55	GASPARIN Aita	SUI	2:24	0	2	0	1	3	+4:13.5
45	54	DMYTRENKO Khrystyna	UKR	2:24	1	0	0	2	3	+4:22.1
46	10	TANDREVOLD Ingrid Landmark	NOR	1:12	3	0	3	3	9	+4:23.1
47	39	LIE Lotte	BEL	2:08	2	0	0	1	3	+4:23.2
48	42	MERKUSHYNA Oleksandra	UKR	2:11	0	2	2	1	5	+4:33.6
49	36	KUZMINA Anastasiya	SVK	2:00	1	1	2	1	5	+4:33.8
50	46	CHARVATOVA Lucie	CZE	2:15	1	2	2	2	7	+4:39.3
51	50	VINKLARKOVA Tereza	CZE	2:20	1	2	2	0	5	+4:41.8
52	53	KAPUSTOVA Ema	SVK	2:23	1	1	2	0	4	+4:55.5
53	38	BULINA Sanita	LAT	2:07	0	1	0	3	4	+4:56.3
54	60	HAECKI-GROSS Lena	SUI	2:40	1	1	2	2	6	+5:06.7
55	58	AVVAKUMOVA Ekaterina	KOR	2:38	1	0	1	0	2	+5:21.2
56	59	TOLMACHEVA Anastasia	ROU	2:38	2	0	1	0	3	+6:01.6
57	49	TRAUBAITE Judita	LTU	2:19	1	2	1	1	5	+6:19.5
58	56	PEIFFER Benita	CAN	2:28	1	2	2	1	6	+6:31.2



Competition Analysis

Analisi della gara / Wettkampfanalyse / Analyses de l'épreuve

Rank	Bib	Name	NOC Code		T		Result		Behind		Rank					
		Loop 1		Loop 2		Loop 3		Loop 4		Loop 5						
		Time	Rank	Time	Rank	Time	Rank	Time	Rank	Time	Rank					
1	5	VITTOZZI Lisa	ITA		0		30:11.8	0.0		1						
Cumulative Time	6:26.5	+29.8	3	12:20.4	0.0	1	18:20.2	+6.2	2	24:20.2	0.0	1	30:11.8	0.0	1	
Loop Time	5:45.5	+8.1	6	5:53.9	0.0	=1	5:59.8	+10.3	8	6:00.0	+5.9	4	5:51.6	+19.7	=28	
Shooting	0	21.9	+0.5	2	0	21.5	0.0	1	0	24.5	+5.7	=17	0	24.1	+5.0	15
Range Time	42.0	0.0	1	41.7	0.0	1	45.7	+5.7	=17	45.6	+5.1	20				
Course Time	4:56.9	+12.5	39	5:05.1	+8.7	13	5:07.0	+9.6	18	5:07.4	+7.2	8	5:51.6	+19.7	=28	
Penalty Time	6.5			7.1			7.0			6.9					27.7	
2	1	KIRKEEIDE Maren	NOR		3		30:40.6	+28.8		2						
Cumulative Time	5:56.7	0.0	1	12:24.5	+4.1	2	18:14.0	0.0	1	25:05.8	+45.6	3	30:40.6	+28.8	2	
Loop Time	5:56.7	+19.3	19	6:27.8	+33.9	32	5:49.5	0.0	1	6:51.8	+57.7	=42	5:34.8	+2.9	4	
Shooting	0	29.8	+8.4	31	1	34.9	+13.4	53	0	23.2	+4.4	14	2	34.8	+15.7	=54
Range Time	51.5	+9.5	32	56.3	+14.6	53	44.5	+4.5	14	56.7	+16.2	56				
Course Time	4:57.6	+13.2	=42	5:00.3	+3.9	=5	4:57.4	0.0	1	5:00.2	0.0	1	5:34.8	+2.9	4	
Penalty Time	7.5			31.2			7.5			54.9					1:41.2	
3	6	MINKKINEN Suvi	FIN		0		30:46.1	+34.3		3						
Cumulative Time	6:42.3	+45.6	5	12:46.5	+26.1	6	18:49.9	+35.9	4	25:01.2	+41.0	2	30:46.1	+34.3	3	
Loop Time	5:52.3	+14.9	17	6:04.2	+10.3	10	6:03.4	+13.9	10	6:11.3	+17.2	10	5:44.9	+13.0	14	
Shooting	0	28.3	+6.9	=23	0	28.5	+7.0	22	0	22.8	+4.0	9	0	23.7	+4.6	13
Range Time	48.6	+6.6	=16	48.4	+6.7	12	44.0	+4.0	11	44.8	+4.3	=13				
Course Time	4:57.1	+12.7	40	5:09.1	+12.7	26	5:12.6	+15.2	31	5:19.6	+19.4	36	5:44.9	+13.0	14	
Penalty Time	6.6			6.7			6.8			6.8					27.1	
4	3	JEANMONNOT Lou	FRA		3		31:01.2	+49.4		4						
Cumulative Time	6:06.2	+9.5	2	12:27.6	+7.2	3	18:49.4	+35.4	3	25:12.4	+52.2	4	31:01.2	+49.4	4	
Loop Time	5:42.2	+4.8	3	6:21.4	+27.5	28	6:21.8	+32.3	29	6:23.0	+28.9	16	5:48.8	+16.9	=21	
Shooting	0	27.6	+6.2	=17	1	31.9	+10.4	=43	1	29.9	+11.1	48	1	24.9	+5.8	=23
Range Time	48.6	+6.6	=16	53.5	+11.8	=42	50.1	+10.1	46	46.4	+5.9	24				
Course Time	4:46.9	+2.5	7	4:58.3	+1.9	2	5:01.9	+4.5	6	5:06.6	+6.4	6	5:48.8	+16.9	=21	
Penalty Time	6.7			29.6			29.7			29.9					1:36.0	
5	2	MICHELON Oceane	FRA		4		31:08.9	+57.1		5						
Cumulative Time	6:44.6	+47.9	6	12:40.5	+20.1	4	18:58.5	+44.5	6	25:24.5	+1:04.3	5	31:08.9	+57.1	5	
Loop Time	6:40.6	+1:03.2	54	5:55.9	+2.0	3	6:18.0	+28.5	21	6:26.0	+31.9	18	5:44.4	+12.5	13	
Shooting	2	32.9	+11.5	46	0	27.7	+6.2	=14	1	26.2	+7.4	28	1	24.5	+5.4	=20
Range Time	54.5	+12.5	46	46.7	+5.0	5	46.2	+6.2	20	44.8	+4.3	=13				
Course Time	4:54.2	+9.8	28	5:02.5	+6.1	8	5:01.7	+4.3	5	5:11.7	+11.5	16	5:44.4	+12.5	13	
Penalty Time	51.8			6.7			30.1			29.4					1:58.1	
6	7	PREUSS Franziska	GER		2		31:19.8	+1:08.0		6						
Cumulative Time	6:51.1	+54.4	7	12:53.0	+32.6	7	18:51.7	+37.7	5	25:39.6	+1:19.4	7	31:19.8	+1:08.0	6	
Loop Time	5:51.1	+13.7	=14	6:01.9	+8.0	6	5:58.7	+9.2	7	6:47.9	+53.8	36	5:40.2	+8.3	10	
Shooting	0	27.6	+6.2	=17	0	27.6	+6.1	=12	0	21.8	+3.0	6	2	24.0	+4.9	14
Range Time	48.7	+6.7	19	47.4	+5.7	=7	42.6	+2.6	7	43.8	+3.3	=8				
Course Time	4:55.8	+11.4	36	5:07.8	+11.4	20	5:09.4	+12.0	=24	5:12.7	+12.5	=19	5:40.2	+8.3	10	
Penalty Time	6.6			6.6			6.6			51.4					1:11.4	
7	11	HRISTOVA Lora	BUL		0		31:24.0	+1:12.2		7						
Cumulative Time	7:04.1	+1:07.4	8	13:14.0	+53.6	8	19:22.2	+1:08.2	8	25:31.3	+1:11.1	6	31:24.0	+1:12.2	7	
Loop Time	5:51.1	+13.7	=14	6:09.9	+16.0	18	6:08.2	+18.7	15	6:09.1	+15.0	8	5:52.7	+20.8	32	
Shooting	0	30.8	+9.4	=39	0	28.8	+7.3	24	0	24.7	+5.9	19	0	24.5	+5.4	=20
Range Time	52.5	+10.5	37	50.2	+8.5	19	46.8	+6.8	23	46.0	+5.5	21				
Course Time	4:52.4	+8.0	22	5:13.3	+16.9	44	5:14.8	+17.4	38	5:16.7	+16.5	32	5:52.7	+20.8	32	
Penalty Time	6.1			6.4			6.6			6.4					25.7	
8	18	OEBERG Hanna	SWE		2		31:31.5	+1:19.7		8						
Cumulative Time	7:32.2	+1:35.5	19	13:26.1	+1:05.7	10	19:23.0	+1:09.0	9	25:44.5	+1:24.3	8	31:31.5	+1:19.7	8	
Loop Time	6:05.2	+27.8	27	5:53.9	0.0	=1	5:56.9	+7.4	5	6:21.5	+27.4	15	5:47.0	+15.1	18	
Shooting	1	28.8	+7.4	27	0	24.1	+2.6	4	0	19.7	+0.9	2	1	19.1	0.0	1
Range Time	49.1	+7.1	21	45.0	+3.3	3	41.6	+1.6	5	40.5	0.0	1				
Course Time	4:47.0	+2.6	8	5:02.7	+6.3	9	5:09.0	+11.6	23	5:11.0	+10.8	15	5:47.0	+15.1	18	
Penalty Time	29.1			6.1			6.3			30.0					1:11.5	



Competition Analysis

Analisi della gara / Wettkampfanalyse / Analyses de l'épreuve

Rank	Bib	Name	NOC Code		T		Result		Behind		Rank	
		Loop 1		Loop 2		Loop 3		Loop 4		Loop 5		
		Time	Rank	Time	Rank	Time	Rank	Time	Rank	Time	Rank	
9	44	WIERER Dorothea	ITA		1		31:42.1	+1:30.3		9		
Cumulative Time	7:50.4	+1:53.7	26	14:03.0	+1:42.6	20	19:54.2	+1:40.2	12	25:48.3	+1:28.1	9
Loop Time	5:37.4	0.0	1	6:12.6	+18.7	23	5:51.2	+1.7	2	5:54.1	0.0	1
Shooting	0	21.4	0.0	1	28.0	+6.5	17	0	18.8	0.0	1	0
Range Time	44.4	+2.4	3	48.1	+6.4	=9	40.0	0.0	1	41.5	+1.0	2
Course Time	4:46.7	+2.3	5	4:56.4	0.0	1	5:05.2	+7.8	=10	5:06.3	+6.1	4
Penalty Time	6.2			28.0			6.0			6.3		
10	22	GESTBLOM Linn	SWE		2		31:47.2	+1:35.4		10		
Cumulative Time	7:15.8	+1:19.1	10	13:18.7	+58.3	9	20:11.6	+1:57.6	17	26:08.8	+1:48.6	11
Loop Time	5:42.8	+5.4	4	6:02.9	+9.0	8	6:52.9	+1:03.4	44	5:57.2	+3.1	3
Shooting	0	24.5	+3.1	6	0	27.6	+6.1	=12	2	27.3	+8.5	=34
Range Time	46.0	+4.0	6	48.2	+6.5	11	49.0	+9.0	39	44.5	+4.0	11
Course Time	4:50.8	+6.4	16	5:08.4	+12.0	24	5:09.4	+12.0	=24	5:06.5	+6.3	5
Penalty Time	5.9			6.2			54.4			6.2		
11	16	VOLFA Estere	LAT		1		31:49.9	+1:38.1		11		
Cumulative Time	7:25.4	+1:28.7	14	13:35.8	+1:15.4	12	20:12.4	+1:58.4	19	26:14.2	+1:54.0	13
Loop Time	5:58.4	+21.0	24	6:10.4	+16.5	19	6:36.6	+47.1	40	6:01.8	+7.7	6
Shooting	0	31.5	+10.1	41	0	35.5	+14.0	55	1	29.1	+10.3	45
Range Time	53.6	+11.6	43	56.1	+14.4	52	49.7	+9.7	=42	45.3	+4.8	19
Course Time	4:58.5	+14.1	46	5:08.3	+11.9	=22	5:17.1	+19.7	42	5:10.6	+10.4	13
Penalty Time	6.2			6.0			29.7			5.9		
12	8	ZUK Kamila	POL		3		31:53.6	+1:41.8		12		
Cumulative Time	7:24.1	+1:27.4	12	13:52.3	+1:31.9	16	20:11.9	+1:57.9	18	26:07.1	+1:46.9	10
Loop Time	6:15.1	+37.7	39	6:28.2	+34.3	33	6:19.6	+30.1	24	5:55.2	+1.1	2
Shooting	1	31.8	+10.4	42	1	31.8	+10.3	=39	1	24.5	+5.7	=17
Range Time	52.8	+10.8	39	53.2	+11.5	40	43.9	+3.9	10	43.6	+3.1	7
Course Time	4:52.8	+8.4	23	5:05.4	+9.0	14	5:06.0	+8.6	12	5:05.2	+5.0	3
Penalty Time	29.5			29.6			29.7			6.4		
13	41	SIDOROWICZ Natalia	POL		0		31:56.8	+1:45.0		13		
Cumulative Time	7:55.7	+1:59.0	28	14:00.3	+1:39.9	18	20:04.6	+1:50.6	13	26:13.9	+1:53.7	12
Loop Time	5:45.7	+8.3	7	6:04.6	+10.7	11	6:04.3	+14.8	12	6:09.3	+15.2	9
Shooting	0	25.3	+3.9	9	0	27.8	+6.3	16	0	26.7	+7.9	=30
Range Time	47.6	+5.6	10	48.1	+6.4	=9	47.1	+7.1	24	47.0	+6.5	27
Course Time	4:51.3	+6.9	18	5:10.6	+14.2	=31	5:10.9	+13.5	27	5:15.9	+15.7	=28
Penalty Time	6.7			5.9			6.3			6.4		
14	4	TODOROVA Milena	BUL		3		31:57.0	+1:45.2		14		
Cumulative Time	6:36.9	+40.2	4	12:45.0	+24.6	5	19:21.5	+1:07.5	7	26:17.7	+1:57.5	14
Loop Time	5:56.9	+19.5	20	6:08.1	+14.2	14	6:36.5	+47.0	39	6:56.2	+1:02.1	45
Shooting	0	30.2	+8.8	35	0	30.6	+9.1	35	1	31.6	+12.8	53
Range Time	51.3	+9.3	31	50.1	+8.4	18	52.2	+12.2	51	48.9	+8.4	=37
Course Time	4:58.7	+14.3	47	5:11.0	+14.6	35	5:14.0	+16.6	36	5:13.1	+12.9	=21
Penalty Time	6.8			7.0			30.3			54.1		
15	14	KNOTTEN Karoline Offigstad	NOR		2		32:16.2	+2:04.4		15		
Cumulative Time	7:06.9	+1:10.2	9	13:36.4	+1:16.0	13	19:43.1	+1:29.1	11	26:18.9	+1:58.7	15
Loop Time	5:47.9	+10.5	9	6:29.5	+35.6	34	6:06.7	+17.2	13	6:35.8	+41.7	29
Shooting	0	26.4	+5.0	=13	1	28.2	+6.7	19	0	21.5	+2.7	5
Range Time	47.4	+5.4	8	48.7	+7.0	13	42.4	+2.4	6	43.8	+3.3	=8
Course Time	4:54.3	+9.9	29	5:10.0	+13.6	28	5:17.7	+20.3	44	5:20.5	+20.3	39
Penalty Time	6.2			30.8			6.6			31.4		
16	28	JAKIELA Joanna	POL		3		32:28.5	+2:16.7		16		
Cumulative Time	8:12.9	+2:16.2	37	14:23.4	+2:03.0	30	20:21.6	+2:07.6	22	26:53.8	+2:33.6	20
Loop Time	6:32.9	+55.5	=49	6:10.5	+16.6	20	5:58.2	+8.7	6	6:32.2	+38.2	23
Shooting	2	29.9	+8.5	=32	0	28.1	+6.6	18	0	25.6	+6.8	=21
Range Time	53.0	+11.0	=40	52.2	+10.5	=32	45.8	+5.8	19	49.8	+9.3	43
Course Time	4:46.1	+1.7	3	5:11.4	+15.0	37	5:06.3	+8.9	13	5:12.7	+12.5	=19
Penalty Time	53.7			6.8			6.0			29.6		



Competition Analysis

Analisi della gara / Wettkampfanalyse / Analyses de l'épreuve

Rank	Bib	Name	NOC Code		T															
Loop 1		Loop 2		Loop 3		Loop 4		Loop 5		Result	Behind	Rank								
Time	Rank	Time	Rank	Time	Rank	Time	Rank	Time	Rank											
17	35	MAGNUSSON Anna	SWE		3		32:29.4	+2:17.6	17											
Cumulative Time	8:37.3	+2:40.6	50	14:39.5	+2:19.1	38	20:56.3	+2:42.3	32	26:57.5	+2:37.3	22	32:29.4	+2:17.6	17					
Loop Time	6:40.3	+1:02.9	53	6:02.2	+8.3	7	6:16.8	+27.3	20	6:01.2	+7.1	5	5:31.9	0.0	1					
Shooting	2	29.3	+7.9 =28	0	29.7	+8.2 =26	1	26.8	+8.0	32	0	25.3	+6.2 =26	3	1:51.2	+22.2	25			
Range Time	50.7	+8.7	30	51.1	+9.4	26	46.3	+6.3	21	46.7	+6.2	26	3:14.8	+20.8	21					
Course Time	4:53.4	+9.0	26	5:05.0	+8.6	12	5:00.3	+2.9	2	5:08.6	+8.4	10	25:39.2	+10.6	3					
Penalty Time	56.2			6.0			30.1			5.9			1:38.4							
18	19	VOBORNIKOVA Tereza	CZE		2		32:30.5	+2:18.7	18											
Cumulative Time	7:26.4	+1:29.7	17	13:29.8	+1:09.4	11	19:31.9	+1:17.9	10	26:33.5	+2:13.3	16	32:30.5	+2:18.7	18					
Loop Time	5:57.4	+20.0	21	6:03.4	+9.5	9	6:02.1	+12.6	9	7:01.6	+1:07.5	52	5:57.0	+25.1	41					
Shooting	0	35.1	+13.7	52	0	28.6	+7.1	23	0	22.9	+4.1 =10	2	27.2	+8.1	37	2	1:53.9	+24.9	31	
Range Time	55.7	+13.7	51	49.4	+7.7 =15		44.8	+4.8 =15		48.8	+8.3	36	3:18.7	+24.7	31					
Course Time	4:55.7	+11.3	35	5:07.9	+11.5	21	5:11.0	+13.6	28	5:17.7	+17.5 =34		5:57.0	+25.1	41	26:29.3	+1:00.7	35		
Penalty Time	6.0			6.1			6.3			55.1			1:13.7							
19	12	VOIGT Vanessa	GER		3		32:31.5	+2:19.7	19											
Cumulative Time	7:29.4	+1:32.7	18	14:01.6	+1:41.2	19	20:05.7	+1:51.7	14	26:40.2	+2:20.0	17	32:31.5	+2:19.7	19					
Loop Time	6:15.4	+38.0	40	6:32.2	+38.3	37	6:04.1	+14.6	11	6:34.5	+40.4	27	5:51.3	+19.4	26					
Shooting	1	30.1	+8.7	34	1	34.1	+12.6 =51	0	28.0	+9.2	38	1	30.3	+11.2	48	3	2:02.7	+33.7	49	
Range Time	52.4	+10.4	36	56.0	+14.3	51	48.8	+8.8	38	51.1	+10.6	47	3:28.3	+34.3	46					
Course Time	4:52.3	+7.9	21	5:06.2	+9.8 =17		5:08.9	+11.5	22	5:14.0	+13.8	24	26:12.7	+44.1	24					
Penalty Time	30.6			30.0			6.4			29.4			1:36.4							
20	17	BUENEMANN de BESCHE Anne	DEN		2		32:31.9	+2:20.1	20											
Cumulative Time	7:25.2	+1:28.5	13	14:27.7	+2:07.3	32	20:36.7	+2:22.7	26	26:53.2	+2:33.0	19	32:31.9	+2:20.1	20					
Loop Time	5:58.2	+20.8	23	7:02.5	+1:08.6	53	6:09.0	+19.5	16	6:16.5	+22.4	14	5:38.7	+6.8	7					
Shooting	0	37.3	+15.9	57	2	43.6	+22.1	58	0	33.6	+14.8	54	0	31.6	+12.5	51	2	2:26.3	+57.3	56
Range Time	58.8	+16.8	55	1:05.0	+23.3	58	55.2	+15.2	54	54.3	+13.8	51	3:53.3	+59.3	55					
Course Time	4:53.0	+8.6	24	5:05.7	+9.3	16	5:06.6	+9.2	14	5:16.2	+16.0	31	26:00.2	+31.6	16					
Penalty Time	6.3			51.8			7.1			6.0			1:11.4							
21	9	ANDEXER Anna	AUT		3		32:36.6	+2:24.8	21											
Cumulative Time	7:26.1	+1:29.4	16	13:56.7	+1:36.3	17	20:08.5	+1:54.5	16	26:41.6	+2:21.4	18	32:36.6	+2:24.8	21					
Loop Time	6:17.1	+39.7	42	6:30.6	+36.7	35	6:11.8	+22.3	17	6:33.1	+39.0	24	5:55.0	+23.1	40					
Shooting	1	29.3	+7.9 =28	1	29.1	+7.6	25	0	28.1	+9.3 =39	1	28.8	+9.7	44	3	1:55.5	+26.5	36		
Range Time	51.6	+9.6	33	50.9	+9.2	24	50.0	+10.0	45	50.2	+9.7	46	3:22.7	+28.7	39					
Course Time	4:54.7	+10.3	31	5:10.2	+13.8	29	5:15.7	+18.3	39	5:13.4	+13.2	23	26:29.0	+1:00.4	34					
Penalty Time	30.7			29.5			6.0			29.5			1:35.9							
22	37	KUELM Susan	EST		2		32:49.7	+2:37.9	22											
Cumulative Time	8:14.0	+2:17.3	39	14:22.8	+2:02.4	29	20:50.2	+2:36.2	30	26:55.7	+2:35.5	21	32:49.7	+2:37.9	22					
Loop Time	6:11.0	+33.6	35	6:08.8	+14.9	16	6:27.4	+37.9	36	6:05.5	+11.4	7	5:54.0	+22.1	=35					
Shooting	1	26.5	+5.1	15	0	26.0	+4.5	7	1	23.0	+4.2 =12	0	25.6	+6.5	28	2	1:41.1	+12.1	8	
Range Time	47.5	+5.5	9	51.2	+9.5	27	44.3	+4.3	12	45.0	+4.5 =16		3:08.0	+14.0	12					
Course Time	4:51.0	+6.6	17	5:10.7	+14.3 =33		5:09.4	+12.0 =24		5:14.2	+14.0	25	5:54.0	+22.1	=35	26:19.3	+50.7	28		
Penalty Time	32.5			6.9			33.7			6.3			1:19.4							
23	27	OEBERG Elvira	SWE		5		32:49.9	+2:38.1	23											
Cumulative Time	7:44.0	+1:47.3	21	14:31.4	+2:11.0	33	20:27.1	+2:13.1	23	27:16.4	+2:56.2	26	32:49.9	+2:38.1	23					
Loop Time	6:06.0	+28.6	29	6:47.4	+53.5	47	5:55.7	+6.2	3	6:49.3	+55.2	38	5:33.5	+1.6	2					
Shooting	1	29.4	+8.0	30	2	31.2	+9.7	37	0	26.1	+7.3 =25	2	28.5	+9.4	43	5	1:55.3	+26.3	35	
Range Time	49.5	+7.5	24	51.0	+9.3	25	48.1	+8.1 =32		49.4	+8.9	41	3:18.0	+24.0	29					
Course Time	4:46.8	+2.4	6	5:02.3	+5.9	7	5:01.1	+3.7 =3		5:04.9	+4.7	2	25:28.6	0.0	1					
Penalty Time	29.6			54.1			6.4			55.0			2:25.3							
24	13	MEIER Lea	SUI		5		32:53.4	+2:41.6	24											
Cumulative Time	7:25.8	+1:29.1	15	14:17.4	+1:57.0	25	20:13.9	+1:59.9	20	27:04.2	+2:44.0	23	32:53.4	+2:41.6	24					
Loop Time	6:08.8	+31.4	32	6:51.6	+57.7	49	5:56.5	+7.0	4	6:50.3	+56.2	=39	5:49.2	+17.3	23					
Shooting	1	30.6	+9.2	38	2	32.8	+11.3	48	0	23.0	+4.2 =12	2	24.4	+5.3	19	5	1:50.9	+21.9	22	
Range Time	52.6	+10.6	38	53.9	+12.2	47	43.3	+3.3	9	47.4	+6.9	28	3:17.2	+23.2	26					
Course Time	4:47.4	+3.0	10	5:04.3	+7.9	10	5:07.1	+9.7	19	5:07.3	+7.1	7	25:55.3	+26.7	12					
Penalty Time	28.8			53.4			6.0			55.6			2:24.0							



Competition Analysis

Analisi della gara / Wettkampfanalyse / Analyses de l'épreuve

Rank	Bib	Name	NOC Code		T		Loop 1		Loop 2		Loop 3		Loop 4		Loop 5		Result	Behind	Rank	
			Time	Rank	Time	Rank	Time	Rank	Time	Rank	Time	Rank	Time	Rank	Time	Rank				
25	40	BATOVSKA FIALKOVA Paulina	SVK		3		32:54.1		+2:42.3		25									
Cumulative Time	7:48.9	+1:52.2	25	14:08.3	+1:47.9	22	20:32.3	+2:18.3	25	27:04.3	+2:44.1	24	5:49.8	+17.9	24	32:54.1	+2:42.3	25		
Loop Time	5:38.9	+1.5	2	6:19.4	+25.5	27	6:24.0	+34.5	32	6:32.0	+37.9	22								
Shooting	0	24.8	+3.4	7	30.4	+8.9	=32	1	30.1	+11.3	50	1	31.4	+12.3	50	3	1:56.8	+27.8	40	
Range Time	47.7	+5.7	=11	52.3	+10.6	=34	50.5	+10.5	47	51.8	+11.3	48					3:22.3	+28.3	36	
Course Time	4:44.4	0.0	=1	4:59.0	+2.6	3	5:05.2	+7.8	=10	5:10.8	+10.6	14	5:49.8	+17.9	24	25:49.2	+20.6	=7		
Penalty Time	6.7			28.0			28.3			29.4						1:32.6				
26	43	AUCHENTALLER Hannah	ITA		2		32:56.2		+2:44.4		26									
Cumulative Time	7:56.5	+1:59.8	29	14:04.9	+1:44.5	21	20:32.0	+2:18.0	24	27:05.4	+2:45.2	25	5:50.8	+18.9	25	32:56.2	+2:44.4	26		
Loop Time	5:44.5	+7.1	5	6:08.4	+14.5	15	6:27.1	+37.6	35	6:33.4	+39.3	25								
Shooting	0	28.5	+7.1	26	31.9	+10.4	=43	1	26.9	+8.1	33	1	28.3	+9.2	42	2	1:55.7	+26.7	38	
Range Time	49.2	+7.2	=22	51.9	+10.2	30	48.1	+8.1	=32	50.1	+9.6	45					3:19.3	+25.3	32	
Course Time	4:48.7	+4.3	11	5:10.4	+14.0	30	5:06.9	+9.5	=16	5:13.1	+12.9	=21	5:50.8	+18.9	25	26:09.9	+41.3	21		
Penalty Time	6.5			6.1			32.1			30.1						1:15.0				
27	29	BASERGA Amy	SUI		3		33:08.5		+2:56.7		27									
Cumulative Time	7:44.1	+1:47.4	22	13:52.1	+1:31.7	15	20:17.4	+2:03.4	21	27:16.9	+2:56.7	27	5:51.6	+19.7	=28	33:08.5	+2:56.7	27		
Loop Time	5:58.1	+20.7	22	6:08.0	+14.1	13	6:25.3	+35.8	33	6:59.5	+1:05.4	50								
Shooting	0	25.1	+3.7	8	30.0	+8.5	29	1	20.9	+2.1	4	2	26.4	+7.3	=32	3	1:42.5	+13.5	10	
Range Time	46.6	+4.6	7	50.4	+8.7	22	41.0	+1.0	3	45.2	+4.7	18					3:03.2	+9.2	9	
Course Time	5:03.9	+19.5	56	5:11.5	+15.1	=38	5:14.2	+16.8	37	5:21.0	+20.8	=40	5:51.6	+19.7	=28	26:42.2	+1:13.6	40		
Penalty Time	7.6			6.0			30.1			53.3						1:37.1				
28	25	KLEMENCIC Polona	SLO		5		33:08.7		+2:56.9		28									
Cumulative Time	7:53.1	+1:56.4	27	14:20.3	+1:59.9	27	20:39.8	+2:25.8	27	27:28.6	+3:08.4	31	5:40.1	+8.2	9	33:08.7	+2:56.9	28		
Loop Time	6:16.1	+38.7	41	6:27.2	+33.3	=30	6:19.5	+30.0	23	6:48.8	+54.7	37								
Shooting	1	39.4	+18.0	58	32.0	+10.5	45	1	28.3	+9.5	41	2	25.9	+6.8	29	5	2:05.7	+36.7	52	
Range Time	1:01.0	+19.0	=57	52.2	+10.5	=32	47.7	+7.7	=27	48.3	+7.8	34					3:29.2	+35.2	50	
Course Time	4:47.3	+2.9	9	5:06.2	+9.8	=17	5:02.5	+5.1	7	5:07.6	+7.4	9	5:40.1	+8.2	9	25:43.7	+15.1	5		
Penalty Time	27.7			28.8			29.3			52.8						2:18.7				
29	30	HAUSER Lisa Theresa	AUT		4		33:08.9		+2:57.1		29									
Cumulative Time	7:38.9	+1:42.2	20	13:39.2	+1:18.8	14	20:06.1	+1:52.1	15	27:20.2	+3:00.0	28	5:48.7	+16.8	20	33:08.9	+2:57.1	29		
Loop Time	5:48.9	+11.5	12	6:00.3	+6.4	4	6:26.9	+37.4	34	7:14.1	+1:20.0	56								
Shooting	0	25.6	+4.2	10	25.7	+4.2	6	1	22.9	+4.1	=10	3	24.2	+5.1	=16	4	1:38.6	+9.6	7	
Range Time	45.3	+3.3	5	46.0	+4.3	4	44.4	+4.4	13	45.0	+4.5	=16					3:00.7	+6.7	6	
Course Time	4:57.6	+13.2	=42	5:08.5	+12.1	25	5:13.2	+15.8	=33	5:12.5	+12.3	17	5:48.7	+16.8	20	26:20.5	+51.9	29		
Penalty Time	5.9			5.8			29.2			1:16.6						1:57.7				
30	32	GANDLER Anna	AUT		3		33:10.5		+2:58.7		30									
Cumulative Time	8:14.3	+2:17.6	=40	14:21.3	+2:00.9	28	20:43.2	+2:29.2	28	27:24.5	+3:04.3	29	5:46.0	+14.1	15	33:10.5	+2:58.7	30		
Loop Time	6:20.3	+42.9	46	6:07.0	+13.1	12	6:21.9	+32.4	30	6:41.3	+47.2	32								
Shooting	1	27.7	+6.3	=19	0	23.4	+1.9	2	1	28.4	+9.6	42	1	34.8	+15.7	=54	3	1:54.5	+25.5	34
Range Time	50.2	+8.2	25	49.1	+7.4	14	48.5	+8.5	37	54.8	+14.3	52					3:22.6	+28.6	38	
Course Time	4:58.0	+13.6	45	5:11.5	+15.1	=38	5:04.0	+6.6	9	5:17.6	+17.4	33	5:46.0	+14.1	15	26:17.1	+48.5	27		
Penalty Time	32.0			6.4			29.3			28.9						1:36.8				
31	31	CHU Yuanmeng	CHN		1		33:21.4		+3:09.6		31									
Cumulative Time	7:57.6	+2:00.9	30	14:48.3	+2:27.9	41	21:04.6	+2:50.6	35	27:29.7	+3:09.5	33	5:51.7	+19.8	30	33:21.4	+3:09.6	31		
Loop Time	6:05.6	+28.2	28	6:50.7	+56.8	48	6:16.3	+26.8	19	6:25.1	+31.0	17								
Shooting	0	32.3	+10.9	43	32.1	+10.6	46	0	26.1	+7.3	=25	0	24.9	+5.8	=23	1	1:55.6	+26.6	37	
Range Time	55.1	+13.1	50	53.8	+12.1	46	48.1	+8.1	=32	48.1	+7.6	=32					3:25.1	+31.1	43	
Course Time	5:03.8	+19.4	55	5:23.0	+26.6	54	5:21.7	+24.3	48	5:30.5	+30.3	=50	5:51.7	+19.8	30	27:10.7	+1:42.1	50		
Penalty Time	6.6			33.9			6.4			6.4						53.4				
32	21	REPINC Lena	SLO		4		33:23.6		+3:11.8		32									
Cumulative Time	8:12.6	+2:15.9	36	14:45.6	+2:25.2	40	20:53.6	+2:39.6	31	27:28.9	+3:08.7	32	5:54.7	+22.8	39	33:23.6	+3:11.8	32		
Loop Time	6:39.6	+1:02.2	52	6:33.0	+39.1	39	6:08.0	+18.5	14	6:35.3	+41.2	28								
Shooting	2	30.8	+9.4	=39	1	28.3	+6.8	=20	0	25.6	+6.8	=21	1	26.3	+7.2	31	4	1:51.1	+22.1	24
Range Time	53.1	+11.1	42	50.6	+8.9	23	47.8	+7.8	=29	48.6	+8.1	35					3:20.1	+26.1	33	
Course Time	4:52.2	+7.8	20	5:10.6	+14.2	=31	5:13.2	+15.8	=33	5:12.6	+12.4	18	5:54.7	+22.8	39	26:23.3	+54.7	=31		
Penalty Time	54.3			31.7			6.9			34.1						2:07.2				



Competition Analysis

Analisi della gara / Wettkampfanalyse / Analyses de l'épreuve

Rank	Bib	Name	NOC Code		T															
Loop 1		Loop 2		Loop 3		Loop 4		Loop 5		Result	Behind	Rank								
Time	Rank	Time	Rank	Time	Rank	Time	Rank	Time	Rank											
33	33	JOHANSEN Marthe Krakstad	NOR		3		33:26.6	+3:14.8	33											
Cumulative Time	8:14.5	+2:17.8	42	14:24.2	+2:03.8	31	20:46.3	+2:32.3	29	27:27.2	+3:07.0	30	33:26.6	+3:14.8	33					
Loop Time	6:19.5	+42.1	43	6:09.7	+15.8	17	6:22.1	+32.6	31	6:40.9	+46.8	31	5:59.4	+27.5	45					
Shooting	1	28.1	+6.7	22	0	27.7	+6.2	=14	1	24.1	+5.3	16	1	25.3	+6.2	=26	3	1:45.4	+16.4	15
Range Time	50.6	+8.6	=28	52.8	+11.1	=38	44.8	+4.8	=15	46.3	+5.8	=22						3:14.5	+20.5	20
Course Time	4:56.1	+11.7	=37	5:10.7	+14.3	=33	5:07.3	+9.9	20	5:23.1	+22.9	42	5:59.4	+27.5	45			26:36.6	+1:08.0	38
Penalty Time	32.8			6.2			30.0			31.5								1:40.6		
34	20	TANNHEIMER Julia	GER		5		33:35.4	+3:23.6	34											
Cumulative Time	7:19.7	+1:23.0	11	14:16.9	+1:56.5	24	21:07.7	+2:53.7	36	27:41.5	+3:21.3	34	33:35.4	+3:23.6	34					
Loop Time	5:47.7	+10.3	8	6:57.2	+1:03.3	51	6:50.8	+1:01.3	42	6:33.8	+39.7	26	5:53.9	+22.0	34					
Shooting	0	28.3	+6.9	=23	2	30.4	+8.9	=32	2	26.4	+7.6	29	1	21.9	+2.8	6	5	1:47.2	+18.2	=17
Range Time	50.3	+8.3	=26	52.4	+10.7	36	47.7	+7.7	=27	42.7	+2.2	5						3:13.1	+19.1	18
Course Time	4:51.4	+7.0	19	5:09.3	+12.9	27	5:06.7	+9.3	15	5:19.9	+19.7	37	5:53.9	+22.0	34			26:21.2	+52.6	30
Penalty Time	5.9			55.5			56.4			31.1								2:29.0		
35	47	IRWIN Deedra	USA		4		33:51.5	+3:39.7	35											
Cumulative Time	8:26.3	+2:29.6	48	14:49.6	+2:29.2	42	21:49.2	+3:35.2	47	28:03.1	+3:42.9	37	33:51.5	+3:39.7	35					
Loop Time	6:07.3	+29.9	=30	6:23.3	+29.4	29	6:59.6	+1:10.1	50	6:13.9	+19.8	12	5:48.4	+16.5	19					
Shooting	1	27.7	+6.3	=19	1	30.5	+9.0	34	2	34.0	+15.2	55	0	29.1	+10.0	45	4	2:01.4	+32.4	47
Range Time	48.9	+6.9	20	53.3	+11.6	41	55.6	+15.6	55	52.1	+11.6	49						3:29.9	+35.9	51
Course Time	4:50.3	+5.9	14	5:00.3	+3.9	=5	5:08.6	+11.2	21	5:15.6	+15.4	27	5:48.4	+16.5	19			26:03.2	+34.6	17
Penalty Time	28.0			29.6			55.4			6.2								1:59.3		
36	23	CARRARA Michela	ITA		7		33:57.1	+3:45.3	36											
Cumulative Time	7:47.3	+1:50.6	24	14:31.8	+2:11.4	34	21:42.4	+3:28.4	45	28:13.0	+3:52.8	41	33:57.1	+3:45.3	36					
Loop Time	6:13.3	+35.9	36	6:44.5	+50.6	44	7:10.6	+1:21.1	55	6:30.6	+36.5	21	5:44.1	+12.2	12					
Shooting	1	33.1	+11.7	48	2	31.8	+10.3	=39	3	24.0	+5.2	15	1	24.2	+5.1	=16	7	1:53.3	+24.3	29
Range Time	54.1	+12.1	45	52.5	+10.8	37	46.7	+6.7	22	44.3	+3.8	10						3:17.6	+23.6	=27
Course Time	4:49.3	+4.9	12	4:59.3	+2.9	4	5:01.1	+3.7	=3	5:15.4	+15.2	26	5:44.1	+12.2	12			25:49.2	+20.6	=7
Penalty Time	29.9			52.7			1:22.8			30.9								3:16.3		
37	26	CLOETENS Maya	BEL		5		34:00.6	+3:48.8	37											
Cumulative Time	8:23.0	+2:26.3	47	14:33.6	+2:13.2	36	21:51.5	+3:37.5	48	28:06.5	+3:46.3	39	34:00.6	+3:48.8	37					
Loop Time	6:46.0	+1:08.6	55	6:10.6	+16.7	21	7:17.9	+1:28.4	58	6:15.0	+20.9	13	5:54.1	+22.2	37					
Shooting	2	36.1	+14.7	53	0	34.1	+12.6	=51	3	26.1	+7.3	=25	0	20.7	+1.6	3	5	1:57.1	+28.1	41
Range Time	56.2	+14.2	52	58.1	+16.4	=54	48.1	+8.1	=32	42.2	+1.7	4						3:24.6	+30.6	41
Course Time	4:55.5	+11.1	34	5:06.4	+10.0	19	5:06.9	+9.5	=16	5:26.9	+26.7	48	5:54.1	+22.2	37			26:29.8	+1:01.2	36
Penalty Time	54.2			6.0			1:22.9			5.9								2:29.2		
38	51	REMENOVA Maria	SVK		2		34:01.5	+3:49.7	38											
Cumulative Time	8:13.1	+2:16.4	38	14:50.9	+2:30.5	43	21:04.2	+2:50.2	34	28:01.6	+3:41.4	35	34:01.5	+3:49.7	38					
Loop Time	5:52.1	+14.7	16	6:37.8	+43.9	40	6:13.3	+23.8	18	6:57.4	+1:03.3	46	5:59.9	+28.0	46					
Shooting	0	28.3	+6.9	=23	1	30.8	+9.3	36	0	27.8	+9.0	36	1	33.8	+14.7	53	2	2:00.9	+31.9	=45
Range Time	50.6	+8.6	=28	52.8	+11.1	=38	48.0	+8.0	31	55.0	+14.5	53						3:26.4	+32.4	45
Course Time	4:55.1	+10.7	=32	5:15.0	+18.6	46	5:18.6	+21.2	46	5:30.5	+30.3	=50	5:59.9	+28.0	46			26:59.1	+1:30.5	46
Penalty Time	6.3			30.0			6.6			31.9								1:14.9		
39	48	MENG Fanqi	CHN		1		34:01.6	+3:49.8	39											
Cumulative Time	8:21.7	+2:25.0	46	14:36.1	+2:15.7	37	20:56.9	+2:42.9	33	28:02.3	+3:42.1	36	34:01.6	+3:49.8	39					
Loop Time	6:02.7	+25.3	26	6:14.4	+20.5	24	6:20.8	+31.3	28	7:05.4	+1:11.3	54	5:59.3	+27.4	44					
Shooting	0	36.9	+15.5	56	0	36.4	+14.9	56	0	36.6	+17.8	57	1	49.4	+30.3	58	1	2:39.5	+1:10.5	58
Range Time	59.2	+17.2	56	1:00.1	+18.4	56	57.0	+17.0	=56	1:12.3	+31.8	58						4:08.6	+1:14.6	58
Course Time	4:57.5	+13.1	41	5:08.3	+11.9	=22	5:17.5	+20.1	43	5:21.0	+20.8	=40	5:59.3	+27.4	44			26:43.6	+1:15.0	41
Penalty Time	6.0			5.9			6.3			32.0								50.4		
40	45	MAKA Anna	POL		3		34:03.3	+3:51.5	40											
Cumulative Time	8:02.2	+2:05.5	33	14:14.6	+1:54.2	23	21:13.1	+2:59.1	37	28:05.8	+3:45.6	38	34:03.3	+3:51.5	40					
Loop Time	5:48.2	+10.8	10	6:12.4	+18.5	22	6:58.5	+1:09.0	49	6:52.7	+58.6	44	5:57.5	+25.6	43					
Shooting	0	26.3	+4.9	12	0	29.7	+8.2	=26	2	28.1	+9.3	=39	1	24.3	+5.2	18	3	1:48.6	+19.6	19
Range Time	48.3	+6.3	14	52.3	+10.6	=34	49.5	+9.5	41	47.5	+7.0	=29						3:17.6	+23.6	=27
Course Time	4:53.2	+8.8	25	5:11.9	+15.5	41	5:13.1	+15.7	32	5:32.3	+32.1	53	5:57.5	+25.6	43			26:48.0	+1:19.4	43
Penalty Time	6.6			8.1			55.8			32.8								1:43.4		



Competition Analysis

Analisi della gara / Wettkampfanalyse / Analyses de l'épreuve

Rank	Bib	Name	NOC Code		T															
Loop 1		Loop 2		Loop 3		Loop 4		Loop 5		Result	Behind	Rank								
Time	Rank	Time	Rank	Time	Rank	Time	Rank	Time	Rank											
41	52	GROTIAN Selina	GER		4		34:06.4		+3:54.6		41									
Cumulative Time	8:12.5	+2:15.8	35	14:45.2	+2:24.8	39	21:14.4	+3:00.4	38	28:12.2	+3:52.0	40	34:06.4	+3:54.6	41					
Loop Time	5:49.5	+12.1	13	6:32.7	+38.8	38	6:29.2	+39.7	37	6:57.8	+1:03.7	47	5:54.2	+22.3	38					
Shooting	0	26.0	+4.6	11	1	26.2	+4.7	=8	1	25.0	+6.2	20	2	26.8	+7.7	36	4	1:44.2	+15.2	14
Range Time	48.6	+6.6	=16	50.3	+8.6	=20	45.7	+5.7	=17	46.3	+5.8	=22						3:10.9	+16.9	14
Course Time	4:54.1	+9.7	27	5:11.3	+14.9	36	5:12.4	+15.0	30	5:15.9	+15.7	=28	5:54.2	+22.3	38			26:27.9	+59.3	33
Penalty Time	6.7			31.0			31.0			55.5								2:04.4		
42	15	BENDIKA Baiba	LAT		7		34:17.2		+4:05.4		42									
Cumulative Time	8:01.5	+2:04.8	32	15:00.5	+2:40.1	45	21:33.3	+3:19.3	43	28:25.1	+4:04.9	44	34:17.2	+4:05.4	42					
Loop Time	6:38.5	+1:01.1	51	6:59.0	+1:05.1	52	6:32.8	+43.3	38	6:51.8	+57.7	=42	5:52.1	+20.2	31					
Shooting	2	34.5	+13.1	=50	2	33.1	+11.6	=49	1	29.5	+10.7	46	2	24.9	+5.8	=23	7	2:02.1	+33.1	48
Range Time	54.8	+12.8	47	53.5	+11.8	=42	49.7	+9.7	=42	47.6	+7.1	31						3:25.6	+31.6	44
Course Time	4:49.8	+5.4	13	5:11.7	+15.3	40	5:13.6	+16.2	35	5:09.5	+9.3	11	5:52.1	+20.2	31			26:16.7	+48.1	26
Penalty Time	53.8			53.7			29.4			54.6								3:11.7		
43	24	DZHIMA Yuliia	UKR		3		34:21.4		+4:09.6		43									
Cumulative Time	7:45.4	+1:48.7	23	14:32.5	+2:12.1	35	21:22.3	+3:08.3	41	28:20.6	+4:00.4	42	34:21.4	+4:09.6	43					
Loop Time	6:10.4	+33.0	34	6:47.1	+53.2	46	6:49.8	+1:00.3	41	6:58.3	+1:04.2	48	6:00.8	+28.9	47					
Shooting	0	32.7	+11.3	45	1	31.8	+10.3	=39	1	25.9	+7.1	24	1	26.1	+7.0	30	3	1:56.5	+27.5	39
Range Time	54.9	+12.9	48	52.1	+10.4	31	47.8	+7.8	=29	48.1	+7.6	=32						3:22.9	+28.9	40
Course Time	5:08.8	+24.4	57	5:23.4	+27.0	55	5:28.1	+30.7	55	5:36.6	+36.4	57	6:00.8	+28.9	47			27:37.7	+2:09.1	55
Penalty Time	6.6			31.6			33.8			33.6								1:45.7		
44	55	GASPARIN Aita	SUI		3		34:25.3		+4:13.5		44									
Cumulative Time	8:19.7	+2:23.0	45	15:23.6	+3:03.2	52	21:43.8	+3:29.8	46	28:23.9	+4:03.7	43	34:25.3	+4:13.5	44					
Loop Time	5:55.7	+18.3	18	7:03.9	+1:10.0	54	6:20.2	+30.7	=25	6:40.1	+46.0	30	6:01.4	+29.5	49					
Shooting	0	24.2	+2.8	5	2	28.3	+6.8	=20	0	27.9	+9.1	37	1	22.5	+3.4	=8	3	1:43.1	+14.1	12
Range Time	47.9	+5.9	13	49.8	+8.1	17	49.3	+9.3	40	44.8	+4.3	=13						3:11.8	+17.8	15
Course Time	5:01.6	+17.2	53	5:19.2	+22.8	47	5:24.6	+27.2	=52	5:24.3	+24.1	45	6:01.4	+29.5	49			27:11.1	+1:42.5	51
Penalty Time	6.2			54.8			6.2			30.9								1:38.3		
45	54	DMYTRENKO Khrystyna	UKR		3		34:33.9		+4:22.1		45									
Cumulative Time	8:43.7	+2:47.0	53	15:00.5	+2:40.1	46	21:20.7	+3:06.7	40	28:27.9	+4:07.7	45	34:33.9	+4:22.1	45					
Loop Time	6:19.7	+42.3	45	6:16.8	+22.9	25	6:20.2	+30.7	=25	7:07.2	+1:13.1	55	6:06.0	+34.1	52					
Shooting	1	33.0	+11.6	47	0	26.6	+5.1	10	0	29.7	+10.9	47	2	22.2	+3.1	7	3	1:51.5	+22.5	27
Range Time	53.0	+11.0	=40	47.4	+5.7	=7	51.7	+11.7	49	44.6	+4.1	12						3:16.7	+22.7	25
Course Time	4:56.1	+11.7	=37	5:22.9	+26.5	53	5:21.8	+24.4	49	5:26.2	+26.0	47	6:06.0	+34.1	52			27:13.0	+1:44.4	52
Penalty Time	30.5			6.4			6.7			56.4								1:40.2		
46	10	TANDREVOLD Ingrid Landmark	NOR		9		34:34.9		+4:23.1		46									
Cumulative Time	8:16.0	+2:19.3	43	14:17.5	+1:57.1	26	21:32.6	+3:18.6	42	28:48.2	+4:28.0	48	34:34.9	+4:23.1	46					
Loop Time	7:04.0	+1:26.6	58	6:01.5	+7.6	5	7:15.1	+1:25.6	57	7:15.6	+1:21.5	57	5:46.7	+14.8	17					
Shooting	3	36.2	+14.8	54	0	26.2	+4.7	=8	3	37.9	+19.1	58	3	26.4	+7.3	=32	9	2:06.8	+37.8	53
Range Time	57.6	+15.6	53	49.4	+7.7	=15	57.5	+17.5	58	47.5	+7.0	=29						3:32.0	+38.0	52
Course Time	4:50.5	+6.1	15	5:05.5	+9.1	15	5:03.1	+5.7	8	5:09.7	+9.5	12	5:46.7	+14.8	17			25:55.5	+26.9	13
Penalty Time	1:15.9			6.5			1:14.5			1:18.4								3:55.4		
47	39	LIE Lotte	BEL		3		34:35.0		+4:23.2		47									
Cumulative Time	9:01.5	+3:04.8	56	15:20.8	+3:00.4	50	21:41.4	+3:27.4	44	28:31.9	+4:11.7	46	34:35.0	+4:23.2	47					
Loop Time	6:53.5	+1:16.1	57	6:19.3	+25.4	26	6:20.6	+31.1	27	6:50.5	+56.4	41	6:03.1	+31.2	50					
Shooting	2	34.5	+13.1	=50	0	32.6	+11.1	47	0	28.5	+9.7	=43	1	29.4	+10.3	46	3	2:05.1	+36.1	51
Range Time	1:03.7	+21.7	59	54.0	+12.3	48	50.8	+10.8	48	52.7	+12.2	50						3:41.2	+47.2	54
Course Time	4:54.4	+10.0	30	5:19.5	+23.1	50	5:23.6	+26.2	51	5:27.5	+27.3	49	6:03.1	+31.2	50			27:08.1	+1:39.5	49
Penalty Time	55.3			5.8			6.1			30.3								1:37.7		
48	42	MERKUSHYNA Oleksandra	UKR		5		34:45.4		+4:33.6		48									
Cumulative Time	7:59.8	+2:03.1	31	15:06.0	+2:45.6	48	22:03.6	+3:49.6	51	28:53.9	+4:33.7	50	34:45.4	+4:33.6	48					
Loop Time	5:48.8	+11.4	11	7:06.2	+1:12.3	56	6:57.6	+1:08.1	47	6:50.3	+56.2	=39	5:51.5	+19.6	27					
Shooting	0	22.6	+1.2	3	2	25.0	+3.5	5	2	19.9	+1.1	3	1	21.3	+2.2	4	5	1:29.0	0.0	=1
Range Time	44.8	+2.8	4	47.3	+5.6	6	40.9	+0.9	2	41.6	+1.1	3						2:54.6	+0.6	2
Course Time	4:57.6	+13.2	=42	5:20.3	+23.9	51	5:18.1	+20.7	45	5:36.5	+36.3	56	5:51.5	+19.6	27			27:04.0	+1:35.4	48
Penalty Time	6.4			58.5			58.5			32.2								2:35.7		



Competition Analysis

Analisi della gara / Wettkampfanalyse / Analyses de l'épreuve

Rank	Bib	Name	NOC Code		T															
Loop 1		Loop 2		Loop 3		Loop 4		Loop 5		Result	Behind	Rank								
Time	Rank	Time	Rank	Time	Rank	Time	Rank	Time	Rank											
49	36	KUZMINA Anastasiya	SVK		5		34:45.6	+4:33.8	49											
Cumulative Time	8:09.9	+2:13.2	34	14:52.4	+2:32.0	44	21:55.9	+3:41.9	49	28:37.7	+4:17.5	47	34:45.6	+4:33.8	49					
Loop Time	6:09.9	+32.5	33	6:42.5	+48.6	43	7:03.5	+1:14.0	53	6:41.8	+47.7	33	6:07.9	+36.0	53					
Shooting	1	34.2	+12.8	49	1	35.1	+13.6	54	2	30.7	+11.9	51	1	27.7	+8.6	40	5	2:07.8	+38.8	54
Range Time	54.0	+12.0	44	58.1	+16.4	=54	52.6	+12.6	52	48.9	+8.4	=37					3:33.6	+39.6	53	
Course Time	4:46.3	+1.9	4	5:13.0	+16.6	43	5:15.9	+18.5	=40	5:23.2	+23.0	=43	6:07.9	+36.0	53		26:46.3	+1:17.7	42	
Penalty Time	29.6			31.4			55.0			29.6							2:25.8			
50	46	CHARVATOVA Lucie	CZE		7		34:51.1	+4:39.3	50											
Cumulative Time	8:16.8	+2:20.1	44	15:09.5	+2:49.1	49	22:02.2	+3:48.2	50	29:02.3	+4:42.1	52	34:51.1	+4:39.3	50					
Loop Time	6:01.8	+24.4	25	6:52.7	+58.8	50	6:52.7	+1:03.2	43	7:00.1	+1:06.0	51	5:48.8	+16.9	=21					
Shooting	1	26.7	+5.3	16	2	30.1	+8.6	30	2	26.7	+7.9	=30	2	23.5	+4.4	11	7	1:47.2	+18.2	=17
Range Time	47.7	+5.7	=11	53.6	+11.9	45	47.5	+7.5	26	46.5	+6.0	25					3:15.3	+21.3	22	
Course Time	4:44.4	0.0	=1	5:04.4	+8.0	11	5:11.7	+14.3	29	5:20.0	+19.8	38	5:48.8	+16.9	=21		26:09.3	+40.7	20	
Penalty Time	29.6			54.7			53.5			53.6							3:11.5			
51	50	VINKLARKOVA Tereza	CZE		5		34:53.6	+4:41.8	51											
Cumulative Time	8:35.0	+2:38.3	49	15:39.9	+3:19.5	54	22:47.9	+4:33.9	55	28:59.6	+4:39.4	51	34:53.6	+4:41.8	51					
Loop Time	6:15.0	+37.6	38	7:04.9	+1:11.0	55	7:08.0	+1:18.5	54	6:11.7	+17.6	11	5:54.0	+22.1	=35					
Shooting	1	26.4	+5.0	=13	2	27.5	+6.0	11	2	28.5	+9.7	=43	0	28.1	+9.0	41	5	1:50.7	+21.7	21
Range Time	48.4	+6.4	15	50.3	+8.6	=20	48.4	+8.4	36	49.1	+8.6	40					3:16.2	+22.2	24	
Course Time	4:55.1	+10.7	=32	5:19.4	+23.0	49	5:24.8	+27.4	54	5:15.9	+15.7	=28	5:54.0	+22.1	=35		26:49.2	+1:20.6	44	
Penalty Time	31.4			55.1			54.7			6.7							2:28.1			
52	53	KAPUSTOVA Ema	SVK		4		35:07.3	+4:55.5	52											
Cumulative Time	8:42.6	+2:45.9	52	15:24.0	+3:03.6	53	22:24.7	+4:10.7	53	28:53.7	+4:33.5	49	35:07.3	+4:55.5	52					
Loop Time	6:19.6	+42.2	44	6:41.4	+47.5	42	7:00.7	+1:11.2	52	6:29.0	+34.9	19	6:13.6	+41.7	54					
Shooting	1	30.5	+9.1	37	1	30.2	+8.7	31	2	22.2	+3.4	7	0	31.0	+11.9	49	4	1:54.1	+25.1	32
Range Time	49.2	+7.2	=22	51.4	+9.7	28	41.4	+1.4	4	49.9	+9.4	44					3:11.9	+17.9	16	
Course Time	5:00.3	+15.9	51	5:19.3	+22.9	48	5:23.3	+25.9	50	5:32.6	+32.4	54	6:13.6	+41.7	54		27:29.1	+2:00.5	54	
Penalty Time	30.0			30.7			56.0			6.5							2:03.4			
53	38	BULINA Sanita	LAT		4		35:08.1	+4:56.3	53											
Cumulative Time	8:14.3	+2:17.6	=40	15:01.1	+2:40.7	47	21:20.0	+3:06.0	39	29:03.8	+4:43.6	53	35:08.1	+4:56.3	53					
Loop Time	6:07.3	+29.9	=30	6:46.8	+52.9	45	6:18.9	+29.4	22	7:43.8	+1:49.7	58	6:04.3	+32.4	51					
Shooting	0	40.4	+19.0	59	1	40.2	+18.7	57	0	30.0	+11.2	49	3	35.2	+16.1	56	4	2:25.9	+56.9	55
Range Time	1:01.0	+19.0	=57	1:03.2	+21.5	57	51.8	+11.8	50	57.6	+17.1	57					3:53.6	+59.6	56	
Course Time	4:59.7	+15.3	48	5:14.5	+18.1	45	5:20.6	+23.2	47	5:24.7	+24.5	46	6:04.3	+32.4	51		27:03.8	+1:35.2	47	
Penalty Time	6.5			29.1			6.5			1:21.4							2:03.6			
54	60	HAECKI-GROSS Lena	SUI		6		35:18.5	+5:06.7	54											
Cumulative Time	8:54.1	+2:57.4	54	15:21.3	+3:00.9	51	22:15.6	+4:01.6	52	29:17.6	+4:57.4	55	35:18.5	+5:06.7	54					
Loop Time	6:14.1	+36.7	37	6:27.2	+33.3	=30	6:54.3	+1:04.8	45	7:02.0	+1:07.9	53	6:00.9	+29.0	48					
Shooting	1	23.6	+2.2	4	1	23.7	+2.2	3	2	22.3	+3.5	8	2	22.5	+3.4	=8	6	1:32.2	+3.2	5
Range Time	44.0	+2.0	2	44.7	+3.0	2	43.1	+3.1	8	43.3	+2.8	6					2:55.1	+1.1	4	
Course Time	5:00.4	+16.0	52	5:12.6	+16.2	42	5:15.9	+18.5	=40	5:23.2	+23.0	=43	6:00.9	+29.0	48		26:53.0	+1:24.4	45	
Penalty Time	29.7			29.8			55.2			55.4							2:50.3			
55	58	AVVAKUMOVA Ekaterina	KOR		2		35:33.0	+5:21.2	55											
Cumulative Time	9:10.9	+3:14.2	57	15:42.0	+3:21.6	55	22:42.1	+4:28.1	54	29:11.4	+4:51.2	54	35:33.0	+5:21.2	55					
Loop Time	6:32.9	+55.5	=49	6:31.1	+37.2	36	7:00.1	+1:10.6	51	6:29.3	+35.2	20	6:21.6	+49.7	56					
Shooting	1	29.9	+8.5	=32	0	31.8	+10.3	=39	1	31.4	+12.6	52	0	27.3	+8.2	38	2	2:00.7	+31.7	44
Range Time	52.0	+10.0	34	54.5	+12.8	49	53.0	+13.0	53	49.5	+9.0	42					3:29.0	+35.0	=48	
Course Time	5:08.9	+24.5	58	5:30.2	+33.8	57	5:34.7	+37.3	56	5:33.5	+33.3	55	6:21.6	+49.7	56		28:08.9	+2:40.3	56	
Penalty Time	32.0			6.3			32.4			6.3							1:17.1			
56	59	TOLMACHEVA Anastasia	ROU		3		36:13.4	+6:01.6	56											
Cumulative Time	9:29.8	+3:33.1	58	16:10.3	+3:49.9	57	23:04.9	+4:50.9	57	29:48.4	+5:28.2	56	36:13.4	+6:01.6	56					
Loop Time	6:51.8	+1:14.4	56	6:40.5	+46.6	41	6:54.6	+1:05.1	46	6:43.5	+49.4	34	6:25.0	+53.1	57					
Shooting	2	27.8	+6.4	21	0	33.1	+11.6	=49	1	25.6	+6.8	=21	0	26.5	+7.4	35	3	1:53.2	+24.2	28
Range Time	50.3	+8.3	=26	54.6	+12.9	50	47.4	+7.4	25	48.9	+8.4	=37					3:21.2	+27.2	35	
Course Time	5:02.8	+18.4	54	5:39.0	+42.6	59	5:34.8	+37.4	57	5:47.9	+47.7	58	6:25.0	+53.1	57		28:29.5	+3:00.9	58	
Penalty Time	58.7			6.9			32.4			6.7							1:44.8			



Competition Analysis

Analisi della gara / Wettkampfanalyse / Analyses de l'épreuve

Rank	Bib	Name	NOC Code		T											
Loop 1		Loop 2		Loop 3		Loop 4		Loop 5		Result	Behind	Rank				
Time	Rank	Time	Rank	Time	Rank	Time	Rank	Time	Rank							
57	49	TRAUBAITE Judita			LTU						5	36:31.3	+6:19.5	57		
Cumulative Time	8:42.3	+2:45.6	51	15:57.8	+3:37.4	56	22:55.7	+4:41.7	56	29:54.9	+5:34.7	57	36:31.3	+6:19.5	57	
Loop Time	6:23.3	+45.9	47	7:15.5	+1:21.6	57	6:57.9	+1:08.4	48	6:59.2	+1:05.1	49	6:36.4	+1:04.5	58	
Shooting	1	30.4	+9.0	36	2	29.9	+8.4	28	1	27.3	+8.5	=34	1	32.9	+13.8	52
Range Time	52.1	+10.1	35	51.7	+10.0	29	49.8	+9.8	44	55.2	+14.7	54	3:28.8	+34.8	47	
Course Time	4:59.9	+15.5	=49	5:25.6	+29.2	56	5:37.2	+39.8	58	5:31.6	+31.4	52	28:10.7	+2:42.1	57	
Penalty Time	31.2			58.1			30.9			32.3			2:32.8			

Rank	Bib	Name	NOC Code		T											
Loop 1		Loop 2		Loop 3		Loop 4		Loop 5		Result	Behind	Rank				
Time	Rank	Time	Rank	Time	Rank	Time	Rank	Time	Rank							
58	56	PEIFFER Benita			CAN						6	36:43.0	+6:31.2	58		
Cumulative Time	8:56.2	+2:59.5	55	16:22.3	+4:01.9	58	23:37.2	+5:23.2	58	30:21.5	+6:01.3	58	36:43.0	+6:31.2	58	
Loop Time	6:28.2	+50.8	48	7:26.1	+1:32.2	58	7:14.9	+1:25.4	56	6:44.3	+50.2	35	6:21.5	+49.6	55	
Shooting	1	36.4	+15.0	55	2	47.2	+25.7	59	2	36.1	+17.3	56	1	35.8	+16.7	57
Range Time	58.3	+16.3	54	1:08.5	+26.8	59	57.0	+17.0	=56	56.2	+15.7	55	4:00.0	+1:06.0	57	
Course Time	4:59.9	+15.5	=49	5:22.2	+25.8	52	5:24.6	+27.2	=52	5:17.7	+17.5	=34	6:21.5	+49.6	55	
Penalty Time	29.9			55.3			53.2			30.3			2:49.0			

Did Not Finish

Rank	Bib	Name	NOC Code		T								
Loop 1		Loop 2		Loop 3		Loop 4		Loop 5		Result	Behind	Rank	
Time	Rank	Time	Rank	Time	Rank	Time	Rank	Time	Rank				
57		TOMINGAS Tuuli			EST								
Cumulative Time	9:49.0	+3:52.3	59										
Loop Time	7:16.0	+1:38.6	59										
Shooting	2	32.5	+11.1	44	4	31.3	+9.8	38					
Range Time	55.0	+13.0	49	53.5	+11.8	=42							
Course Time	5:22.1	+37.7	59	5:36.1	+39.7	58							
Penalty Time	58.9			8.1									

Did Not Start

Rank	Bib	Name	NOC Code		T	
	34	SIMON Julia			FRA	

Legend:

= Equal sign indicates that two or more competitors share the same rank T Total penalties



Final Results - Competition Data Summary

Risultati definitivi - Riepilogo dati relativi alla gara / Endgültige Ergebnisse - Zusammenfassung der Wettkampfdaten
Résultats définitifs - synthèse des données de compétition

Participation

Number of Entries:	30
Did Not Start:	0
Did Not Finish:	1
Disqualified:	0
Disqualified for unsportsmanlike behaviour:	0
Ranked:	29

Weather Conditions	30 min before Start	At Start Time	30 min after Start	At End Time
Weather	Sunny intervals	Sunny intervals	Sunny intervals	Sunny intervals
Snow Condition	Hard packed variable	Hard packed variable	Hard packed variable	Hard packed variable
Snow Temperature	0.0°C	0.0°C	0.0°C	0.0°C
Air Temperature	2.4°C	3.5°C	2.5°C	2.6°C
Humidity	47%	41%	44%	46%
Wind Direction/Speed	NE / 1.6 m/s	NE / 2.1 m/s	NE / 3.4 m/s	SE / 3.1 m/s

Jury Information

Technical Delegate - Chairman	VASSALLO Christophe (IBU)
Assistant Technical Delegate	OEBERG Ulrika (IBU)
Competition Chief	KIRCHER Georg (ITA)
Member	KRISTIANSEN Egil (NOR)
Member	AUCHENTALLER Armin (USA)

Course Information

2852m+2977m+2977m+2977m+3244m yellow

Total Course Length	15027m
Height Difference	28m
Maximum Climb	15m
Total Climb	560m

Jury Decisions

No Decisions

Technical Delegate

VASSALLO Christophe (IBU)

Legend:

NE North-East

SE South-East



Results

Risultati / Ergebnisse / Résultats

Rank	Bib	Name	NOC Code	P	P	S	S	T	Result / Behind
1	10	DALE-SKJEVDAL Johannes	NOR	0	0	0	0	0	39:17.1
2	6	LAEGREID Sturla Holm	NOR	0	0	1	0	1	+10.5
3	2	FILLON MAILLET Quentin	FRA	1	0	2	1	4	+25.6
4	16	HORN Philipp	GER	0	0	0	1	1	+35.5
5	5	CHRISTIANSEN Vetle Sjaastad	NOR	0	0	2	1	3	+1:48.1
6	27	KRCMAR Michal	CZE	0	0	1	4	5	+2:03.6
7	12	NAWRATH Philipp	GER	0	1	1	3	5	+2:05.3
8	1	BOTN Johan-Olav	NOR	1	2	0	2	5	+2:07.4
9	21	INVENIUS Otto	FIN	0	0	3	2	5	+2:24.7
10	20	MANDZYN Vitalii	UKR	0	0	2	3	5	+2:30.7
11	26	BURKHALTER Joscha	SUI	1	0	1	0	2	+2:32.0
12	7	JACQUELIN Emilien	FRA	0	1	4	1	6	+2:39.6
13	24	STALDER Sebastian	SUI	0	0	1	0	1	+2:49.9
14	14	HIIDENSALO Olli	FIN	0	1	2	1	4	+2:51.9
15	15	HARJULA Tuomas	FIN	0	0	2	1	3	+2:58.9
16	19	FAK Jakov	SLO	0	0	1	0	1	+3:06.1
17	17	PIDRUCHNYI Dmytro	UKR	2	0	2	1	5	+3:14.6
18	9	SAMUELSSON Sebastian	SWE	0	2	1	1	4	+3:35.0
19	18	HORNIG Vitezslav	CZE	2	0	1	2	5	+3:38.9
20	4	PERROT Eric	FRA	1	2	3	1	7	+3:44.4
21	3	PONSILUOMA Martin	SWE	2	3	1	1	7	+3:46.7
22	22	SEPPALA Tero	FIN	0	3	2	2	7	+3:53.0
23	23	ZOBEL David	GER	0	2	4	1	7	+4:32.4
24	29	HARTWEG Niklas	SUI	1	1	3	1	6	+4:50.4
25	13	HOFER Lukas	ITA	1	1	4	2	8	+4:52.4
26	30	NELIN Jesper	SWE	0	1	3	3	7	+5:00.2
27	25	CLAUDE Fabien	FRA	3	1	4	1	9	+5:56.6
28	28	ROMANIN Nicola	ITA	2	2	2	2	8	+5:56.9
29	11	WRIGHT Campbell	USA	0	1	5	1	7	+5:56.9

Did Not Finish

8	GIACOMEL Tommaso	ITA	0	0
---	------------------	-----	---	---

Legend:

P	Prone	S	Standing	T	Total penalties
---	-------	---	----------	---	-----------------



Competition Analysis

Analisi della gara / Wettkampfanalyse / Analyses de l'épreuve

Rank	Bib	Name	NOC Code		T		Result		Behind	Rank						
		Loop 1		Loop 2		Loop 3		Loop 4		Loop 5						
		Time	Rank	Time	Rank	Time	Rank	Time	Rank	Time	Rank					
1	10	DALE-SKJEVDAL Johannes	NOR						0	39:17.1	0.0	1				
Cumulative Time	7:30.1	+8.6	6	15:17.3	+1.4	4	23:17.6	0.0	1	31:12.7	0.0	1	39:17.1	0.0	1	
Loop Time	7:30.1	+8.6	6	7:47.2	+6.2	4	8:00.3	+0.1	2	7:55.1	+0.5	2	8:04.4	+25.2	14	
Shooting	0	26.8	+3.5	14	0	29.1	+5.3	15	0	33.2	+13.0	16	0	24.6	+7.1	20
Range Time	48.0	+4.8	17	51.3	+6.3	17	53.8	+12.3	12	48.2	+7.3	21				
Course Time	6:35.3	+5.2	8	6:49.4	+12.0	5	6:59.7	+12.2	=4	6:59.8	+0.7	2	8:04.4	+25.2	14	
Penalty Time	6.8			6.5			6.8			7.1						
2	6	LAEGREID Sturla Holm	NOR						1	39:27.6	+10.5	2				
Cumulative Time	7:29.6	+8.1	5	15:16.6	+0.7	=2	23:39.0	+21.4	3	31:33.6	+20.9	2	39:27.6	+10.5	2	
Loop Time	7:29.6	+8.1	5	7:47.0	+6.0	3	8:22.4	+22.2	7	7:54.6	0.0	1	7:54.0	+14.8	2	
Shooting	0	30.4	+7.1	26	0	30.0	+6.2	=18	1	32.2	+12.0	=13	0	24.0	+6.5	18
Range Time	51.3	+8.1	28	50.9	+5.9	16	52.0	+10.5	11	44.1	+3.2	16				
Course Time	6:31.2	+1.1	2	6:48.6	+11.2	4	6:59.7	+12.2	=4	7:03.5	+4.4	3	7:54.0	+14.8	2	
Penalty Time	7.1			7.5			30.6			6.9						
3	2	FILLON MAILLET Quentin	FRA						4	39:42.7	+25.6	3				
Cumulative Time	7:49.0	+27.5	20	15:30.0	+14.1	9	23:51.7	+34.1	5	32:03.5	+50.8	4	39:42.7	+25.6	3	
Loop Time	7:49.0	+27.5	20	7:41.0	0.0	1	8:21.7	+21.5	6	8:11.8	+17.2	3	7:39.2	0.0	1	
Shooting	1	29.3	+6.0	24	0	28.3	+4.5	11	2	20.2	0.0	1	1	23.9	+6.4	17
Range Time	50.0	+6.8	24	49.9	+4.9	=12	41.5	0.0	1	43.6	+2.7	=13				
Course Time	6:30.1	0.0	1	6:45.1	+7.7	2	6:47.5	0.0	1	6:59.1	0.0	1	7:39.2	0.0	1	
Penalty Time	28.8			5.9			52.7			29.0						
4	16	HORN Philipp	GER						1	39:52.6	+35.5	4				
Cumulative Time	7:37.4	+15.9	15	15:28.8	+12.9	8	23:29.0	+11.4	2	31:57.2	+44.5	3	39:52.6	+35.5	4	
Loop Time	7:37.4	+15.9	15	7:51.4	+10.4	6	8:00.2	0.0	1	8:28.2	+33.6	4	7:55.4	+16.2	4	
Shooting	0	31.2	+7.9	27	0	29.6	+5.8	17	0	33.9	+13.7	18	1	22.4	+4.9	12
Range Time	50.9	+7.7	27	51.9	+6.9	19	54.1	+12.6	=14	43.8	+2.9	15				
Course Time	6:40.8	+10.7	16	6:53.9	+16.5	=11	6:59.9	+12.4	6	7:14.2	+15.1	8	7:55.4	+16.2	4	
Penalty Time	5.7			5.6			6.2			30.1						
5	5	CHRISTIANSEN Vetle Sjaastad	NOR						3	41:05.2	+1:48.1	5				
Cumulative Time	7:28.4	+6.9	3	15:17.9	+2.0	5	24:00.8	+43.2	6	32:35.4	+1:22.7	5	41:05.2	+1:48.1	5	
Loop Time	7:28.4	+6.9	3	7:49.5	+8.5	5	8:42.9	+42.7	8	8:34.6	+40.0	5	8:29.8	+50.6	22	
Shooting	0	28.5	+5.2	=21	0	30.8	+7.0	21	2	32.2	+12.0	=13	1	32.3	+14.8	28
Range Time	48.7	+5.5	22	52.5	+7.5	22	51.9	+10.4	10	52.8	+11.9	28				
Course Time	6:33.4	+3.3	5	6:50.4	+13.0	7	7:00.1	+12.6	7	7:12.5	+13.4	7	8:29.8	+50.6	22	
Penalty Time	6.3			6.5			50.9			29.3						
6	27	KRCMAR Michal	CZE						5	41:20.7	+2:03.6	6				
Cumulative Time	7:40.4	+18.9	19	15:32.7	+16.8	10	23:50.7	+33.1	4	33:25.0	+2:12.3	7	41:20.7	+2:03.6	6	
Loop Time	7:40.4	+18.9	19	7:52.3	+11.3	7	8:18.0	+17.8	5	9:34.3	+1:39.7	28	7:55.7	+16.5	5	
Shooting	0	32.8	+9.5	=29	0	35.1	+11.3	27	1	29.6	+9.4	=6	4	23.8	+6.3	=15
Range Time	50.3	+7.1	26	56.5	+11.5	=26	51.5	+10.0	9	45.9	+5.0	18				
Course Time	6:44.8	+14.7	24	6:50.3	+12.9	6	6:57.6	+10.1	3	7:09.5	+10.4	6	7:55.7	+16.5	5	
Penalty Time	5.2			5.5			28.9			1:38.8						
7	12	NAWRATH Philipp	GER						5	41:22.4	+2:05.3	7				
Cumulative Time	7:36.5	+15.0	13	15:55.2	+39.3	14	24:09.0	+51.4	7	33:23.3	+2:10.6	6	41:22.4	+2:05.3	7	
Loop Time	7:36.5	+15.0	13	8:18.7	+37.7	17	8:13.8	+13.6	4	9:14.3	+1:19.7	23	7:59.1	+19.9	8	
Shooting	0	32.8	+9.5	=29	1	34.9	+11.1	26	1	30.1	+9.9	8	3	27.6	+10.1	25
Range Time	54.7	+11.5	30	58.0	+13.0	28	51.3	+9.8	=7	49.1	+8.2	=23				
Course Time	6:35.8	+5.7	9	6:53.9	+16.5	=11	6:54.2	+6.7	2	7:05.3	+6.2	4	7:59.1	+19.9	8	
Penalty Time	5.9			26.8			28.2			1:19.8						
8	1	BOTN Johan-Olav	NOR						5	41:24.5	+2:07.4	8				
Cumulative Time	7:51.4	+29.9	21	16:24.6	+1:08.7	23	24:35.7	+1:18.1	9	33:29.8	+2:17.1	8	41:24.5	+2:07.4	8	
Loop Time	7:51.4	+29.9	21	8:33.2	+52.2	23	8:11.1	+10.9	3	8:54.1	+59.5	14	7:54.7	+15.5	3	
Shooting	1	28.6	+5.3	23	2	33.4	+9.6	24	0	38.9	+18.7	21	2	32.5	+15.0	29
Range Time	49.5	+6.3	23	53.0	+8.0	24	59.1	+17.6	20	55.5	+14.6	29				
Course Time	6:32.1	+2.0	3	6:46.1	+8.7	3	7:05.9	+18.4	10	7:06.8	+7.7	5	7:54.7	+15.5	3	
Penalty Time	29.8			54.1			6.0			51.8						



Competition Analysis

Analisi della gara / Wettkampfanalyse / Analyses de l'épreuve

Rank	Bib	Name	NOC Code		T															
Loop 1		Loop 2		Loop 3		Loop 4		Loop 5		Result	Behind	Rank								
Time	Rank	Time	Rank	Time	Rank	Time	Rank	Time	Rank											
9	21	INVENIUS Otto	FIN		5		41:41.8		+2:24.7		9									
Cumulative Time	7:26.9	+5.4	2	15:23.3	+7.4	6	24:42.1	+1:24.5	10	33:42.8	+2:30.1	9	41:41.8	+2:24.7	9					
Loop Time	7:26.9	+5.4	2	7:56.4	+15.4	10	9:18.8	+1:18.6	18	9:00.7	+1:06.1	18	7:59.0	+19.8	7					
Shooting	0	23.3	0.0	1	0	26.2	+2.4	4	3	29.6	+9.4	=6	2	28.4	+10.9	26	5	1:47.6	+17.6	6
Range Time	45.1	+1.9	3	47.7	+2.7	5	50.5	+9.0	5	50.7	+9.8	26						3:14.0	+15.7	7
Course Time	6:36.2	+6.1	10	7:02.7	+25.3	17	7:09.2	+21.7	12	7:16.2	+17.1	9	7:59.0	+19.8	7			36:03.3	+1:22.3	10
Penalty Time	5.6			5.9			1:19.0			53.7								2:24.3		
10	20	MANDZYN Vitalii	UKR		5		41:47.8		+2:30.7		10									
Cumulative Time	7:35.4	+13.9	11	15:28.4	+12.5	7	24:18.6	+1:01.0	8	33:45.8	+2:33.1	11	41:47.8	+2:30.7	10					
Loop Time	7:35.4	+13.9	11	7:53.0	+12.0	8	8:50.2	+50.0	=9	9:27.2	+1:32.6	27	8:02.0	+22.8	11					
Shooting	0	24.3	+1.0	=4	0	31.0	+7.2	22	2	33.5	+13.3	17	3	29.5	+12.0	27	5	1:58.5	+28.5	18
Range Time	46.5	+3.3	9	52.3	+7.3	21	55.2	+13.7	17	51.3	+10.4	27						3:25.3	+27.0	20
Course Time	6:43.1	+13.0	21	6:53.7	+16.3	10	7:01.2	+13.7	8	7:16.7	+17.6	10	8:02.0	+22.8	11			35:56.7	+1:15.7	8
Penalty Time	5.7			6.9			53.8			1:19.2								2:25.7		
11	26	BURKHALTER Joscha	SUI		2		41:49.1		+2:32.0		11									
Cumulative Time	7:57.8	+36.3	23	16:07.9	+52.0	18	25:08.2	+1:50.6	13	33:45.0	+2:32.3	10	41:49.1	+2:32.0	11					
Loop Time	7:57.8	+36.3	23	8:10.1	+29.1	14	9:00.3	+1:00.1	11	8:36.8	+42.2	=6	8:04.1	+24.9	13					
Shooting	1	24.3	+1.0	=4	0	26.3	+2.5	5	1	36.6	+16.4	19	0	20.4	+2.9	5	2	1:47.7	+17.7	7
Range Time	44.6	+1.4	2	45.9	+0.9	4	57.6	+16.1	19	40.9	0.0	1						3:09.0	+10.7	4
Course Time	6:45.3	+15.2	25	7:18.4	+41.0	28	7:31.8	+44.3	21	7:49.7	+50.6	28	8:04.1	+24.9	13			37:29.3	+2:48.3	22
Penalty Time	27.8			5.7			30.9			6.2								1:10.8		
12	7	JACQUELIN Emilien	FRA		6		41:56.7		+2:39.6		12									
Cumulative Time	7:21.5	0.0	1	15:16.6	+0.7	=2	24:54.6	+1:37.0	11	33:46.5	+2:33.8	=12	41:56.7	+2:39.6	12					
Loop Time	7:21.5	0.0	1	7:55.1	+14.1	9	9:38.0	+1:37.8	23	8:51.9	+57.3	13	8:10.2	+31.0	16					
Shooting	0	23.4	+0.1	2	1	23.8	0.0	1	4	25.2	+5.0	3	1	17.5	0.0	1	6	1:30.0	0.0	1
Range Time	43.2	0.0	1	45.4	+0.4	2	48.3	+6.8	4	41.4	+0.5	=2						2:58.3	0.0	1
Course Time	6:32.5	+2.4	4	6:37.4	0.0	1	7:01.9	+14.4	9	7:40.9	+41.8	19	8:10.2	+31.0	16			36:02.9	+1:21.9	9
Penalty Time	5.8			32.3			1:47.7			29.5								2:55.4		
13	24	STALDER Sebastian	SUI		1		42:07.0		+2:49.9		13									
Cumulative Time	7:38.7	+17.2	17	15:53.4	+37.5	13	25:07.9	+1:50.3	12	33:46.5	+2:33.8	=12	42:07.0	+2:49.9	13					
Loop Time	7:38.7	+17.2	17	8:14.7	+33.7	16	9:14.5	+1:14.3	16	8:38.6	+44.0	9	8:20.5	+41.3	20					
Shooting	0	27.2	+3.9	16	0	30.3	+6.5	20	1	42.9	+22.7	25	0	20.1	+2.6	4	1	2:00.8	+30.8	21
Range Time	46.9	+3.7	=11	52.9	+7.9	23	1:04.9	+23.4	27	42.6	+1.7	7						3:27.3	+29.0	23
Course Time	6:46.0	+15.9	26	7:15.3	+37.9	27	7:38.6	+51.1	28	7:49.3	+50.2	27	8:20.5	+41.3	20			37:49.7	+3:08.7	24
Penalty Time	5.7			6.4			31.0			6.6								49.8		
14	14	HIIDENSALO Olli	FIN		4		42:09.0		+2:51.9		14									
Cumulative Time	7:37.2	+15.7	14	15:59.4	+43.5	15	25:17.6	+2:00.0	15	34:12.5	+2:59.8	15	42:09.0	+2:51.9	14					
Loop Time	7:37.2	+15.7	14	8:22.2	+41.2	19	9:18.2	+1:18.0	17	8:54.9	+1:00.3	15	7:56.5	+17.3	6					
Shooting	0	25.8	+2.5	12	1	28.9	+5.1	14	2	30.3	+10.1	9	1	22.3	+4.8	11	4	1:47.4	+17.4	5
Range Time	47.0	+3.8	=14	50.3	+5.3	14	51.3	+9.8	=7	42.9	+2.0	9						3:11.5	+13.2	6
Course Time	6:43.9	+13.8	23	7:01.6	+24.2	15	7:32.1	+44.6	22	7:41.0	+41.9	20	7:56.5	+17.3	6			36:55.1	+2:14.1	15
Penalty Time	6.2			30.3			54.8			30.9								2:02.3		
15	15	HARJULA Tuomas	FIN		3		42:16.0		+2:58.9		15									
Cumulative Time	7:35.1	+13.6	10	15:42.2	+26.3	11	25:17.2	+1:59.6	14	34:13.0	+3:00.3	16	42:16.0	+2:58.9	15					
Loop Time	7:35.1	+13.6	10	8:07.1	+26.1	13	9:35.0	+1:34.8	21	8:55.8	+1:01.2	16	8:03.0	+23.8	12					
Shooting	0	25.0	+1.7	9	0	28.4	+4.6	=12	2	49.0	+28.8	29	1	21.5	+4.0	8	3	2:04.0	+34.0	=23
Range Time	45.7	+2.5	=5	49.9	+4.9	=12	1:11.4	+29.9	29	42.7	+1.8	8						3:29.7	+31.4	25
Course Time	6:43.5	+13.4	22	7:10.9	+33.5	24	7:28.3	+40.8	19	7:42.1	+43.0	22	8:03.0	+23.8	12			37:07.8	+2:26.8	18
Penalty Time	5.9			6.3			55.2			30.9								1:38.4		
16	19	FAK Jakob	SLO		1		42:23.2		+3:06.1		16									
Cumulative Time	7:39.2	+17.7	18	16:06.4	+50.5	17	25:30.4	+2:12.8	19	34:07.2	+2:54.5	14	42:23.2	+3:06.1	16					
Loop Time	7:39.2	+17.7	18	8:27.2	+46.2	20	9:24.0	+1:23.8	20	8:36.8	+42.2	=6	8:16.0	+36.8	19					
Shooting	0	24.5	+1.2	=6	0	28.4	+4.6	=12	1	47.4	+27.2	28	0	24.1	+6.6	19	1	2:04.5	+34.5	25
Range Time	45.7	+2.5	=5	49.2	+4.2	=7	1:08.2	+26.7	28	46.2	+5.3	19						3:29.3	+31.0	24
Course Time	6:47.6	+17.5	30	7:31.7	+54.3	30	7:44.7	+57.2	29	7:44.3	+45.2	23	8:16.0	+36.8	19			38:04.3	+3:23.3	26
Penalty Time	5.8			6.3			31.0			6.3								49.5		



Competition Analysis

Analisi della gara / Wettkampfanalyse / Analyses de l'épreuve

Rank	Bib	Name	NOC Code		T													
		Loop 1		Loop 2		Loop 3		Loop 4		Loop 5		Result	Behind	Rank				
		Time	Rank	Time	Rank	Time	Rank	Time	Rank	Time	Rank							
17	17	PIDRUCHNYI Dmytro	UKR		5		42:31.7		+3:14.6		17							
Cumulative Time	8:17.6	+56.1	27	16:22.0	+1:06.1	21	25:26.5	+2:08.9	17	34:17.6	+3:04.9	17	42:31.7	+3:14.6	17			
Loop Time	8:17.6	+56.1	27	8:04.4	+23.4	11	9:04.5	+1:04.3	13	8:51.1	+56.5	11	8:14.1	+34.9	17			
Shooting	2	26.3	+3.0	13	0	27.3	+3.5	=7	2	31.8	+11.6	=11	1	22.5	+5.0	13		
Range Time	46.9	+3.7	=11	49.7	+4.7	10	54.3	+12.8	16	43.6	+2.7	=13				8		
Course Time	6:40.3	+10.2	15	7:08.4	+31.0	21	7:15.9	+28.4	15	7:38.8	+39.7	18	8:14.1	+34.9	17	36:57.5	+2:16.5	16
Penalty Time	50.4			6.3			54.3			28.6						2:19.7		
18	9	SAMUELSSON Sebastian	SWE		4		42:52.1		+3:35.0		18							
Cumulative Time	7:34.5	+13.0	8	16:19.6	+1:03.7	20	25:29.7	+2:12.1	18	34:29.8	+3:17.1	18	42:52.1	+3:35.0	18			
Loop Time	7:34.5	+13.0	8	8:45.1	+1:04.1	26	9:10.1	+1:09.9	14	9:00.1	+1:05.5	17	8:22.3	+43.1	21			
Shooting	0	24.1	+0.8	3	2	28.1	+4.3	10	1	46.7	+26.5	27	1	20.6	+3.1	6		
Range Time	46.3	+3.1	8	49.2	+4.2	=7	1:04.6	+23.1	26	43.4	+2.5	=11				3:23.5	+25.2	17
Course Time	6:42.1	+12.0	18	7:01.7	+24.3	16	7:35.8	+48.3	26	7:45.9	+46.8	24	8:22.3	+43.1	21	37:27.8	+2:46.8	21
Penalty Time	6.1			54.2			29.7			30.7						2:00.8		
19	18	HORNIG Vitezslav	CZE		5		42:56.0		+3:38.9		19							
Cumulative Time	8:18.1	+56.6	28	16:23.3	+1:07.4	22	25:24.8	+2:07.2	16	34:41.4	+3:28.7	19	42:56.0	+3:38.9	19			
Loop Time	8:18.1	+56.6	28	8:05.2	+24.2	12	9:01.5	+1:01.3	12	9:16.6	+1:22.0	24	8:14.6	+35.4	18			
Shooting	2	27.7	+4.4	19	0	27.3	+3.5	=7	1	41.8	+21.6	24	2	19.4	+1.9	2		
Range Time	48.2	+5.0	=18	48.4	+3.4	6	1:03.6	+22.1	23	41.4	+0.5	=2				3:21.6	+23.3	15
Course Time	6:39.9	+9.8	14	7:10.6	+33.2	23	7:27.2	+39.7	18	7:41.3	+42.2	21	8:14.6	+35.4	18	37:13.6	+2:32.6	20
Penalty Time	50.0			6.1			30.6			53.8						2:20.6		
20	4	PERROT Eric	FRA		7		43:01.5		+3:44.4		20							
Cumulative Time	7:52.6	+31.1	22	16:46.6	+1:30.7	26	26:22.7	+3:05.1	23	35:02.0	+3:49.3	20	43:01.5	+3:44.4	20			
Loop Time	7:52.6	+31.1	22	8:54.0	+1:13.0	27	9:36.1	+1:35.9	22	8:39.3	+44.7	10	7:59.5	+20.3	9			
Shooting	1	28.2	+4.9	20	2	33.9	+10.1	25	3	31.8	+11.6	=11	1	20.0	+2.5	3		
Range Time	48.2	+5.0	=18	54.9	+9.9	25	57.3	+15.8	18	41.7	+0.8	4				3:22.1	+23.8	16
Course Time	6:34.1	+4.0	6	7:03.3	+25.9	18	7:15.7	+28.2	14	7:26.5	+27.4	14	7:59.5	+20.3	9	36:19.1	+1:38.1	13
Penalty Time	30.3			55.8			1:23.0			31.1						3:20.3		
21	3	PONSILUOMA Martin	SWE		7		43:03.8		+3:46.7		21							
Cumulative Time	8:12.9	+51.4	26	17:34.8	+2:18.9	29	26:25.0	+3:07.4	25	35:02.8	+3:50.1	21	43:03.8	+3:46.7	21			
Loop Time	8:12.9	+51.4	26	9:21.9	+1:40.9	30	8:50.2	+50.0	=9	8:37.8	+43.2	8	8:01.0	+21.8	10			
Shooting	2	27.0	+3.7	15	3	31.3	+7.5	23	1	27.2	+7.0	4	1	20.7	+3.2	7		
Range Time	47.0	+3.8	=14	52.1	+7.1	20	47.6	+6.1	3	42.0	+1.1	5				3:08.7	+10.4	3
Course Time	6:34.6	+4.5	7	7:12.7	+35.3	25	7:31.4	+43.9	20	7:25.4	+26.3	13	8:01.0	+21.8	10	36:45.1	+2:04.1	14
Penalty Time	51.3			1:17.0			31.1			30.4						3:10.0		
22	22	SEPPALA Tero	FIN		7		43:10.1		+3:53.0		22							
Cumulative Time	7:36.3	+14.8	12	16:47.1	+1:31.2	27	26:00.7	+2:43.1	20	35:05.6	+3:52.9	22	43:10.1	+3:53.0	22			
Loop Time	7:36.3	+14.8	12	9:10.8	+1:29.8	28	9:13.6	+1:13.4	15	9:04.9	+1:10.3	21	8:04.5	+25.3	15			
Shooting	0	25.2	+1.9	10	3	36.3	+12.5	28	2	40.5	+20.3	23	2	26.7	+9.2	24		
Range Time	47.4	+4.2	16	58.9	+13.9	30	1:04.0	+22.5	24	49.1	+8.2	=23				3:39.4	+41.1	29
Course Time	6:42.9	+12.8	20	6:53.6	+16.2	9	7:14.5	+27.0	13	7:21.8	+22.7	11	8:04.5	+25.3	15	36:17.3	+1:36.3	12
Penalty Time	6.0			1:18.2			55.0			54.0						3:13.4		
23	23	ZOBEL David	GER		7		43:49.5		+4:32.4		23							
Cumulative Time	7:34.2	+12.7	7	16:18.1	+1:02.2	19	26:17.5	+2:59.9	22	35:09.0	+3:56.3	23	43:49.5	+4:32.4	23			
Loop Time	7:34.2	+12.7	7	8:43.9	+1:02.9	25	9:59.4	+1:59.2	28	8:51.5	+56.9	12	8:40.5	+1:01.3	25			
Shooting	0	27.5	+4.2	17	2	27.9	+4.1	9	4	28.2	+8.0	5	1	25.9	+8.4	22		
Range Time	46.9	+3.7	=11	50.8	+5.8	15	50.9	+9.4	6	47.8	+6.9	20				3:16.4	+18.1	10
Course Time	6:41.6	+11.5	17	6:57.8	+20.4	13	7:20.3	+32.8	17	7:32.3	+33.2	16	8:40.5	+1:01.3	25	37:12.5	+2:31.5	19
Penalty Time	5.6			55.2			1:48.2			31.3						3:20.5		
24	29	HARTWEG Niklas	SUI		6		44:07.5		+4:50.4		24							
Cumulative Time	8:02.8	+41.3	25	16:38.4	+1:22.5	25	26:28.6	+3:11.0	26	35:37.0	+4:24.3	25	44:07.5	+4:50.4	24			
Loop Time	8:02.8	+41.3	25	8:35.6	+54.6	24	9:50.2	+1:50.0	24	9:08.4	+1:13.8	22	8:30.5	+51.3	23			
Shooting	1	29.6	+6.3	25	1	30.0	+6.2	=18	3	32.5	+12.3	15	1	26.5	+9.0	23		
Range Time	50.2	+7.0	25	51.5	+6.5	18	54.1	+12.6	=14	49.2	+8.3	25				3:25.0	+26.7	19
Course Time	6:46.1	+16.0	27	7:13.9	+36.5	26	7:32.6	+45.1	23	7:47.2	+48.1	25	8:30.5	+51.3	23	37:50.3	+3:09.3	25
Penalty Time	26.5			30.1			1:23.4			32.0						2:52.1		



Competition Analysis

Analisi della gara / Wettkampfanalyse / Analyses de l'épreuve

Rank	Bib	Name	NOC Code		T															
		Loop 1		Loop 2		Loop 3		Loop 4		Loop 5		Result		Behind		Rank				
		Time	Rank	Time	Rank	Time	Rank	Time	Rank	Time	Rank									
25	13	HOFER Lukas	ITA		8		44:09.5		+4:52.4		25									
Cumulative Time	7:58.3	+36.8	24	16:31.2	+1:15.3	24	26:24.4	+3:06.8	24	35:26.0	+4:13.3	24	44:09.5		+4:52.4		25			
Loop Time	7:58.3	+36.8	24	8:32.9	+51.9	22	9:53.2	+1:53.0	25	9:01.6	+1:07.0	20	8:43.5	+1:04.3	26					
Shooting	1	31.6	+8.3	28	1	37.6	+13.8	30	4	43.6	+23.4	26	2	23.4	+5.9	14	8	2:16.3	+46.3	29
Range Time	53.0	+9.8	29	56.5	+11.5	=26	1:04.4	+22.9	25	43.4	+2.5	=11	3:37.3		+39.0		28			
Course Time	6:37.2	+7.1	13	7:06.8	+29.4	20	7:06.3	+18.8	11	7:24.1	+25.0	12	8:43.5	+1:04.3	26	36:57.9		+2:16.9	17	
Penalty Time	28.0			29.5			1:42.5			54.1			3:34.3							
26	30	NELIN Jesper	SWE		7		44:17.3		+5:00.2		26									
Cumulative Time	7:37.8	+16.3	16	16:06.3	+50.4	16	26:01.1	+2:43.5	21	35:41.3	+4:28.6	26	44:17.3		+5:00.2		26			
Loop Time	7:37.8	+16.3	16	8:28.5	+47.5	21	9:54.8	+1:54.6	26	9:40.2	+1:45.6	29	8:36.0	+56.8	24					
Shooting	0	24.5	+1.2	=6	1	27.0	+3.2	6	3	38.8	+18.6	20	3	25.6	+8.1	21	7	1:56.1	+26.1	14
Range Time	45.5	+2.3	4	49.8	+4.8	11	1:02.0	+20.5	22	48.8	+7.9	22	3:26.1		+27.8		22			
Course Time	6:46.8	+16.7	28	7:08.9	+31.5	22	7:34.0	+46.5	25	7:29.9	+30.8	15	8:36.0	+56.8	24	37:35.6		+2:54.6	23	
Penalty Time	5.5			29.8			1:18.8			1:21.5			3:15.7							
27	25	CLAUDE Fabien	FRA		9		45:13.7		+5:56.6		27									
Cumulative Time	8:37.8	+1:16.3	30	16:58.0	+1:42.1	28	26:53.1	+3:35.5	28	35:54.6	+4:41.9	27	45:13.7		+5:56.6		27			
Loop Time	8:37.8	+1:16.3	30	8:20.2	+39.2	18	9:55.1	+1:54.9	27	9:01.5	+1:06.9	19	9:19.1	+1:39.9	29					
Shooting	3	28.5	+5.2	=21	1	24.4	+0.6	2	4	30.7	+10.5	10	1	22.0	+4.5	9	9	1:45.8	+15.8	3
Range Time	48.6	+5.4	=20	45.0	0.0	1	53.9	+12.4	13	43.3	+2.4	10	3:10.8		+12.5		5			
Course Time	6:36.8	+6.7	12	7:06.4	+29.0	19	7:16.0	+28.5	16	7:47.3	+48.2	26	9:19.1	+1:39.9	29	38:05.6		+3:24.6	27	
Penalty Time	1:12.3			28.7			1:45.1			30.9			3:57.2							
28	28	ROMANIN Nicola	ITA		8		45:14.0		+5:56.9		28									
Cumulative Time	8:27.8	+1:06.3	29	17:43.5	+2:27.6	30	27:04.0	+3:46.4	29	36:20.7	+5:08.0	29	45:14.0		+5:56.9		28			
Loop Time	8:27.8	+1:06.3	29	9:15.7	+1:34.7	29	9:20.5	+1:20.3	19	9:16.7	+1:22.1	25	8:53.3	+1:14.1	27					
Shooting	2	27.6	+4.3	18	2	36.8	+13.0	29	2	24.8	+4.6	2	2	23.8	+6.3	=15	8	1:53.2	+23.2	11
Range Time	48.6	+5.4	=20	58.2	+13.2	29	46.3	+4.8	2	45.7	+4.8	17	3:18.8		+20.5		12			
Course Time	6:47.1	+17.0	29	7:22.2	+44.8	29	7:37.8	+50.3	27	7:35.9	+36.8	17	8:53.3	+1:14.1	27	38:16.3		+3:35.3	28	
Penalty Time	52.1			55.3			56.3			55.0			3:38.8							
29	11	WRIGHT Campbell	USA		7		45:14.0		+5:56.9		29									
Cumulative Time	7:35.0	+13.5	9	15:48.5	+32.6	12	26:36.9	+3:19.3	27	35:55.0	+4:42.3	28	45:14.0		+5:56.9		29			
Loop Time	7:35.0	+13.5	9	8:13.5	+32.5	15	10:48.4	+2:48.2	29	9:18.1	+1:23.5	26	9:19.0	+1:39.8	28					
Shooting	0	25.6	+2.3	11	1	25.5	+1.7	3	5	39.1	+18.9	22	1	22.1	+4.6	10	7	1:52.5	+22.5	10
Range Time	46.6	+3.4	10	45.8	+0.8	3	1:00.9	+19.4	21	42.1	+1.2	6	3:15.4		+17.1		9			
Course Time	6:42.5	+12.4	19	6:58.5	+21.1	14	7:33.4	+45.9	24	8:05.1	+1:06.0	29	9:19.0	+1:39.8	28	38:38.5		+3:57.5	29	
Penalty Time	5.8			29.2			2:14.1			30.9			3:20.1							
Did Not Finish																				
8	GIACOMEL Tommaso		ITA																	
Cumulative Time	7:29.0	+7.5	4	15:15.9	0.0	1														
Loop Time	7:29.0	+7.5	4	7:46.9	+5.9	2														
Shooting	0	24.9	+1.6	8	0	29.3	+5.5	16												
Range Time	46.2	+3.0	7	49.5	+4.5	9														
Course Time	6:36.4	+6.3	11	6:51.0	+13.6	8														
Penalty Time	6.4			6.4																

Legend:

= Equal sign indicates that two or more competitors share the same rank T Total penalties



SAT 21 FEB 2026

Start Time 14:15

End Time 14:58

Final Results - Competition Data Summary

Risultati definitivi - Riepilogo dati relativi alla gara / Endgültige Ergebnisse - Zusammenfassung der Wettkampfdaten
Résultats définitifs - synthèse des données de compétition

Participation

Number of Entries:	30
Did Not Start:	0
Did Not Finish:	0
Disqualified:	0
Disqualified for unsportsmanlike behaviour:	0
Ranked:	30

Weather Conditions	30 min before Start	At Start Time	30 min after Start	At End Time
Weather	Snow	Snow	Snow	Snow
Snow Condition	Hard packed	Hard packed	Hard packed	Hard packed
Snow Temperature	-0.2°C	-0.2°C	-0.1°C	-0.2°C
Air Temperature	0.8°C	0.7°C	0.5°C	0.5°C
Humidity	79%	79%	81%	81%
Wind Direction/Speed	NE / 0.7 m/s	NE / 0.8 m/s	NW / 0.3 m/s	S / 0.5 m/s

Jury Information

Technical Delegate - Chairman	VASSALLO Christophe (IBU)
Assistant Technical Delegate	OEBERG Ulrika (IBU)
Competition Chief	KIRCHER Georg (ITA)
Member	BITTERLING Felix (GER)
Member	TORNEUS-KULSTAD Erik (FIN)

Course Information

2396m+2521m+2521m+2521m+2788m green

Total Course Length	12747m
Height Difference	27m
Maximum Climb	15m
Total Climb	409m

Jury Decisions

No Decisions

Technical Delegate

VASSALLO Christophe (IBU)

Legend:

NE North-East NW North-West S South



SAT 21 FEB 2026

Start Time 14:15

End Time 14:58

Results

Risultati / Ergebnisse / Résultats

Rank	Bib	Name	NOC Code	P	P	S	S	T	Result / Behind
1	5	MICHELON Oceane	FRA	1	0	0	1	2	37:18.1
2	1	SIMON Julia	FRA	0	0	1	0	1	+6.6
3	20	VOBORNIKOVA Tereza	CZE	1	0	0	0	1	+7.4
4	8	MAGNUSSON Anna	SWE	0	0	0	0	0	+26.6
5	12	WIERER Dorothea	ITA	0	1	1	0	2	+30.0
6	10	OEBERG Elvira	SWE	0	0	0	1	1	+31.9
7	16	VOIGT Vanessa	GER	0	0	0	1	1	+36.2
8	21	KNOTTEN Karoline Offigstad	NOR	1	0	1	0	2	+43.8
9	24	ANDEXER Anna	AUT	0	0	1	0	1	+59.2
10	9	OEBERG Hanna	SWE	1	1	1	0	3	+1:03.1
11	29	JAKIELA Joanna	POL	0	1	0	1	2	+1:04.8
12	2	KIRKEEIDE Maren	NOR	1	1	0	2	4	+1:05.3
13	28	JOHANSEN Marthe Krakstad	NOR	0	0	0	1	1	+1:05.4
14	6	HRISTOVA Lora	BUL	0	0	0	2	2	+1:21.9
15	25	SIDOROWICZ Natalia	POL	1	0	1	0	2	+1:25.9
16	4	JEANMONNOT Lou	FRA	0	0	1	2	3	+1:29.6
17	30	HETTICH-WALZ Janina	GER	0	0	2	2	4	+1:41.6
18	3	VITTOZZI Lisa	ITA	1	1	0	2	4	+1:43.5
19	7	MINKKINEN Suvi	FIN	0	0	1	0	1	+1:47.0
20	19	TODOROVA Milena	BUL	0	1	1	3	5	+1:56.3
21	14	BASERGA Amy	SUI	1	0	1	1	3	+2:13.1
22	27	BENDIKA Baiba	LAT	3	1	1	0	5	+2:31.7
23	23	VOLFA Estere	LAT	0	0	2	2	4	+2:32.0
24	17	MEIER Lea	SUI	0	0	2	2	4	+3:00.3
25	18	GESTBLOM Linn	SWE	0	2	1	2	5	+3:04.9
26	15	HAUSER Lisa Theresa	AUT	3	1	1	0	5	+3:08.4
27	11	BRAISAZ-BOUCHET Justine	FRA	0	2	2	2	6	+3:12.2
28	13	PREUSS Franziska	GER	1	1	4	1	7	+3:32.4
29	26	BUENEMANN de BESCHE Anne	DEN	0	0	1	1	2	+4:00.1
30	22	ZUK Kamila	POL	2	3	3	2	10	+6:09.4

Legend:

P Prone S Standing T Total penalties



Competition Analysis

Analisi della gara / Wettkampfanalyse / Analyses de l'épreuve

Rank	Bib	Name	NOC Code		T														
		Loop 1		Loop 2		Loop 3		Loop 4		Loop 5		Result		Behind		Rank			
		Time	Rank	Time	Rank	Time	Rank	Time	Rank	Time	Rank								
1	5	MICHELON Oceane	FRA										2	37:18.1	0.0	1			
Cumulative Time	7:43.3	+28.9	19	15:03.4	+14.7	11	22:22.3	0.0	1	30:16.0	+7.9	4	37:18.1		0.0		1		
Loop Time	7:43.3	+28.9	19	7:20.1	+1.1	2	7:18.9	0.0	1	7:53.7	+27.9	11	7:02.1	0.0	1				
Shooting	1	27.9	+6.5 =19	0	24.1	+1.9 =5	0	20.0	+1.2 =4	1	22.6	+3.2	5	2	1:34.7	+8.4	5		
Range Time	48.9	+6.9	18	48.5	+4.7	8	42.0	0.0	1	43.9	+2.5	3	3:03.3		+8.8		6		
Course Time	6:24.4	+0.9	3	6:25.2	+2.7	3	6:29.8	+5.8	5	6:38.7	+12.1	10	7:02.1	0.0	1	33:00.2		0.0	
Penalty Time	30.0			6.4			7.1			31.1			1:14.6						
2	1	SIMON Julia	FRA										1	37:24.7	+6.6	2			
Cumulative Time	7:14.4	0.0	1	14:48.7	0.0	1	22:47.2	+24.9	8	30:13.0	+4.9	3	37:24.7		+6.6		2		
Loop Time	7:14.4	0.0	1	7:34.3	+15.3	10	7:58.5	+39.6	19	7:25.8	0.0	1	7:11.7	+9.6	2				
Shooting	0	21.7	+0.3	2	22.2	0.0	1	20.0	+1.2 =4	0	22.8	+3.4	7	1	1:26.9	+0.6	2		
Range Time	43.3	+1.3	2	43.8	0.0	1	42.3	+0.3	3	45.1	+3.7	6	2:54.5		0.0		1		
Course Time	6:23.5	0.0	1	6:42.8	+20.3	29	6:43.6	+19.6	26	6:34.4	+7.8	5	7:11.7	+9.6	2	33:36.0		+35.8	
Penalty Time	7.6			7.7			32.5			6.2			54.2						
3	20	VOBORNIKOVA Tereza	CZE										1	37:25.5	+7.4	3			
Cumulative Time	7:50.2	+35.8	26	15:09.2	+20.5	13	22:33.9	+11.6	6	30:08.1	0.0	1	37:25.5		+7.4		3		
Loop Time	7:50.2	+35.8	26	7:19.0	0.0	1	7:24.7	+5.8	3	7:34.2	+8.4	5	7:17.4	+15.3	5				
Shooting	1	29.3	+7.9	23	0	28.5	+6.3	20	0	25.5	+6.7	18	0	29.2	+9.8	24	1	1:52.6	+26.3
Range Time	49.9	+7.9	24	50.3	+6.5 =13		49.9	+7.9	24	51.7	+10.3	26	3:21.8		+27.3		23		
Course Time	6:31.3	+7.8	18	6:22.5	0.0	1	6:28.5	+4.5	4	6:35.9	+9.3	8	7:17.4	+15.3	5	33:15.6		+15.4	
Penalty Time	28.9			6.1			6.3			6.6			48.0						
4	8	MAGNUSSON Anna	SWE										0	37:44.7	+26.6	4			
Cumulative Time	7:22.4	+8.0	5	14:58.5	+9.8	6	22:31.8	+9.5	4	30:09.0	+0.9	2	37:44.7		+26.6		4		
Loop Time	7:22.4	+8.0	5	7:36.1	+17.1	15	7:33.3	+14.4	7	7:37.2	+11.4	6	7:35.7	+33.6	16				
Shooting	0	25.8	+4.4	10	0	26.1	+3.9 =9	0	26.0	+7.2	20	0	30.5	+11.1	27	0	1:48.5	+22.2	18
Range Time	48.2	+6.2	15	50.5	+6.7	16	49.4	+7.4	23	51.3	+9.9	25	3:19.4		+24.9		=21		
Course Time	6:26.9	+3.4	7	6:38.6	+16.1	23	6:36.9	+12.9 =13		6:39.3	+12.7	11	7:35.7	+33.6	16	33:57.4		+57.2	
Penalty Time	7.2			7.0			7.0			6.6			27.9						
5	12	WIERER Dorothea	ITA										2	37:48.1	+30.0	5			
Cumulative Time	7:18.6	+4.2	2	15:13.2	+24.5	16	22:51.3	+29.0	10	30:19.4	+11.3	5	37:48.1		+30.0		5		
Loop Time	7:18.6	+4.2	2	7:54.6	+35.6	25	7:38.1	+19.2	11	7:28.1	+2.3	2	7:28.7	+26.6	12				
Shooting	0	22.4	+1.0	3	1	22.8	+0.6	2	1	19.7	+0.9	3	0	23.6	+4.2	8	2	1:28.7	+2.4
Range Time	44.5	+2.5	3	44.2	+0.4	2	43.0	+1.0	5	46.5	+5.1	11	2:58.2		+3.7		4		
Course Time	6:27.9	+4.4	10	6:39.4	+16.9 =26		6:24.0	0.0	1	6:35.2	+8.6	6	7:28.7	+26.6	12	33:35.2		+35.0	
Penalty Time	6.1			30.9			31.1			6.3			1:14.6						
6	10	OEBERG Elvira	SWE										1	37:50.0	+31.9	6			
Cumulative Time	7:22.2	+7.8	4	14:55.3	+6.6	3	22:24.6	+2.3	2	30:26.7	+18.6	6	37:50.0		+31.9		6		
Loop Time	7:22.2	+7.8	4	7:33.1	+14.1	9	7:29.3	+10.4	6	8:02.1	+36.3	13	7:23.3	+21.2	9				
Shooting	0	28.1	+6.7	22	0	26.2	+4.0	11	0	21.3	+2.5 =6	1	23.9	+4.5	9	1	1:39.7	+13.4	9
Range Time	49.5	+7.5	23	49.0	+5.2	9	43.7	+1.7	7	45.8	+4.4	7	3:08.0		+13.5		8		
Course Time	6:26.0	+2.5	6	6:37.3	+14.8 =20		6:39.0	+15.0	21	6:43.5	+16.9	17	7:23.3	+21.2	9	33:49.1		+48.9	
Penalty Time	6.7			6.8			6.5			32.7			52.8						
7	16	VOIGT Vanessa	GER										1	37:54.3	+36.2	7			
Cumulative Time	7:26.0	+11.6	8	14:57.2	+8.5	5	22:33.8	+11.5	5	30:31.1	+23.0	7	37:54.3		+36.2		7		
Loop Time	7:26.0	+11.6	8	7:31.2	+12.2	6	7:36.6	+17.7	9	7:57.3	+31.5	12	7:23.2	+21.1	8				
Shooting	0	27.6	+6.2	18	0	26.5	+4.3	12	0	27.1	+8.3	22	1	28.8	+9.4 =21		1	1:50.1	+23.8
Range Time	49.3	+7.3	21	50.3	+6.5 =13		51.1	+9.1	25	51.2	+9.8 =23		3:21.9		+27.4		24		
Course Time	6:30.4	+6.9	15	6:34.1	+11.6	13	6:38.7	+14.7	19	6:35.5	+8.9	7	7:23.2	+21.1	8	33:41.9		+41.7	
Penalty Time	6.3			6.7			6.7			30.5			50.4						
8	21	KNOTTEN Karoline Offigstad	NOR										2	38:01.9	+43.8	8			
Cumulative Time	7:45.3	+30.9	21	15:11.6	+22.9	14	23:05.9	+43.6	15	30:38.8	+30.7	8	38:01.9		+43.8		8		
Loop Time	7:45.3	+30.9	21	7:26.3	+7.3	3	7:54.3	+35.4	16	7:32.9	+7.1	4	7:23.1	+21.0	7				
Shooting	1	23.1	+1.7	4	0	27.3	+5.1	15	1	22.8	+4.0	11	0	22.3	+2.9 =3		2	1:35.6	+9.3
Range Time	45.2	+3.2	=4	49.2	+5.4 =10		45.1	+3.1	10	44.9	+3.5	5	3:04.4		+9.9		7		
Course Time	6:31.0	+7.5	17	6:30.8	+8.3	8	6:37.4	+13.4	15	6:41.4	+14.8	13	7:23.1	+21.0	7	33:43.7		+43.5	
Penalty Time	29.0			6.2			31.8			6.6			1:13.7						



SAT 21 FEB 2026

Start Time 14:15

End Time 14:58

Competition Analysis

Analisi della gara / Wettkampfanalyse / Analyses de l'épreuve

Rank	Bib	Name	NOC Code										T			
		Loop 1		Loop 2		Loop 3		Loop 4		Loop 5		Result	Behind	Rank		
		Time	Rank	Time	Rank	Time	Rank	Time	Rank	Time	Rank					
9	24	ANDEXER Anna	AUT										1	38:17.3	+59.2	9
Cumulative Time	7:29.1	+14.7	13	15:04.4	+15.7	12	23:01.0	+38.7	13	30:39.3	+31.2	9	38:17.3	+59.2	9	
Loop Time	7:29.1	+14.7	13	7:35.3	+16.3	13	7:56.6	+37.7	18	7:38.3	+12.5	7	7:38.0	+35.9	17	
Shooting	0	29.4	+8.0	24	0	31.4	+9.2	=25	1	27.5	+8.7	25	0	26.8	+7.4	17
Range Time	50.8	+8.8	26	55.5	+11.7	28	51.9	+9.9	27	49.6	+8.2	=19	3:27.8	+33.3	26	
Course Time	6:32.1	+8.6	19	6:33.0	+10.5	12	6:34.5	+10.5	8	6:41.9	+15.3	15	7:38.0	+35.9	17	
Penalty Time	6.2			6.7			30.2			6.8			33:59.5	+59.3	16	
													50.0			
10	9	OEBERG Hanna	SWE										3	38:21.2	+1:03.1	10
Cumulative Time	7:43.8	+29.4	20	15:26.1	+37.4	20	23:17.2	+54.9	19	30:48.1	+40.0	11	38:21.2	+1:03.1	10	
Loop Time	7:43.8	+29.4	20	7:42.3	+23.3	18	7:51.1	+32.2	13	7:30.9	+5.1	3	7:33.1	+31.0	15	
Shooting	1	23.5	+2.1	5	1	22.9	+0.7	3	1	22.3	+3.5	10	0	19.4	0.0	1
Range Time	46.6	+4.6	7	45.2	+1.4	4	43.8	+1.8	8	41.4	0.0	1	2:57.0	+2.5	3	
Course Time	6:27.2	+3.7	8	6:26.5	+4.0	4	6:36.3	+12.3	11	6:42.9	+16.3	16	7:33.1	+31.0	15	
Penalty Time	29.9			30.5			31.0			6.6			1:38.1			
11	29	JAKIELA Joanna	POL										2	38:22.9	+1:04.8	11
Cumulative Time	7:31.3	+16.9	16	15:24.8	+36.1	18	23:01.7	+39.4	14	31:08.0	+59.9	15	38:22.9	+1:04.8	11	
Loop Time	7:31.3	+16.9	16	7:53.5	+34.5	24	7:36.9	+18.0	10	8:06.3	+40.5	=15	7:14.9	+12.8	3	
Shooting	0	29.8	+8.4	25	1	28.4	+6.2	19	0	28.7	+9.9	26	1	29.5	+10.1	=25
Range Time	50.6	+8.6	25	53.1	+9.3	24	51.7	+9.7	26	52.6	+11.2	27	3:28.0	+33.5	27	
Course Time	6:34.4	+10.9	25	6:28.7	+6.2	6	6:38.4	+14.4	17	6:41.7	+15.1	14	7:14.9	+12.8	3	
Penalty Time	6.2			31.7			6.7			32.0			33:38.1	+37.9	7	
													1:16.8			
12	2	KIRKEEIDE Maren	NOR										4	38:23.4	+1:05.3	12
Cumulative Time	7:46.7	+32.3	23	15:35.0	+46.3	22	22:54.3	+32.0	11	31:07.4	+59.3	14	38:23.4	+1:05.3	12	
Loop Time	7:46.7	+32.3	23	7:48.3	+29.3	21	7:19.3	+0.4	2	8:13.1	+47.3	20	7:16.0	+13.9	4	
Shooting	1	28.0	+6.6	21	1	29.7	+7.5	23	0	18.8	0.0	1	2	24.9	+5.5	13
Range Time	49.0	+7.0	19	53.4	+9.6	25	42.2	+0.2	2	48.4	+7.0	=14	3:13.0	+18.5	15	
Course Time	6:25.1	+1.6	4	6:22.9	+0.4	2	6:30.4	+6.4	6	6:27.9	+1.3	2	7:16.0	+13.9	4	
Penalty Time	32.6			31.9			6.7			56.8			2:08.1			
13	28	JOHANSEN Marthe Krakstad	NOR										1	38:23.5	+1:05.4	13
Cumulative Time	7:30.2	+15.8	15	15:02.4	+13.7	10	22:36.0	+13.7	7	30:43.4	+35.3	10	38:23.5	+1:05.4	13	
Loop Time	7:30.2	+15.8	15	7:32.2	+13.2	8	7:33.6	+14.7	8	8:07.4	+41.6	17	7:40.1	+38.0	18	
Shooting	0	27.1	+5.7	14	0	28.8	+6.6	=21	0	23.5	+4.7	13	1	28.8	+9.4	=21
Range Time	47.8	+5.8	14	51.3	+7.5	19	48.8	+6.8	20	48.3	+6.9	13	3:16.2	+21.7	17	
Course Time	6:36.2	+12.7	28	6:34.5	+12.0	14	6:38.6	+14.6	18	6:46.7	+20.1	20	7:40.1	+38.0	18	
Penalty Time	6.2			6.3			6.1			32.3			34:16.1	+1:15.9	21	
													51.1			
14	6	HRISTOVA Lora	BUL										2	38:40.0	+1:21.9	14
Cumulative Time	7:29.6	+15.2	14	14:59.4	+10.7	8	22:26.0	+3.7	3	30:53.2	+45.1	12	38:40.0	+1:21.9	14	
Loop Time	7:29.6	+15.2	14	7:29.8	+10.8	=4	7:26.6	+7.7	4	8:27.2	+1:01.4	23	7:46.8	+44.7	21	
Shooting	0	25.3	+3.9	8	0	26.1	+3.9	=9	0	21.3	+2.5	=6	2	26.2	+6.8	16
Range Time	47.2	+5.2	9	51.7	+7.9	22	44.3	+2.3	9	48.6	+7.2	16	3:11.8	+17.3	12	
Course Time	6:35.1	+11.6	26	6:31.6	+9.1	9	6:35.4	+11.4	10	6:41.1	+14.5	12	7:46.8	+44.7	21	
Penalty Time	7.3			6.5			6.8			57.4			1:18.2			
15	25	SIDOROWICZ Natalia	POL										2	38:44.0	+1:25.9	15
Cumulative Time	7:49.1	+34.7	25	15:25.0	+36.3	19	23:26.7	+1:04.4	21	31:14.8	+1:06.7	16	38:44.0	+1:25.9	15	
Loop Time	7:49.1	+34.7	25	7:35.9	+16.9	14	8:01.7	+42.8	21	7:48.1	+22.3	10	7:29.2	+27.1	14	
Shooting	1	24.9	+3.5	7	0	28.8	+6.6	=21	1	27.4	+8.6	=23	0	27.5	+8.1	19
Range Time	47.5	+5.5	11	50.9	+7.1	18	48.2	+6.2	19	49.8	+8.4	21	3:16.4	+21.9	18	
Course Time	6:30.8	+7.3	16	6:38.3	+15.8	22	6:42.0	+18.0	25	6:51.2	+24.6	22	7:29.2	+27.1	14	
Penalty Time	30.7			6.6			31.5			7.0			34:11.5	+1:11.3	20	
													1:16.0			
16	4	JEANMONNOT Lou	FRA										3	38:47.7	+1:29.6	16
Cumulative Time	7:21.3	+6.9	3	14:55.9	+7.2	4	22:50.9	+28.6	9	31:01.9	+53.8	13	38:47.7	+1:29.6	16	
Loop Time	7:21.3	+6.9	3	7:34.6	+15.6	11	7:55.0	+36.1	17	8:11.0	+45.2	19	7:45.8	+43.7	19	
Shooting	0	27.2	+5.8	=15	0	27.0	+4.8	14	1	23.8	+5.0	14	2	25.7	+6.3	15
Range Time	48.6	+6.6	17	49.9	+6.1	12	46.3	+4.3	14	48.4	+7.0	=14	3:13.2	+18.7	16	
Course Time	6:25.9	+2.4	5	6:37.3	+14.8	=20	6:36.9	+12.9	=13	6:26.6	0.0	1	7:45.8	+43.7	19	
Penalty Time	6.8			7.4			31.7			56.0			33:52.5	+52.3	13	
													1:42.1			



Competition Analysis

Analisi della gara / Wettkampfanalyse / Analyses de l'épreuve

Rank	Bib	Name	NOC Code										T			
		Loop 1		Loop 2		Loop 3		Loop 4		Loop 5		Result	Behind	Rank		
		Time	Rank	Time	Rank	Time	Rank	Time	Rank	Time	Rank					
17	30	HETTICH-WALZ Janina	GER										4	38:59.7	+1:41.6	17
Cumulative Time		7:24.7	+10.3	7	14:54.5	+5.8	2	23:15.7	+53.4	18	31:32.7	+1:24.6	19	38:59.7	+1:41.6	17
Loop Time		7:24.7	+10.3	7	7:29.8	+10.8	=4	8:21.2	+1:02.3	26	8:17.0	+51.2	21	7:27.0	+24.9	11
Shooting	0	23.7	+2.3	6	0	24.2	+2.0	7	2	25.8	+7.0	19	2	27.7	+8.3	20
Range Time		45.2	+3.2	=4	47.8	+4.0	5	47.6	+5.6	17	49.2	+7.8	17	3:09.8	+15.3	9
Course Time		6:33.4	+9.9	23	6:34.7	+12.2	15	6:39.3	+15.3	22	6:30.4	+3.8	3	7:27.0	+24.9	11
Penalty Time		6.0			7.2			54.2			57.3			33:44.8	+44.6	10
														2:04.9		
18	3	VITTOZZI Lisa	ITA										4	39:01.6	+1:43.5	18
Cumulative Time		7:40.1	+25.7	18	15:27.2	+38.5	21	22:54.9	+32.6	12	31:15.1	+1:07.0	17	39:01.6	+1:43.5	18
Loop Time		7:40.1	+25.7	18	7:47.1	+28.1	19	7:27.7	+8.8	5	8:20.2	+54.4	22	7:46.5	+44.4	20
Shooting	1	21.4	0.0	1	1	23.0	+0.8	4	0	19.1	+0.3	2	2	22.7	+3.3	6
Range Time		42.0	0.0	1	44.5	+0.7	3	42.5	+0.5	4	46.0	+4.6	9	2:55.0	+0.5	2
Course Time		6:27.4	+3.9	9	6:32.0	+9.5	10	6:38.8	+14.8	20	6:37.0	+10.4	9	7:46.5	+44.4	20
Penalty Time		30.7			30.5			6.3			57.2			34:01.7	+1:01.5	17
														2:04.9		
19	7	MINKKINEN Suvu	FIN										1	39:05.1	+1:47.0	19
Cumulative Time		7:26.9	+12.5	9	15:01.7	+13.0	9	23:11.7	+49.4	17	31:15.4	+1:07.3	18	39:05.1	+1:47.0	19
Loop Time		7:26.9	+12.5	9	7:34.8	+15.8	12	8:10.0	+51.1	22	8:03.7	+37.9	14	7:49.7	+47.6	23
Shooting	0	26.5	+5.1	12	0	28.3	+6.1	18	1	24.1	+5.3	16	0	24.5	+5.1	11
Range Time		47.7	+5.7	13	51.6	+7.8	21	46.4	+4.4	15	46.3	+4.9	10	3:12.0	+17.5	=13
Course Time		6:32.4	+8.9	20	6:36.5	+14.0	18	6:50.2	+26.2	29	7:10.2	+43.6	29	7:49.7	+47.6	23
Penalty Time		6.7			6.7			33.3			7.2			34:59.0	+1:58.8	28
														54.0		
20	19	TODOROVA Milena	BUL										5	39:14.4	+1:56.3	20
Cumulative Time		7:27.7	+13.3	11	15:21.1	+32.4	17	23:06.1	+43.8	16	31:52.7	+1:44.6	21	39:14.4	+1:56.3	20
Loop Time		7:27.7	+13.3	11	7:53.4	+34.4	23	7:45.0	+26.1	12	8:46.6	+1:20.8	27	7:21.7	+19.6	6
Shooting	0	27.2	+5.8	=15	1	25.7	+3.5	8	1	29.9	+11.1	27	3	32.7	+13.3	29
Range Time		47.3	+5.3	10	50.3	+6.5	=13	49.1	+7.1	22	52.7	+11.3	28	3:19.4	+24.9	=21
Course Time		6:33.9	+10.4	24	6:32.8	+10.3	11	6:24.3	+0.3	2	6:32.6	+6.0	4	7:21.7	+19.6	6
Penalty Time		6.4			30.3			31.6			1:21.3			33:25.3	+25.1	4
														2:29.8		
21	14	BASERGA Amy	SUI										3	39:31.2	+2:13.1	21
Cumulative Time		7:54.5	+40.1	27	15:36.1	+47.4	24	23:27.3	+1:05.0	22	31:33.6	+1:25.5	20	39:31.2	+2:13.1	21
Loop Time		7:54.5	+40.1	27	7:41.6	+22.6	17	7:51.2	+32.3	14	8:06.3	+40.5	=15	7:57.6	+55.5	27
Shooting	1	31.3	+9.9	26	0	27.5	+5.3	16	1	22.9	+4.1	12	1	21.1	+1.7	2
Range Time		46.5	+4.5	6	49.2	+5.4	=10	43.5	+1.5	6	43.2	+1.8	2	3:02.4	+7.9	5
Course Time		6:36.7	+13.2	29	6:45.9	+23.4	30	6:34.9	+10.9	9	6:51.1	+24.5	21	7:57.6	+55.5	27
Penalty Time		31.2			6.4			32.7			32.0			34:46.2	+1:46.0	25
														1:42.4		
22	27	BENDIKA Baiba	LAT										5	39:49.8	+2:31.7	22
Cumulative Time		8:40.3	+1:25.9	30	16:39.5	+1:50.8	29	24:40.4	+2:18.1	27	32:20.9	+2:12.8	23	39:49.8	+2:31.7	22
Loop Time		8:40.3	+1:25.9	30	7:59.2	+40.2	26	8:00.9	+42.0	20	7:40.5	+14.7	8	7:28.9	+26.8	13
Shooting	3	27.4	+6.0	17	1	31.0	+8.8	24	1	26.7	+7.9	21	0	27.2	+7.8	18
Range Time		49.4	+7.4	22	52.2	+8.4	23	48.1	+6.1	18	49.4	+8.0	18	3:19.1	+24.6	20
Course Time		6:32.5	+9.0	21	6:35.9	+13.4	16	6:41.5	+17.5	24	6:45.0	+18.4	18	7:28.9	+26.8	13
Penalty Time		1:18.4			31.0			31.2			6.0			34:03.8	+1:03.6	18
														2:26.7		
23	23	VOLFA Estere	LAT										4	39:50.1	+2:32.0	23
Cumulative Time		7:34.8	+20.4	17	15:12.1	+23.4	15	23:41.3	+1:19.0	23	32:23.7	+2:15.6	24	39:50.1	+2:32.0	23
Loop Time		7:34.8	+20.4	17	7:37.3	+18.3	16	8:29.2	+1:10.3	28	8:42.4	+1:16.6	25	7:26.4	+24.3	10
Shooting	0	33.0	+11.6	27	0	31.4	+9.2	=25	2	30.9	+12.1	28	2	32.0	+12.6	28
Range Time		52.8	+10.8	27	51.5	+7.7	20	52.4	+10.4	28	53.1	+11.7	29	3:29.8	+35.3	28
Course Time		6:35.6	+12.1	27	6:39.7	+17.2	28	6:41.4	+17.4	23	6:54.6	+28.0	25	7:26.4	+24.3	10
Penalty Time		6.4			6.0			55.4			54.7			34:17.7	+1:17.5	22
														2:02.6		
24	17	MEIER Lea	SUI										4	40:18.4	+3:00.3	24
Cumulative Time		7:27.3	+12.9	10	14:58.9	+10.2	7	23:18.7	+56.4	20	32:11.3	+2:03.2	22	40:18.4	+3:00.3	24
Loop Time		7:27.3	+12.9	10	7:31.6	+12.6	7	8:19.8	+1:00.9	25	8:52.6	+1:26.8	29	8:07.1	+1:05.0	28
Shooting	0	27.9	+6.5	=19	0	24.1	+1.9	=5	2	21.6	+2.8	8	2	25.1	+5.7	14
Range Time		47.6	+5.6	12	48.2	+4.4	6	46.6	+4.6	16	49.6	+8.2	=19	3:12.0	+17.5	=13
Course Time		6:33.0	+9.5	22	6:36.7	+14.2	19	6:37.8	+13.8	16	7:02.6	+36.0	28	8:07.1	+1:05.0	28
Penalty Time		6.6			6.7			55.3			1:00.3			34:57.2	+1:57.0	27
														2:09.1		



SAT 21 FEB 2026

Start Time 14:15

End Time 14:58

Competition Analysis

Analisi della gara / Wettkampfanalyse / Analyses de l'épreuve

Rank	Bib	Name	NOC Code		T																
		Loop 1		Loop 2		Loop 3		Loop 4		Loop 5		Result		Behind		Rank					
		Time	Rank	Time	Rank	Time	Rank	Time	Rank	Time	Rank										
25	18	GESTBLOM Linn	SWE										5	40:23.0	+3:04.9	25					
Cumulative Time	7:22.8	+8.4	6	15:49.3	+1:00.6	26	23:43.3	+1:21.0	24	32:26.9	+2:18.8	25									
Loop Time	7:22.8	+8.4	6	8:26.5	+1:07.5	29	7:54.0	+35.1	15	8:43.6	+1:17.8	26	7:56.1	+54.0	26						
Shooting	0	25.5	+4.1	9	2	31.9	+9.7	27	1	21.7	+2.9	9	2	29.5	+10.1	=25	5	1:48.7	+22.4	20	
Range Time	47.1	+5.1	8	54.8	+11.0	26	45.4	+3.4	11	50.9	+9.5	22									
Course Time	6:28.7	+5.2	12	6:36.2	+13.7	17	6:36.8	+12.8	12	6:54.3	+27.7	24	7:56.1	+54.0	26						
Penalty Time	7.0			55.5			31.8			58.4											
26	15	HAUSER Lisa Theresa	AUT										5	40:26.5	+3:08.4	26					
Cumulative Time	8:37.7	+1:23.3	29	16:39.1	+1:50.4	28	24:49.6	+2:27.3	29	32:36.6	+2:28.5	26									
Loop Time	8:37.7	+1:23.3	29	8:01.4	+42.4	27	8:10.5	+51.6	23	7:47.0	+21.2	9	7:49.9	+47.8	24						
Shooting	3	26.7	+5.3	13	1	28.2	+6.0	17	1	25.4	+6.6	17	0	22.3	+2.9	=3	5	1:42.8	+16.5	=12	
Range Time	49.2	+7.2	20	50.6	+6.8	17	46.1	+4.1	13	44.7	+3.3	4									
Course Time	6:30.0	+6.5	14	6:39.4	+16.9	=26	6:53.4	+29.4	30	6:55.9	+29.3	26	7:49.9	+47.8	24						
Penalty Time	1:18.4			31.4			31.0			6.3											
27	11	BRAISAZ-BOUCHET Justine	FRA										6	40:30.3	+3:12.2	27					
Cumulative Time	7:28.5	+14.1	12	15:50.0	+1:01.3	27	24:09.0	+1:46.7	26	32:41.9	+2:33.8	27									
Loop Time	7:28.5	+14.1	12	8:21.5	+1:02.5	28	8:19.0	+1:00.1	24	8:32.9	+1:07.1	24	7:48.4	+46.3	22						
Shooting	0	36.7	+15.3	29	2	35.7	+13.5	29	2	37.6	+18.8	29	2	29.1	+9.7	23	6	2:19.3	+53.0	29	
Range Time	58.5	+16.5	29	58.2	+14.4	29	58.9	+16.9	29	51.2	+9.8	=23									
Course Time	6:23.7	+0.2	2	6:29.8	+7.3	7	6:27.4	+3.4	3	6:45.7	+19.1	19	7:48.4	+46.3	22						
Penalty Time	6.3			53.4			52.6			56.0											
28	13	PREUSS Franziska	GER										7	40:50.5	+3:32.4	28					
Cumulative Time	7:48.0	+33.6	24	15:35.4	+46.7	23	24:44.8	+2:22.5	28	32:54.6	+2:46.5	28									
Loop Time	7:48.0	+33.6	24	7:47.4	+28.4	20	9:09.4	+1:50.5	30	8:09.8	+44.0	18	7:55.9	+53.8	25						
Shooting	1	26.1	+4.7	11	1	26.6	+4.4	13	4	27.4	+8.6	=23	1	24.1	+4.7	10	7	1:44.4	+18.1	16	
Range Time	48.5	+6.5	16	48.3	+4.5	7	48.9	+6.9	21	45.9	+4.5	8									
Course Time	6:28.6	+5.1	11	6:27.4	+4.9	5	6:34.0	+10.0	7	6:52.0	+25.4	23	7:55.9	+53.8	25						
Penalty Time	30.9			31.7			1:46.4			31.9											
29	26	BUENEMANN de BESCHE Anne	DEN										2	41:18.2	+4:00.1	29					
Cumulative Time	7:45.4	+31.0	22	15:36.6	+47.9	25	24:05.0	+1:42.7	25	33:01.5	+2:53.4	29									
Loop Time	7:45.4	+31.0	22	7:51.2	+32.2	22	8:28.4	+1:09.5	27	8:56.5	+1:30.7	30	8:16.7	+1:14.6	29						
Shooting	0	37.6	+16.2	30	0	42.3	+20.1	30	1	42.4	+23.6	30	1	39.4	+20.0	30	2	2:41.8	+1:15.5	30	
Range Time	1:00.0	+18.0	30	1:05.9	+22.1	30	1:06.9	+24.9	30	1:04.3	+22.9	30									
Course Time	6:38.6	+15.1	30	6:38.9	+16.4	25	6:48.0	+24.0	28	7:19.4	+52.8	30	8:16.7	+1:14.6	29						
Penalty Time	6.8			6.4			33.4			32.7											
30	22	ZUK Kamila	POL										10	43:27.5	+6:09.4	30					
Cumulative Time	8:18.9	+1:04.5	28	17:18.8	+2:30.1	30	26:16.9	+3:54.6	30	35:06.0	+4:57.9	30									
Loop Time	8:18.9	+1:04.5	28	8:59.9	+1:40.9	30	8:58.1	+1:39.2	29	8:49.1	+1:23.3	28	8:21.5	+1:19.4	30						
Shooting	2	33.8	+12.4	28	3	32.5	+10.3	28	3	24.0	+5.2	15	2	24.7	+5.3	12	10	1:55.1	+28.8	24	
Range Time	54.3	+12.3	28	55.1	+11.3	27	46.0	+4.0	12	47.7	+6.3	12									
Course Time	6:29.2	+5.7	13	6:38.7	+16.2	24	6:45.4	+21.4	27	6:59.5	+32.9	27	8:21.5	+1:19.4	30						
Penalty Time	55.4			1:26.1			1:26.6			1:01.8											

Legend:

= Equal sign indicates that two or more competitors share the same rank T Total penalties



TUE 17 FEB 2026

Start Time 14:30

End Time 15:57

Final Results - Competition Data Summary

Risultati definitivi - Riepilogo dati relativi alla gara / Endgültige Ergebnisse - Zusammenfassung der Wettkampfdaten
Résultats définitifs - synthèse des données de compétition

Participation

Number of Entries:	20
Did Not Start:	0
Did Not Finish:	0
Lapped:	1
Disqualified:	0
Disqualified for unsportsmanlike behaviour:	0
Ranked:	20

Weather Conditions	30 min before Start	At Start Time	30 min after Start	At End Time
Weather	Light snow	Light snow	Light snow	Light snow
Snow Condition	Hard packed variable	Hard packed variable	Hard packed variable	Hard packed variable
Snow Temperature	-2.0°C	-1.9°C	-1.9°C	-1.7°C
Air Temperature	-2.3°C	-1.7°C	-1.9°C	-3.2°C
Humidity	72%	69%	67%	74%
Wind Direction/Speed	NE / 1.4 m/s	SE / 0.7 m/s	NE / 0.3 m/s	E / 0.4 m/s

Jury Information

Technical Delegate - Chairman	VASSALLO Christophe (IBU)
Assistant Technical Delegate	OEBERG Ulrika (IBU)
Competition Chief	KIRCHER Georg (ITA)
Member	KRISTIANSEN Egil (NOR)
Member	AUCHENTALLER Armin (USA)

Course Information

3 x 2396m+2521m+2646m red + 1 x 2395m+2521m+2788m green

Total Course Length	4 x 7563m
Height Difference	27m
Maximum Climb	15m
Total Climb	4 x 247m

Jury Decisions

No Decisions

Technical Delegate

VASSALLO Christophe (IBU)

Legend:

E East NE North-East SE South-East



Results

Risultati / Ergebnisse / Résultats

Rank	Bib Leg	NOC Bib Colour	Name	P	S	T	Leg Result	Leg Rank	Team Result	Team Rank	Behind
1	2	FRA	- France			1+9			1:19:55.2		0.0
	2-1	r	CLAUDE Fabien	0+1	1+3	1+4	20:41.8	13	20:41.8	13	+50.3
	2-2	g	JACQUELIN Emilien	0+0	0+1	0+1	19:23.6	1	40:05.4	1	0.0
	2-3	y	FILLON MAILLET Quentin	0+1	0+1	0+2	19:38.7	3	59:44.1	1	0.0
	2-4	b	PERROT Eric	0+0	0+2	0+2	20:11.1	1	1:19:55.2	1	0.0
2	1	NOR	- Norway			0+6			1:20:05.0		+9.8
	1-1	r	ULDAL Martin	0+2	0+0	0+2	19:51.5	1	19:51.5	1	0.0
	1-2	g	BOTN Johan-Olav	0+3	0+0	0+3	20:30.0	11	40:21.5	4	+16.1
	1-3	y	LAEGREID Sturla Holm	0+0	0+0	0+0	19:23.1	1	59:44.6	2	+0.5
	1-4	b	CHRISTIANSEN Vetle Sjaastad	0+1	0+0	0+1	20:20.4	2	1:20:05.0	2	+9.8
3	3	SWE	- Sweden			0+6			1:20:52.7		+57.5
	3-1	r	BRANDT Viktor	0+1	0+1	0+2	20:09.4	5	20:09.4	5	+17.9
	3-2	g	NELIN Jesper	0+0	0+0	0+0	19:58.7	2	40:08.1	3	+2.7
	3-3	y	PONSILUOMA Martin	0+2	0+0	0+2	19:36.9	2	59:45.0	3	+0.9
	3-4	b	SAMUELSSON Sebastian	0+2	0+0	0+2	21:07.7	7	1:20:52.7	3	+57.5
4	4	GER	- Germany			0+12			1:21:43.5		+1:48.3
	4-1	r	STRELOW Justus	0+0	0+2	0+2	20:06.6	3	20:06.6	3	+15.1
	4-2	g	ZOBEL David	0+0	0+3	0+3	20:30.6	12	40:37.2	6	+31.8
	4-3	y	NAWRATH Philipp	0+1	0+3	0+4	19:56.6	4	1:00:33.8	4	+49.7
	4-4	b	HORN Philipp	0+3	0+0	0+3	21:09.7	8	1:21:43.5	4	+1:48.3
5	5	USA	- United States of America			0+8			1:22:22.6		+2:27.4
	5-1	r	DOHERTY Sean	0+1	0+3	0+4	20:53.1	16	20:53.1	16	+1:01.6
	5-2	g	GERMAIN Maxime	0+0	0+0	0+0	20:17.4	4	41:10.5	12	+1:05.1
	5-3	y	SCHOMMER Paul	0+1	0+0	0+1	20:42.0	10	1:01:52.5	11	+2:08.4
	5-4	b	WRIGHT Campbell	0+3	0+0	0+3	20:30.1	3	1:22:22.6	5	+2:27.4
6	7	CZE	- Czechia			0+10			1:22:26.5		+2:31.3
	7-1	r	MIKYSKA Tomas	0+0	0+2	0+2	20:25.5	7	20:25.5	7	+34.0
	7-2	g	HORNIG Vitezslav	0+0	0+2	0+2	20:27.2	9	40:52.7	10	+47.3
	7-3	y	HAK Petr	0+1	0+3	0+4	20:55.8	12	1:01:48.5	9	+2:04.4
	7-4	b	KRCMAR Michal	0+0	0+2	0+2	20:38.0	5	1:22:26.5	6	+2:31.3
7	11	FIN	- Finland			2+10			1:22:29.3		+2:34.1
	11-1	r	HIIDENSALO Olli	0+0	0+0	0+0	20:06.2	2	20:06.2	2	+14.7
	11-2	g	SEPPALA Tero	0+1	0+1	0+2	19:59.7	3	40:05.9	2	+0.5
	11-3	y	KLEMETTINEN Jimi	0+2	2+3	2+5	21:51.2	17	1:01:57.1	13	+2:13.0
	11-4	b	INVENIUS Otto	0+1	0+2	0+3	20:32.2	4	1:22:29.3	7	+2:34.1
8	9	SUI	- Switzerland			2+12			1:22:36.6		+2:41.4
	9-1	r	STALDER Sebastian	0+0	0+1	0+1	20:07.7	4	20:07.7	4	+16.2
	9-2	g	BURKHALTER Joscha	0+1	0+1	0+2	20:29.2	10	40:36.9	5	+31.5
	9-3	y	FINELLO Jeremy	0+2	2+3	2+5	21:12.0	14	1:01:48.9	10	+2:04.8
	9-4	b	HARTWEG Niklas	0+2	0+2	0+4	20:47.7	6	1:22:36.6	8	+2:41.4
9	12	SLO	- Slovenia			1+11			1:22:53.0		+2:57.8
	12-1	r	DOVZAN Miha	0+0	0+3	0+3	20:26.6	9	20:26.6	9	+35.1
	12-2	g	FAK Jakov	0+0	0+3	0+3	20:20.4	6	40:47.0	7	+41.6
	12-3	y	VIDMAR Anton	0+0	0+0	0+0	20:13.5	7	1:01:00.5	5	+1:16.4
	12-4	b	PLANKO Lovro	0+2	1+3	1+5	21:52.5	14	1:22:53.0	9	+2:57.8



Results

Risultati / Ergebnisse / Résultats

Rank	Bib Leg	NOC Bib Colour	Name	P	S	T	Leg Result	Leg Rank	Team Result	Team Rank	Behind
10	18	AUT	- Austria			0+7			1:22:58.5		+3:03.3
	18-1	r	UNTERWEGER Dominic	0+1	0+2	0+3	20:41.9	14	20:41.9	14	+50.4
	18-2	g	EDER Simon	0+0	0+2	0+2	20:52.3	16	41:34.2	15	+1:28.8
	18-3	y	MUELLAUER Fabian	0+0	0+1	0+1	20:03.7	5	1:01:37.9	8	+1:53.8
	18-4	b	JAKOB Patrick	0+0	0+1	0+1	21:20.6	9	1:22:58.5	10	+3:03.3
11	13	POL	- Poland			0+10			1:23:32.5		+3:37.3
	13-1	r	BADACZ Konrad	0+0	0+0	0+0	20:48.1	15	20:48.1	15	+56.6
	13-2	g	GALICA Grzegorz	0+1	0+1	0+2	20:23.1	7	41:11.2	13	+1:05.8
	13-3	y	GUNKA Jan	0+1	0+3	0+4	20:41.6	9	1:01:52.8	12	+2:08.7
	13-4	b	ZAWOL Marcin	0+3	0+1	0+4	21:39.7	13	1:23:32.5	11	+3:37.3
12	19	BUL	- Bulgaria			0+10			1:23:42.5		+3:47.3
	19-1	r	TODEV Blagoy	0+2	0+2	0+4	20:58.9	17	20:58.9	17	+1:07.4
	19-2	g	ILIEV Vladimir	0+2	0+3	0+5	20:42.5	15	41:41.4	17	+1:36.0
	19-3	y	VASILEV Konstantin	0+0	0+0	0+0	20:27.3	8	1:02:08.7	14	+2:24.6
	19-4	b	SINAPOV Anton	0+0	0+1	0+1	21:33.8	12	1:23:42.5	12	+3:47.3
13	8	EST	- Estonia			0+6			1:23:48.8		+3:53.6
	8-1	r	ZAHKNA Rene	0+0	0+1	0+1	20:25.9	8	20:25.9	8	+34.4
	8-2	g	SIIMER Kristo	0+1	0+1	0+2	20:23.4	8	40:49.3	9	+43.9
	8-3	y	KEHVA Mark-Markos	0+1	0+0	0+1	20:43.4	11	1:01:32.7	7	+1:48.6
	8-4	b	KULBIN Jakob	0+1	0+1	0+2	22:16.1	15	1:23:48.8	13	+3:53.6
14	6	ITA	- Italy			0+9			1:24:23.7		+4:28.5
	6-1	r	BRAUNHOFER Patrick	0+1	0+1	0+2	21:18.7	19	21:18.7	19	+1:27.2
	6-2	g	HOFER Lukas	0+2	0+0	0+2	20:36.9	14	41:55.6	18	+1:50.2
	6-3	y	ROMANIN Nicola	0+1	0+0	0+1	20:57.8	13	1:02:53.4	15	+3:09.3
	6-4	b	GIACOMEL Tommaso	0+1	0+3	0+4	21:30.3	10	1:24:23.7	14	+4:28.5
15	16	LTU	- Lithuania			0+9			1:24:40.3		+4:45.1
	16-1	r	STROLIA Vytautas	0+3	0+0	0+3	20:28.6	11	20:28.6	11	+37.1
	16-2	g	DOMBROVSKI Karol	0+1	0+0	0+1	21:09.2	19	41:37.8	16	+1:32.4
	16-3	y	CIGAK Nikita	0+3	0+0	0+3	21:30.0	15	1:03:07.8	16	+3:23.7
	16-4	b	FOMIN Maksim	0+0	0+2	0+2	21:32.5	11	1:24:40.3	15	+4:45.1
16	10	UKR	- Ukraine			2+12			1:25:07.4		+5:12.2
	10-1	r	PIDRUCHNYI Dmytro	0+2	0+1	0+3	20:11.0	6	20:11.0	6	+19.5
	10-2	g	BORKOVSKYI Bohdan	0+3	0+0	0+3	21:08.7	18	41:19.7	14	+1:14.3
	10-3	y	MANDZYN Vitalii	0+0	0+1	0+1	20:12.7	6	1:01:32.4	6	+1:48.3
	10-4	b	LESIUK Taras	0+2	2+3	2+5	23:35.0	19	1:25:07.4	16	+5:12.2
17	14	CAN	- Canada			3+13			1:26:26.9		+6:31.7
	14-1	r	RUNNALLS Adam	0+2	0+0	0+2	20:35.5	12	20:35.5	12	+44.0
	14-2	g	PLETZ Logan	0+2	0+0	0+2	20:33.6	13	41:09.1	11	+1:03.7
	14-3	y	FLEMING Jasper	1+3	1+3	2+6	22:37.0	19	1:03:46.1	18	+4:02.0
	14-4	b	CONNELLY Zachary	0+0	1+3	1+3	22:40.8	17	1:26:26.9	17	+6:31.7
18	20	LAT	- Latvia			5+13			1:26:39.1		+6:43.9
	20-1	r	RASTORGUJEVS Andrejs	0+2	0+2	0+4	20:28.3	10	20:28.3	10	+36.8
	20-2	g	BIRKENTALS Renars	0+1	0+0	0+1	20:19.9	5	40:48.2	8	+42.8
	20-3	y	LOZBERS Rihards	0+1	3+3	3+4	22:44.1	20	1:03:32.3	17	+3:48.2
	20-4	b	MISE Edgars	0+1	2+3	2+4	23:06.8	18	1:26:39.1	18	+6:43.9



Results

Risultati / Ergebnisse / Résultats

Rank	Bib Leg	NOC Bib Colour	Name	P	S	T	Leg Result	Leg Rank	Team Result	Team Rank	Behind
19	17	BEL	- Belgium			0+18			1:26:55.8		+7:00.6
	17-1	r	LANGER Thierry	0+3	0+1	0+4	21:04.8	18	21:04.8	18	+1:13.3
	17-2	g	CLAUDE Florent	0+2	0+2	0+4	21:00.5	17	42:05.3	19	+1:59.9
	17-3	y	PARMANTIER Sam	0+3	0+3	0+6	22:24.0	18	1:04:29.3	19	+4:45.2
	17-4	b	MACKELS Marek	0+3	0+1	0+4	22:26.5	16	1:26:55.8	19	+7:00.6
20	15	ROU	- Romania						LAP		
	15-1	r	SHAMAEV Dmitrii	0+0	0+2	0+2	21:19.1	20	21:19.1	20	+1:27.6
	15-2	g	BUTA George	0+1	0+3	0+4	22:36.4	20	43:55.5	20	+3:50.1
	15-3	y	COLTEA George	0+2	0+1	0+3	21:39.1	16	1:05:34.6	20	+5:50.5
	15-4	b	FLORE Raul	1+3					LAP	20	

Legend			
b	blue	g	green
P	Prone	r	red
T	Total penalties + used spare rounds	y	yellow
		LAP	Lapped
		S	Standing



TUE 17 FEB 2026

Start Time 14:30

End Time 15:57

Competition Analysis

Analisi della gara / Wettkampfanalyse / Analyses de l'épreuve

Rank	Bib	NOC Name		T																
		Loop 1			Loop 2			Loop 3			Total			Team						
		Time	Behind	Rk	Time	Behind	Rk	Time	Behind	Rk	Time	Behind	Rk	Time	Behind	Rk				
		1	2	FRA - France													1+9	1:19:55.2	0.0	1
CLAUDE Fabien																				
Cumulative Time		6:53.5	+11.5	9	14:33.9	+46.3	20				20:41.8	+50.3	13							
Loop Time		6:53.5	+11.5	9	7:40.4	+48.3	20	6:07.9	+4.0	2										
Shooting	0+1	34.6	+14.0	15	1+3	46.2	+27.4	19			1:20.8	+37.0	18							
Range Time		54.6	+13.7	14	1:06.7	+26.1	19				2:01.3	+36.1	18							
Course Time		5:52.7	+0.4	2	6:07.5	+3.1	=4	6:07.9	+4.0	2	18:08.1	+6.7	2							
Penalty Time		6.2			26.1						32.4									
JACQUELIN Emilien																				
Cumulative Time		27:07.6	+7.1	5	33:54.8	0.0	1				40:05.4	0.0	1							
Loop Time		6:25.8	0.0	1	6:47.2	0.0	1	6:10.6	+9.9	5										
Shooting	0+0	22.5	+2.8	3	0+1	33.1	+11.1	12			0+1	55.7	+6.2	3						
Range Time		42.7	+0.2	2	54.5	+11.7	11				1:37.2	+6.3	3							
Course Time		5:37.0	0.0	1	5:45.7	0.0	1	6:10.6	+9.9	5	17:33.3	0.0	1							
Penalty Time		6.1			6.9						13.1									
FILLON MAILLET Quentin																				
Cumulative Time		46:48.8	0.0	1	53:41.2	+1.7	3				59:44.1	0.0	1							
Loop Time		6:43.4	+9.6	3	6:52.4	+14.5	3	6:02.9	0.0	1										
Shooting	0+1	40.2	+15.2	11	0+1	31.5	+10.5	10			0+2	1:11.8	+23.3	=10						
Range Time		1:01.8	+15.6	11	53.4	+11.1	11				1:55.2	+26.5	11							
Course Time		5:34.3	0.0	1	5:51.5	+2.7	3	6:02.9	0.0	1	17:28.7	0.0	1							
Penalty Time		7.3			7.4						14.7									
PERROT Eric																				
Cumulative Time		1:06:28.9	0.0	1	1:13:08.9	0.0	1				1:19:55.2	0.0	1							
Loop Time		6:44.8	0.0	1	6:40.0	+1.4	2	6:46.3	+12.3	5										
Shooting	0+0	22.5	0.0	1	0+2	31.1	+11.7	6			0+2	53.7	+0.7	2	4:22.1	+26.6	7			
Range Time		43.4	0.0	1	52.4	+10.4	5				1:35.8	+0.2	2	7:09.5	+22.3	6				
Course Time		5:54.6	+12.1	9	5:40.8	0.0	1	6:46.3	+12.3	5	18:21.7	0.0	1	1:11:31.8	0.0	1				
Penalty Time		6.7			6.7						13.5			1:13.9						
NOR - Norway																	0+6	1:20:05.0	+9.8	2
ULDAL Martin																				
Cumulative Time		6:55.5	+13.5	10	13:47.6	0.0	1				19:51.5	0.0	1							
Loop Time		6:55.5	+13.5	10	6:52.1	0.0	1	6:03.9	0.0	1										
Shooting	0+2	37.1	+16.5	16	0+0	18.8	0.0	1			0+2	55.9	+12.1	6						
Range Time		56.2	+15.3	15	40.6	0.0	1				1:36.8	+11.6	6							
Course Time		5:52.3	0.0	1	6:05.2	+0.8	2	6:03.9	0.0	1	18:01.4	0.0	1							
Penalty Time		6.9			6.3						13.2									
BOTN Johan-Olav																				
Cumulative Time		27:26.0	+25.5	=9	34:15.6	+20.8	5				40:21.5	+16.1	4							
Loop Time		7:34.5	+1:08.7	20	6:49.6	+2.4	2	6:05.9	+5.2	3										
Shooting	0+3	1:08.3	+48.6	20	0+0	28.7	+6.7	9			0+3	1:37.1	+47.6	19						
Range Time		1:30.1	+47.6	20	50.2	+7.4	8				2:20.3	+49.4	19							
Course Time		5:57.6	+20.6	11	5:53.7	+8.0	2	6:05.9	+5.2	3	17:57.2	+23.9	2							
Penalty Time		6.8			5.6						12.5									
LAEGREID Sturla Holm																				
Cumulative Time		46:55.3	+6.5	2	53:39.7	+0.2	2				59:44.6	+0.5	2							
Loop Time		6:33.8	0.0	1	6:44.4	+6.5	2	6:04.9	+2.0	2										
Shooting	0+0	26.2	+1.2	2	0+0	22.3	+1.3	3			0+0	48.5	0.0	1						
Range Time		46.2	0.0	1	42.5	+0.2	2				1:28.7	0.0	1							
Course Time		5:41.0	+6.7	4	5:54.3	+5.5	4	6:04.9	+2.0	2	17:40.2	+11.5	3							
Penalty Time		6.5			7.6						14.1									
CHRISTIANSEN Vetle Sjaastad																				
Cumulative Time		1:06:38.8	+9.9	2	1:13:17.4	+8.5	2				1:20:05.0	+9.8	2							
Loop Time		6:54.2	+9.4	4	6:38.6	0.0	1	6:47.6	+13.6	6										
Shooting	0+1	33.5	+11.0	9	0+0	19.4	0.0	1			0+1	53.0	0.0	1	4:14.6	+19.1	4			
Range Time		53.6	+10.2	7	42.0	0.0	1				1:35.6	0.0	1	7:01.4	+14.2	3				
Course Time		5:53.6	+11.1	6	5:50.4	+9.6	2	6:47.6	+13.6	6	18:31.6	+9.9	4	1:12:10.4	+38.6	2				
Penalty Time		7.0			6.2						13.3			53.2						



TUE 17 FEB 2026

Start Time 14:30

End Time 15:57

Competition Analysis

Analisi della gara / Wettkampfanalyse / Analyses de l'épreuve

Rank	Bib	NOC Name		T												
		Loop 1			Loop 2			Loop 3			Total			Team		
		Time	Behind	Rk	Time	Behind	Rk	Time	Behind	Rk	Time	Behind	Rk	Time	Behind	Rk
3	3	SWE - Sweden		0+6 1:20:52.7 +57.5 3												
BRANDT Viktor																
Cumulative Time		6:49.2	+7.2	3	13:56.7	+9.1	3				20:09.4	+17.9	5			
Loop Time		6:49.2	+7.2	3	7:07.5	+15.4	7	6:12.7	+8.8	8						
Shooting	0+1	29.1	+8.5	9	0+1 28.8	+10.0	=9				0+2 58.0	+14.2	9			
Range Time		49.7	+8.8	9	49.3	+8.7	8				1:39.0	+13.8	8			
Course Time		5:53.2	+0.9	3	6:12.3	+7.9	=8	6:12.7	+8.8	8	18:18.2	+16.8	5			
Penalty Time		6.2			5.8						12.1					
NELIN Jesper																
Cumulative Time		27:02.0	+1.5	2	34:04.2	+9.4	2				40:08.1	+2.7	3			
Loop Time		6:52.6	+26.8	6	7:02.2	+15.0	5	6:03.9	+3.2	2						
Shooting	0+0	27.8	+8.1	6	0+0 26.0	+4.0	5				0+0 53.9	+4.4	2			
Range Time		48.7	+6.2	7	46.9	+4.1	5				1:35.6	+4.7	2			
Course Time		5:57.7	+20.7	12	6:09.0	+23.3	11	6:03.9	+3.2	2	18:10.6	+37.3	4			
Penalty Time		6.2			6.2						12.4					
PONSILUOMA Martin																
Cumulative Time		47:01.6	+12.8	3	53:39.5	0.0	1				59:45.0	+0.9	3			
Loop Time		6:53.5	+19.7	8	6:37.9	0.0	1	6:05.5	+2.6	3						
Shooting	0+2	44.2	+19.2	14	0+0 21.0	0.0	1				0+2 1:05.2	+16.7	9			
Range Time		1:03.9	+17.7	14	42.3	0.0	1				1:46.2	+17.5	8			
Course Time		5:43.2	+8.9	5	5:48.8	0.0	1	6:05.5	+2.6	3	17:37.5	+8.8	2			
Penalty Time		6.4			6.8						13.2					
SAMUELSSON Sebastian																
Cumulative Time		1:06:49.7	+20.8	3	1:13:36.5	+27.6	3				1:20:52.7	+57.5	3			
Loop Time		7:04.7	+19.9	12	6:46.8	+8.2	4	7:16.2	+42.2	14						
Shooting	0+2	42.2	+19.7	13	0+0 20.6	+1.2	2				0+2 1:02.8	+9.8	4	4:00.1	+4.6	2
Range Time		1:03.7	+20.3	13	42.7	+0.7	2				1:46.4	+10.8	5	6:47.2	0.0	1
Course Time		5:54.2	+11.7	=7	5:57.5	+16.7	4	7:16.2	+42.2	14	19:07.9	+46.2	10	1:13:14.2	+1:42.4	4
Penalty Time		6.8			6.6						13.5			51.4		
4 4 GER - Germany																
STRELOW Justus																
Cumulative Time		6:42.0	0.0	1	13:57.1	+9.5	4				20:06.6	+15.1	3			
Loop Time		6:42.0	0.0	1	7:15.1	+23.0	13	6:09.5	+5.6	5						
Shooting	0+0	20.6	0.0	=1	0+2 35.8	+17.0	14				0+2 56.4	+12.6	8			
Range Time		40.9	0.0	1	57.7	+17.1	=14				1:38.6	+13.4	7			
Course Time		5:54.4	+2.1	5	6:10.4	+6.0	7	6:09.5	+5.6	5	18:14.3	+12.9	4			
Penalty Time		6.7			7.0						13.7					
ZOBEL David																
Cumulative Time		27:00.5	0.0	1	34:23.2	+28.4	6				40:37.2	+31.8	6			
Loop Time		6:53.9	+28.1	7	7:22.7	+35.5	17	6:14.0	+13.3	7						
Shooting	0+0	27.9	+8.2	7	0+3 45.1	+23.1	17				0+3 1:13.1	+23.6	14			
Range Time		48.5	+6.0	6	1:06.1	+23.3	16				1:54.6	+23.7	13			
Course Time		5:59.0	+22.0	15	6:09.9	+24.2	13	6:14.0	+13.3	7	18:22.9	+49.6	11			
Penalty Time		6.4			6.6						13.0					
NAWRATH Philipp																
Cumulative Time		47:14.7	+25.9	5	54:18.3	+38.8	4				1:00:33.8	+49.7	4			
Loop Time		6:37.5	+3.7	2	7:03.6	+25.7	5	6:15.5	+12.6	7						
Shooting	0+1	35.3	+10.3	8	0+3 45.4	+24.4	14				0+4 1:20.8	+32.3	13			
Range Time		55.3	+9.1	7	1:06.8	+24.5	14				2:02.1	+33.4	13			
Course Time		5:36.1	+1.8	2	5:51.3	+2.5	2	6:15.5	+12.6	7	17:42.9	+14.2	4			
Penalty Time		6.0			5.4						11.5					
HORN Philipp																
Cumulative Time		1:07:43.8	+1:14.9	4	1:14:42.6	+1:33.7	4				1:21:43.5	+1:48.3	4			
Loop Time		7:10.0	+25.2	13	6:58.8	+20.2	5	7:00.9	+26.9	9						
Shooting	0+3	1:01.0	+38.5	19	0+0 30.5	+11.1	5				0+3 1:31.5	+38.5	16	5:01.9	+1:06.4	16
Range Time		1:21.3	+37.9	18	51.6	+9.6	4				2:12.9	+37.3	16	7:48.2	+1:01.0	14
Course Time		5:42.5	0.0	1	6:00.2	+19.4	6	7:00.9	+26.9	9	18:43.6	+21.9	7	1:13:03.7	+1:31.9	3
Penalty Time		6.1			7.0						13.2			51.6		



TUE 17 FEB 2026

Start Time 14:30

End Time 15:57

Competition Analysis

Analisi della gara / Wettkampfanalyse / Analyses de l'épreuve

Rank	Bib	NOC Name		T													
		Loop 1			Loop 2			Loop 3			Total			Team			
		Time	Behind	Rk	Time	Behind	Rk	Time	Behind	Rk	Time	Behind	Rk	Time	Behind	Rk	
5	5	USA - United States of America										0+8	1:22:22.6	+2:27.4	5		
DOHERTY Sean																	
Cumulative Time		6:58.0	+16.0	12	14:29.7	+42.1	17				20:53.1	+1:01.6	16				
Loop Time		6:58.0	+16.0	12	7:31.7	+39.6	19	6:23.4	+19.5	12							
Shooting	0+1	33.9	+13.3	13	0+3	47.4	+28.6	20			0+4	1:21.4	+37.6	19			
Range Time		52.9	+12.0	13	1:09.2	+28.6	20				2:02.1	+36.9	19				
Course Time		5:59.3	+7.0	11	6:16.9	+12.5	14	6:23.4	+19.5	12	18:39.6	+38.2	12				
Penalty Time		5.7			5.6						11.4						
GERMAIN Maxime																	
Cumulative Time		27:34.1	+33.6	13	34:39.4	+44.6	10				41:10.5	+1:05.1	12				
Loop Time		6:41.0	+15.2	2	7:05.3	+18.1	9	6:31.1	+30.4	15							
Shooting	0+0	26.0	+6.3	5	0+0	23.5	+1.5	4			0+0	49.5	0.0	1			
Range Time		45.7	+3.2	4	45.2	+2.4	3				1:30.9	0.0	1				
Course Time		5:49.3	+12.3	3	6:13.7	+28.0	16	6:31.1	+30.4	15	18:34.1	+1:00.8	14				
Penalty Time		5.9			6.4						12.4						
SCHOMMER Paul																	
Cumulative Time		48:19.1	+1:30.3	14	55:29.6	+1:50.1	11				1:01:52.5	+2:08.4	11				
Loop Time		7:08.6	+34.8	14	7:10.5	+32.6	10	6:22.9	+20.0	12							
Shooting	0+1	35.4	+10.4	9	0+0	23.7	+2.7	=6			0+1	59.1	+10.6	6			
Range Time		58.1	+11.9	9	46.2	+3.9	5				1:44.3	+15.6	6				
Course Time		6:04.4	+30.1	17	6:18.4	+29.6	15	6:22.9	+20.0	12	18:45.7	+1:17.0	14				
Penalty Time		6.0			5.8						11.8						
WRIGHT Campbell																	
Cumulative Time		1:08:52.4	+2:23.5	10	1:15:37.6	+2:28.7	5				1:22:22.6	+2:27.4	5				
Loop Time		6:59.9	+15.1	9	6:45.2	+6.6	3	6:45.0	+11.0	4							
Shooting	0+3	47.1	+24.6	17	0+0	23.2	+3.8	3			0+3	1:10.4	+17.4	10	4:20.5	+25.0	5
Range Time		1:06.9	+23.5	16	44.6	+2.6	3				1:51.5	+15.9	9	7:08.8	+21.6	5	
Course Time		5:46.8	+4.3	2	5:54.8	+14.0	3	6:45.0	+11.0	4	18:26.6	+4.9	2	1:14:26.0	+2:54.2	9	
Penalty Time		6.1			5.7						11.9			47.6			
6	7	CZE - Czechia										0+10	1:22:26.5	+2:31.3	6		
MIKYSKA Tomas																	
Cumulative Time		6:51.4	+9.4	7	14:14.7	+27.1	13				20:25.5	+34.0	7				
Loop Time		6:51.4	+9.4	7	7:23.3	+31.2	14	6:10.8	+6.9	6							
Shooting	0+0	23.3	+2.7	6	0+2	42.7	+23.9	18			0+2	1:06.1	+22.3	13			
Range Time		44.6	+3.7	5	1:04.6	+24.0	18				1:49.2	+24.0	=13				
Course Time		6:00.5	+8.2	14	6:12.3	+7.9	=8	6:10.8	+6.9	6	18:23.6	+22.2	8				
Penalty Time		6.2			6.4						12.7						
HORNIG Vitezslav																	
Cumulative Time		27:14.6	+14.1	7	34:34.7	+39.9	8				40:52.7	+47.3	10				
Loop Time		6:49.1	+23.3	5	7:20.1	+32.9	15	6:18.0	+17.3	8							
Shooting	0+0	25.5	+5.8	4	0+2	44.3	+22.3	16			0+2	1:09.9	+20.4	12			
Range Time		46.6	+4.1	5	1:06.8	+24.0	17				1:53.4	+22.5	12				
Course Time		5:56.1	+19.1	7	6:07.0	+21.3	6	6:18.0	+17.3	8	18:21.1	+47.8	9				
Penalty Time		6.4			6.2						12.6						
HAK Petr																	
Cumulative Time		47:57.4	+1:08.6	8	55:36.9	+1:57.4	13				1:01:48.5	+2:04.4	9				
Loop Time		7:04.7	+30.9	12	7:39.5	+1:01.6	15	6:11.6	+8.7	4							
Shooting	0+1	37.9	+12.9	10	0+3	54.2	+33.2	17			0+4	1:32.2	+43.7	15			
Range Time		1:00.1	+13.9	10	1:17.6	+35.3	17				2:17.7	+49.0	16				
Course Time		5:57.8	+23.5	10	6:14.8	+26.0	14	6:11.6	+8.7	4	18:24.2	+55.5	9				
Penalty Time		6.8			7.0						13.9						
KRCMAR Michal																	
Cumulative Time		1:08:37.0	+2:08.1	7	1:15:51.5	+2:42.6	7				1:22:26.5	+2:31.3	6				
Loop Time		6:48.5	+3.7	2	7:14.5	+35.9	9	6:35.0	+1.0	2							
Shooting	0+0	28.6	+6.1	4	0+2	41.4	+22.0	14			0+2	1:10.1	+17.1	9	4:58.4	+1:02.9	14
Range Time		50.4	+7.0	4	1:03.3	+21.3	14				1:53.7	+18.1	10	7:54.0	+1:06.8	15	
Course Time		5:52.0	+9.5	4	6:05.6	+24.8	8	6:35.0	+1.0	2	18:32.6	+10.9	5	1:13:41.5	+2:09.7	7	
Penalty Time		6.1			5.6						11.8			51.1			



TUE 17 FEB 2026

Start Time 14:30

End Time 15:57

Competition Analysis

Analisi della gara / Wettkampfanalyse / Analyses de l'épreuve

Rank	Bib	NOC Name		T													
		Loop 1			Loop 2			Loop 3			Total			Team			
		Time	Behind	Rk	Time	Behind	Rk	Time	Behind	Rk	Time	Behind	Rk	Time	Behind	Rk	
7	11	FIN - Finland			2+10 1:22:29.3 +2:34.1 7												
HIIDENSALO Olli																	
Cumulative Time		6:48.6	+6.6	2	13:51.2	+3.6	2				20:06.2	+14.7	2				
Loop Time		6:48.6	+6.6	2	7:02.6	+10.5	4	6:15.0	+11.1	=9							
Shooting	0+0	21.9	+1.3	3	0+0	21.8	+3.0	3			0+0	43.8	0.0	1			
Range Time		42.6	+1.7	3	42.6	+2.0	3				1:25.2	0.0	1				
Course Time		5:59.9	+7.6	12	6:13.6	+9.2	12	6:15.0	+11.1	=9	18:28.5	+27.1	10				
Penalty Time		6.0			6.3						12.4						
SEPPALA Tero																	
Cumulative Time		27:02.6	+2.1	3	34:05.2	+10.4	3				40:05.9	+0.5	2				
Loop Time		6:56.4	+30.6	9	7:02.6	+15.4	6	6:00.7	0.0	1							
Shooting	0+1	29.0	+9.3	8	0+1	26.7	+4.7	6			0+2	55.8	+6.3	4			
Range Time		50.0	+7.5	8	47.6	+4.8	6				1:37.6	+6.7	4				
Course Time		5:59.8	+22.8	16	6:08.9	+23.2	10	6:00.7	0.0	1	18:09.4	+36.1	3				
Penalty Time		6.5			6.1						12.7						
KLEMETTINEN Jimi																	
Cumulative Time		47:04.8	+16.0	4	55:28.4	+1:48.9	9				1:01:57.1	+2:13.0	13				
Loop Time		6:58.9	+25.1	9	8:23.6	+1:45.7	19	6:28.7	+25.8	14							
Shooting	0+2	46.1	+21.1	16	2+3	55.8	+34.8	18			2+5	1:41.9	+53.4	17			
Range Time		1:06.6	+20.4	16	1:17.7	+35.4	18				2:24.3	+55.6	17				
Course Time		5:45.9	+11.6	6	6:10.7	+21.9	9	6:28.7	+25.8	14	18:25.3	+56.6	10				
Penalty Time		6.3			55.2						1:01.5						
INVENIUS Otto																	
Cumulative Time		1:08:49.5	+2:20.6	9	1:15:55.3	+2:46.4	9				1:22:29.3	+2:34.1	7				
Loop Time		6:52.4	+7.6	3	7:05.8	+27.2	6	6:34.0	0.0	1							
Shooting	0+1	31.1	+8.6	6	0+2	35.0	+15.6	10			0+3	1:06.2	+13.2	7	4:27.9	+32.4	8
Range Time		52.5	+9.1	6	57.3	+15.3	11				1:49.8	+14.2	8	7:16.9	+29.7	7	
Course Time		5:54.2	+11.7	=7	6:02.7	+21.9	7	6:34.0	0.0	1	18:30.9	+9.2	3	1:13:34.1	+2:02.3	6	
Penalty Time		5.7			5.8						11.5			1:38.2			
8	9	SUI - Switzerland			2+12 1:22:36.6 +2:41.4 8												
STALDER Sebastian																	
Cumulative Time		6:49.7	+7.7	4	13:58.4	+10.8	5				20:07.7	+16.2	4				
Loop Time		6:49.7	+7.7	4	7:08.7	+16.6	8	6:09.3	+5.4	3							
Shooting	0+0	22.9	+2.3	4	0+1	28.4	+9.6	=7			0+1	51.4	+7.6	=3			
Range Time		45.1	+4.2	6	49.6	+9.0	9				1:34.7	+9.5	5				
Course Time		5:58.4	+6.1	10	6:12.9	+8.5	11	6:09.3	+5.4	3	18:20.6	+19.2	6				
Penalty Time		6.2			6.1						12.4						
BURKHALTER Joscha																	
Cumulative Time		27:07.2	+6.7	4	34:11.7	+16.9	4				40:36.9	+31.5	5				
Loop Time		6:59.5	+33.7	=11	7:04.5	+17.3	8	6:25.2	+24.5	14							
Shooting	0+1	32.6	+12.9	9	0+1	31.9	+9.9	10			0+2	1:04.6	+15.1	8			
Range Time		54.2	+11.7	9	52.6	+9.8	10				1:46.8	+15.9	7				
Course Time		5:58.9	+21.9	14	6:05.5	+19.8	4	6:25.2	+24.5	14	18:29.6	+56.3	12				
Penalty Time		6.4			6.4						12.8						
FINELLO Jeremy																	
Cumulative Time		47:22.9	+34.1	6	55:28.8	+1:49.3	10				1:01:48.9	+2:04.8	10				
Loop Time		6:46.0	+12.2	5	8:05.9	+1:28.0	18	6:20.1	+17.2	8							
Shooting	0+2	42.8	+17.8	13	2+3	50.8	+29.8	15			2+5	1:33.7	+45.2	16			
Range Time		1:03.0	+16.8	12	1:12.7	+30.4	15				2:15.7	+47.0	15				
Course Time		5:37.0	+2.7	3	6:00.7	+11.9	5	6:20.1	+17.2	8	17:57.8	+29.1	5				
Penalty Time		5.9			52.5						58.5						
HARTWEG Niklas																	
Cumulative Time		1:08:47.4	+2:18.5	8	1:15:54.8	+2:45.9	8				1:22:36.6	+2:41.4	8				
Loop Time		6:58.5	+13.7	7	7:07.4	+28.8	7	6:41.8	+7.8	3							
Shooting	0+2	36.7	+14.2	10	0+2	41.2	+21.8	13			0+4	1:18.0	+25.0	12	4:47.7	+52.2	12
Range Time		1:00.0	+16.6	10	1:02.2	+20.2	13				2:02.2	+26.6	12	7:39.4	+52.2	11	
Course Time		5:52.2	+9.7	5	5:59.2	+18.4	5	6:41.8	+7.8	3	18:33.2	+11.5	6	1:13:21.2	+1:49.4	5	
Penalty Time		6.2			5.9						12.2			1:36.0			



TUE 17 FEB 2026

Start Time 14:30

End Time 15:57

Competition Analysis

Analisi della gara / Wettkampfanalyse / Analyses de l'épreuve

Rank	Bib	NOC Name		T													
		Loop 1			Loop 2			Loop 3			Total			Team			
		Time	Behind	Rk	Time	Behind	Rk	Time	Behind	Rk	Time	Behind	Rk	Time	Behind	Rk	
9	12	SLO - Slovenia			1+11 1:22:53.0 +2:57.8 9												
DOVZAN Miha																	
Cumulative Time		6:50.2	+8.2	5	14:17.2	+29.6	14				20:26.6	+35.1	9				
Loop Time		6:50.2	+8.2	5	7:27.0	+34.9	17	6:09.4	+5.5	4							
Shooting	0+0	20.6	0.0	=1	0+3	42.4	+23.6	17			0+3	1:03.0	+19.2	11			
Range Time		41.5	+0.6	2	1:02.6	+22.0	17				1:44.1	+18.9	11				
Course Time		6:02.4	+10.1	16	6:18.7	+14.3	16	6:09.4	+5.5	4	18:30.5	+29.1	11				
Penalty Time		6.3			5.7						12.1						
FAK Jakov																	
Cumulative Time		27:12.9	+12.4	6	34:39.8	+45.0	11				40:47.0	+41.6	7				
Loop Time		6:46.3	+20.5	3	7:26.9	+39.7	18	6:07.2	+6.5	4							
Shooting	0+0	22.0	+2.3	2	0+3	51.9	+29.9	19			0+3	1:14.0	+24.5	15			
Range Time		43.4	+0.9	3	1:13.7	+30.9	19				1:57.1	+26.2	15				
Course Time		5:56.6	+19.6	8	6:07.7	+22.0	7	6:07.2	+6.5	4	18:11.5	+38.2	5				
Penalty Time		6.3			5.5						11.9						
VIDMAR Anton																	
Cumulative Time		47:36.7	+47.9	7	54:38.7	+59.2	5				1:01:00.5	+1:16.4	5				
Loop Time		6:49.7	+15.9	7	7:02.0	+24.1	4	6:21.8	+18.9	11							
Shooting	0+0	31.2	+6.2	5	0+0	23.2	+2.2	5			0+0	54.4	+5.9	3			
Range Time		53.7	+7.5	5	46.9	+4.6	=7				1:40.6	+11.9	4				
Course Time		5:50.0	+15.7	8	6:09.2	+20.4	7	6:21.8	+18.9	11	18:21.0	+52.3	8				
Penalty Time		6.0			5.8						11.8						
PLANKO Lovro																	
Cumulative Time		1:08:12.4	+1:43.5	5	1:16:01.8	+2:52.9	10				1:22:53.0	+2:57.8	9				
Loop Time		7:11.9	+27.1	14	7:49.4	+1:10.8	16	6:51.2	+17.2	8							
Shooting	0+2	41.4	+18.9	12	1+3	46.3	+26.9	15			1+5	1:27.8	+34.8	14	4:39.2	+43.7	10
Range Time		1:03.5	+20.1	12	1:07.8	+25.8	15				2:11.3	+35.7	=14	7:33.1	+45.9	10	
Course Time		6:01.8	+19.3	12	6:14.4	+33.6	10	6:51.2	+17.2	8	19:07.4	+45.7	9	1:14:10.4	+2:38.6	8	
Penalty Time		6.6			27.1						33.7			1:09.6			
10 18 AUT - Austria																	
0+7 1:22:58.5 +3:03.3 10																	
UNTERWEGER Dominic																	
Cumulative Time		6:59.1	+17.1	14	14:04.6	+17.0	9				20:41.9	+50.4	14				
Loop Time		6:59.1	+17.1	14	7:05.5	+13.4	5	6:37.3	+33.4	16							
Shooting	0+1	29.5	+8.9	10	0+2	29.5	+10.7	11			0+3	59.0	+15.2	10			
Range Time		50.6	+9.7	10	50.0	+9.4	10				1:40.6	+15.4	9				
Course Time		6:02.6	+10.3	17	6:09.2	+4.8	6	6:37.3	+33.4	16	18:49.1	+47.7	16				
Penalty Time		5.9			6.2						12.1						
EDER Simon																	
Cumulative Time		27:30.9	+30.4	11	35:01.6	+1:06.8	16				41:34.2	+1:28.8	15				
Loop Time		6:49.0	+23.2	4	7:30.7	+43.5	19	6:32.6	+31.9	16							
Shooting	0+0	19.7	0.0	1	0+2	39.2	+17.2	14			0+2	58.9	+9.4	5			
Range Time		42.5	0.0	1	1:03.1	+20.3	14				1:45.6	+14.7	5				
Course Time		5:59.9	+22.9	17	6:21.8	+36.1	19	6:32.6	+31.9	16	18:54.3	+1:21.0	18				
Penalty Time		6.5			5.8						12.4						
MUELLAUER Fabian																	
Cumulative Time		48:18.6	+1:29.8	13	55:24.1	+1:44.6	8				1:01:37.9	+1:53.8	8				
Loop Time		6:44.4	+10.6	4	7:05.5	+27.6	6	6:13.8	+10.9	5							
Shooting	0+0	30.6	+5.6	4	0+1	31.7	+10.7	11			0+1	1:02.4	+13.9	7			
Range Time		51.2	+5.0	3	51.7	+9.4	9				1:42.9	+14.2	5				
Course Time		5:47.2	+12.9	7	6:07.9	+19.1	6	6:13.8	+10.9	5	18:08.9	+40.2	6				
Penalty Time		5.9			5.9						11.8						
JAKOB Patrick																	
Cumulative Time		1:08:36.7	+2:07.8	6	1:15:50.7	+2:41.8	6				1:22:58.5	+3:03.3	10				
Loop Time		6:58.8	+14.0	8	7:14.0	+35.4	8	7:07.8	+33.8	10							
Shooting	0+0	25.2	+2.7	2	0+1	29.8	+10.4	4			0+1	55.0	+2.0	3	3:55.5	0.0	1
Range Time		46.6	+3.2	3	52.9	+10.9	6				1:39.5	+3.9	3	6:48.6	+1.4	2	
Course Time		6:05.7	+23.2	17	6:14.3	+33.5	9	7:07.8	+33.8	10	19:27.8	+1:06.1	11	1:15:20.1	+3:48.3	12	
Penalty Time		6.4			6.7						13.2			49.6			



TUE 17 FEB 2026

Start Time 14:30

End Time 15:57

Competition Analysis

Analisi della gara / Wettkampfanalyse / Analyses de l'épreuve

Rank	Bib	NOC Name		T													
		Loop 1			Loop 2			Loop 3			Total			Team			
		Time	Behind	Rk	Time	Behind	Rk	Time	Behind	Rk	Time	Behind	Rk	Time	Behind	Rk	
11	13	POL - Poland		0+10 1:23:32.5 +3:37.3 11													
BADACZ Konrad																	
Cumulative Time		6:50.5	+8.5	6	13:59.5	+11.9	7				20:48.1	+56.6	15				
Loop Time		6:50.5	+8.5	6	7:09.0	+16.9	9	6:48.6	+44.7	18							
Shooting	0+0	26.0	+5.4	7	0+0	22.5	+3.7	4			0+0	48.6	+4.8	2			
Range Time		46.7	+5.8	7		44.1	+3.5	5				1:30.8	+5.6	2			
Course Time		5:57.6	+5.3	8	6:18.9	+14.5	17	6:48.6	+44.7	18	19:05.1	+1:03.7	18				
Penalty Time		6.2			5.9						12.1						
GALICA Grzegorz																	
Cumulative Time		27:43.1	+42.6	15	34:53.0	+58.2	15				41:11.2	+1:05.8	13				
Loop Time		6:55.0	+29.2	8	7:09.9	+22.7	11	6:18.2	+17.5	9							
Shooting	0+1	35.7	+16.0	12	0+1	32.7	+10.7	11			0+2	1:08.5	+19.0	11			
Range Time		57.1	+14.6	12		54.7	+11.9	12				1:51.8	+20.9	11			
Course Time		5:51.4	+14.4	4	6:08.7	+23.0	9	6:18.2	+17.5	9	18:18.3	+45.0	8				
Penalty Time		6.4			6.4						12.9						
GUNKA Jan																	
Cumulative Time		48:14.2	+1:25.4	12	55:31.4	+1:51.9	12				1:01:52.8	+2:08.7	12				
Loop Time		7:03.0	+29.2	11	7:17.2	+39.3	12	6:21.4	+18.5	10							
Shooting	0+1	33.5	+8.5	6	0+3	38.3	+17.3	13			0+4	1:11.8	+23.3	=10			
Range Time		55.2	+9.0	6		59.8	+17.5	13				1:55.0	+26.3	10			
Course Time		6:01.4	+27.1	13	6:11.3	+22.5	10	6:21.4	+18.5	10	18:34.1	+1:05.4	11				
Penalty Time		6.4			6.0						12.4						
ZAWOL Marcin																	
Cumulative Time		1:09:18.2	+2:49.3	14	1:16:42.4	+3:33.5	13				1:23:32.5	+3:37.3	11				
Loop Time		7:25.4	+40.6	19	7:24.2	+45.6	12	6:50.1	+16.1	7							
Shooting	0+3	1:05.3	+42.8	20	0+1	35.2	+15.8	11			0+4	1:40.6	+47.6	18	4:49.6	+54.1	13
Range Time		1:27.4	+44.0	19		57.0	+15.0	10				2:24.4	+48.8	18	7:42.0	+54.8	13
Course Time		5:51.8	+9.3	3	6:20.7	+39.9	15	6:50.1	+16.1	7	19:02.6	+40.9	8	1:15:00.1	+3:28.3	10	
Penalty Time		6.2			6.5						12.7			50.3			
12	19	BUL - Bulgaria		0+10 1:23:42.5 +3:47.3 12													
TODEV Blagoy																	
Cumulative Time		7:07.2	+25.2	18	14:30.9	+43.3	19				20:58.9	+1:07.4	17				
Loop Time		7:07.2	+25.2	18	7:23.7	+31.6	15	6:28.0	+24.1	15							
Shooting	0+2	41.6	+21.0	18	0+2	31.5	+12.7	12			0+4	1:13.2	+29.4	17			
Range Time		1:04.0	+23.1	18		54.7	+14.1	13				1:58.7	+33.5	17			
Course Time		5:56.8	+4.5	6	6:22.9	+18.5	19	6:28.0	+24.1	15	18:47.7	+46.3	14				
Penalty Time		6.3			6.1						12.5						
ILIEV Vladimir																	
Cumulative Time		28:02.2	+1:01.7	17	35:22.1	+1:27.3	18				41:41.4	+1:36.0	17				
Loop Time		7:03.3	+37.5	13	7:19.9	+32.7	14	6:19.3	+18.6	10							
Shooting	0+2	46.8	+27.1	18	0+3	48.1	+26.1	18			0+5	1:35.0	+45.5	18			
Range Time		1:08.4	+25.9	18		1:08.9	+26.1	18				2:17.3	+46.4	18			
Course Time		5:49.1	+12.1	2	6:05.8	+20.1	5	6:19.3	+18.6	10	18:14.2	+40.9	6				
Penalty Time		5.8			5.2						11.1						
VASILEV Konstantin																	
Cumulative Time		48:41.3	+1:52.5	15	55:47.9	+2:08.4	14				1:02:08.7	+2:24.6	14				
Loop Time		6:59.9	+26.1	10	7:06.6	+28.7	8	6:20.8	+17.9	9							
Shooting	0+0	29.5	+4.5	3	0+0	23.7	+2.7	=6			0+0	53.2	+4.7	2			
Range Time		52.1	+5.9	4		46.9	+4.6	=7				1:39.0	+10.3	2			
Course Time		6:01.2	+26.9	12	6:12.8	+24.0	11	6:20.8	+17.9	9	18:34.8	+1:06.1	12				
Penalty Time		6.6			6.8						13.4						
SINAPOV Anton																	
Cumulative Time		1:09:09.2	+2:40.3	13	1:16:34.1	+3:25.2	12				1:23:42.5	+3:47.3	12				
Loop Time		7:00.5	+15.7	10	7:24.9	+46.3	13	7:08.4	+34.4	11							
Shooting	0+0	28.8	+6.3	5	0+1	34.0	+14.6	8			0+1	1:02.9	+9.9	5	4:44.5	+49.0	11
Range Time		50.6	+7.2	5		56.2	+14.2	9				1:46.8	+11.2	6	7:41.8	+54.6	12
Course Time		6:03.6	+21.1	14	6:22.4	+41.6	16	7:08.4	+34.4	11	19:34.4	+1:12.7	13	1:15:11.1	+3:39.3	11	
Penalty Time		6.2			6.2						12.5			49.6			



TUE 17 FEB 2026

Start Time 14:30

End Time 15:57

Competition Analysis

Analisi della gara / Wettkampfanalyse / Analyses de l'épreuve

Rank	Bib	NOC Name		T													
		Loop 1			Loop 2			Loop 3			Total			Team			
		Time	Behind	Rk	Time	Behind	Rk	Time	Behind	Rk	Time	Behind	Rk	Time	Behind	Rk	
13	8	EST - Estonia		0+6 1:23:48.8 +3:53.6 13													
		ZAHKNA Rene															
Cumulative Time	6:51.7	+9.7	8	14:01.3	+13.7	8					20:25.9	+34.4	8				
Loop Time	6:51.7	+9.7	8	7:09.6	+17.5	10	6:24.6	+20.7	13								
Shooting	0+0	23.2	+2.6	5	0+1	28.8	+10.0	=9			0+1	52.1	+8.3	5			
Range Time	42.7	+1.8	4	48.8	+8.2	6					1:31.5	+6.3	3				
Course Time	6:03.0	+10.7	18	6:15.3	+10.9	13	6:24.6	+20.7	13		18:42.9	+41.5	13				
Penalty Time	5.9			5.4							11.4						
		SIIMER Kristo															
Cumulative Time	27:25.4	+24.9	8	34:29.8	+35.0	7					40:49.3	+43.9	9				
Loop Time	6:59.5	+33.7	=11	7:04.4	+17.2	7	6:19.5	+18.8	11								
Shooting	0+1	35.4	+15.7	11	0+1	36.6	+14.6	13			0+2	1:12.1	+22.6	13			
Range Time	57.0	+14.5	11	59.1	+16.3	13					1:56.1	+25.2	14				
Course Time	5:56.8	+19.8	9	5:59.5	+13.8	3	6:19.5	+18.8	11		18:15.8	+42.5	7				
Penalty Time	5.7			5.8							11.6						
		KEHVA Mark-Markos															
Cumulative Time	48:02.8	+1:14.0	9	55:08.9	+1:29.4	6					1:01:32.7	+1:48.6	7				
Loop Time	7:13.5	+39.7	15	7:06.1	+28.2	7	6:23.8	+20.9	13								
Shooting	0+1	40.6	+15.6	12	0+0	21.9	+0.9	2			0+1	1:02.6	+14.1	8			
Range Time	1:03.6	+17.4	13	45.6	+3.3	4					1:49.2	+20.5	9				
Course Time	6:03.3	+29.0	15	6:13.7	+24.9	13	6:23.8	+20.9	13		18:40.8	+1:12.1	13				
Penalty Time	6.5			6.8							13.3						
		KULBIN Jakob															
Cumulative Time	1:08:53.9	+2:25.0	12	1:16:22.4	+3:13.5	11					1:23:48.8	+3:53.6	13				
Loop Time	7:21.2	+36.4	17	7:28.5	+49.9	14	7:26.4	+52.4	16								
Shooting	0+1	43.5	+21.0	15	0+1	31.4	+12.0	7			0+2	1:15.0	+22.0	11	4:21.9	+26.4	6
Range Time	1:05.1	+21.7	=14	55.3	+13.3	8					2:00.4	+24.8	11	7:17.2	+30.0	8	
Course Time	6:10.3	+27.8	19	6:26.6	+45.8	19	7:26.4	+52.4	16		20:03.3	+1:41.6	18	1:15:42.8	+4:11.0	15	
Penalty Time	5.8			6.5							12.3			48.7			
14	6	ITA - Italy		0+9 1:24:23.7 +4:28.5 14													
		BRAUNHOFER Patrick															
Cumulative Time	6:55.9	+13.9	11	14:20.4	+32.8	15					21:18.7	+1:27.2	19				
Loop Time	6:55.9	+13.9	11	7:24.5	+32.4	16	6:58.3	+54.4	20								
Shooting	0+1	31.4	+10.8	=11	0+1	24.9	+6.1	6			0+2	56.3	+12.5	7			
Range Time	51.6	+10.7	11	49.1	+8.5	7					1:40.7	+15.5	10				
Course Time	5:58.1	+5.8	9	6:29.2	+24.8	20	6:58.3	+54.4	20		19:25.6	+1:24.2	20				
Penalty Time	6.2			6.1							12.4						
		HOFER Lukas															
Cumulative Time	28:23.4	+1:22.9	19	35:21.0	+1:26.2	17					41:55.6	+1:50.2	18				
Loop Time	7:04.7	+38.9	14	6:57.6	+10.4	3	6:34.6	+33.9	17								
Shooting	0+2	45.2	+25.5	17	0+0	22.0	0.0	1			0+2	1:07.2	+17.7	10			
Range Time	1:06.1	+23.6	16	42.8	0.0	1					1:48.9	+18.0	8				
Course Time	5:53.0	+16.0	5	6:09.4	+23.7	12	6:34.6	+33.9	17		18:37.0	+1:03.7	15				
Penalty Time	5.6			5.3							11.0						
		ROMANIN Nicola															
Cumulative Time	49:00.4	+2:11.6	17	56:13.9	+2:34.4	15					1:02:53.4	+3:09.3	15				
Loop Time	7:04.8	+31.0	13	7:13.5	+35.6	11	6:39.5	+36.6	16								
Shooting	0+1	34.5	+9.5	7	0+0	24.2	+3.2	8			0+1	58.7	+10.2	5			
Range Time	57.8	+11.6	8	46.6	+4.3	6					1:44.4	+15.7	7				
Course Time	6:01.0	+26.7	11	6:20.5	+31.7	16	6:39.5	+36.6	16		19:01.0	+1:32.3	16				
Penalty Time	5.9			6.4							12.4						
		GIACOMEL Tommaso															
Cumulative Time	1:09:56.5	+3:27.6	15	1:17:13.1	+4:04.2	14					1:24:23.7	+4:28.5	14				
Loop Time	7:03.1	+18.3	11	7:16.6	+38.0	10	7:10.6	+36.6	12								
Shooting	0+1	33.0	+10.5	8	0+3	34.1	+14.7	9			0+4	1:07.1	+14.1	8	4:09.6	+14.1	3
Range Time	54.4	+11.0	8	54.8	+12.8	7					1:49.2	+13.6	7	7:03.2	+16.0	4	
Course Time	6:02.4	+19.9	13	6:15.8	+35.0	12	7:10.6	+36.6	12		19:28.8	+1:07.1	12	1:16:32.4	+5:00.6	19	
Penalty Time	6.3			5.9							12.2			48.1			



TUE 17 FEB 2026

Start Time 14:30

End Time 15:57

Competition Analysis

Analisi della gara / Wettkampfanalyse / Analyses de l'épreuve

Rank	Bib	NOC Name		T																
		Loop 1			Loop 2			Loop 3			Total			Team						
		Time	Behind	Rk	Time	Behind	Rk	Time	Behind	Rk	Time	Behind	Rk	Time	Behind	Rk				
15	16	LTU - Lithuania												0+9	1:24:40.3	+4:45.1	15			
STROLIA Vytautas																				
Cumulative Time		7:13.7	+31.7	20	14:09.8	+22.2	11				20:28.6	+37.1	11							
Loop Time		7:13.7	+31.7	20	6:56.1	+4.0	2	6:18.8	+14.9	11										
Shooting	0+3	48.5	+27.9	20	0+0	23.0	+4.2	5			0+3	1:11.5	+27.7	16						
Range Time		1:07.2	+26.3	19	43.4	+2.8	4				1:50.6	+25.4	15							
Course Time		6:00.7	+8.4	15	6:05.6	+1.2	3	6:18.8	+14.9	11	18:25.1	+23.7	9							
Penalty Time		5.7			7.0						12.8									
DOMBROVSKI Karol																				
Cumulative Time		27:35.2	+34.7	14	34:50.8	+56.0	14				41:37.8	+1:32.4	16							
Loop Time		7:06.6	+40.8	15	7:15.6	+28.4	13	6:47.0	+46.3	19										
Shooting	0+1	37.2	+17.5	13	0+0	27.0	+5.0	7			0+1	1:04.3	+14.8	7						
Range Time		59.6	+17.1	13	49.5	+6.7	7				1:49.1	+18.2	9							
Course Time		6:00.8	+23.8	18	6:19.4	+33.7	18	6:47.0	+46.3	19	19:07.2	+1:33.9	19							
Penalty Time		6.1			6.6						12.8									
CIGAK Nikita																				
Cumulative Time		49:05.5	+2:16.7	18	56:26.3	+2:46.8	16				1:03:07.8	+3:23.7	16							
Loop Time		7:27.7	+53.9	17	7:20.8	+42.9	13	6:41.5	+38.6	17										
Shooting	0+3	54.5	+29.5	18	0+0	22.4	+1.4	4			0+3	1:16.9	+28.4	12						
Range Time		1:14.9	+28.7	18	43.2	+0.9	3				1:58.1	+29.4	12							
Course Time		6:06.5	+32.2	19	6:30.9	+42.1	20	6:41.5	+38.6	17	19:18.9	+1:50.2	19							
Penalty Time		6.3			6.7						13.0									
FOMIN Maksim																				
Cumulative Time		1:10:05.9	+3:37.0	16	1:17:29.3	+4:20.4	16				1:24:40.3	+4:45.1	15							
Loop Time		6:58.1	+13.3	6	7:23.4	+44.8	11	7:11.0	+37.0	13										
Shooting	0+0	27.1	+4.6	3	0+2	37.7	+18.3	12			0+2	1:04.9	+11.9	6	4:37.8	+42.3	9			
Range Time		46.4	+3.0	2	58.9	+16.9	12				1:45.3	+9.7	4	7:23.1	+35.9	9				
Course Time		6:05.6	+23.1	16	6:18.7	+37.9	14	7:11.0	+37.0	13	19:35.3	+1:13.6	14	1:16:26.5	+4:54.7	18				
Penalty Time		6.0			5.7						11.8			50.4						
UKR - Ukraine																	2+12	1:25:07.4	+5:12.2	16
PIDRUCHNYI Dmytro																				
Cumulative Time		6:58.6	+16.6	13	13:59.1	+11.5	6				20:11.0	+19.5	6							
Loop Time		6:58.6	+16.6	13	7:00.5	+8.4	3	6:11.9	+8.0	7										
Shooting	0+2	39.0	+18.4	17	0+1	28.4	+9.6	7			0+3	1:07.5	+23.7	14						
Range Time		59.1	+18.2	17	50.1	+9.5	11				1:49.2	+24.0	=13							
Course Time		5:53.6	+1.3	4	6:04.4	0.0	1	6:11.9	+8.0	7	18:09.9	+8.5	3							
Penalty Time		5.9			5.9						11.8									
BORKOVSKYI Bohdan																				
Cumulative Time		27:32.4	+31.9	12	34:43.0	+48.2	12				41:19.7	+1:14.3	14							
Loop Time		7:21.4	+55.6	18	7:10.6	+23.4	12	6:36.7	+36.0	18										
Shooting	0+3	57.4	+37.7	19	0+0	22.8	+0.8	2			0+3	1:20.3	+30.8	16						
Range Time		1:18.1	+35.6	19	45.0	+2.2	2				2:03.1	+32.2	16							
Course Time		5:56.9	+19.9	10	6:19.0	+33.3	17	6:36.7	+36.0	18	18:52.6	+1:19.3	17							
Penalty Time		6.3			6.6						13.0									
MANDZYN Vitalii																				
Cumulative Time		48:08.4	+1:19.6	11	55:17.0	+1:37.5	7				1:01:32.4	+1:48.3	6							
Loop Time		6:48.7	+14.9	6	7:08.6	+30.7	9	6:15.4	+12.5	6										
Shooting	0+0	25.0	0.0	1	0+1	30.0	+9.0	9			0+1	55.0	+6.5	4						
Range Time		47.5	+1.3	2	52.4	+10.1	10				1:39.9	+11.2	3							
Course Time		5:54.1	+19.8	9	6:09.7	+20.9	8	6:15.4	+12.5	6	18:19.2	+50.5	7							
Penalty Time		7.1			6.4						13.6									
LESIUK Taras																				
Cumulative Time		1:08:52.9	+2:24.0	11	1:17:18.8	+4:09.9	15				1:25:07.4	+5:12.2	16							
Loop Time		7:20.5	+35.7	16	8:25.9	+1:47.3	18	7:48.6	+1:14.6	19										
Shooting	0+2	42.4	+19.9	14	2+3	55.8	+36.4	19			2+5	1:38.2	+45.2	17	5:01.1	+1:05.6	15			
Range Time		1:05.1	+21.7	=14	1:17.6	+35.6	19				2:22.7	+47.1	17	7:54.9	+1:07.7	16				
Course Time		6:09.2	+26.7	18	6:15.4	+34.6	11	7:48.6	+1:14.6	19	20:13.2	+1:51.5	19	1:15:34.9	+4:03.1	14				
Penalty Time		6.1			52.8						59.0			1:37.5						



TUE 17 FEB 2026

Start Time 14:30

End Time 15:57

Competition Analysis

Analisi della gara / Wettkampfanalyse / Analyses de l'épreuve

Rank	Bib	NOC Name		T												
		Loop 1			Loop 2			Loop 3			Total			Team		
		Time	Behind	Rk	Time	Behind	Rk	Time	Behind	Rk	Time	Behind	Rk	Time	Behind	Rk
17	14	CAN - Canada				3+13 1:26:26.9 +6:31.7 17										
RUNNALLS Adam																
Cumulative Time		7:03.8	+21.8	17	14:09.4	+21.8	10				20:35.5	+44.0	12			
Loop Time		7:03.8	+21.8	17	7:05.6	+13.5	6	6:26.1	+22.2	14						
Shooting	0+2	31.4	+10.8	=11	0+0	20.0	+1.2	2			0+2	51.4	+7.6	=3		
Range Time		52.8	+11.9	12	41.3	+0.7	2				1:34.1	+8.9	4			
Course Time		6:04.8	+12.5	19	6:17.3	+12.9	15	6:26.1	+22.2	14	18:48.2	+46.8	15			
Penalty Time		6.2			7.0						13.2					
PLETZ Logan																
Cumulative Time		27:44.2	+43.7	16	34:44.3	+49.5	13				41:09.1	+1:03.7	11			
Loop Time		7:08.7	+42.9	16	7:00.1	+12.9	4	6:24.8	+24.1	13						
Shooting	0+2	42.4	+22.7	14	0+0	23.2	+1.2	3			0+2	1:05.7	+16.2	9		
Range Time		1:03.4	+20.9	14	45.9	+3.1	4				1:49.3	+18.4	10			
Course Time		5:58.8	+21.8	13	6:07.9	+22.2	8	6:24.8	+24.1	13	18:31.5	+58.2	13			
Penalty Time		6.5			6.3						12.8					
FLEMING Jasper																
Cumulative Time		48:59.7	+2:10.9	16	57:03.8	+3:24.3	18				1:03:46.1	+4:02.0	18			
Loop Time		7:50.6	+1:16.8	20	8:04.1	+1:26.2	17	6:42.3	+39.4	18						
Shooting	1+3	56.7	+31.7	19	1+3	51.7	+30.7	16			2+6	1:48.4	+59.9	19		
Range Time		1:18.1	+31.9	19	1:13.9	+31.6	16				2:32.0	+1:03.3	19			
Course Time		6:04.2	+29.9	16	6:21.8	+33.0	17	6:42.3	+39.4	18	19:08.3	+1:39.6	17			
Penalty Time		28.2			28.4						56.7					
CONNELLY Zachary																
Cumulative Time		1:10:44.0	+4:15.1	17	1:18:56.6	+5:47.7	17				1:26:26.9	+6:31.7	17			
Loop Time		6:57.9	+13.1	5	8:12.6	+1:34.0	17	7:30.3	+56.3	18						
Shooting	0+0	32.7	+10.2	7	1+3	50.0	+30.6	18			1+3	1:22.7	+29.7	13	5:08.3	+1:12.8
Range Time		55.2	+11.8	9	1:14.2	+32.2	18				2:09.4	+33.8	13	8:04.8	+1:17.6	17
Course Time		5:55.8	+13.3	10	6:25.7	+44.9	18	7:30.3	+56.3	18	19:51.8	+1:30.1	16	1:16:19.8	+4:48.0	16
Penalty Time		6.8			32.6						39.5			2:02.3		
18	20	LAT - Latvia				5+13 1:26:39.1 +6:43.9 18										
RASTORGUJEVS Andrejs																
Cumulative Time		7:02.4	+20.4	16	14:13.3	+25.7	12				20:28.3	+36.8	10			
Loop Time		7:02.4	+20.4	16	7:10.9	+18.8	11	6:15.0	+11.1	=9						
Shooting	0+2	34.0	+13.4	14	0+2	36.0	+17.2	15			0+4	1:10.0	+26.2	15		
Range Time		56.7	+15.8	16	57.7	+17.1	=14				1:54.4	+29.2	16			
Course Time		6:00.2	+7.9	13	6:07.5	+3.1	=4	6:15.0	+11.1	=9	18:22.7	+21.3	7			
Penalty Time		5.5			5.6						11.2					
BIRKENTALS Renars																
Cumulative Time		27:26.0	+25.5	=9	34:35.5	+40.7	9				40:48.2	+42.8	8			
Loop Time		6:57.7	+31.9	10	7:09.5	+22.3	10	6:12.7	+12.0	6						
Shooting	0+1	34.9	+15.2	10	0+0	27.8	+5.8	8			0+1	1:02.7	+13.2	6		
Range Time		55.8	+13.3	10	50.6	+7.8	9				1:46.4	+15.5	6			
Course Time		5:56.0	+19.0	6	6:13.3	+27.6	15	6:12.7	+12.0	6	18:22.0	+48.7	10			
Penalty Time		5.9			5.6						11.5					
LOZBERS Rihards																
Cumulative Time		48:04.0	+1:15.2	10	56:55.3	+3:15.8	17				1:03:32.3	+3:48.2	17			
Loop Time		7:15.8	+42.0	16	8:51.3	+2:13.4	20	6:37.0	+34.1	15						
Shooting	0+1	44.8	+19.8	15	3+3	1:00.8	+39.8	19			3+4	1:45.7	+57.2	18		
Range Time		1:06.4	+20.2	15	1:22.8	+40.5	19				2:29.2	+1:00.5	18			
Course Time		6:03.1	+28.8	14	6:13.6	+24.8	12	6:37.0	+34.1	15	18:53.7	+1:25.0	15			
Penalty Time		6.2			1:14.8						1:21.1					
MISE Edgars																
Cumulative Time		1:10:44.5	+4:15.6	18	1:19:16.0	+6:07.1	18				1:26:39.1	+6:43.9	18			
Loop Time		7:12.2	+27.4	15	8:31.5	+1:52.9	19	7:23.1	+49.1	15						
Shooting	0+1	39.0	+16.5	11	2+3	49.6	+30.2	17			2+4	1:28.7	+35.7	15	5:27.3	+1:31.8
Range Time		1:00.1	+16.7	11	1:11.2	+29.2	16				2:11.3	+35.7	=14	8:21.3	+1:34.1	18
Course Time		6:05.2	+22.7	15	6:24.7	+43.9	17	7:23.1	+49.1	15	19:53.0	+1:31.3	17	1:15:31.4	+3:59.6	13
Penalty Time		6.8			55.6						1:02.5			2:46.3		



TUE 17 FEB 2026

Start Time 14:30

End Time 15:57

Competition Analysis

Analisi della gara / Wettkampfanalyse / Analyses de l'épreuve

Rank	Bib	NOC Name	T																
			Loop 1			Loop 2			Loop 3			Total			Team				
			Time	Behind	Rk	Time	Behind	Rk	Time	Behind	Rk	Time	Behind	Rk	Time	Behind	Rk		
19	17	BEL - Belgium	0+18 1:26:55.8 +7:00.6 19																
LANGER Thierry																			
Cumulative Time			7:11.4	+29.4	19	14:25.1	+37.5	16				21:04.8	+1:13.3	18					
Loop Time			7:11.4	+29.4	19	7:13.7	+21.6	12	6:39.7	+35.8	17								
Shooting	0+3		48.1	+27.5	19	0+1	33.7	+14.9	13			0+4	1:21.9	+38.1	20				
Range Time			1:08.5	+27.6	20	54.6	+14.0	12				2:03.1	+37.9	20					
Course Time			5:57.0	+4.7	7	6:12.8	+8.4	10	6:39.7	+35.8	17	18:49.5	+48.1	17					
Penalty Time			5.8			6.2						12.0							
CLAUDE Florent																			
Cumulative Time			28:22.9	+1:22.4	18	35:43.9	+1:49.1	19				42:05.3	+1:59.9	19					
Loop Time			7:18.1	+52.3	17	7:21.0	+33.8	16	6:21.4	+20.7	12								
Shooting	0+2		43.9	+24.2	15	0+2	42.3	+20.3	15			0+4	1:26.2	+36.7	17				
Range Time			1:05.6	+23.1	15	1:04.4	+21.6	15				2:10.0	+39.1	17					
Course Time			6:06.4	+29.4	19	6:10.5	+24.8	14	6:21.4	+20.7	12	18:38.3	+1:05.0	16					
Penalty Time			6.1			6.0						12.1							
PARMANTIER Sam																			
Cumulative Time			49:49.1	+3:00.3	19	57:46.2	+4:06.7	19				1:04:29.3	+4:45.2	19					
Loop Time			7:43.8	+1:10.0	19	7:57.1	+1:19.2	16	6:43.1	+40.2	19								
Shooting	0+3		1:10.8	+45.8	20	0+3	1:01.7	+40.7	20			0+6	2:12.5	+1:24.0	20				
Range Time			1:31.8	+45.6	20	1:24.2	+41.9	20				2:56.0	+1:27.3	20					
Course Time			6:06.0	+31.7	18	6:26.8	+38.0	19	6:43.1	+40.2	19	19:15.9	+1:47.2	18					
Penalty Time			5.9			6.1						12.1							
MACKELS Marek																			
Cumulative Time			1:11:52.9	+5:24.0	19	1:19:29.1	+6:20.2	19				1:26:55.8	+7:00.6	19					
Loop Time			7:23.6	+38.8	18	7:36.2	+57.6	15	7:26.7	+52.7	17								
Shooting	0+3		58.6	+36.1	18	0+1	48.6	+29.2	16			0+4	1:47.2	+54.2	19	6:48.0	+2:52.5	19	
Range Time			1:20.4	+37.0	17	1:12.1	+30.1	17				2:32.5	+56.9	19	9:41.6	+2:54.4	19		
Course Time			5:57.4	+14.9	11	6:18.0	+37.2	13	7:26.7	+52.7	17	19:42.1	+1:20.4	15	1:16:25.8	+4:54.0	17		
Penalty Time			5.8			6.0						11.9			48.3				
20	15	ROU - Romania	LAP 20																
SHAMAEV Dmitrii																			
Cumulative Time			6:59.7	+17.7	15	14:30.3	+42.7	18				21:19.1	+1:27.6	20					
Loop Time			6:59.7	+17.7	15	7:30.6	+38.5	18	6:48.8	+44.9	19								
Shooting	0+0		26.1	+5.5	8	0+2	39.5	+20.7	16			0+2	1:05.7	+21.9	12				
Range Time			47.5	+6.6	8	1:01.3	+20.7	16				1:48.8	+23.6	12					
Course Time			6:06.1	+13.8	20	6:22.6	+18.2	18	6:48.8	+44.9	19	19:17.5	+1:16.1	19					
Penalty Time			6.1			6.6						12.7							
BUTA George																			
Cumulative Time			28:47.3	+1:46.8	20	36:54.2	+2:59.4	20				43:55.5	+3:50.1	20					
Loop Time			7:28.2	+1:02.4	19	8:06.9	+1:19.7	20	7:01.3	+1:00.6	20								
Shooting	0+1		44.5	+24.8	16	0+3	58.2	+36.2	20			0+4	1:42.7	+53.2	20				
Range Time			1:07.0	+24.5	17	1:20.9	+38.1	20				2:27.9	+57.0	20					
Course Time			6:15.0	+38.0	20	6:39.5	+53.8	20	7:01.3	+1:00.6	20	19:55.8	+2:22.5	20					
Penalty Time			6.2			6.4						12.7							
COLTEA George																			
Cumulative Time			51:23.8	+4:35.0	20	58:50.5	+5:11.0	20				1:05:34.6	+5:50.5	20					
Loop Time			7:28.3	+54.5	18	7:26.7	+48.8	14	6:44.1	+41.2	20								
Shooting	0+2		48.0	+23.0	17	0+1	32.8	+11.8	12			0+3	1:20.9	+32.4	14				
Range Time			1:08.8	+22.6	17	55.4	+13.1	12				2:04.2	+35.5	14					
Course Time			6:13.9	+39.6	20	6:25.3	+36.5	18	6:44.1	+41.2	20	19:23.3	+1:54.6	20					
Penalty Time			5.6			5.9						11.6							
FLORE Raul																			
Cumulative Time																			
Loop Time																			
Shooting	1+3		46.1	+23.6	16														
Range Time																			
Course Time			6:18.8	+36.3	20														
Penalty Time																			



Competition Analysis

Analisi della gara / Wettkampfanalyse / Analyses de l'épreuve

Legend:

=	Equal sign indicates that two or more competitors share the same rank	LAP	Lapped
Rk	Rank	T	Total penalties + used spare rounds



Final Results - Competition Data Summary

Risultati definitivi - Riepilogo dati relativi alla gara / Endgültige Ergebnisse - Zusammenfassung der Wettkampfdaten
Résultats définitifs - synthèse des données de compétition

Participation

Number of Entries:	20
Did Not Start:	0
Did Not Finish:	0
Lapped:	2
Disqualified:	0
Disqualified for unsportsmanlike behaviour:	0
Ranked:	20

Weather Conditions	30 min before Start	At Start Time	30 min after Start	At End Time
Weather	Mostly Sunny	High clouds	High clouds	High clouds
Snow Condition	Hard packed	Hard packed	Hard packed	Hard packed
Snow Temperature	-1.5°C	-1.3°C	-1.2°C	-1.0°C
Air Temperature	0.4°C	0.3°C	-0.1°C	1.2°C
Humidity	40%	42%	44%	41%
Wind Direction/Speed	E / 1.0 m/s	S / 0.7 m/s	N / 0.3 m/s	NE / 0.4 m/s

Jury Information

Technical Delegate - Chairman	VASSALLO Christophe (IBU)
Assistant Technical Delegate	OEBERG Ulrika (IBU)
Competition Chief	KIRCHER Georg (ITA)
Member	BITTERLING Felix (GER)
Member	TORNEUS-KULSTAD Erik (FIN)

Course Information

3 x 1995m+2080m+2205m red + 1 x 1995m+2080m+2347m red

Total Course Length	4 x 6280m
Height Difference	27m
Maximum Climb	14m
Total Climb	4 x 192m

Jury Decisions

No Decisions

Technical Delegate

VASSALLO Christophe (IBU)

Legend:

E East N North NE North-East S South



Results

Risultati / Ergebnisse / Résultats

Rank	Bib Leg	NOC Bib Colour	Name	P	S	T	Leg Result	Leg Rank	Team Result	Team Rank	Behind
1	1	FRA	- France			1+6			1:10:22.7		0.0
	1-1	r	BENED Camille	0+0	1+3	1+3	18:13.3	16	18:13.3	16	+55.8
	1-2	g	JEANMONNOT Lou	0+2	0+0	0+2	16:52.6	1	35:05.9	3	+1.6
	1-3	y	MICHELON Oceane	0+0	0+1	0+1	17:11.4	1	52:17.3	1	0.0
	1-4	b	SIMON Julia	0+0	0+0	0+0	18:05.4	1	1:10:22.7	1	0.0
2	3	SWE	- Sweden			1+7			1:11:14.0		+51.3
	3-1	r	GESTBLOM Linn	0+1	0+1	0+2	17:17.5	1	17:17.5	1	0.0
	3-2	g	MAGNUSSON Anna	1+3	0+0	1+3	18:11.0	11	35:28.5	6	+24.2
	3-3	y	OEBERG Elvira	0+0	0+0	0+0	17:35.7	2	53:04.2	2	+46.9
	3-4	b	OEBERG Hanna	0+1	0+1	0+2	18:09.8	2	1:11:14.0	2	+51.3
3	2	NOR	- Norway			0+7			1:11:30.3		+1:07.6
	2-1	r	JOHANSEN Marthe Krakstad	0+0	0+2	0+2	17:41.3	5	17:41.3	5	+23.8
	2-2	g	ARNEKLEIV Juni	0+1	0+0	0+1	17:39.4	5	35:20.7	4	+16.4
	2-3	y	KNOTTEN Karoline Offigstad	0+0	0+1	0+1	17:44.0	4	53:04.7	3	+47.4
	2-4	b	KIRKEEIDE Maren	0+1	0+2	0+3	18:25.6	4	1:11:30.3	3	+1:07.6
4	5	GER	- Germany			1+9			1:11:51.8		+1:29.1
	5-1	r	TANNHEIMER Julia	0+0	0+2	0+2	17:22.6	2	17:22.6	2	+5.1
	5-2	g	PREUSS Franziska	0+0	1+3	1+3	18:29.1	14	35:51.7	11	+47.4
	5-3	y	HETTICH-WALZ Janina	0+1	0+3	0+4	17:47.9	5	53:39.6	5	+1:22.3
	5-4	b	VOIGT Vanessa	0+0	0+0	0+0	18:12.2	3	1:11:51.8	4	+1:29.1
5	7	CZE	- Czechia			1+10			1:12:30.2		+2:07.5
	7-1	r	JISLOVA Jessica	0+0	0+2	0+2	17:47.4	8	17:47.4	8	+29.9
	7-2	g	CHARVATOVA Lucie	0+1	0+2	0+3	17:43.8	8	35:31.2	7	+26.9
	7-3	y	VOBORNIKOVA Tereza	0+1	0+1	0+2	17:39.1	3	53:10.3	4	+53.0
	7-4	b	VINKLARKOVA Tereza	1+3	0+0	1+3	19:19.9	11	1:12:30.2	5	+2:07.5
6	12	POL	- Poland			0+12			1:12:37.5		+2:14.8
	12-1	r	MAKA Anna	0+1	0+3	0+4	18:13.0	15	18:13.0	15	+55.5
	12-2	g	ZUK Kamila	0+0	0+2	0+2	17:35.6	4	35:48.6	9	+44.3
	12-3	y	JAKIELA Joanna	0+0	0+3	0+3	18:08.4	7	53:57.0	7	+1:39.7
	12-4	b	SIDOROWICZ Natalia	0+0	0+3	0+3	18:40.5	6	1:12:37.5	6	+2:14.8
7	6	FIN	- Finland			0+9			1:12:51.4		+2:28.7
	6-1	r	HAMALAINEN Inka	0+1	0+1	0+2	17:50.6	11	17:50.6	11	+33.1
	6-2	g	LEINAMO Sonja	0+3	0+2	0+5	18:01.6	9	35:52.2	12	+47.9
	6-3	y	LEHTONEN Venla	0+0	0+1	0+1	18:30.3	9	54:22.5	9	+2:05.2
	6-4	b	MINKKINEN Suvi	0+0	0+1	0+1	18:28.9	5	1:12:51.4	7	+2:28.7
8	10	SUI	- Switzerland			1+10			1:13:10.3		+2:47.6
	10-1	r	BASERGA Amy	0+0	0+1	0+1	17:47.9	9	17:47.9	9	+30.4
	10-2	g	GASPARIN Aita	0+2	0+0	0+2	18:13.5	12	36:01.4	13	+57.1
	10-3	y	MEIER Lea	0+1	0+1	0+2	17:51.4	6	53:52.8	6	+1:35.5
	10-4	b	HAECKI-GROSS Lena	0+2	1+3	1+5	19:17.5	9	1:13:10.3	8	+2:47.6
9	14	UKR	- Ukraine			0+9			1:13:42.2		+3:19.5
	14-1	r	MERKUSHYNA Oleksandra	0+1	0+2	0+3	17:34.2	4	17:34.2	4	+16.7
	14-2	g	DZHIMA Yuliiia	0+0	0+2	0+2	18:06.6	10	35:40.8	8	+36.5
	14-3	y	DMYTRENKO Khrystyna	0+1	0+1	0+2	18:42.5	12	54:23.3	10	+2:06.0
	14-4	b	CHALYK Daryna	0+1	0+1	0+2	19:18.9	10	1:13:42.2	9	+3:19.5



Results

Risultati / Ergebnisse / Résultats

Rank	Bib Leg	NOC Bib Colour	Name	P	S	T	Leg Result	Leg Rank	Team Result	Team Rank	Behind
10	9	SVK	- Slovakia			0+10			1:14:03.5		+3:40.8
	9-1	r	KAPUSTOVA Ema	0+3	0+0	0+3	18:31.1	17	18:31.1	17	+1:13.6
	9-2	g	BATOVSKA FIALKOVA Paulina	0+1	0+0	0+1	17:19.4	2	35:50.5	10	+46.2
	9-3	y	KUZMINA Anastasiya	0+1	0+0	0+1	18:25.0	8	54:15.5	8	+1:58.2
	9-4	b	REMENOVA Maria	0+3	0+2	0+5	19:48.0	13	1:14:03.5	10	+3:40.8
11	4	ITA	- Italy			2+13			1:14:17.4		+3:54.7
	4-1	r	AUCHENTALLER Hannah	0+1	0+2	0+3	17:48.6	10	17:48.6	10	+31.1
	4-2	g	WIERER Dorothea	1+3	0+2	1+5	18:17.3	13	36:05.9	14	+1:01.6
	4-3	y	CARRARA Michela	0+1	1+3	1+4	19:05.8	15	55:11.7	14	+2:54.4
	4-4	b	VITTOZZI Lisa	0+0	0+1	0+1	19:05.7	7	1:14:17.4	11	+3:54.7
12	15	BUL	- Bulgaria			2+10			1:14:49.9		+4:27.2
	15-1	r	HRISTOVA Lora	0+0	0+0	0+0	17:23.0	3	17:23.0	3	+5.5
	15-2	g	TODOROVA Milena	0+3	0+1	0+4	17:42.0	7	35:05.0	2	+0.7
	15-3	y	ZDRAVKOVA Maria	0+1	2+3	2+4	19:44.2	17	54:49.2	12	+2:31.9
	15-4	b	DIMITROVA Valentina	0+0	0+2	0+2	20:00.7	15	1:14:49.9	12	+4:27.2
13	19	BEL	- Belgium			0+6			1:15:06.5		+4:43.8
	19-1	r	LIE Lotte	0+0	0+0	0+0	17:46.6	7	17:46.6	7	+29.1
	19-2	g	CLOETENS Maya	0+0	0+1	0+1	17:39.4	5	35:26.0	5	+21.7
	19-3	y	BOUVARD Eve	0+1	0+3	0+4	19:02.1	14	54:28.1	11	+2:10.8
	19-4	b	EMONTS Marisa	0+0	0+1	0+1	20:38.4	18	1:15:06.5	13	+4:43.8
14	16	EST	- Estonia			0+12			1:15:12.3		+4:49.6
	16-1	r	KUELM Susan	0+2	0+2	0+4	18:07.6	14	18:07.6	14	+50.1
	16-2	g	ERMITS Regina	0+1	0+1	0+2	18:38.1	18	36:45.7	16	+1:41.4
	16-3	y	TOMINGAS Tuuli	0+2	0+0	0+2	18:35.4	10	55:21.1	15	+3:03.8
	16-4	b	TALIHAERM Johanna	0+1	0+3	0+4	19:51.2	14	1:15:12.3	14	+4:49.6
15	8	AUT	- Austria			2+15			1:15:19.3		+4:56.6
	8-1	r	STEINER Tamara	0+0	1+3	1+3	18:43.2	18	18:43.2	18	+1:25.7
	8-2	g	GANDLER Anna	0+2	0+1	0+3	18:34.1	15	37:17.3	17	+2:13.0
	8-3	y	ANDEXER Anna	0+1	1+3	1+4	18:55.9	13	56:13.2	17	+3:55.9
	8-4	b	HAUSER Lisa Theresa	0+2	0+3	0+5	19:06.1	8	1:15:19.3	15	+4:56.6
16	13	SLO	- Slovenia			6+11			1:15:22.1		+4:59.4
	13-1	r	REPINC Lena	0+0	0+3	0+3	17:50.7	12	17:50.7	12	+33.2
	13-2	g	LAMPIC Anamarija	0+0	2+3	2+3	18:35.1	16	36:25.8	15	+1:21.5
	13-3	y	CASERMAN Manca	0+1	0+1	0+2	18:38.2	11	55:04.0	13	+2:46.7
	13-4	b	KLEMENCIC Polona	0+0	4+3	4+3	20:18.1	16	1:15:22.1	16	+4:59.4
17	17	LAT	- Latvia			3+14			1:15:59.4		+5:36.7
	17-1	r	VOLFA Estere	0+0	0+2	0+2	17:41.7	6	17:41.7	6	+24.2
	17-2	g	BENDIKA Baiba	0+1	0+1	0+2	17:22.6	3	35:04.3	1	0.0
	17-3	y	BULINA Sanita	2+3	0+2	2+5	20:30.7	18	55:35.0	16	+3:17.7
	17-4	b	SABULE Annija Keita	0+2	1+3	1+5	20:24.4	17	1:15:59.4	17	+5:36.7
18	11	USA	- United States of America			3+13			1:16:49.4		+6:26.7
	11-1	r	IRWIN Deedra	0+1	0+1	0+2	18:01.7	13	18:01.7	13	+44.2
	11-2	g	ANDERSON Lucinda	1+3	1+3	2+6	19:57.7	19	37:59.4	19	+2:55.1
	11-3	y	FREED Margie	0+1	1+3	1+4	19:18.7	16	57:18.1	18	+5:00.8
	11-4	b	REID Joanne	0+0	0+1	0+1	19:31.3	12	1:16:49.4	18	+6:26.7



Results

Risultati / Ergebnisse / Résultats

Rank	Bib Leg	NOC Bib Colour	Name	P	S	T	Leg Result	Leg Rank	Team Result	Team Rank	Behind
19	18	CAN	- Canada						LAP		
	18-1	r	PARADIS Pascale	1+3	0+0	1+3	19:11.3	19	19:11.3	19	+1:53.8
	18-2	g	ROUSSEAU Shilo	0+0	0+2	0+2	18:36.1	17	37:47.4	18	+2:43.1
	18-3	y	PEIFFER Benita	0+3	1+3	1+6			LAP	19	
	18-4	b	MOSER Nadia						LAP	19	
20	20	LTU	- Lithuania						LAP		
	20-1	r	TRAUBAITE Judita	0+3	0+2	0+5	19:16.1	20	19:16.1	20	+1:58.6
	20-2	g	ZHURAUŠKAITE Lidiia	0+0	1+3	1+3	19:59.7	20	39:15.8	20	+4:11.5
	20-3	y	KOCERGINA Natalja	0+3	0+0	0+3			LAP	20	
	20-4	b	URUMOVA Sara						LAP	20	

Legend

b	blue	g	green	LAP	Lapped
P	Prone	r	red	S	Standing
T	Total penalties + used spare rounds	y	yellow		



WED 18 FEB 2026

Start Time 14:45

End Time 16:01

Competition Analysis

Analisi della gara / Wettkampfanalyse / Analyses de l'épreuve

Rank	Bib	NOC Name		T													
		Loop 1			Loop 2			Loop 3			Total			Team			
		Time	Behind	Rk	Time	Behind	Rk	Time	Behind	Rk	Time	Behind	Rk	Time	Behind	Rk	
1	1	FRA - France			1+6 1:10:22.7 0.0 1												
BENED Camille																	
Cumulative Time		5:44.6	0.0	1	12:40.6	+46.0	16				18:13.3	+55.8	16				
Loop Time		5:44.6	0.0	1	6:56.0	+57.1	19	5:32.7	+20.2	11							
Shooting	0+0	23.7	0.0	1	1+3	45.5	+27.4	17			1:09.3	+22.8	12				
Range Time		45.2	0.0	1	1:08.1	+27.2	17				1:53.3	+21.5	11				
Course Time		4:51.1	0.0	1	5:16.9	+9.5	13	5:32.7	+20.2	11	15:40.7	+24.4	9				
Penalty Time		8.3			30.9						39.2						
JEANMONNOT Lou																	
Cumulative Time		24:06.4	+42.9	12	29:57.0	+11.6	5				35:05.9	+1.6	3				
Loop Time		5:53.1	0.0	1	5:50.6	0.0	1	5:08.9	+0.2	3							
Shooting	0+2	39.4	+15.0	13	0+0	21.3	0.0	1			0+2	1:00.8	+2.0	3			
Range Time		1:00.3	+14.5	13	43.3	0.0	1				1:43.6	+2.9	2				
Course Time		4:46.7	0.0	1	5:01.1	0.0	1	5:08.9	+0.2	3	14:56.7	0.0	1				
Penalty Time		6.0			6.1						12.1						
MICHELON Oceane																	
Cumulative Time		40:55.4	0.0	1	47:00.5	0.0	1				52:17.3	0.0	1				
Loop Time		5:49.5	0.0	1	6:05.1	0.0	1	5:16.8	+0.9	2							
Shooting	0+0	25.2	+3.6	3	0+1	30.3	+4.1	5			0+1	55.5	+7.7	2			
Range Time		46.8	+3.0	2	51.8	+2.5	=2				1:38.6	+5.5	2				
Course Time		4:55.3	+0.6	2	5:05.9	0.0	1	5:16.8	+0.9	2	15:18.0	0.0	1				
Penalty Time		7.3			7.4						14.8						
SIMON Julia																	
Cumulative Time		58:03.4	0.0	1	1:04:11.2	0.0	1				1:10:22.7	0.0	1				
Loop Time		5:46.1	0.0	1	6:07.8	+2.8	2	6:11.5	+14.1	8							
Shooting	0+0	20.0	+1.5	2	0+0	18.7	0.0	1			0+0	38.7	0.0	1	3:44.5	0.0	1
Range Time		41.9	+1.7	2	44.0	0.0	1				1:25.9	+0.2	2	6:41.4	0.0	1	
Course Time		4:56.6	0.0	1	5:15.9	+7.0	4	6:11.5	+14.1	8	16:24.0	+14.9	4	1:02:19.4	0.0	1	
Penalty Time		7.5			7.9						15.4			1:21.7			
2	3	SWE - Sweden			1+7 1:11:14.0 +51.3 2												
GESTBLOM Linn																	
Cumulative Time		5:53.5	+8.9	6	12:00.4	+5.8	2				17:17.5	0.0	1				
Loop Time		5:53.5	+8.9	6	6:06.9	+8.0	2	5:17.1	+4.6	2							
Shooting	0+1	32.1	+8.4	13	0+1	27.3	+9.2	4			0+2	59.5	+13.0	5			
Range Time		54.4	+9.2	13	51.4	+10.5	5				1:45.8	+14.0	5				
Course Time		4:52.1	+1.0	3	5:09.0	+1.6	2	5:17.1	+4.6	2	15:18.2	+1.9	2				
Penalty Time		7.0			6.4						13.4						
MAGNUSSON Anna																	
Cumulative Time		23:58.8	+35.3	10	30:04.8	+19.4	6				35:28.5	+24.2	6				
Loop Time		6:41.3	+48.2	19	6:06.0	+15.4	4	5:23.7	+15.0	7							
Shooting	1+3	48.9	+24.5	16	0+0	24.9	+3.6	3			1+3	1:13.8	+15.0	11			
Range Time		1:11.4	+25.6	16	47.2	+3.9	3				1:58.6	+17.9	10				
Course Time		5:00.0	+13.3	15	5:12.6	+11.5	=11	5:23.7	+15.0	7	15:36.3	+39.6	10				
Penalty Time		29.8			6.2						36.0						
OEBERG Elvira																	
Cumulative Time		41:29.8	+34.4	4	47:48.3	+47.8	3				53:04.2	+46.9	2				
Loop Time		6:01.3	+11.8	5	6:18.5	+13.4	3	5:15.9	0.0	1							
Shooting	0+0	28.6	+7.0	5	0+0	31.1	+4.9	6			0+0	59.8	+12.0	4			
Range Time		50.7	+6.9	5	53.7	+4.4	5				1:44.4	+11.3	3				
Course Time		5:03.9	+9.2	7	5:18.5	+12.6	5	5:15.9	0.0	1	15:38.3	+20.3	=3				
Penalty Time		6.7			6.3						13.0						
OEBERG Hanna																	
Cumulative Time		59:05.5	+1:02.1	2	1:05:10.5	+59.3	2				1:11:14.0	+51.3	2				
Loop Time		6:01.3	+15.2	6	6:05.0	0.0	1	6:03.5	+6.1	5							
Shooting	0+1	27.3	+8.8	7	0+1	25.2	+6.5	4			0+2	52.5	+13.8	5	4:05.7	+21.2	3
Range Time		50.9	+10.7	8	47.6	+3.6	4				1:38.5	+12.8	5	7:07.3	+25.9	3	
Course Time		5:03.8	+7.2	5	5:10.1	+1.2	2	6:03.5	+6.1	5	16:17.4	+8.3	2	1:02:50.2	+30.8	2	
Penalty Time		6.6			7.2						13.9			1:16.5			



WED 18 FEB 2026

Start Time 14:45

End Time 16:01

Competition Analysis

Analisi della gara / Wettkampfanalyse / Analyses de l'épreuve

Rank	Bib	NOC Name		T													
		Loop 1			Loop 2			Loop 3			Total			Team			
		Time	Behind	Rk	Time	Behind	Rk	Time	Behind	Rk	Time	Behind	Rk	Time	Behind	Rk	
3	2	NOR - Norway										0+7	1:11:30.3	+1:07.6	3		
JOHANSEN Marthe Krakstad																	
Cumulative Time		5:48.9	+4.3	2	12:08.1	+13.5	3				17:41.3	+23.8	5				
Loop Time		5:48.9	+4.3	2	6:19.2	+20.3	8	5:33.2	+20.7	12							
Shooting	0+0	26.9	+3.2	9	0+2	34.8	+16.7	10			0+2	1:01.8	+15.3	6			
Range Time		48.6	+3.4	=5	57.4	+16.5	9				1:46.0	+14.2	6				
Course Time		4:53.0	+1.9	4	5:15.5	+8.1	11	5:33.2	+20.7	12	15:41.7	+25.4	10				
Penalty Time		7.2			6.2						13.4						
ARNEKLEIV Juni																	
Cumulative Time		23:41.0	+17.5	3	29:45.4	0.0	1				35:20.7	+16.4	4				
Loop Time		5:59.7	+6.6	8	6:04.4	+13.8	3	5:35.3	+26.6	14							
Shooting	0+1	34.9	+10.5	10	0+0	23.9	+2.6	2			0+1	58.8	0.0	1			
Range Time		55.3	+9.5	8	45.4	+2.1	2				1:40.7	0.0	1				
Course Time		4:58.0	+11.3	11	5:12.6	+11.5	=11	5:35.3	+26.6	14	15:45.9	+49.2	12				
Penalty Time		6.4			6.3						12.8						
KNOTTEN Karoline Offigstad																	
Cumulative Time		41:23.9	+28.5	2	47:45.4	+44.9	2				53:04.7	+47.4	3				
Loop Time		6:03.2	+13.7	6	6:21.5	+16.4	5	5:19.3	+3.4	3							
Shooting	0+0	21.6	0.0	1	0+1	26.2	0.0	1			0+1	47.8	0.0	1			
Range Time		43.8	0.0	1	49.3	0.0	1				1:33.1	0.0	1				
Course Time		5:12.2	+17.5	14	5:24.9	+19.0	=8	5:19.3	+3.4	3	15:56.4	+38.4	7				
Penalty Time		7.2			7.2						14.4						
KIRKEEIDE Maren																	
Cumulative Time		59:14.6	+1:11.2	3	1:05:32.9	+1:21.7	3				1:11:30.3	+1:07.6	3				
Loop Time		6:09.9	+23.8	10	6:18.3	+13.3	4	5:57.4	0.0	1							
Shooting	0+1	36.5	+18.0	14	0+2	39.4	+20.7	10			0+3	1:15.9	+37.2	11	4:04.5	+20.0	2
Range Time		59.5	+19.3	13	1:02.5	+18.5	10				2:02.0	+36.3	12	7:01.8	+20.4	2	
Course Time		5:02.8	+6.2	3	5:08.9	0.0	1	5:57.4	0.0	1	16:09.1	0.0	1	1:03:33.1	+1:13.7	6	
Penalty Time		7.5			6.9						14.4			55.3			
4	5	GER - Germany										1+9	1:11:51.8	+1:29.1	4		
TANNHEIMER Julia																	
Cumulative Time		5:49.8	+5.2	3	12:10.1	+15.5	4				17:22.6	+5.1	2				
Loop Time		5:49.8	+5.2	3	6:20.3	+21.4	9	5:12.5	0.0	1							
Shooting	0+0	29.3	+5.6	11	0+2	37.5	+19.4	11			0+2	1:06.8	+20.3	10			
Range Time		51.8	+6.6	11	1:01.2	+20.3	11				1:53.0	+21.2	10				
Course Time		4:51.6	+0.5	2	5:12.2	+4.8	5	5:12.5	0.0	1	15:16.3	0.0	1				
Penalty Time		6.3			6.9						13.3						
PREUSS Franziska																	
Cumulative Time		23:23.5	0.0	1	30:27.7	+42.3	12				35:51.7	+47.4	11				
Loop Time		6:00.9	+7.8	9	7:04.2	+1:13.6	17	5:24.0	+15.3	9							
Shooting	0+0	24.4	0.0	1	1+3	51.1	+29.8	16			1+3	1:15.6	+16.8	12			
Range Time		47.9	+2.1	=2	1:14.7	+31.4	16				2:02.6	+21.9	12				
Course Time		5:05.6	+18.9	17	5:19.6	+18.5	14	5:24.0	+15.3	9	15:49.2	+52.5	13				
Penalty Time		7.4			29.9						37.3						
HETTICH-WALZ Janina																	
Cumulative Time		41:45.3	+49.9	8	48:12.0	+1:11.5	5				53:39.6	+1:22.3	5				
Loop Time		5:53.6	+4.1	2	6:26.7	+21.6	7	5:27.6	+11.7	6							
Shooting	0+1	31.1	+9.5	7	0+3	45.5	+19.3	12			0+4	1:16.7	+28.9	10			
Range Time		52.3	+8.5	7	1:07.3	+18.0	11				1:59.6	+26.5	10				
Course Time		4:54.7	0.0	1	5:12.8	+6.9	2	5:27.6	+11.7	6	15:35.1	+17.1	2				
Penalty Time		6.5			6.6						13.2						
VOIGT Vanessa																	
Cumulative Time		59:36.6	+1:33.2	4	1:05:47.1	+1:35.9	4				1:11:51.8	+1:29.1	4				
Loop Time		5:57.0	+10.9	2	6:10.5	+5.5	3	6:04.7	+7.3	6							
Shooting	0+0	25.0	+6.5	5	0+0	23.7	+5.0	3			0+0	48.8	+10.1	4	4:28.1	+43.6	6
Range Time		46.4	+6.2	5	46.0	+2.0	3				1:32.4	+6.7	4	7:27.6	+46.2	6	
Course Time		5:03.5	+6.9	4	5:17.6	+8.7	5	6:04.7	+7.3	6	16:25.8	+16.7	5	1:03:06.4	+47.0	3	
Penalty Time		7.1			6.9						14.0			1:17.9			



WED 18 FEB 2026

Start Time 14:45

End Time 16:01

Competition Analysis

Analisi della gara / Wettkampfanalyse / Analyses de l'épreuve

Rank	Bib	NOC Name		T												
		Loop 1			Loop 2			Loop 3			Total			Team		
		Time	Behind	Rk	Time	Behind	Rk	Time	Behind	Rk	Time	Behind	Rk	Time	Behind	Rk
5	7	CZE - Czechia		1+10 1:12:30.2 +2:07.5 5												
JISLOVA Jessica																
Cumulative Time		5:51.2	+6.6	4	12:17.3	+22.7	10				17:47.4	+29.9	8			
Loop Time		5:51.2	+6.6	4	6:26.1	+27.2	14	5:30.1	+17.6	8						
Shooting	0+0	26.7	+3.0	7	0+2 42.3	+24.2	14				0+2 1:09.0	+22.5	11			
Range Time		48.6	+3.4	=5	1:05.9	+25.0	15				1:54.5	+22.7	12			
Course Time		4:55.8	+4.7	7	5:14.0	+6.6	8	5:30.1	+17.6	8	15:39.9	+23.6	8			
Penalty Time		6.7			6.1						12.9					
CHARVATOVA Lucie																
Cumulative Time		23:46.6	+23.1	8	30:07.3	+21.9	8				35:31.2	+26.9	7			
Loop Time		5:59.2	+6.1	7	6:20.7	+30.1	10	5:23.9	+15.2	8						
Shooting	0+1	33.8	+9.4	8	0+2 43.5	+22.2	13				0+3 1:17.3	+18.5	13			
Range Time		57.4	+11.6	11	1:06.1	+22.8	13				2:03.5	+22.8	13			
Course Time		4:56.0	+9.3	7	5:08.1	+7.0	6	5:23.9	+15.2	8	15:28.0	+31.3	8			
Penalty Time		5.7			6.4						12.2					
VOBORNIKOVA Tereza																
Cumulative Time		41:35.5	+40.1	5	47:48.8	+48.3	4				53:10.3	+53.0	4			
Loop Time		6:04.3	+14.8	8	6:13.3	+8.2	2	5:21.5	+5.6	4						
Shooting	0+1	31.6	+10.0	8	0+1 31.6	+5.4	7				0+2 1:03.3	+15.5	6			
Range Time		55.2	+11.4	8	53.1	+3.8	4				1:48.3	+15.2	5			
Course Time		5:02.8	+8.1	6	5:14.0	+8.1	3	5:21.5	+5.6	4	15:38.3	+20.3	=3			
Penalty Time		6.3			6.2						12.5					
VINKLARKOVA Tereza																
Cumulative Time		59:55.0	+1:51.6	5	1:06:21.3	+2:10.1	5				1:12:30.2	+2:07.5	5			
Loop Time		6:44.7	+58.6	17	6:26.3	+21.3	6	6:08.9	+11.5	7						
Shooting	1+3	46.4	+27.9	18	0+0 28.5	+9.8	6				1+3 1:14.9	+36.2	10	4:44.7	+1:00.2	8
Range Time		1:09.3	+29.1	18	52.0	+8.0	6				2:01.3	+35.6	10	7:47.6	+1:06.2	9
Course Time		5:05.1	+8.5	6	5:27.9	+19.0	10	6:08.9	+11.5	7	16:41.9	+32.8	9	1:03:28.1	+1:08.7	4
Penalty Time		30.3			6.3						36.6			1:14.4		
6	12	POL - Poland		0+12 1:12:37.5 +2:14.8 6												
MAKA Anna																
Cumulative Time		6:05.1	+20.5	16	12:40.6	+46.0	=16				18:13.0	+55.5	15			
Loop Time		6:05.1	+20.5	16	6:35.5	+36.6	17	5:32.4	+19.9	10						
Shooting	0+1	34.4	+10.7	14	0+3 48.7	+30.6	=18				0+4 1:23.2	+36.7	18			
Range Time		56.7	+11.5	15	1:11.5	+30.6	=18				2:08.2	+36.4	17			
Course Time		5:01.9	+10.8	=13	5:17.5	+10.1	15	5:32.4	+19.9	10	15:51.8	+35.5	13			
Penalty Time		6.5			6.4						12.9					
ZUK Kamila																
Cumulative Time		24:07.3	+43.8	13	30:26.9	+41.5	11				35:48.6	+44.3	9			
Loop Time		5:54.3	+1.2	3	6:19.6	+29.0	9	5:21.7	+13.0	6						
Shooting	0+0	29.4	+5.0	4	0+2 43.9	+22.6	14				0+2 1:13.3	+14.5	10			
Range Time		51.9	+6.1	4	1:06.2	+22.9	14				1:58.1	+17.4	9			
Course Time		4:56.3	+9.6	8	5:07.1	+6.0	4	5:21.7	+13.0	6	15:25.1	+28.4	7			
Penalty Time		6.0			6.3						12.4					
JAKIELA Joanna																
Cumulative Time		41:44.2	+48.8	7	48:28.6	+1:28.1	9				53:57.0	+1:39.7	7			
Loop Time		5:55.6	+6.1	3	6:44.4	+39.3	12	5:28.4	+12.5	7						
Shooting	0+0	28.1	+6.5	4	0+3 1:00.6	+34.4	19				0+3 1:28.7	+40.9	14			
Range Time		49.9	+6.1	4	1:23.8	+34.5	18				2:13.7	+40.6	14			
Course Time		4:59.0	+4.3	4	5:14.4	+8.5	4	5:28.4	+12.5	7	15:41.8	+23.8	5			
Penalty Time		6.6			6.2						12.9					
SIDOROWICZ Natalia																
Cumulative Time		59:56.6	+1:53.2	6	1:06:38.3	+2:27.1	6				1:12:37.5	+2:14.8	6			
Loop Time		5:59.6	+13.5	5	6:41.7	+36.7	10	5:59.2	+1.8	3						
Shooting	0+0	23.4	+4.9	4	0+3 48.8	+30.1	16				0+3 1:12.2	+33.5	9	5:17.6	+1:33.1	13
Range Time		44.9	+4.7	4	1:10.6	+26.6	15				1:55.5	+29.8	9	8:15.5	+1:34.1	13
Course Time		5:07.6	+11.0	8	5:25.0	+16.1	8	5:59.2	+1.8	3	16:31.8	+22.7	6	1:03:30.5	+1:11.1	5
Penalty Time		7.1			6.1						13.2			51.5		



WED 18 FEB 2026

Start Time 14:45

End Time 16:01

Competition Analysis

Analisi della gara / Wettkampfanalyse / Analyses de l'épreuve

Rank	Bib	NOC Name		T													
		Loop 1			Loop 2			Loop 3			Total			Team			
		Time	Behind	Rk	Time	Behind	Rk	Time	Behind	Rk	Time	Behind	Rk	Time	Behind	Rk	
7	6	FIN - Finland		0+9 1:12:51.4 +2:28.7 7													
HAMALAINEN Inka																	
Cumulative Time		6:02.1	+17.5	15	12:13.6	+19.0	8				17:50.6	+33.1	11				
Loop Time		6:02.1	+17.5	15	6:11.5	+12.6	3	5:37.0	+24.5	15							
Shooting	0+1	35.2	+11.5	15	0+1	29.8	+11.7	7			0+2	1:05.1	+18.6	8			
Range Time		56.6	+11.4	14	51.6	+10.7	6				1:48.2	+16.4	7				
Course Time		4:59.5	+8.4	10	5:13.9	+6.5	7	5:37.0	+24.5	15	15:50.4	+34.1	12				
Penalty Time		6.0			5.9						11.9						
LEINAMO Sonja																	
Cumulative Time		24:05.4	+41.9	11	30:37.6	+52.2	14				35:52.2	+47.9	12				
Loop Time		6:14.8	+21.7	15	6:32.2	+41.6	13	5:14.6	+5.9	4							
Shooting	0+3	51.2	+26.8	18	0+2	55.8	+34.5	17			0+5	1:47.0	+48.2	19			
Range Time		1:13.9	+28.1	18	1:17.7	+34.4	17				2:31.6	+50.9	19				
Course Time		4:54.8	+8.1	5	5:08.5	+7.4	7	5:14.6	+5.9	4	15:17.9	+21.2	4				
Penalty Time		6.1			6.0						12.2						
LEHTONEN Venla																	
Cumulative Time		41:55.5	+1:00.1	11	48:29.8	+1:29.3	10				54:22.5	+2:05.2	9				
Loop Time		6:03.3	+13.8	7	6:34.3	+29.2	10	5:52.7	+36.8	15							
Shooting	0+0	24.7	+3.1	2	0+1	33.5	+7.3	10			0+1	58.2	+10.4	3			
Range Time		47.6	+3.8	3	57.1	+7.8	9				1:44.7	+11.6	4				
Course Time		5:09.5	+14.8	12	5:30.3	+24.4	16	5:52.7	+36.8	15	16:32.5	+1:14.5	16				
Penalty Time		6.1			6.8						13.0						
MINKKINEN Suvi																	
Cumulative Time		1:00:20.2	+2:16.8	8	1:06:39.5	+2:28.3	7				1:12:51.4	+2:28.7	7				
Loop Time		5:57.7	+11.6	3	6:19.3	+14.3	5	6:11.9	+14.5	9							
Shooting	0+0	21.0	+2.5	3	0+1	25.6	+6.9	5			0+1	46.6	+7.9	3	4:37.0	+52.5	7
Range Time		42.5	+2.3	3	48.1	+4.1	5				1:30.6	+4.9	3	7:35.1	+53.7	7	
Course Time		5:08.4	+11.8	9	5:24.5	+15.6	7	6:11.9	+14.5	9	16:44.8	+35.7	10	1:04:25.6	+2:06.2	8	
Penalty Time		6.8			6.6						13.4			50.6			
8	10	SUI - Switzerland		1+10 1:13:10.3 +2:47.6 8													
BASERGA Amy																	
Cumulative Time		5:53.7	+9.1	7	12:12.3	+17.7	7				17:47.9	+30.4	9				
Loop Time		5:53.7	+9.1	7	6:18.6	+19.7	7	5:35.6	+23.1	14							
Shooting	0+0	24.6	+0.9	4	0+1	28.1	+10.0	5			0+1	52.7	+6.2	3			
Range Time		45.6	+0.4	2	50.7	+9.8	4				1:36.3	+4.5	2				
Course Time		5:01.5	+10.4	11	5:21.9	+14.5	17	5:35.6	+23.1	14	15:59.0	+42.7	16				
Penalty Time		6.5			6.0						12.6						
GASPARIN Aita																	
Cumulative Time		23:56.8	+33.3	9	30:18.9	+33.5	9				36:01.4	+57.1	13				
Loop Time		6:08.9	+15.8	12	6:22.1	+31.5	11	5:42.5	+33.8	17							
Shooting	0+2	40.9	+16.5	14	0+0	25.5	+4.2	5			0+2	1:06.4	+7.6	5			
Range Time		1:03.2	+17.4	14	49.3	+6.0	5				1:52.5	+11.8	6				
Course Time		4:59.6	+12.9	13	5:26.4	+25.3	17	5:42.5	+33.8	17	16:08.5	+1:11.8	17				
Penalty Time		6.0			6.4						12.5						
MEIER Lea																	
Cumulative Time		42:06.0	+1:10.6	12	48:26.6	+1:26.1	8				53:52.8	+1:35.5	6				
Loop Time		6:04.6	+15.1	9	6:20.6	+15.5	4	5:26.2	+10.3	5							
Shooting	0+1	36.0	+14.4	10	0+1	32.8	+6.6	9			0+2	1:08.9	+21.1	9			
Range Time		58.1	+14.3	10	54.9	+5.6	8				1:53.0	+19.9	8				
Course Time		4:59.7	+5.0	5	5:18.9	+13.0	6	5:26.2	+10.3	5	15:44.8	+26.8	6				
Penalty Time		6.7			6.8						13.6						
HAECKI-GROSS Lena																	
Cumulative Time		1:00:02.6	+1:59.2	7	1:06:55.5	+2:44.3	8				1:13:10.3	+2:47.6	8				
Loop Time		6:09.8	+23.7	9	6:52.9	+47.9	13	6:14.8	+17.4	11							
Shooting	0+2	34.5	+16.0	11	1+3	42.1	+23.4	13			1+5	1:16.6	+37.9	12	4:24.8	+40.3	5
Range Time		57.1	+16.9	11	1:04.3	+20.3	12				2:01.4	+35.7	11	7:23.2	+41.8	5	
Course Time		5:06.6	+10.0	7	5:19.7	+10.8	6	6:14.8	+17.4	11	16:41.1	+32.0	8	1:04:33.4	+2:14.0	9	
Penalty Time		6.0			28.8						34.9			1:13.6			



Competition Analysis

Analisi della gara / Wettkampfanalyse / Analyses de l'épreuve

Rank	Bib	NOC Name		T													
		Loop 1			Loop 2			Loop 3			Total			Team			
		Time	Behind	Rk	Time	Behind	Rk	Time	Behind	Rk	Time	Behind	Rk	Time	Behind	Rk	
9	14	UKR - Ukraine		0+9 1:13:42.2 +3:19.5 9													
MERKUSHYNA Oleksandra																	
Cumulative Time		5:54.8	+10.2	9	12:10.9	+16.3	5				17:34.2	+16.7	4				
Loop Time		5:54.8	+10.2	9	6:16.1	+17.2	6	5:23.3	+10.8	5							
Shooting	0+1	27.3	+3.6	10	0+2	29.9	+11.8	8			0+3	57.3	+10.8	4			
Range Time		50.0	+4.8	9	52.6	+11.7	7				1:42.6	+10.8	4				
Course Time		4:57.7	+6.6	8	5:17.0	+9.6	14	5:23.3	+10.8	5	15:38.0	+21.7	=6				
Penalty Time		7.0			6.4						13.5						
10	9	SVK - Slovakia		0+10 1:14:03.5 +3:40.8 10													
KAPUSTOVA Ema																	
Cumulative Time		6:23.5	+38.9	18	12:35.6	+41.0	14				18:31.1	+1:13.6	17				
Loop Time		6:23.5	+38.9	18	6:12.1	+13.2	4	5:55.5	+43.0	20							
Shooting	0+3	53.7	+30.0	19	0+0	18.1	0.0	1			0+3	1:11.9	+25.4	13			
Range Time		1:15.3	+30.1	19	40.9	0.0	1				1:56.2	+24.4	13				
Course Time		5:01.9	+10.8	=13	5:24.5	+17.1	18	5:55.5	+43.0	20	16:21.9	+1:05.6	18				
Penalty Time		6.3			6.6						13.0						
BATOVSKA FIALKOVA Paulina																	
Cumulative Time		24:26.9	+1:03.4	16	30:26.4	+41.0	10				35:50.5	+46.2	10				
Loop Time		5:55.8	+2.7	5	5:59.5	+8.9	2	5:24.1	+15.4	10							
Shooting	0+1	34.0	+9.6	9	0+0	25.1	+3.8	4			0+1	59.2	+0.4	2			
Range Time		56.2	+10.4	9	47.8	+4.5	4				1:44.0	+3.3	3				
Course Time		4:53.4	+6.7	2	5:05.4	+4.3	2	5:24.1	+15.4	10	15:22.9	+26.2	6				
Penalty Time		6.2			6.3						12.5						
KUZMINA Anastasiya																	
Cumulative Time		41:51.7	+56.3	10	48:20.1	+1:19.6	6				54:15.5	+1:58.2	8				
Loop Time		6:01.2	+11.7	4	6:28.4	+23.3	8	5:55.4	+39.5	17							
Shooting	0+1	36.5	+14.9	12	0+0	32.2	+6.0	8			0+1	1:08.7	+20.9	8			
Range Time		58.4	+14.6	11	54.2	+4.9	7				1:52.6	+19.5	7				
Course Time		4:56.6	+1.9	3	5:27.6	+21.7	14	5:55.4	+39.5	17	16:19.6	+1:01.6	12				
Penalty Time		6.1			6.5						12.7						
REMENOVA Maria																	
Cumulative Time		1:00:44.6	+2:41.2	10	1:07:30.1	+3:18.9	10				1:14:03.5	+3:40.8	10				
Loop Time		6:29.1	+43.0	14	6:45.5	+40.5	11	6:33.4	+36.0	14							
Shooting	0+3	45.1	+26.6	17	0+2	40.7	+22.0	11			0+5	1:25.8	+47.1	14	4:45.7	+1:01.2	9
Range Time		1:06.8	+26.6	16	1:03.1	+19.1	11				2:09.9	+44.2	14	7:42.7	+1:01.3	8	
Course Time		5:16.0	+19.4	12	5:35.9	+27.0	14	6:33.4	+36.0	14	17:25.3	+1:16.2	13	1:05:29.7	+3:10.3	15	
Penalty Time		6.2			6.5						12.8			51.1			



Competition Analysis

Analisi della gara / Wettkampfanalyse / Analyses de l'épreuve

Rank	Bib	NOC Name		T												
		Loop 1			Loop 2			Loop 3			Total			Team		
		Time	Behind	Rk	Time	Behind	Rk	Time	Behind	Rk	Time	Behind	Rk	Time	Behind	Rk
11	4	ITA - Italy		2+13 1:14:17.4 +3:54.7 11												
AUCHENTALLER Hannah																
Cumulative Time		6:00.6	+16.0	14	12:25.7	+31.1	12				17:48.6	+31.1	10			
Loop Time		6:00.6	+16.0	14	6:25.1	+26.2	13	5:22.9	+10.4	4						
Shooting	0+1	37.8	+14.1	16	0+2	43.5	+25.4	15			1:21.3	+34.8	17			
Range Time		58.5	+13.3	16	1:04.6	+23.7	14				2:03.1	+31.3	15			
Course Time		4:55.2	+4.1	6	5:14.7	+7.3	9	5:22.9	+10.4	4	15:32.8	+16.5	3			
Penalty Time		6.9			5.7						12.7					
WIERER Dorothea																
Cumulative Time		24:24.8	+1:01.3	15	30:36.1	+50.7	13				36:05.9	+1:01.6	14			
Loop Time		6:36.2	+43.1	18	6:11.3	+20.7	6	5:29.8	+21.1	11						
Shooting	1+3	51.1	+26.7	17	0+2	34.2	+12.9	7			1:25.3	+26.5	14			
Range Time		1:13.0	+27.2	17	57.2	+13.9	=8				2:10.2	+29.5	14			
Course Time		4:54.1	+7.4	4	5:08.0	+6.9	5	5:29.8	+21.1	11	15:31.9	+35.2	9			
Penalty Time		29.1			6.1						35.2					
CARRARA Michela																
Cumulative Time		42:26.6	+1:31.2	13	49:35.7	+2:35.2	14				55:11.7	+2:54.4	14			
Loop Time		6:20.7	+31.2	15	7:09.1	+1:04.0	15	5:36.0	+20.1	10						
Shooting	0+1	40.3	+18.7	15	1+3	45.7	+19.5	13			1:26.1	+38.3	12			
Range Time		1:02.4	+18.6	15	1:08.5	+19.2	12				2:10.9	+37.8	12			
Course Time		5:11.7	+17.0	13	5:27.1	+21.2	13	5:36.0	+20.1	10	16:14.8	+56.8	10			
Penalty Time		6.5			33.4						40.0					
VITTOZZI Lisa																
Cumulative Time		1:01:19.9	+3:16.5	14	1:07:46.9	+3:35.7	11				1:14:17.4	+3:54.7	11			
Loop Time		6:08.2	+22.1	7	6:27.0	+22.0	7	6:30.5	+33.1	12						
Shooting	0+0	18.5	0.0	1	0+1	23.3	+4.6	2			41.9	+3.2	2	4:54.7	+1:10.2	12
Range Time		40.2	0.0	1	45.5	+1.5	2				1:25.7	0.0	1	7:49.9	+1:08.5	10
Course Time		5:21.3	+24.7	15	5:34.6	+25.7	12	6:30.5	+33.1	12	17:26.4	+1:17.3	14	1:04:45.9	+2:26.5	10
Penalty Time		6.6			6.9						13.6			1:41.6		
12	15	BUL - Bulgaria		2+10 1:14:49.9 +4:27.2 12												
HRISTOVA Lora																
Cumulative Time		5:55.7	+11.1	10	11:54.6	0.0	1				17:23.0	+5.5	3			
Loop Time		5:55.7	+11.1	10	5:58.9	0.0	1	5:28.4	+15.9	7						
Shooting	0+0	24.4	+0.7	=2	0+0	22.0	+3.9	2			46.5	0.0	1			
Range Time		47.4	+2.2	3	44.4	+3.5	2				1:31.8	0.0	1			
Course Time		5:02.2	+11.1	15	5:07.4	0.0	1	5:28.4	+15.9	7	15:38.0	+21.7	=6			
Penalty Time		6.0			7.1						13.1					
TODOROVA Milena																
Cumulative Time		23:45.7	+22.2	7	29:56.3	+10.9	4				35:05.0	+0.7	2			
Loop Time		6:22.7	+29.6	17	6:10.6	+20.0	5	5:08.7	0.0	=1						
Shooting	0+3	56.5	+32.1	19	0+1	34.6	+13.3	8			1:31.1	+32.3	16			
Range Time		1:18.0	+32.2	19	57.2	+13.9	=8				2:15.2	+34.5	15			
Course Time		4:57.8	+11.1	10	5:06.9	+5.8	3	5:08.7	0.0	=1	15:13.4	+16.7	2			
Penalty Time		6.9			6.5						13.5					
ZDRAVKOVA Maria																
Cumulative Time		41:28.6	+33.2	3	49:04.9	+2:04.4	12				54:49.2	+2:31.9	12			
Loop Time		6:23.6	+34.1	16	7:36.3	+1:31.2	19	5:44.3	+28.4	12						
Shooting	0+1	38.6	+17.0	13	2+3	53.6	+27.4	16			1:32.3	+44.5	16			
Range Time		1:00.9	+17.1	13	1:15.1	+25.8	14				2:16.0	+42.9	15			
Course Time		5:15.0	+20.3	17	5:24.9	+19.0	=8	5:44.3	+28.4	12	16:24.2	+1:06.2	14			
Penalty Time		7.6			56.3						1:03.9					
DIMITROVA Valentina																
Cumulative Time		1:01:10.0	+3:06.6	12	1:08:07.0	+3:55.8	12				1:14:49.9	+4:27.2	12			
Loop Time		6:20.8	+34.7	12	6:57.0	+52.0	14	6:42.9	+45.5	17						
Shooting	0+0	27.7	+9.2	8	0+2	34.0	+15.3	8			1:01.8	+23.1	6	4:51.9	+1:07.4	11
Range Time		51.6	+11.4	9	57.6	+13.6	8				1:49.2	+23.5	=7	7:52.2	+1:10.8	11
Course Time		5:22.6	+26.0	16	5:52.4	+43.5	18	6:42.9	+45.5	17	17:57.9	+1:48.8	17	1:05:13.5	+2:54.1	13
Penalty Time		6.6			6.9						13.6			1:44.2		



Competition Analysis

Analisi della gara / Wettkampfanalyse / Analyses de l'épreuve

Rank	Bib	NOC Name						T									
		Loop 1			Loop 2			Loop 3			Total			Team			
		Time	Behind	Rk	Time	Behind	Rk	Time	Behind	Rk	Time	Behind	Rk	Time	Behind	Rk	
13	19	BEL - Belgium						0+6 1:15:06.5 +4:43.8 13									
LIE Lotte																	
Cumulative Time		5:57.9	+13.3	11	12:11.6	+17.0	6				17:46.6	+29.1	7				
Loop Time		5:57.9	+13.3	11	6:13.7	+14.8	5	5:35.0	+22.5	13							
Shooting	0+0	26.8	+3.1	8	0+0	25.3	+7.2	3			0+0	52.1	+5.6	2			
Range Time		50.3	+5.1	10	48.9	+8.0	3				1:39.2	+7.4	3				
Course Time		5:01.7	+10.6	12	5:18.9	+11.5	16	5:35.0	+22.5	13	15:55.6	+39.3	14				
Penalty Time		5.8			5.8						11.7						
CLOETENS Maya																	
Cumulative Time		23:42.1	+18.6	4	29:54.8	+9.4	2				35:26.0	+21.7	5				
Loop Time		5:55.5	+2.4	4	6:12.7	+22.1	=7	5:31.2	+22.5	12							
Shooting	0+0	29.9	+5.5	5	0+1	31.3	+10.0	6			0+1	1:01.2	+2.4	4			
Range Time		53.5	+7.7	6	53.6	+10.3	6				1:47.1	+6.4	4				
Course Time		4:55.9	+9.2	6	5:12.0	+10.9	10	5:31.2	+22.5	12	15:39.1	+42.4	11				
Penalty Time		6.0			7.1						13.2						
BOUVARD Eve																	
Cumulative Time		41:42.1	+46.7	6	48:38.8	+1:38.3	11				54:28.1	+2:10.8	11				
Loop Time		6:16.1	+26.6	12	6:56.7	+51.6	14	5:49.3	+33.4	13							
Shooting	0+1	39.7	+18.1	14	0+3	57.9	+31.7	17			0+4	1:37.6	+49.8	17			
Range Time		1:02.1	+18.3	14	1:22.5	+33.2	16				2:24.6	+51.5	16				
Course Time		5:07.5	+12.8	9	5:27.0	+21.1	12	5:49.3	+33.4	13	16:23.8	+1:05.8	13				
Penalty Time		6.5			7.2						13.7						
EMONTS Marisa																	
Cumulative Time		1:01:16.6	+3:13.2	13	1:08:21.0	+4:09.8	13				1:15:06.5	+4:43.8	13				
Loop Time		6:48.5	+1:02.4	18	7:04.4	+59.4	16	6:45.5	+48.1	18							
Shooting	0+0	35.0	+16.5	13	0+1	42.0	+23.3	12			0+1	1:17.0	+38.3	13	4:48.0	+1:03.5	10
Range Time		1:00.0	+19.8	14	1:06.3	+22.3	13				2:06.3	+40.6	13	7:57.2	+1:15.8	12	
Course Time		5:41.6	+45.0	18	5:51.6	+42.7	17	6:45.5	+48.1	18	18:18.7	+2:09.6	18	1:06:17.2	+3:57.8	18	
Penalty Time		6.9			6.5						13.4			52.2			
EST - Estonia																	
		KUELM Susan						0+12 1:15:12.3 +4:49.6 14									
Cumulative Time		6:11.7	+27.1	17	12:35.8	+41.2	15				18:07.6	+50.1	14				
Loop Time		6:11.7	+27.1	17	6:24.1	+25.2	12	5:31.8	+19.3	9							
Shooting	0+2	40.2	+16.5	17	0+2	44.9	+26.8	16			0+4	1:25.1	+38.6	19			
Range Time		1:02.8	+17.6	17	1:07.3	+26.4	16				2:10.1	+38.3	19				
Course Time		5:02.8	+11.7	17	5:10.4	+3.0	3	5:31.8	+19.3	9	15:45.0	+28.7	11				
Penalty Time		6.1			6.4						12.5						
ERMITS Regina																	
Cumulative Time		24:23.8	+1:00.3	14	30:56.7	+1:11.3	15				36:45.7	+1:41.4	16				
Loop Time		6:16.2	+23.1	16	6:32.9	+42.3	14	5:49.0	+40.3	18							
Shooting	0+1	36.5	+12.1	12	0+1	36.1	+14.8	=9			0+2	1:12.6	+13.8	9			
Range Time		59.0	+13.2	12	1:00.0	+16.7	10				1:59.0	+18.3	11				
Course Time		5:11.0	+24.3	19	5:26.4	+25.3	=17	5:49.0	+40.3	18	16:26.4	+1:29.7	18				
Penalty Time		6.1			6.5						12.7						
TOMINGAS Tuuli																	
Cumulative Time		43:24.7	+2:29.3	16	49:48.3	+2:47.8	16				55:21.1	+3:03.8	15				
Loop Time		6:39.0	+49.5	17	6:23.6	+18.5	6	5:32.8	+16.9	8							
Shooting	0+2	51.7	+30.1	17	0+0	28.9	+2.7	3			0+2	1:20.6	+32.8	11			
Range Time		1:15.0	+31.2	17	51.8	+2.5	=2				2:06.8	+33.7	11				
Course Time		5:17.1	+22.4	18	5:25.5	+19.6	=10	5:32.8	+16.9	8	16:15.4	+57.4	11				
Penalty Time		6.8			6.3						13.2						
TALIHAERM Johanna																	
Cumulative Time		1:01:58.7	+3:55.3	15	1:09:00.0	+4:48.8	14				1:15:12.3	+4:49.6	14				
Loop Time		6:37.6	+51.5	16	7:01.3	+56.3	15	6:12.3	+14.9	10							
Shooting	0+1	34.9	+16.4	12	0+3	53.5	+34.8	17			0+4	1:28.4	+49.7	15	5:27.0	+1:42.5	15
Range Time		58.7	+18.5	12	1:17.2	+33.2	17				2:15.9	+50.2	16	8:31.8	+1:50.4	15	
Course Time		5:32.1	+35.5	17	5:38.0	+29.1	15	6:12.3	+14.9	10	17:22.4	+1:13.3	12	1:05:49.2	+3:29.8	17	
Penalty Time		6.7			6.0						12.8			51.3			



Competition Analysis

Analisi della gara / Wettkampfanalyse / Analyses de l'épreuve

Rank	Bib	NOC Name	T														
			Loop 1			Loop 2			Loop 3			Total			Team		
			Time	Behind	Rk	Time	Behind	Rk	Time	Behind	Rk	Time	Behind	Rk	Time	Behind	Rk
15	8	AUT - Austria	2+15 1:15:19.3 +4:56.6 15														
STEINER Tamara																	
Cumulative Time	5:58.9	+14.3	13	12:55.5	+1:00.9	18			18:43.2	+1:25.7	18						
Loop Time	5:58.9	+14.3	13	6:56.6	+57.7	20	5:47.7	+35.2	18								
Shooting	0+0	25.4	+1.7	5	1+3	48.7	+30.6	=18	1+3	1:14.2	+27.7	14					
Range Time	48.6	+3.4	=5	1:11.5	+30.6	=18						2:00.1	+28.3	14			
Course Time	5:03.6	+12.5	19	5:14.9	+7.5	10	5:47.7	+35.2	18	16:06.2	+49.9	17					
Penalty Time	6.7						30.2						37.0				
GANDLER Anna																	
Cumulative Time	24:56.4	+1:32.9	17	31:37.2	+1:51.8	17			37:17.3	+2:13.0	17						
Loop Time	6:13.2	+20.1	13	6:40.8	+50.2	15	5:40.1	+31.4	16								
Shooting	0+2	45.8	+21.4	15	0+1	49.7	+28.4	15	0+3	1:35.6	+36.8	17					
Range Time	1:07.3	+21.5	15	1:12.0	+28.7	15						2:19.3	+38.6	17			
Course Time	4:59.9	+13.2	14	5:22.6	+21.5	16	5:40.1	+31.4	16	16:02.6	+1:05.9	15					
Penalty Time	6.0						6.1						12.2				
ANDEXER Anna																	
Cumulative Time	43:26.9	+2:31.5	17	50:36.4	+3:35.9	17			56:13.2	+3:55.9	17						
Loop Time	6:09.6	+20.1	11	7:09.5	+1:04.4	16	5:36.8	+20.9	11								
Shooting	0+1	33.1	+11.5	9	1+3	53.4	+27.2	15	1+4	1:26.6	+38.8	13					
Range Time	56.1	+12.3	9	1:16.1	+26.8	15						2:12.2	+39.1	13			
Course Time	5:07.1	+12.4	8	5:24.6	+18.7	7	5:36.8	+20.9	11	16:08.5	+50.5	8					
Penalty Time	6.3						28.7						35.1				
HAUSER Lisa Theresa																	
Cumulative Time	1:02:34.7	+4:31.3	17	1:09:20.5	+5:09.3	15			1:15:19.3	+4:56.6	15						
Loop Time	6:21.5	+35.4	13	6:45.8	+40.8	12	5:58.8	+1.4	2								
Shooting	0+2	43.0	+24.5	15	0+3	48.3	+29.6	15	0+5	1:31.4	+52.7	18	5:47.9	+2:03.4	17		
Range Time	1:05.5	+25.3	15	1:12.2	+28.2	16						2:17.7	+52.0	18	8:49.3	+2:07.9	17
Course Time	5:09.8	+13.2	11	5:27.3	+18.4	9	5:58.8	+1.4	2	16:35.9	+26.8	7	1:04:53.2	+2:33.8	11		
Penalty Time	6.2						6.3						12.5				
16	13	SLO - Slovenia	6+11 1:15:22.1 +4:59.4 16														
REPINC Lena																	
Cumulative Time	5:52.5	+7.9	5	12:27.0	+32.4	13			17:50.7	+33.2	12						
Loop Time	5:52.5	+7.9	5	6:34.5	+35.6	15	5:23.7	+11.2	6								
Shooting	0+0	24.4	+0.7	=2	0+3	53.2	+35.1	20	0+3	1:17.7	+31.2	15					
Range Time	47.9	+2.7	4	1:16.0	+35.1	20						2:03.9	+32.1	16			
Course Time	4:58.3	+7.2	9	5:11.1	+3.7	4	5:23.7	+11.2	6	15:33.1	+16.8	4					
Penalty Time	6.2						7.4						13.7				
LAMPIC Anamarija																	
Cumulative Time	23:44.6	+21.1	6	31:09.0	+1:23.6	16			36:25.8	+1:21.5	15						
Loop Time	5:53.9	+0.8	2	7:24.4	+1:33.8	19	5:16.8	+8.1	5								
Shooting	0+0	30.5	+6.1	6	2+3	58.5	+37.2	18	2+3	1:29.0	+30.2	15					
Range Time	53.1	+7.3	5	1:22.6	+39.3	18						2:15.7	+35.0	16			
Course Time	4:54.0	+7.3	3	5:10.6	+9.5	9	5:16.8	+8.1	5	15:21.4	+24.7	5					
Penalty Time	6.7						51.2						57.9				
CASERMAN Manca																	
Cumulative Time	42:44.9	+1:49.5	15	49:14.1	+2:13.6	13			55:04.0	+2:46.7	13						
Loop Time	6:19.1	+29.6	13	6:29.2	+24.1	9	5:49.9	+34.0	14								
Shooting	0+1	36.3	+14.7	11	0+1	29.5	+3.3	4	0+2	1:05.9	+18.1	7					
Range Time	59.5	+15.7	12	53.9	+4.6	6						1:53.4	+20.3	9			
Course Time	5:12.5	+17.8	15	5:28.4	+22.5	15	5:49.9	+34.0	14	16:30.8	+1:12.8	15					
Penalty Time	7.0						6.8						13.9				
KLEMENCIC Polona																	
Cumulative Time	1:01:03.4	+3:00.0	11	1:09:21.9	+5:10.7	16			1:15:22.1	+4:59.4	16						
Loop Time	5:59.4	+13.3	4	8:18.5	+2:13.5	18	6:00.2	+2.8	4								
Shooting	0+0	29.1	+10.6	9	4+3	59.6	+40.9	18	4+3	1:28.8	+50.1	17	5:21.5	+1:37.0	14		
Range Time	50.7	+10.5	7	1:21.5	+37.5	18						2:12.2	+46.5	15	8:25.2	+1:43.8	14
Course Time	5:02.5	+5.9	2	5:15.8	+6.9	3	6:00.2	+2.8	4	16:18.5	+9.4	3	1:03:43.8	+1:24.4	7		
Penalty Time	6.2						1:41.1						1:47.4				



Competition Analysis

Analisi della gara / Wettkampfanalyse / Analyses de l'épreuve

Rank	Bib	NOC Name		T												
		Loop 1			Loop 2			Loop 3			Total			Team		
		Time	Behind	Rk	Time	Behind	Rk	Time	Behind	Rk	Time	Behind	Rk	Time	Behind	Rk
17	17	LAT - Latvia			3+14 1:15:59.4 +5:36.7 17											
VOLFA Estere																
Cumulative Time		5:58.5	+13.9	12	12:22.0	+27.4	11				17:41.7	+24.2	6			
Loop Time		5:58.5	+13.9	12	6:23.5	+24.6	11	5:19.7	+7.2	3						
Shooting	0+0	25.8	+2.1	6	0+2 39.4	+21.3	12				0+2 1:05.2	+18.7	9			
Range Time		49.0	+3.8	8	1:03.9	+23.0	13				1:52.9	+21.1	9			
Course Time		5:03.2	+12.1	18	5:12.9	+5.5	6	5:19.7	+7.2	3	15:35.8	+19.5	5			
Penalty Time		6.3			6.6						13.0					
BENDIKA Baiba																
Cumulative Time		23:42.9	+19.4	5	29:55.6	+10.2	3				35:04.3	0.0	1			
Loop Time		6:01.2	+8.1	11	6:12.7	+22.1	=7	5:08.7	0.0	=1						
Shooting	0+1	35.6	+11.2	11	0+1 36.1	+14.8	=9				0+2 1:11.7	+12.9	8			
Range Time		56.5	+10.7	10	57.1	+13.8	7				1:53.6	+12.9	8			
Course Time		4:58.1	+11.4	12	5:09.1	+8.0	8	5:08.7	0.0	=1	15:15.9	+19.2	3			
Penalty Time		6.5			6.5						13.1					
BULINA Sanita																
Cumulative Time		42:44.3	+1:48.9	14	49:39.8	+2:39.3	15				55:35.0	+3:17.7	16			
Loop Time		7:40.0	+1:50.5	20	6:55.5	+50.4	13	5:55.2	+39.3	16						
Shooting	2+3	1:06.0	+44.4	19	0+2 49.0	+22.8	14				2+5 1:55.1	+1:07.3	19			
Range Time		1:28.8	+45.0	19	1:13.2	+23.9	13				2:42.0	+1:08.9	18			
Course Time		5:13.8	+19.1	16	5:34.9	+29.0	19	5:55.2	+39.3	16	16:43.9	+1:25.9	18			
Penalty Time		57.4			7.4						1:04.8					
SABULE Annija Keita																
Cumulative Time		1:02:06.3	+4:02.9	16	1:09:28.4	+5:17.2	17				1:15:59.4	+5:36.7	17			
Loop Time		6:31.3	+45.2	15	7:22.1	+1:17.1	17	6:31.0	+33.6	13						
Shooting	0+2	43.7	+25.2	16	1+3 44.9	+26.2	14				1+5 1:28.7	+50.0	16	5:40.8	+1:56.3	16
Range Time		1:07.1	+26.9	17	1:09.8	+25.8	14				2:16.9	+51.2	17	8:45.4	+2:04.0	16
Course Time		5:17.5	+20.9	13	5:40.3	+31.4	16	6:31.0	+33.6	13	17:28.8	+1:19.7	15	1:05:04.4	+2:45.0	12
Penalty Time		6.7			31.9						38.6			2:09.6		
18	11	USA - United States of America			3+13 1:16:49.4 +6:26.7 18											
IRWIN Deedra																
Cumulative Time		5:54.4	+9.8	8	12:15.7	+21.1	9				18:01.7	+44.2	13			
Loop Time		5:54.4	+9.8	8	6:21.3	+22.4	10	5:46.0	+33.5	16						
Shooting	0+1	30.4	+6.7	12	0+1 33.2	+15.1	9				0+2 1:03.7	+17.2	7			
Range Time		53.0	+7.8	12	57.7	+16.8	10				1:50.7	+18.9	8			
Course Time		4:54.2	+3.1	5	5:16.5	+9.1	12	5:46.0	+33.5	16	15:56.7	+40.4	15			
Penalty Time		7.2			7.1						14.3					
ANDERSON Lucinda																
Cumulative Time		25:03.6	+1:40.1	18	32:21.3	+2:35.9	19				37:59.4	+2:55.1	19			
Loop Time		7:01.9	+1:08.8	20	7:17.7	+1:27.1	18	5:38.1	+29.4	15						
Shooting	1+3	1:12.9	+48.5	20	1+3 1:10.5	+49.2	20				2+6 2:23.4	+1:24.6	20			
Range Time		1:34.7	+48.9	20	1:33.4	+50.1	20				3:08.1	+1:27.4	20			
Course Time		4:57.6	+10.9	9	5:14.2	+13.1	13	5:38.1	+29.4	15	15:49.9	+53.2	14			
Penalty Time		29.5			30.0						59.6					
FREED Margie																
Cumulative Time		44:19.8	+3:24.4	18	51:44.1	+4:43.6	18				57:18.1	+5:00.8	18			
Loop Time		6:20.4	+30.9	14	7:24.3	+1:19.2	17	5:34.0	+18.1	9						
Shooting	0+1	42.9	+21.3	16	1+3 1:03.8	+37.6	20				1+4 1:46.7	+58.9	18			
Range Time		1:04.9	+21.1	16	1:27.5	+38.2	19				2:32.4	+59.3	17			
Course Time		5:09.3	+14.6	11	5:25.5	+19.6	=10	5:34.0	+18.1	9	16:08.8	+50.8	9			
Penalty Time		6.2			31.2						37.4					
REID Joanne																
Cumulative Time		1:03:31.7	+5:28.3	18	1:10:12.4	+6:01.2	18				1:16:49.4	+6:26.7	18			
Loop Time		6:13.6	+27.5	11	6:40.7	+35.7	9	6:37.0	+39.6	16						
Shooting	0+0	26.4	+7.9	6	0+1 36.2	+17.5	9				0+1 1:02.7	+24.0	7	6:16.7	+2:32.2	18
Range Time		48.6	+8.4	6	1:00.6	+16.6	9				1:49.2	+23.5	=7	9:20.4	+2:39.0	18
Course Time		5:18.6	+22.0	14	5:34.0	+25.1	11	6:37.0	+39.6	16	17:29.6	+1:20.5	16	1:05:25.0	+3:05.6	14
Penalty Time		6.4			6.0						12.4			2:03.9		



Competition Analysis

Analisi della gara / Wettkampfanalyse / Analyses de l'épreuve

Rank	Bib	NOC Name	T													
		Loop 1			Loop 2			Loop 3			Total			Team		
		Time	Behind	Rk	Time	Behind	Rk	Time	Behind	Rk	Time	Behind	Rk	Time	Behind	Rk
19	18	CAN - Canada														
		PARADIS Pascale														
		LAP														
		19														
		Cumulative Time	6:48.4	+1:03.8	20	13:23.7	+1:29.1	20			19:11.3	+1:53.8	19			
		Loop Time	6:48.4	+1:03.8	20	6:35.3	+36.4	16	5:47.6	+35.1	17					
		Shooting	1+3	49.3	+25.6	18	0+0	29.7	+11.6	6	1+3	1:19.0	+32.5	16		
		Range Time	1:14.4	+29.2	18	54.3	+13.4	8			2:08.7	+36.9	18			
		Course Time	5:02.5	+11.4	16	5:34.1	+26.7	19	5:47.6	+35.1	17	16:24.2	+1:07.9	19		
		Penalty Time	31.4			6.9					38.4					
		ROUSSEAU Shilo														
		Cumulative Time	25:08.5	+1:45.0	19	31:51.5	+2:06.1	18			37:47.4	+2:43.1	18			
		Loop Time	5:57.2	+4.1	6	6:43.0	+52.4	16	5:55.9	+47.2	19					
		Shooting	0+0	26.2	+1.8	2	0+2	41.7	+20.4	12	0+2	1:08.0	+9.2	7		
		Range Time	47.9	+2.1	=2	1:05.2	+21.9	12			1:53.1	+12.4	7			
		Course Time	5:03.2	+16.5	16	5:31.1	+30.0	19	5:55.9	+47.2	19	16:30.2	+1:33.5	19		
		Penalty Time	6.1			6.6					12.7					
		PEIFFER Benita														
		Cumulative Time	44:55.0	+3:59.6	19	52:22.7	+5:22.2	19								
		Loop Time	7:07.6	+1:18.1	19	7:27.7	+1:22.6	18								
		Shooting	0+3	1:13.3	+51.7	20	1+3	59.2	+33.0	18	1+6	2:12.5	+1:24.7	20		
		Range Time	1:36.7	+52.9	20	1:23.7	+34.4	17			3:00.4	+1:27.3	19			
		Course Time	5:24.8	+30.1	20	5:33.3	+27.4	18								
		Penalty Time	6.0			30.6					36.7					
		MOSER Nadia														
		Cumulative Time														
		Loop Time														
		Shooting														
		Range Time														
		Course Time														
		Penalty Time														
20	20	LTU - Lithuania														
		TRAUBAITE Judita														
		LAP														
		20														
		Cumulative Time	6:30.4	+45.8	19	13:20.9	+1:26.3	19			19:16.1	+1:58.6	20			
		Loop Time	6:30.4	+45.8	19	6:50.5	+51.6	18	5:55.2	+42.7	19					
		Shooting	0+3	56.0	+32.3	20	0+2	40.8	+22.7	13	0+5	1:36.8	+50.3	20		
		Range Time	1:17.7	+32.5	20	1:03.6	+22.7	12			2:21.3	+49.5	20			
		Course Time	5:06.5	+15.4	20	5:40.6	+33.2	20	5:55.2	+42.7	19	16:42.3	+1:26.0	20		
		Penalty Time	6.2			6.2					12.4					
		ZHURAUŠKAITE Lidija														
		Cumulative Time	25:30.7	+2:07.2	20	33:11.6	+3:26.2	20			39:15.8	+4:11.5	20			
		Loop Time	6:14.6	+21.5	14	7:40.9	+1:50.3	20	6:04.2	+55.5	20					
		Shooting	0+0	31.5	+7.1	7	1+3	1:07.0	+45.7	19	1+3	1:38.5	+39.7	18		
		Range Time	54.9	+9.1	7	1:31.6	+48.3	19			2:26.5	+45.8	18			
		Course Time	5:13.3	+26.6	20	5:37.0	+35.9	20	6:04.2	+55.5	20	16:54.5	+1:57.8	20		
		Penalty Time	6.4			32.2					38.7					
		KOCERGINA Natalja														
		Cumulative Time	46:09.3	+5:13.9	20											
		Loop Time	6:53.5	+1:04.0	18											
		Shooting	0+3	1:00.2	+38.6	18	0+0	28.8	+2.6	2	0+3	1:29.1	+41.3	15		
		Range Time	1:24.9	+41.1	18											
		Course Time	5:22.0	+27.3	19	5:40.5	+34.6	20								
		Penalty Time	6.6													
		URUMOVA Sara														
		Cumulative Time														
		Loop Time														
		Shooting														
		Range Time														
		Course Time														
		Penalty Time														



Competition Analysis

Analisi della gara / Wettkampfanalyse / Analyses de l'épreuve

Legend:

=	Equal sign indicates that two or more competitors share the same rank	LAP	Lapped
Rk	Rank	T	Total penalties + used spare rounds



SUN 8 FEB 2026

Start Time 14:05
End Time 15:16

Final Results - Competition Data Summary

Risultati definitivi - Riepilogo dati relativi alla gara / Endgültige Ergebnisse - Zusammenfassung der Wettkampfdaten
Résultats définitifs - synthèse des données de compétition

Participation

Number of Entries:	21
Did Not Start:	0
Did Not Finish:	0
Lapped:	1
Disqualified:	0
Disqualified for unsportsmanlike behaviour:	0
Ranked:	21

Weather Conditions	30 min before Start	At Start Time	30 min after Start	At End Time
Weather	Mostly Sunny	Mostly Sunny	Mostly Sunny	Mostly Sunny
Snow Condition	Hard packed variable	Hard packed variable	Hard packed variable	Hard packed variable
Snow Temperature	0.0°C	0.0°C	0.0°C	0.0°C
Air Temperature	4.2°C	3.2°C	4.2°C	2.9°C
Humidity	45%	51%	53%	60%
Wind Direction/Speed	S / 0.6 m/s	N / 0.7 m/s	NE / 0.9 m/s	SE / 0.7 m/s

Jury Information

Technical Delegate - Chairman	VASSALLO Christophe (IBU)
Assistant Technical Delegate	OEBERG Ulrika (IBU)
Competition Chief	KIRCHER Georg (ITA)
Member	KRISTIANSEN Egil (NOR)
Member	AUCHENTALLER Armin (USA)

Course Information

3 x 1995m+2080m+2205m red + 1 x 1995m+2080m+2347m

Total Course Length	4 x 6280m
Height Difference	27m
Maximum Climb	14m
Total Climb	4 x 192m

Jury Decisions

No Decisions

Technical Delegate

VASSALLO Christophe (IBU)

Legend:	N North	NE North-East	S South	SE South-East
----------------	---------	---------------	---------	---------------



Results

Risultati / Ergebnisse / Résultats

Rank	Bib Leg	NOC Bib Colour	Name	Gender	P	S	T	Leg Result	Leg Rank	Team Result	Team Rank	Behind
1	1	FRA	- France				0+7			1:04:15.5		0.0
	1-1	r	PERROT Eric	M	0+0	0+1	0+1	14:31.8	2	14:31.8	2	+3.2
	1-2	g	FILLON MAILLET Quentin	M	0+3	0+2	0+5	15:12.9	6	29:44.7	3	+21.2
	1-3	y	JEANMONNOT Lou	F	0+1	0+0	0+1	16:41.1	1	46:25.8	1	0.0
	1-4	b	SIMON Julia	F	0+0	0+0	0+0	17:49.7	2	1:04:15.5	1	0.0
2	2	ITA	- Italy				0+5			1:04:41.3		+25.8
	2-1	r	GIACOMEL Tommaso	M	0+0	0+2	0+2	14:34.8	3	14:34.8	3	+6.2
	2-2	g	HOFER Lukas	M	0+0	0+2	0+2	15:10.2	5	29:45.0	4	+21.5
	2-3	y	WIERER Dorothea	F	0+0	0+1	0+1	17:00.0	2	46:45.0	4	+19.2
	2-4	b	VITTOZZI Lisa	F	0+0	0+0	0+0	17:56.3	3	1:04:41.3	2	+25.8
3	9	GER	- Germany				1+3			1:05:20.8		+1:05.3
	9-1	r	STRELOW Justus	M	0+0	0+0	0+0	14:41.4	4	14:41.4	4	+12.8
	9-2	g	NAWRATH Philipp	M	0+0	0+0	0+0	14:47.5	1	29:28.9	2	+5.4
	9-3	y	VOIGT Vanessa	F	0+0	0+0	0+0	17:15.7	4	46:44.6	3	+18.8
	9-4	b	PREUSS Franziska	F	0+0	1+3	1+3	18:36.2	11	1:05:20.8	3	+1:05.3
4	4	NOR	- Norway				2+6			1:05:52.7		+1:37.2
	4-1	r	ULDAL Martin	M	0+0	0+0	0+0	14:28.6	1	14:28.6	1	0.0
	4-2	g	CHRISTIANSEN Vette Sjaastad	M	0+0	0+1	0+1	14:54.9	2	29:23.5	1	0.0
	4-3	y	KNOTTEN Karoline Offigstad	F	0+2	0+0	0+2	17:20.7	7	46:44.2	2	+18.4
	4-4	b	KIRKEEIDE Maren	F	0+0	2+3	2+3	19:08.5	17	1:05:52.7	4	+1:37.2
5	6	SWE	- Sweden				2+7			1:05:56.3		+1:40.8
	6-1	r	SAMUELSSON Sebastian	M	0+0	2+3	2+3	15:52.9	18	15:52.9	18	+1:24.3
	6-2	g	PONSILUOMA Martin	M	0+2	0+0	0+2	15:14.1	7	31:07.0	14	+1:43.5
	6-3	y	MAGNUSSON Anna	F	0+1	0+0	0+1	17:06.5	3	48:13.5	8	+1:47.7
	6-4	b	OEBERG Hanna	F	0+0	0+1	0+1	17:42.8	1	1:05:56.3	5	+1:40.8
6	7	FIN	- Finland				0+7			1:06:12.0		+1:56.5
	7-1	r	HIIDENSALO Olli	M	0+0	0+0	0+0	14:46.1	5	14:46.1	5	+17.5
	7-2	g	SEPPALA Tero	M	0+1	0+3	0+4	15:36.0	10	30:22.1	7	+58.6
	7-3	y	HAMALAINEN Inka	F	0+1	0+2	0+3	17:52.5	15	48:14.6	9	+1:48.8
	7-4	b	MINKKINEN Suvi	F	0+0	0+0	0+0	17:57.4	4	1:06:12.0	6	+1:56.5
7	8	AUT	- Austria				0+6			1:06:36.5		+2:21.0
	8-1	r	UNTERWEGER Dominic	M	0+0	0+1	0+1	15:07.9	15	15:07.9	15	+39.3
	8-2	g	EDER Simon	M	0+0	0+0	0+0	15:21.8	9	30:29.7	9	+1:06.2
	8-3	y	GANDLER Anna	F	0+1	0+0	0+1	17:38.7	11	48:08.4	6	+1:42.6
	8-4	b	HAUSER Lisa Theresa	F	0+2	0+2	0+4	18:28.1	10	1:06:36.5	7	+2:21.0
8	14	UKR	- Ukraine				0+8			1:06:52.1		+2:36.6
	14-1	r	PIDRUCHNYI Dmytro	M	0+1	0+3	0+4	15:04.7	11	15:04.7	11	+36.1
	14-2	g	MANDZYN Vitalii	M	0+0	0+1	0+1	15:03.5	4	30:08.2	6	+44.7
	14-3	y	HORODNA Olena	F	0+0	0+1	0+1	18:00.6	17	48:08.8	7	+1:43.0
	14-4	b	MERKUSHYNA Oleksandra	F	0+0	0+2	0+2	18:43.3	14	1:06:52.1	8	+2:36.6
9	13	POL	- Poland				1+13			1:07:12.4		+2:56.9
	13-1	r	BADACZ Konrad	M	0+1	0+0	0+1	14:48.0	6	14:48.0	6	+19.4
	13-2	g	GUNKA Jan	M	0+3	1+3	1+6	16:17.2	17	31:05.2	12	+1:41.7
	13-3	y	ZUK Kamila	F	0+3	0+1	0+4	17:52.4	14	48:57.6	12	+2:31.8
	13-4	b	SIDOROWICZ Natalia	F	0+2	0+0	0+2	18:14.8	8	1:07:12.4	9	+2:56.9



Results

Risultati / Ergebnisse / Résultats

Rank	Bib Leg	NOC Bib Colour	Name	Gender	P	S	T	Leg Result	Leg Rank	Team Result	Team Rank	Behind
10	12	SUI	- Switzerland				1+7			1:07:14.0		+2:58.5
	12-1	r	STALDER Sebastian	M	0+0	0+0	0+0	15:07.0	13	15:07.0	13	+38.4
	12-2	g	HARTWEG Niklas	M	0+1	0+3	0+4	15:19.5	8	30:26.5	8	+1:03.0
	12-3	y	MEIER Lea	F	1+3	0+0	1+3	18:42.4	18	49:08.9	14	+2:43.1
	12-4	b	BASERGA Amy	F	0+0	0+0	0+0	18:05.1	6	1:07:14.0	10	+2:58.5
11	3	CZE	- Czechia				1+6			1:07:17.2		+3:01.7
	3-1	r	HORNIG Vitezslav	M	0+0	0+0	0+0	14:58.8	8	14:58.8	8	+30.2
	3-2	g	KRCMAR Michal	M	0+0	0+1	0+1	15:01.4	3	30:00.2	5	+36.7
	3-3	y	VOBORNIKOVA Tereza	F	0+0	0+0	0+0	17:17.4	5	47:17.6	5	+51.8
	3-4	b	DAVIDOVA Marketa	F	0+2	1+3	1+5	19:59.6	19	1:07:17.2	11	+3:01.7
12	17	LAT	- Latvia				2+9			1:07:28.5		+3:13.0
	17-1	r	RASTORGUJEVS Andrejs	M	0+0	0+1	0+1	14:51.2	7	14:51.2	7	+22.6
	17-2	g	BIRKENTALS Renars	M	0+0	1+3	1+3	15:59.3	13	30:50.5	10	+1:27.0
	17-3	y	BENDIKA Baiba	F	0+1	0+1	0+2	17:30.1	8	48:20.6	10	+1:54.8
	17-4	b	VOLFA Estere	F	0+0	1+3	1+3	19:07.9	16	1:07:28.5	12	+3:13.0
13	10	SLO	- Slovenia				2+11			1:07:40.9		+3:25.4
	10-1	r	VIDMAR Anton	M	0+1	1+3	1+4	15:58.5	19	15:58.5	19	+1:29.9
	10-2	g	PLANKO Lovro	M	0+0	1+3	1+3	16:06.4	16	32:04.9	18	+2:41.4
	10-3	y	REPINC Lena	F	0+0	0+1	0+1	17:34.0	10	49:38.9	16	+3:13.1
	10-4	b	KLEMENCIC Polona	F	0+2	0+1	0+3	18:02.0	5	1:07:40.9	13	+3:25.4
14	5	USA	- United States of America				1+13			1:07:43.2		+3:27.7
	5-1	r	GERMAIN Maxime	M	0+1	0+2	0+3	15:04.2	10	15:04.2	10	+35.6
	5-2	g	WRIGHT Campbell	M	1+3	0+3	1+6	16:02.5	14	31:06.7	13	+1:43.2
	5-3	y	IRWIN Deedra	F	0+0	0+1	0+1	17:39.4	12	48:46.1	11	+2:20.3
	5-4	b	FREED Margie	F	0+2	0+1	0+3	18:57.1	15	1:07:43.2	14	+3:27.7
15	15	EST	- Estonia				0+5			1:07:45.3		+3:29.8
	15-1	r	ZAHKNA Rene	M	0+2	0+0	0+2	15:20.3	16	15:20.3	16	+51.7
	15-2	g	SIIMER Kristo	M	0+2	0+0	0+2	15:50.6	12	31:10.9	15	+1:47.4
	15-3	y	KUELM Susan	F	0+1	0+0	0+1	17:57.6	16	49:08.5	13	+2:42.7
	15-4	b	ERMITS Regina	F	0+0	0+0	0+0	18:36.8	12	1:07:45.3	15	+3:29.8
16	21	BUL	- Bulgaria				0+15			1:07:46.0		+3:30.5
	21-1	r	TODEV Blagoy	M	0+1	0+3	0+4	16:00.5	20	16:00.5	20	+1:31.9
	21-2	g	ILIEV Vladimir	M	0+3	0+3	0+6	16:06.1	15	32:06.6	19	+2:43.1
	21-3	y	HRISTOVA Lora	F	0+1	0+1	0+2	17:30.6	9	49:37.2	15	+3:11.4
	21-4	b	TODOROVA Milena	F	0+3	0+0	0+3	18:08.8	7	1:07:46.0	16	+3:30.5
17	16	CAN	- Canada				1+12			1:08:37.1		+4:21.6
	16-1	r	RUNNALLS Adam	M	0+0	0+0	0+0	15:03.8	9	15:03.8	9	+35.2
	16-2	g	FLEMING Jasper	M	1+3	0+3	1+6	17:07.6	21	32:11.4	20	+2:47.9
	16-3	y	PARADIS Pascale	F	0+2	0+1	0+3	17:45.7	13	49:57.1	18	+3:31.3
	16-4	b	MOSER Nadia	F	0+1	0+2	0+3	18:40.0	13	1:08:37.1	17	+4:21.6
18	20	BEL	- Belgium				0+8			1:09:00.4		+4:44.9
	20-1	r	CLAUDE Florent	M	0+0	0+2	0+2	15:07.5	14	15:07.5	14	+38.9
	20-2	g	LANGER Thierry	M	0+3	0+3	0+6	16:49.5	20	31:57.0	17	+2:33.5
	20-3	y	LIE Lotte	F	0+0	0+0	0+0	18:44.9	19	50:41.9	21	+4:16.1
	20-4	b	CLOETENS Maya	F	0+0	0+0	0+0	18:18.5	9	1:09:00.4	18	+4:44.9



Results

Risultati / Ergebnisse / Résultats

Rank	Bib Leg	NOC Bib Colour	Name	Gender	P	S	T	Leg Result	Leg Rank	Team Result	Team Rank	Behind
19	11	SVK	- Slovakia				0+11			1:09:06.5		+4:51.0
	11-1	r	BORGULA Jakub	M	0+0	0+1	0+1	16:04.4	21	16:04.4	21	+1:35.8
	11-2	g	ADAMOV Simon	M	0+1	0+2	0+3	16:24.8	19	32:29.2	21	+3:05.7
	11-3	y	BATOVSKA FIALKOVA Paulina	F	0+1	0+1	0+2	17:17.6	6	49:46.8	17	+3:21.0
	11-4	b	KUZMINA Anastasiya	F	0+3	0+2	0+5	19:19.7	18	1:09:06.5	19	+4:51.0
20	18	LTU	- Lithuania				2+16			1:11:29.1		+7:13.6
	18-1	r	STROLIA Vytautas	M	0+1	0+3	0+4	15:26.0	17	15:26.0	17	+57.4
	18-2	g	CIGAK Nikita	M	0+3	0+1	0+4	16:20.9	18	31:46.9	16	+2:23.4
	18-3	y	TRAUBAITE Judita	F	0+3	0+1	0+4	18:53.6	20	50:40.5	20	+4:14.7
	18-4	b	ZHURAUŠKAITE Lidiia	F	0+1	2+3	2+4	20:48.6	20	1:11:29.1	20	+7:13.6
21	19	KAZ	- Kazakhstan							LAP		
	19-1	r	KIREYEV Vladislav	M	0+0	0+2	0+2	15:05.6	12	15:05.6	12	+37.0
	19-2	g	DYUSSENOV Asset	M	0+2	0+1	0+3	15:48.3	11	30:53.9	11	+1:30.4
	19-3	y	GENEVA Milana	F	0+2	0+3	0+5	19:36.4	21	50:30.3	19	+4:04.5
	19-4	b	RAKISHEVA Aisha	F	1+3					LAP	21	

Legend			
b	blue	F	Female
LAP	Lapped	M	Male
r	red	S	Standing
y	yellow	g	green
		P	Prone
		T	Total penalties + used spare rounds



SUN 8 FEB 2026

Start Time 14:05

End Time 15:16

Competition Analysis

Analisi della gara / Wettkampfanalyse / Analyses de l'épreuve

REVISED
10 FEB 12:00

Rank	Bib	NOC Name	Gender	T												
		Loop 1	Loop 2		Loop 3		Total			Team						
		Time Behind Rk	Time Behind Rk	Time Behind Rk	Time Behind Rk	Time Behind Rk	Time Behind Rk	Time Behind Rk	Time Behind Rk	Time Behind Rk	Time Behind Rk					
1	1	FRA - France					0+7	1:04:15.5	0.0	1						
		PERROT Eric														
Cumulative Time		4:59.3	+0.3	2	10:08.0	+4.7	2		14:31.8	+3.2	2					
Loop Time		4:59.3	+0.3	2	5:08.7	+8.4	3	4:23.8	+3.1	2						
Shooting	0+0	23.5	+3.7	7	0+1	23.9	+4.1	9	0+1	47.5	+6.1	7				
Range Time		41.2	+1.1	3	42.8	+4.2	=8		1:24.0	+3.5	2					
Course Time		4:10.8	+0.4	3	4:20.0	+4.3	6	4:23.8	+3.1	2	12:54.6	+4.7	3			
Penalty Time		7.2			5.9				13.2							
		FILLON MAILLET Quentin														
Cumulative Time		20:01.2	+21.6	5	25:15.7	+21.9	4		29:44.7	+21.2	3					
Loop Time		5:29.4	+31.2	14	5:14.5	+2.0	3	4:29.0	+11.5	2						
Shooting	0+3	52.6	+32.5	20	0+2	33.4	+16.7	8	0+5	1:26.1	+49.2	16				
Range Time		1:11.8	+31.5	20	51.6	+14.1	8		2:03.4	+45.6	16					
Course Time		4:10.9	+2.3	3	4:16.8	0.0	1	4:29.0	+11.5	2	12:56.7	+0.4	2			
Penalty Time		6.7			6.0				12.8							
		JEANMONNOT Lou														
Cumulative Time		35:25.3	+6.2	3	41:15.8	0.0	1		46:25.8	0.0	1					
Loop Time		5:40.6	+2.3	2	5:50.5	+0.1	2	5:10.0	0.0	1						
Shooting	0+1	31.2	+7.9	7	0+0	22.1	+1.7	=2	0+1	53.3	+6.0	5				
Range Time		52.0	+9.9	7	43.0	+3.1	2		1:35.0	+6.0	5					
Course Time		4:41.7	0.0	1	5:00.5	0.0	1	5:10.0	0.0	1	14:52.2	0.0	1			
Penalty Time		6.9			6.9				13.8							
		SIMON Julia														
Cumulative Time		52:11.4	0.0	1	58:13.2	0.0	1		1:04:15.5	0.0	1					
Loop Time		5:45.6	0.0	1	6:01.8	0.0	1	6:02.3	+25.7	12						
Shooting	0+0	19.7	0.0	1	0+0	18.8	0.0	1	0+0	38.5	0.0	1	3:45.6	+11.1	4	
Range Time		40.0	0.0	1	38.9	0.0	1		1:18.9	0.0	1	6:21.3	+10.8	3		
Course Time		4:58.3	+3.9	=5	5:15.7	+10.4	7	6:02.3	+25.7	12	16:16.3	+29.0	7	56:59.8	0.0	1
Penalty Time		7.2			7.1				14.4			54.3				
2	2	ITA - Italy							0+5	1:04:41.3	+25.8	2				
		GIACOMEL Tommaso														
Cumulative Time		4:59.0	0.0	1	10:14.1	+10.8	6		14:34.8	+6.2	3					
Loop Time		4:59.0	0.0	1	5:15.1	+14.8	=9	4:20.7	0.0	1						
Shooting	0+0	24.2	+4.4	=8	0+2	29.7	+9.9	11	0+2	54.0	+12.6	11				
Range Time		42.1	+2.0	6	49.5	+10.9	12		1:31.6	+11.1	11					
Course Time		4:10.4	0.0	1	4:18.8	+3.1	4	4:20.7	0.0	1	12:49.9	0.0	1			
Penalty Time		6.5			6.7				13.2							
		HOFER Lukas														
Cumulative Time		19:42.3	+2.7	3	25:13.2	+19.4	3		29:45.0	+21.5	4					
Loop Time		5:07.5	+9.3	3	5:30.9	+18.4	8	4:31.8	+14.3	4						
Shooting	0+0	28.5	+8.4	6	0+2	42.3	+25.6	14	0+2	1:10.8	+33.9	9				
Range Time		46.9	+6.6	5	1:01.7	+24.2	13		1:48.6	+30.8	8					
Course Time		4:14.7	+6.1	8	4:23.3	+6.5	4	4:31.8	+14.3	4	13:09.8	+13.5	4			
Penalty Time		5.8			5.8				11.7							
		WIERER Dorothea														
Cumulative Time		35:23.3	+4.2	2	41:25.1	+9.3	4		46:45.0	+19.2	4					
Loop Time		5:38.3	0.0	1	6:01.8	+11.4	5	5:19.9	+9.9	4						
Shooting	0+0	24.6	+1.3	4	0+1	25.5	+5.1	=9	0+1	50.2	+2.9	3				
Range Time		43.7	+1.6	2	46.3	+6.4	8		1:30.0	+1.0	3					
Course Time		4:47.7	+6.0	2	5:08.4	+7.9	8	5:19.9	+9.9	4	15:16.0	+23.8	3			
Penalty Time		6.8			7.1				13.9							
		VITTOZZI Lisa														
Cumulative Time		52:30.7	+19.3	2	58:33.7	+20.5	2		1:04:41.3	+25.8	2					
Loop Time		5:45.7	+0.1	2	6:03.0	+1.2	2	6:07.6	+31.0	18						
Shooting	0+0	21.2	+1.5	3	0+0	19.9	+1.1	3	0+0	41.2	+2.7	2	3:36.4	+1.9	2	
Range Time		40.4	+0.4	2	39.9	+1.0	2		1:20.3	+1.4	2	6:10.5	0.0	1		
Course Time		4:58.3	+3.9	=5	5:16.6	+11.3	8	6:07.6	+31.0	18	16:22.5	+35.2	13	57:38.2	+38.4	3
Penalty Time		6.9			6.4				13.4			52.4				



SUN 8 FEB 2026

Start Time 14:05

End Time 15:16

Competition Analysis

Analisi della gara / Wettkampfanalyse / Analyses de l'épreuve

REVISED
10 FEB 12:00

Rank	Bib	NOC Name	Gender	T	Loop 1		Loop 2		Loop 3		Total			Team			
					Time	Behind	Rk	Time	Behind	Rk	Time	Behind	Rk	Time	Behind	Rk	
3	9	GER - Germany		1+3	1:05:20.8	+1:05.3	3										
		STRELOW Justus	M														
Cumulative Time		4:59.7	+0.7	3	10:09.7	+6.4	3				14:41.4	+12.8	4				
Loop Time		4:59.7	+0.7	3	5:10.0	+9.7	6	4:31.7	+11.0	5							
Shooting	0+0	19.8	0.0	1	0+0	23.8	+4.0	8			0+0	43.7	+2.3	2			
Range Time		41.7	+1.6	=4	42.8	+4.2	=8				1:24.5	+4.0	3				
Course Time		4:12.2	+1.8	6	4:21.0	+5.3	10	4:31.7	+11.0	5	13:04.9	+15.0	5				
Penalty Time		5.7			6.1						11.8						
		NAWRATH Philipp	M														
Cumulative Time		19:39.6	0.0	1	24:53.8	0.0	1				29:28.9	+5.4	2				
Loop Time		4:58.2	0.0	1	5:14.2	+1.7	2	4:35.1	+17.6	7							
Shooting	0+0	24.2	+4.1	2	0+0	23.5	+6.8	3			0+0	47.8	+10.9	2			
Range Time		43.6	+3.3	2	42.9	+5.4	3				1:26.5	+8.7	2				
Course Time		4:08.6	0.0	1	4:25.5	+8.7	9	4:35.1	+17.6	7	13:09.2	+12.9	3				
Penalty Time		5.9			5.8						11.8						
		VOIGT Vanessa	F														
Cumulative Time		35:19.1	0.0	1	41:24.1	+8.3	3				46:44.6	+18.8	3				
Loop Time		5:50.2	+11.9	4	6:05.0	+14.6	7	5:20.5	+10.5	6							
Shooting	0+0	23.6	+0.3	2	0+0	23.7	+3.3	5			0+0	47.3	0.0	1			
Range Time		44.5	+2.4	3	44.7	+4.8	5				1:29.2	+0.2	2				
Course Time		4:58.5	+16.8	12	5:13.4	+12.9	13	5:20.5	+10.5	6	15:32.4	+40.2	10				
Penalty Time		7.2			6.8						14.1						
		PREUSS Franziska	F														
Cumulative Time		52:35.8	+24.4	3	59:26.1	+1:12.9	3				1:05:20.8	+1:05.3	3				
Loop Time		5:51.2	+5.6	5	6:50.3	+48.5	16	5:54.7	+18.1	8							
Shooting	0+0	23.7	+4.0	6	1+3	51.8	+33.0	17			1+3	1:15.5	+37.0	11	3:34.5	0.0	1
Range Time		43.8	+3.8	5	1:10.8	+31.9	16				1:54.6	+35.7	10	6:14.8	+4.3	2	
Course Time		5:00.3	+5.9	10	5:10.5	+5.2	2	5:54.7	+18.1	8	16:05.5	+18.2	4	57:52.0	+52.2	5	
Penalty Time		7.1			28.9						36.1			1:13.9			
4	4	NOR - Norway		2+6	1:05:52.7	+1:37.2	4										
		ULDAL Martin	M														
Cumulative Time		5:03.0	+4.0	=7	10:03.3	0.0	1				14:28.6	0.0	1				
Loop Time		5:03.0	+4.0	=7	5:00.3	0.0	1	4:25.3	+4.6	3							
Shooting	0+0	28.7	+8.9	16	0+0	20.8	+1.0	3			0+0	49.5	+8.1	9			
Range Time		46.4	+6.3	14	38.6	0.0	1				1:25.0	+4.5	5				
Course Time		4:10.5	+0.1	2	4:15.7	0.0	1	4:25.3	+4.6	3	12:51.5	+1.6	2				
Penalty Time		6.1			5.9						12.1						
		CHRISTIANSEN Vetle Sjaastad	M														
Cumulative Time		19:40.9	+1.3	2	25:06.0	+12.2	2				29:23.5	0.0	1				
Loop Time		5:12.3	+14.1	7	5:25.1	+12.6	5	4:17.5	0.0	1							
Shooting	0+0	33.2	+13.1	9	0+1	34.5	+17.8	10			0+1	1:07.8	+30.9	7			
Range Time		52.0	+11.7	9	54.3	+16.8	10				1:46.3	+28.5	7				
Course Time		4:13.6	+5.0	7	4:25.2	+8.4	7	4:17.5	0.0	1	12:56.3	0.0	1				
Penalty Time		6.6			5.6						12.2						
		KNOTTEN Karoline Offigstad	F														
Cumulative Time		35:28.4	+9.3	4	41:18.8	+3.0	2				46:44.2	+18.4	2				
Loop Time		6:04.9	+26.6	14	5:50.4	0.0	1	5:25.4	+15.4	10							
Shooting	0+2	42.4	+19.1	17	0+0	23.8	+3.4	=6			0+2	1:06.3	+19.0	12			
Range Time		1:03.0	+20.9	16	39.9	0.0	1				1:42.9	+13.9	9				
Course Time		4:54.6	+12.9	=4	5:03.5	+3.0	3	5:25.4	+15.4	10	15:23.5	+31.3	6				
Penalty Time		7.3			6.9						14.2						
		KIRKEEIDE Maren	F														
Cumulative Time		52:41.6	+30.2	4	59:50.5	+1:37.3	4				1:05:52.7	+1:37.2	4				
Loop Time		5:57.4	+11.8	6	7:08.9	+1:07.1	18	6:02.2	+25.6	=10							
Shooting	0+0	30.5	+10.8	11	2+3	50.2	+31.4	16			2+3	1:20.8	+42.3	13	4:24.5	+50.0	11
Range Time		49.7	+9.7	10	1:10.7	+31.8	15				2:00.4	+41.5	13	6:54.6	+44.1	10	
Course Time		5:00.2	+5.8	9	5:05.3	0.0	1	6:02.2	+25.6	=10	16:07.7	+20.4	5	57:19.0	+19.2	2	
Penalty Time		7.4			52.8						1:00.3			1:39.0			



SUN 8 FEB 2026

Start Time 14:05

End Time 15:16

Competition Analysis

Analisi della gara / Wettkampfanalyse / Analyses de l'épreuve

REVISED
10 FEB 12:00

Rank	Bib	NOC Name	Gender	T	Loop 1		Loop 2		Loop 3		Total			Team			
					Time	Behind	Rk	Time	Behind	Rk	Time	Behind	Rk	Time	Behind	Rk	
5	6	SWE - Sweden			2+7	1:05:56.3	+1:40.8							5			
		SAMUELSSON Sebastian	M														
		Cumulative Time			5:01.7	+2.7	5	11:13.9	+1:10.6	21			15:52.9	+1:24.3	18		
		Loop Time			5:01.7	+2.7	5	6:12.2	+1:11.9	21	4:39.0	+18.3	12				
		Shooting	0+0		25.1	+5.3	12	2+3	49.8	+30.0	21		2+3	1:14.9	+33.5	19	
		Range Time			44.5	+4.4	12	1:07.8	+29.2	21			1:52.3	+31.8	17		
		Course Time			4:11.5	+1.1	5	4:18.2	+2.5	3	4:39.0	+18.3	12	13:08.7	+18.8	6	
		Penalty Time			5.6			46.1					51.8				
		PONSILUOMA Martin	M														
		Cumulative Time			21:17.1	+1:37.5	19	26:29.6	+1:35.8	14			31:07.0	+1:43.5	14		
		Loop Time			5:24.2	+26.0	12	5:12.5	0.0	1	4:37.4	+19.9	9				
		Shooting	0+2		42.1	+22.0	13	0+0	22.2	+5.5	2		0+2	1:04.3	+27.4	5	
		Range Time			1:00.5	+20.2	12	40.2	+2.7	2			1:40.7	+22.9	5		
		Course Time			4:18.6	+10.0	=12	4:27.0	+10.2	11	4:37.4	+19.9	9	13:23.0	+26.7	9	
		Penalty Time			5.0			5.2					10.3				
		MAGNUSSON Anna	F														
		Cumulative Time			37:01.4	+1:42.3	11	42:56.8	+1:41.0	9			48:13.5	+1:47.7	8		
		Loop Time			5:54.4	+16.1	8	5:55.4	+5.0	3	5:16.7	+6.7	3				
		Shooting	0+1		32.2	+8.9	9	0+0	23.3	+2.9	4		0+1	55.5	+8.2	7	
		Range Time			52.1	+10.0	8	44.4	+4.5	4			1:36.5	+7.5	6		
		Course Time			4:56.0	+14.3	6	5:04.8	+4.3	4	5:16.7	+6.7	3	15:17.5	+25.3	4	
		Penalty Time			6.2			6.2					12.4				
		OEBERG Hanna	F														
		Cumulative Time			54:02.8	+1:51.4	7	1:00:12.9	+1:59.7	6			1:05:56.3	+1:40.8	5		
		Loop Time			5:49.3	+3.7	4	6:10.1	+8.3	5	5:43.4	+6.8	3				
		Shooting	0+0		23.1	+3.4	5	0+1	25.1	+6.3	7		0+1	48.3	+9.8	5	
		Range Time			43.4	+3.4	4	45.9	+7.0	7			1:29.3	+10.4	5	4:03.3	
		Course Time			4:59.5	+5.1	7	5:17.7	+12.4	10	5:43.4	+6.8	3	16:00.6	+13.3	3	57:49.8
		Penalty Time			6.4			6.5					12.9			1:27.5	
6	7	FIN - Finland			0+7	1:06:12.0	+1:56.5							6			
		HIIDENSALO Olli	M														
		Cumulative Time			5:03.8	+4.8	=10	10:12.8	+9.5	5			14:46.1	+17.5	5		
		Loop Time			5:03.8	+4.8	=10	5:09.0	+8.7	5	4:33.3	+12.6	6				
		Shooting	0+0		24.2	+4.4	=8	0+0	22.1	+2.3	=6		0+0	46.3	+4.9	4	
		Range Time			43.2	+3.1	9	41.6	+3.0	5			1:24.8	+4.3	4		
		Course Time			4:14.4	+4.0	11	4:21.7	+6.0	=11	4:33.3	+12.6	6	13:09.4	+19.5	7	
		Penalty Time			6.2			5.7					11.9				
		SEPPALA Tero	M														
		Cumulative Time			19:58.8	+19.2	4	25:33.8	+40.0	7			30:22.1	+58.6	7		
		Loop Time			5:12.7	+14.5	8	5:35.0	+22.5	12	4:48.3	+30.8	15				
		Shooting	0+1		30.6	+10.5	7	0+3	47.0	+30.3	16		0+4	1:17.6	+40.7	11	
		Range Time			49.2	+8.9	7	1:06.6	+29.1	16			1:55.8	+38.0	12		
		Course Time			4:16.8	+8.2	11	4:22.3	+5.5	3	4:48.3	+30.8	15	13:27.4	+31.1	11	
		Penalty Time			6.6			6.1					12.7				
		HAMALAINEN Inka	F														
		Cumulative Time			36:30.3	+1:11.2	8	42:51.8	+1:36.0	8			48:14.6	+1:48.8	9		
		Loop Time			6:08.2	+29.9	=15	6:21.5	+31.1	17	5:22.8	+12.8	9				
		Shooting	0+1		38.3	+15.0	15	0+2	39.0	+18.6	19		0+3	1:17.3	+30.0	17	
		Range Time			57.8	+15.7	15	1:00.0	+20.1	19			1:57.8	+28.8	16		
		Course Time			5:04.1	+22.4	17	5:15.1	+14.6	14	5:22.8	+12.8	9	15:42.0	+49.8	14	
		Penalty Time			6.2			6.4					12.6				
		MINKKINEN Suvi	F														
		Cumulative Time			54:01.7	+1:50.3	6	1:00:08.1	+1:54.9	5			1:06:12.0	+1:56.5	6		
		Loop Time			5:47.1	+1.5	3	6:06.4	+4.6	3	6:03.9	+27.3	13				
		Shooting	0+0		20.4	+0.7	2	0+0	21.1	+2.3	5		0+0	41.6	+3.1	3	
		Range Time			42.3	+2.3	3	41.2	+2.3	4			1:23.5	+4.6	3	4:03.0	
		Course Time			4:58.2	+3.8	4	5:18.2	+12.9	11	6:03.9	+27.3	13	16:20.3	+33.0	10	58:39.1
		Penalty Time			6.5			6.9					13.5			50.9	



SUN 8 FEB 2026

Start Time 14:05

End Time 15:16

Competition Analysis

Analisi della gara / Wettkampfanalyse / Analyses de l'épreuve

REVISED
10 FEB 12:00

Rank	Bib	NOC Name	Gender	T	Total		Team								
		Loop 1	Loop 2	Loop 3	Time	Behind	Rk	Time	Behind	Rk					
		Time Behind Rk	Time Behind Rk	Time Behind Rk											
7	8	AUT - Austria			0+6	1:06:36.5	+2:21.0	7							
		INTERWEGER Dominic		M											
Cumulative Time	5:03.8	+4.8 =10	10:21.1	+17.8	11	15:07.9	+39.3	15							
Loop Time	5:03.8	+4.8 =10	5:17.3	+17.0	12	4:46.8	+26.1	15							
Shooting	0+0	22.4	+2.6	4	0+1	24.7	+4.9	10	0+1	47.1	+5.7	6			
Range Time	41.7	+1.6 =4	44.6	+6.0	10	1:26.3	+5.8	8							
Course Time	4:16.3	+5.9	17	4:27.3	+11.6	18	4:46.8	+26.1	15	13:30.4	+40.5	16			
Penalty Time	5.7		5.3			11.1									
		EDER Simon		M											
Cumulative Time	20:19.5	+39.9	11	25:48.0	+54.2	9	30:29.7	+1:06.2	9						
Loop Time	5:11.6	+13.4	6	5:28.5	+16.0	7	4:41.7	+24.2	12						
Shooting	0+0	20.1	0.0	1	0+0	16.7	0.0	1	0+0	36.9	0.0	1			
Range Time	40.3	0.0	1	37.5	0.0	1	1:17.8	0.0	1						
Course Time	4:25.7	+17.1	18	4:45.6	+28.8	20	4:41.7	+24.2	12	13:53.0	+56.7	16			
Penalty Time	5.5		5.3			10.9									
		GANDLER Anna		F											
Cumulative Time	36:26.2	+1:07.1	7	42:37.7	+1:21.9	7	48:08.4	+1:42.6	6						
Loop Time	5:56.5	+18.2	10	6:11.5	+21.1	11	5:30.7	+20.7	14						
Shooting	0+1	31.8	+8.5	8	0+0	28.3	+7.9	11	0+1	1:00.1	+12.8	11			
Range Time	53.1	+11.0	9	48.9	+9.0	11	1:42.0	+13.0	8						
Course Time	4:57.1	+15.4	8	5:16.2	+15.7	15	5:30.7	+20.7	14	15:44.0	+51.8	15			
Penalty Time	6.3		6.4			12.7									
		HAUSER Lisa Theresa		F											
Cumulative Time	54:19.1	+2:07.7	8	1:00:34.8	+2:21.6	7	1:06:36.5	+2:21.0	7						
Loop Time	6:10.7	+25.1 =13		6:15.7	+13.9	10	6:01.7	+25.1	9						
Shooting	0+2	39.0	+19.3	15	0+2	34.5	+15.7	11	0+4	1:13.6	+35.1	10	3:37.8	+3.3	3
Range Time	59.9	+19.9	14	56.2	+17.3	11	1:56.1	+37.2	11	6:22.2	+11.7	4			
Course Time	5:04.0	+9.6	12	5:13.0	+7.7 =3		6:01.7	+25.1	9	16:18.7	+31.4	9	59:26.1	+2:26.3	15
Penalty Time	6.8		6.4			13.3			48.1						
8	14	UKR - Ukraine			0+8	1:06:52.1	+2:36.6	8							
		PIDRUCHNYI Dmytro		M											
Cumulative Time	5:07.0	+8.0	16	10:35.3	+32.0	16	15:04.7	+36.1	11						
Loop Time	5:07.0	+8.0	16	5:28.3	+28.0	16	4:29.4	+8.7	4						
Shooting	0+1	27.1	+7.3	14	0+3	42.2	+22.4	18	0+4	1:09.4	+28.0	17			
Range Time	49.9	+9.8	18	1:02.7	+24.1	17	1:52.6	+32.1	18						
Course Time	4:11.4	+1.0	4	4:19.9	+4.2	5	4:29.4	+8.7	4	13:00.7	+10.8	4			
Penalty Time	5.6		5.6			11.3									
		MANDZYN Vitalii		M											
Cumulative Time	20:08.0	+28.4	6	25:33.2	+39.4	6	30:08.2	+44.7	6						
Loop Time	5:03.3	+5.1	2	5:25.2	+12.7	6	4:35.0	+17.5	6						
Shooting	0+0	26.7	+6.6	4	0+1	34.3	+17.6	9	0+1	1:01.1	+24.2	4			
Range Time	46.1	+5.8	4	54.0	+16.5	9	1:40.1	+22.3	4						
Course Time	4:10.8	+2.2	2	4:24.8	+8.0	6	4:35.0	+17.5	6	13:10.6	+14.3	6			
Penalty Time	6.4		6.3			12.7									
		HORODNA Olena		F											
Cumulative Time	35:57.5	+38.4	6	42:19.9	+1:04.1	6	48:08.8	+1:43.0	7						
Loop Time	5:49.3	+11.0	3	6:22.4	+32.0	18	5:48.9	+38.9	18						
Shooting	0+0	23.3	0.0	1	0+1	25.5	+5.1 =9		0+1	48.8	+1.5	2			
Range Time	42.1	0.0	1	46.9	+7.0	9	1:29.0	0.0	1						
Course Time	5:00.6	+18.9	15	5:28.2	+27.7	19	5:48.9	+38.9	18	16:17.7	+1:25.5	18			
Penalty Time	6.5		7.2			13.8									
		MERKUSHYNA Oleksandra		F											
Cumulative Time	54:19.5	+2:08.1	9	1:00:46.1	+2:32.9	8	1:06:52.1	+2:36.6	8						
Loop Time	6:10.7	+25.1 =13		6:26.6	+24.8	12	6:06.0	+29.4	17						
Shooting	0+0	22.3	+2.6	4	0+2	37.9	+19.1	12	0+2	1:00.2	+21.7	9	3:59.7	+25.2	6
Range Time	44.3	+4.3	6	58.5	+19.6	12	1:42.8	+23.9	9	6:44.5	+34.0	8			
Course Time	5:19.3	+24.9	20	5:21.4	+16.1	14	6:06.0	+29.4	17	16:46.7	+59.4	18	59:15.7	+2:15.9	14
Penalty Time	7.1		6.7			13.8			51.8						



SUN 8 FEB 2026

Start Time 14:05

End Time 15:16

Competition Analysis

Analisi della gara / Wettkampfanalyse / Analyses de l'épreuve

REVISED
10 FEB 12:00

Rank	Bib	NOC Name	Gender	T								
		Loop 1	Loop 2		Loop 3		Total			Team		
		Time Behind Rk	Time Behind Rk	Time Behind Rk	Time Behind Rk	Time Behind Rk	Time Behind Rk	Time Behind Rk	Time Behind Rk	Time Behind Rk	Time Behind Rk	
9	13	POL - Poland			1+13	1:07:12.4	+2:56.9	9				
		BADACZ Konrad			M							
Cumulative Time		5:06.1 +7.1 14	10:11.6 +8.3 4				14:48.0 +19.4 6					
Loop Time		5:06.1 +7.1 14	5:05.5 +5.2 2		4:36.4 +15.7 9							
Shooting	0+1	29.5 +9.7 18 0+0	19.9 +0.1 2			0+1	49.4 +8.0 8					
Range Time		47.8 +7.7 17	39.7 +1.1 2				1:27.5 +7.0 9					
Course Time		4:13.0 +2.6 =7	4:20.4 +4.7 9		4:36.4 +15.7 9		13:09.8 +19.9 9					
Penalty Time		5.2	5.3				10.6					
		GUNKA Jan			M							
Cumulative Time		20:17.8 +38.2 10	26:12.9 +1:19.1 11				31:05.2 +1:41.7 12					
Loop Time		5:29.8 +31.6 15	5:55.1 +42.6 17		4:52.3 +34.8 16							
Shooting	0+3	49.3 +29.2 17 1+3	40.9 +24.2 12			1+6	1:30.3 +53.4 17					
Range Time		1:08.3 +28.0 17	1:01.1 +23.6 12				2:09.4 +51.6 17					
Course Time		4:15.7 +7.1 9	4:27.5 +10.7 12		4:52.3 +34.8 16		13:35.5 +39.2 13					
Penalty Time		5.7	26.4				32.2					
		ZUK Kamila			F							
Cumulative Time		37:30.2 +2:11.1 15	43:37.5 +2:21.7 14				48:57.6 +2:31.8 12					
Loop Time		6:25.0 +46.7 18	6:07.3 +16.9 9		5:20.1 +10.1 5							
Shooting	0+3	1:01.0 +37.7 =20 0+1	31.9 +11.5 12			0+4	1:33.0 +45.7 20					
Range Time		1:21.1 +39.0 20	52.6 +12.7 12				2:13.7 +44.7 20					
Course Time		4:57.9 +16.2 11	5:08.9 +8.4 10		5:20.1 +10.1 5		15:26.9 +34.7 7					
Penalty Time		6.0	5.8				11.8					
		SIDOROWICZ Natalia			F							
Cumulative Time		55:08.4 +2:57.0 11	1:01:22.2 +3:09.0 11				1:07:12.4 +2:56.9 9					
Loop Time		6:10.8 +25.2 15	6:13.8 +12.0 8		5:50.2 +13.6 5							
Shooting	0+2	36.6 +16.9 13 0+0	20.6 +1.8 4			0+2	57.3 +18.8 8	4:50.1 +1:15.6 13				
Range Time		57.5 +17.5 13	41.6 +2.7 5				1:39.1 +20.2 8	7:29.7 +1:19.2 13				
Course Time		5:06.6 +12.2 15	5:25.8 +20.5 17		5:50.2 +13.6 5		16:22.6 +35.3 14	58:34.8 +1:35.0 9				
Penalty Time		6.7	6.3				13.0	1:07.7				
10	12	SUI - Switzerland			1+7	1:07:14.0	+2:58.5	10				
		STALDER Sebastian			M							
Cumulative Time		5:02.2 +3.2 6	10:18.5 +15.2 10				15:07.0 +38.4 13					
Loop Time		5:02.2 +3.2 6	5:16.3 +16.0 11		4:48.5 +27.8 17							
Shooting	0+0	22.8 +3.0 6 0+0	21.2 +1.4 4			0+0	44.1 +2.7 3					
Range Time		42.7 +2.6 8	42.5 +3.9 7				1:25.2 +4.7 6					
Course Time		4:14.1 +3.7 10	4:28.1 +12.4 19		4:48.5 +27.8 17		13:30.7 +40.8 17					
Penalty Time		5.4	5.7				11.1					
		HARTWEG Niklas			M							
Cumulative Time		20:15.9 +36.3 9	25:47.6 +53.8 8				30:26.5 +1:03.0 8					
Loop Time		5:08.9 +10.7 4	5:31.7 +19.2 9		4:38.9 +21.4 10							
Shooting	0+1	33.6 +13.5 10 0+3	46.1 +29.4 15			0+4	1:19.8 +42.9 13					
Range Time		52.4 +12.1 10	1:06.0 +28.5 15				1:58.4 +40.6 13					
Course Time		4:11.1 +2.5 4	4:20.1 +3.3 2		4:38.9 +21.4 10		13:10.1 +13.8 5					
Penalty Time		5.4	5.5				10.9					
		MEIER Lea			F							
Cumulative Time		37:13.8 +1:54.7 12	43:29.2 +2:13.4 12				49:08.9 +2:43.1 14					
Loop Time		6:47.3 +1:09.0 21	6:15.4 +25.0 15		5:39.7 +29.7 17							
Shooting	1+3	1:01.0 +37.7 =20 0+0	22.1 +1.7 =2			1+3	1:23.1 +35.8 18					
Range Time		1:21.7 +39.6 21	45.5 +5.6 7				2:07.2 +38.2 18					
Course Time		4:56.6 +14.9 7	5:22.8 +22.3 17		5:39.7 +29.7 17		15:59.1 +1:06.9 16					
Penalty Time		29.0	7.1				36.1					
		BASERGA Amy			F							
Cumulative Time		55:12.8 +3:01.4 12	1:01:20.9 +3:07.7 10				1:07:14.0 +2:58.5 10					
Loop Time		6:03.9 +18.3 10	6:08.1 +6.3 4		5:53.1 +16.5 6							
Shooting	0+0	23.8 +4.1 7 0+0	19.8 +1.0 2			0+0	43.6 +5.1 4	4:10.7 +36.2 10				
Range Time		44.7 +4.7 7	40.8 +1.9 3				1:25.5 +6.6 4	6:56.3 +45.8 11				
Course Time		5:12.8 +18.4 17	5:21.0 +15.7 13		5:53.1 +16.5 6		16:26.9 +39.6 15	59:06.8 +2:07.0 12				
Penalty Time		6.4	6.2				12.7	1:11.0				



SUN 8 FEB 2026

Start Time 14:05

End Time 15:16

Competition Analysis

Analisi della gara / Wettkampfanalyse / Analyses de l'épreuve

REVISED
10 FEB 12:00

Rank	Bib	NOC Name	Gender	T	Total		Team									
		Loop 1	Loop 2	Loop 3	Time	Behind	Rk	Time	Behind	Rk						
		Time Behind Rk	Time Behind Rk	Time Behind Rk												
11	3	CZE - Czechia			1+6	1:07:17.2	+3:01.7	11								
		HORNIG Vitezslav	M													
Cumulative Time	5:03.0	+4.0 =7	10:17.2	+13.9	9			14:58.8	+30.2	8						
Loop Time	5:03.0	+4.0 =7	5:14.2	+13.9	8	4:41.6	+20.9	13								
Shooting	0+0	24.9	+5.1	10	0+0	21.6	+1.8	5	0+0	46.5	+5.1	5				
Range Time		43.6	+3.5	10		42.0	+3.4	6		1:25.6	+5.1	7				
Course Time		4:13.0	+2.6 =7	4:25.6	+9.9	16	4:41.6	+20.9	13	13:20.2	+30.3	13				
Penalty Time		6.4		6.6						13.1						
		KRCMAR Michal	M													
Cumulative Time	20:08.5	+28.9 =7	25:28.9	+35.1	5			30:00.2	+36.7	5						
Loop Time	5:09.7	+11.5	5:20.4	+7.9	4	4:31.3	+13.8	3								
Shooting	0+0	26.5	+6.4	3	0+1	28.3	+11.6	6	0+1	54.9	+18.0	3				
Range Time		45.2	+4.9	3		49.6	+12.1	7		1:34.8	+17.0	3				
Course Time		4:18.6	+10.0 =12	4:25.3	+8.5	8	4:31.3	+13.8	3	13:15.2	+18.9	8				
Penalty Time		5.8		5.5						11.3						
		VOBORNIKOVA Tereza	F													
Cumulative Time	35:56.5	+37.4	5	41:55.4	+39.6	5			47:17.6	+51.8	5					
Loop Time	5:56.3	+18.0	9	5:58.9	+8.5	4	5:22.2	+12.2 =7								
Shooting	0+0	28.1	+4.8	6	0+0	23.8	+3.4 =6	0+0	52.0	+4.7	4					
Range Time		48.2	+6.1	6		44.9	+5.0	6		1:33.1	+4.1	4				
Course Time		5:01.3	+19.6	16	5:07.8	+7.3	7	5:22.2	+12.2 =7	15:31.3	+39.1	9				
Penalty Time		6.7		6.2						13.0						
		DAVIDOVA Marketa	F													
Cumulative Time	53:53.8	+1:42.4	5	1:01:01.1	+2:47.9	9			1:07:17.2	+3:01.7	11					
Loop Time	6:36.2	+50.6	20	7:07.3	+1:05.5	17	6:16.1	+39.5	19							
Shooting	0+2	47.9	+28.2	17	1+3	46.9	+28.1	13	1+5	1:34.8	+56.3	16	4:08.4	+33.9	9	
Range Time		1:09.5	+29.5	17		1:09.5	+30.6	13		2:19.0	+1:00.1	16	6:52.5	+42.0	9	
Course Time		5:19.4	+25.0	21	5:27.3	+22.0	18	6:16.1	+39.5	19	17:02.8	+1:15.5	19	59:09.5	+2:09.7	13
Penalty Time		7.3		30.4						37.8			1:15.3			
12	17	LAT - Latvia			2+9	1:07:28.5	+3:13.0	12								
		RASTORGUJEVS Andrejs	M													
Cumulative Time	5:01.0	+2.0	4	10:16.1	+12.8	7			14:51.2	+22.6	7					
Loop Time	5:01.0	+2.0	4	5:15.1	+14.8	=9	4:35.1	+14.4	7							
Shooting	0+0	22.7	+2.9	5	0+1	29.8	+10.0	12	0+1	52.5	+11.1	10				
Range Time		40.3	+0.2	2		48.9	+10.3	11		1:29.2	+8.7	10				
Course Time		4:15.1	+4.7	13	4:20.3	+4.6 =7	4:35.1	+14.4	7	13:10.5	+20.6	10				
Penalty Time		5.5		5.8						11.4						
		BIRKENTALS Renars	M													
Cumulative Time	20:08.5	+28.9 =7	26:13.2	+1:19.4	12			30:50.5	+1:27.0	10						
Loop Time	5:17.3	+19.1	9	6:04.7	+52.2	19	4:37.3	+19.8	8							
Shooting	0+0	28.3	+8.2	5	1+3	52.9	+36.2	20	1+3	1:21.2	+44.3	14				
Range Time		47.0	+6.7	6		1:15.7	+38.2	21		2:02.7	+44.9	14				
Course Time		4:23.3	+14.7	16	4:24.7	+7.9	5	4:37.3	+19.8	8	13:25.3	+29.0	10			
Penalty Time		6.9		24.3						31.3						
		BENDIKA Baiba	F													
Cumulative Time	36:53.5	+1:34.4	9	43:07.3	+1:51.5	10			48:20.6	+1:54.8	10					
Loop Time	6:03.0	+24.7	12	6:13.8	+23.4	14	5:13.3	+3.3	2							
Shooting	0+1	36.3	+13.0	14	0+1	39.5	+19.1	20	0+2	1:15.8	+28.5	16				
Range Time		57.0	+14.9	14		1:00.6	+20.7	20		1:57.6	+28.6	15				
Course Time		4:59.6	+17.9	13	5:06.5	+6.0	6	5:13.3	+3.3	2	15:19.4	+27.2	5			
Penalty Time		6.4		6.6						13.0						
		VOLFA Estere	F													
Cumulative Time	54:19.6	+2:08.2	10	1:01:35.0	+3:21.8	12			1:07:28.5	+3:13.0	12					
Loop Time	5:59.0	+13.4	7	7:15.4	+1:13.6	19	5:53.5	+16.9	7							
Shooting	0+0	26.7	+7.0	8	1+3	1:12.0	+53.2	20	1+3	1:38.8	+1:00.3	17	5:08.4	+1:33.9	16	
Range Time		48.0	+8.0	8		1:34.2	+55.3	20		2:22.2	+1:03.3	17	7:51.7	+1:41.2	15	
Course Time		5:04.4	+10.0	14	5:13.0	+7.7 =3	5:53.5	+16.9	7	16:10.9	+23.6	6	58:06.1	+1:06.3	6	
Penalty Time		6.5		28.1						34.7			1:30.5			



SUN 8 FEB 2026

Start Time 14:05

End Time 15:16

Competition Analysis

Analisi della gara / Wettkampfanalyse / Analyses de l'épreuve

REVISED
10 FEB 12:00

Rank	Bib	NOC Name	Gender	T								
		Loop 1	Loop 2	Loop 3	Total			Team				
		Time Behind Rk	Time Behind Rk	Time Behind Rk	Time	Behind	Rk	Time	Behind	Rk	Time	Behind Rk
13	10	SLO - Slovenia			2+11	1:07:40.9	+3:25.4	13				
		VIDMAR Anton		M								
Cumulative Time		5:13.4 +14.4 19	11:05.1 +1:01.8 19				15:58.5 +1:29.9 19					
Loop Time		5:13.4 +14.4 19	5:51.7 +51.4 20	4:53.4 +32.7 20								
Shooting	0+1	34.1 +14.3 19 1+3	47.2 +27.4 20		1+4	1:21.3 +39.9 21						
Range Time		54.0 +13.9 19	1:06.9 +28.3 20			2:00.9 +40.4 20						
Course Time		4:14.5 +4.1 12	4:20.3 +4.6 =7	4:53.4 +32.7 20		13:28.2 +38.3 15						
Penalty Time		4.8	24.4			29.3						
		PLANKO Lovro		M								
Cumulative Time		21:16.3 +1:36.7 18	27:23.4 +2:29.6 21			32:04.9 +2:41.4 18						
Loop Time		5:17.8 +19.6 10	6:07.1 +54.6 21	4:41.5 +24.0 11								
Shooting	0+0	31.1 +11.0 8 1+3	52.0 +35.3 19		1+3	1:23.1 +46.2 15						
Range Time		50.3 +10.0 8	1:12.8 +35.3 19			2:03.1 +45.3 15						
Course Time		4:22.1 +13.5 15	4:28.5 +11.7 13	4:41.5 +24.0 11		13:32.1 +35.8 12						
Penalty Time		5.4	25.7			31.2						
		REPINC Lena		F								
Cumulative Time		37:59.2 +2:40.1 16	44:12.6 +2:56.8 16			49:38.9 +3:13.1 16						
Loop Time		5:54.3 +16.0 7	6:13.4 +23.0 13	5:26.3 +16.3 12								
Shooting	0+0	25.5 +2.2 5 0+1	34.1 +13.7 15		0+1	59.7 +12.4 10						
Range Time		47.8 +5.7 5	55.7 +15.8 15			1:43.5 +14.5 11						
Course Time		4:59.8 +18.1 14	5:11.3 +10.8 11	5:26.3 +16.3 12		15:37.4 +45.2 12						
Penalty Time		6.6	6.3			13.0						
		KLEMENCIC Polona		F								
Cumulative Time		55:44.0 +3:32.6 15	1:01:58.7 +3:45.5 14			1:07:40.9 +3:25.4 13						
Loop Time		6:05.1 +19.5 11	6:14.7 +12.9 9	5:42.2 +5.6 2								
Shooting	0+2	43.7 +24.0 16 0+1	34.4 +15.6 10		0+3	1:18.2 +39.7 12	5:02.4 +1:27.9 14					
Range Time		1:04.6 +24.6 16	55.3 +16.4 10			1:59.9 +41.0 12	7:47.4 +1:36.9 14					
Course Time		4:54.4 0.0 1	5:13.3 +8.0 5	5:42.2 +5.6 2		15:49.9 +2.6 2	58:27.6 +1:27.8 8					
Penalty Time		6.1	6.0			12.1	1:25.8					
14	5	USA - United States of America			1+13	1:07:43.2	+3:27.7	14				
		GERMAIN Maxime		M								
Cumulative Time		5:06.7 +7.7 15	10:25.9 +22.6 12			15:04.2 +35.6 10						
Loop Time		5:06.7 +7.7 15	5:19.2 +18.9 13	4:38.3 +17.6 11								
Shooting	0+1	29.2 +9.4 17 0+2	36.3 +16.5 13		0+3	1:05.6 +24.2 16						
Range Time		46.9 +6.8 15	55.5 +16.9 13			1:42.4 +21.9 16						
Course Time		4:13.4 +3.0 9	4:17.9 +2.2 2	4:38.3 +17.6 11		13:09.6 +19.7 8						
Penalty Time		6.3	5.7			12.1						
		WRIGHT Campbell		M								
Cumulative Time		20:51.3 +1:11.7 14	26:34.0 +1:40.2 15			31:06.7 +1:43.2 13						
Loop Time		5:47.1 +48.9 20	5:42.7 +30.2 14	4:32.7 +15.2 5								
Shooting	1+3	50.5 +30.4 18 0+3	51.7 +35.0 18		1+6	1:42.3 +1:05.4 20						
Range Time		1:09.5 +29.2 18	1:11.0 +33.5 17			2:20.5 +1:02.7 20						
Course Time		4:12.0 +3.4 5	4:26.4 +9.6 10	4:32.7 +15.2 5		13:11.1 +14.8 7						
Penalty Time		25.6	5.2			30.8						
		IRWIN Deedra		F								
Cumulative Time		36:57.2 +1:38.1 10	43:13.4 +1:57.6 11			48:46.1 +2:20.3 11						
Loop Time		5:50.5 +12.2 5	6:16.2 +25.8 16	5:32.7 +22.7 15								
Shooting	0+0	23.8 +0.5 3 0+1	34.5 +14.1 =17		0+1	58.3 +11.0 9						
Range Time		46.4 +4.3 4	57.6 +17.7 18			1:44.0 +15.0 12						
Course Time		4:57.5 +15.8 =9	5:11.6 +11.1 12	5:32.7 +22.7 15		15:41.8 +49.6 13						
Penalty Time		6.5	7.0			13.5						
		FREED Margie		F								
Cumulative Time		55:19.3 +3:07.9 14	1:01:59.0 +3:45.8 15			1:07:43.2 +3:27.7 14						
Loop Time		6:33.2 +47.6 19	6:39.7 +37.9 14	5:44.2 +7.6 4								
Shooting	0+2	52.6 +32.9 18 0+1	48.3 +29.5 14		0+3	1:40.9 +1:02.4 18	5:27.2 +1:52.7 17					
Range Time		1:14.8 +34.8 18	1:10.9 +32.0 17			2:25.7 +1:06.8 18	8:12.6 +2:02.1 18					
Course Time		5:11.1 +16.7 16	5:22.5 +17.2 16	5:44.2 +7.6 4		16:17.8 +30.5 8	58:20.3 +1:20.5 7					
Penalty Time		7.3	6.2			13.6	1:10.2					



SUN 8 FEB 2026

Start Time 14:05

End Time 15:16

Competition Analysis

Analisi della gara / Wettkampfanalyse / Analyses de l'épreuve

REVISED
10 FEB 12:00

Rank	Bib	NOC Name	Gender	T									
		Loop 1	Loop 2		Loop 3			Total			Team		
		Time Behind Rk	Time Behind Rk	Time Behind Rk	Time Behind Rk	Time Behind Rk	Time Behind Rk	Time Behind Rk	Time Behind Rk	Time Behind Rk	Time Behind Rk	Time Behind Rk	
15	15	EST - Estonia			0+5	1:07:45.3	+3:29.8	15					
		ZAHKNA Rene			M								
Cumulative Time		5:18.1 +19.1 20	10:27.0 +23.7 13					15:20.3 +51.7 16					
Loop Time		5:18.1 +19.1 20	5:08.9 +8.6 4	4:53.3 +32.6 19									
Shooting	0+2	35.6 +15.8 20 0+0	22.1 +2.3 =6			0+2	57.7 +16.3 12						
Range Time		55.8 +15.7 20	41.3 +2.7 4				1:37.1 +16.6 12						
Course Time		4:16.7 +6.3 18	4:22.1 +6.4 13	4:53.3 +32.6 19			13:32.1 +42.2 19						
Penalty Time		5.5	5.4				10.9						
		SIIMER Kristo			M								
Cumulative Time		20:54.5 +1:14.9 15	26:27.3 +1:33.5 13				31:10.9 +1:47.4 15						
Loop Time		5:34.2 +36.0 16	5:32.8 +20.3 10	4:43.6 +26.1 14									
Shooting	0+2	41.6 +21.5 12 0+0	24.3 +7.6 4			0+2	1:06.0 +29.1 6						
Range Time		1:01.0 +20.7 13	43.8 +6.3 4				1:44.8 +27.0 6						
Course Time		4:28.1 +19.5 20	4:43.6 +26.8 17	4:43.6 +26.1 14			13:55.3 +59.0 17						
Penalty Time		5.0	5.3				10.4						
		KUELM Susan			F								
Cumulative Time		37:19.1 +2:00.0 13	43:31.5 +2:15.7 13				49:08.5 +2:42.7 13						
Loop Time		6:08.2 +29.9 =15	6:12.4 +22.0 12	5:37.0 +27.0 16									
Shooting	0+1	33.1 +9.8 11 0+0	20.4 0.0 1			0+1	53.5 +6.2 6						
Range Time		55.2 +13.1 13	43.4 +3.5 3				1:38.6 +9.6 7						
Course Time		5:06.3 +24.6 18	5:22.4 +21.9 16	5:37.0 +27.0 16			16:05.7 +1:13.5 17						
Penalty Time		6.6	6.5				13.2						
		ERMITS Regina			F								
Cumulative Time		55:18.9 +3:07.5 13	1:01:43.1 +3:29.9 13				1:07:45.3 +3:29.8 15						
Loop Time		6:10.4 +24.8 12	6:24.2 +22.4 11	6:02.2 +25.6 =10									
Shooting	0+0	28.4 +8.7 10 0+0	25.6 +6.8 8			0+0	54.0 +15.5 7 3:51.3 +16.8 5						
Range Time		50.0 +10.0 11	47.7 +8.8 8				1:37.7 +18.8 7 6:38.2 +27.7 5						
Course Time		5:13.8 +19.4 19	5:30.1 +24.8 20	6:02.2 +25.6 =10			16:46.1 +58.8 17 1:00:19.2 +3:19.4 18						
Penalty Time		6.6	6.3				12.9 47.6						
16	21	BUL - Bulgaria			0+15	1:07:46.0	+3:30.5	16					
		TODEV Blagoy			M								
Cumulative Time		5:21.9 +22.9 21	11:09.8 +1:06.5 20				16:00.5 +1:31.9 20						
Loop Time		5:21.9 +22.9 21	5:47.9 +47.6 19	4:50.7 +30.0 18									
Shooting	0+1	36.2 +16.4 21 0+3	42.0 +22.2 17			0+4	1:18.2 +36.8 20						
Range Time		57.3 +17.2 21	1:04.8 +26.2 18				2:02.1 +41.6 21						
Course Time		4:18.9 +8.5 20	4:37.4 +21.7 20	4:50.7 +30.0 18			13:47.0 +57.1 20						
Penalty Time		5.6	5.7				11.3						
		ILIEV Vladimir			M								
Cumulative Time		21:37.0 +1:57.4 21	27:23.3 +2:29.5 20				32:06.6 +2:43.1 19						
Loop Time		5:36.5 +38.3 17	5:46.3 +33.8 15	4:43.3 +25.8 13									
Shooting	0+3	51.4 +31.3 19 0+3	42.1 +25.4 13			0+6	1:33.6 +56.7 18						
Range Time		1:10.4 +30.1 19	1:03.0 +25.5 14				2:13.4 +55.6 18						
Course Time		4:20.8 +12.2 14	4:37.8 +21.0 14	4:43.3 +25.8 13			13:41.9 +45.6 14						
Penalty Time		5.3	5.5				10.8						
		HRISTOVA Lora			F								
Cumulative Time		38:04.9 +2:45.8 17	44:11.3 +2:55.5 15				49:37.2 +3:11.4 15						
Loop Time		5:58.3 +20.0 11	6:06.4 +16.0 8	5:25.9 +15.9 11									
Shooting	0+1	34.5 +11.2 12 0+1	34.2 +13.8 16			0+2	1:08.8 +21.5 13						
Range Time		54.6 +12.5 10	55.4 +15.5 14				1:50.0 +21.0 13						
Course Time		4:57.5 +15.8 =9	5:04.9 +4.4 5	5:25.9 +15.9 11			15:28.3 +36.1 8						
Penalty Time		6.2	6.0				12.2						
		TODOROVA Milena			F								
Cumulative Time		55:58.9 +3:47.5 17	1:02:09.4 +3:56.2 16				1:07:46.0 +3:30.5 16						
Loop Time		6:21.7 +36.1 17	6:10.5 +8.7 6	5:36.6 0.0 1									
Shooting	0+3	57.5 +37.8 19 0+0	30.2 +11.4 9			0+3	1:27.7 +49.2 15 5:28.5 +1:54.0 19						
Range Time		1:18.9 +38.9 19	50.3 +11.4 9				2:09.2 +50.3 15 8:14.7 +2:04.2 19						
Course Time		4:56.5 +2.1 2	5:14.2 +8.9 6	5:36.6 0.0 1			15:47.3 0.0 1 58:44.5 +1:44.7 11						
Penalty Time		6.2	5.9				12.2 46.7						



SUN 8 FEB 2026

Start Time 14:05

End Time 15:16

Competition Analysis

Analisi della gara / Wettkampfanalyse / Analyses de l'épreuve

REVISED
10 FEB 12:00

Rank	Bib	NOC Name	Gender	T	Loop 1		Loop 2		Loop 3		Total			Team			
					Time	Behind	Rk	Time	Behind	Rk	Time	Behind	Rk	Time	Behind	Rk	
17	16	CAN - Canada									1+12	1:08:37.1	+4:21.6	17			
		RUNNALLS Adam	M														
		Cumulative Time			5:03.4	+4.4	9	10:16.2	+12.9	8			15:03.8	+35.2	9		
		Loop Time			5:03.4	+4.4	9	5:12.8	+12.5	7	4:47.6	+26.9	16				
		Shooting	0+0		21.6	+1.8	3	0+0	19.8	0.0	1		0+0	41.4	0.0	1	
		Range Time			40.1	0.0	1	40.4	+1.8	3			1:20.5	0.0	1		
		Course Time			4:17.2	+6.8	19	4:26.5	+10.8	17	4:47.6	+26.9	16	13:31.3	+41.4	18	
		Penalty Time			6.0			5.9					11.9				
		FLEMING Jasper	M														
		Cumulative Time			20:59.4	+1:19.8	16	27:05.6	+2:11.8	18			32:11.4	+2:47.9	20		
		Loop Time			5:55.6	+57.4	21	6:06.2	+53.7	20	5:05.8	+48.3	19				
		Shooting	1+3		54.0	+33.9	21	0+3	53.9	+37.2	21		1+6	1:47.9	+1:11.0	21	
		Range Time			1:12.8	+32.5	21	1:14.0	+36.5	20			2:26.8	+1:09.0	21		
		Course Time			4:15.9	+7.3	10	4:46.1	+29.3	21	5:05.8	+48.3	19	14:07.8	+1:11.5	18	
		Penalty Time			26.8			6.1					32.9				
		PARADIS Pascale	F														
		Cumulative Time			38:16.2	+2:57.1	19	44:27.3	+3:11.5	19			49:57.1	+3:31.3	18		
		Loop Time			6:04.8	+26.5	13	6:11.1	+20.7	10	5:29.8	+19.8	13				
		Shooting	0+2		41.7	+18.4	16	0+1	34.0	+13.6	14		0+3	1:15.7	+28.4	15	
		Range Time			1:03.3	+21.2	17	56.0	+16.1	16			1:59.3	+30.3	17		
		Course Time			4:54.6	+12.9	4	5:08.6	+8.1	9	5:29.8	+19.8	13	15:33.0	+40.8	11	
		Penalty Time			6.9			6.4					13.3				
		MOSER Nadia	F														
		Cumulative Time			55:57.0	+3:45.6	16	1:02:33.1	+4:19.9	17			1:08:37.1	+4:21.6	17		
		Loop Time			5:59.9	+14.3	8	6:36.1	+34.3	13	6:04.0	+27.4	14				
		Shooting	0+1		33.2	+13.5	12	0+2	48.8	+30.0	15		0+3	1:22.0	+43.5	14	
		Range Time			55.4	+15.4	12	1:10.5	+31.6	14			2:05.9	+47.0	14	5:07.3	
		Course Time			4:58.0	+3.6	3	5:19.4	+14.1	12	6:04.0	+27.4	14	16:21.4	+34.1	11	59:33.5
		Penalty Time			6.5			6.1					12.7			1:11.0	
18	20	BEL - Belgium									0+8	1:09:00.4	+4:44.9	18			
		CLAUDE Florent	M														
		Cumulative Time			5:05.7	+6.7	13	10:31.6	+28.3	15			15:07.5	+38.9	14		
		Loop Time			5:05.7	+6.7	13	5:25.9	+25.6	15	4:35.9	+15.2	8				
		Shooting	0+0		25.7	+5.9	13	0+2	36.4	+16.6	14		0+2	1:02.1	+20.7	15	
		Range Time			45.0	+4.9	13	57.1	+18.5	15			1:42.1	+21.6	15		
		Course Time			4:15.3	+4.9	14	4:23.4	+7.7	14	4:35.9	+15.2	8	13:14.6	+24.7	11	
		Penalty Time			5.3			5.4					10.8				
		LANGER Thierry	M														
		Cumulative Time			20:46.2	+1:06.6	13	26:49.6	+1:55.8	17			31:57.0	+2:33.5	17		
		Loop Time			5:38.7	+40.5	18	6:03.4	+50.9	18	5:07.4	+49.9	20				
		Shooting	0+3		47.6	+27.5	16	0+3	50.7	+34.0	17		0+6	1:38.4	+1:01.5	19	
		Range Time			1:07.4	+27.1	16	1:12.5	+35.0	18			2:19.9	+1:02.1	19		
		Course Time			4:25.6	+17.0	17	4:44.7	+27.9	19	5:07.4	+49.9	20	14:17.7	+1:21.4	20	
		Penalty Time			5.7			6.1					11.9				
		LIE Lotte	F														
		Cumulative Time			38:13.2	+2:54.1	18	44:50.6	+3:34.8	21			50:41.9	+4:16.1	21		
		Loop Time			6:16.2	+37.9	17	6:37.4	+47.0	20	5:51.3	+41.3	19				
		Shooting	0+0		32.5	+9.2	10	0+0	25.2	+4.8	8		0+0	57.8	+10.5	8	
		Range Time			54.9	+12.8	11	48.3	+8.4	10			1:43.2	+14.2	10		
		Course Time			5:15.0	+33.3	21	5:42.7	+42.2	21	5:51.3	+41.3	19	16:49.0	+1:56.8	20	
		Penalty Time			6.3			6.4					12.8				
		CLOETENS Maya	F														
		Cumulative Time			56:41.8	+4:30.4	19	1:02:54.5	+4:41.3	18			1:09:00.4	+4:44.9	18		
		Loop Time			5:59.9	+14.3	8	6:12.7	+10.9	7	6:05.9	+29.3	16				
		Shooting	0+0		27.8	+8.1	9	0+0	22.8	+4.0	6		0+0	50.6	+12.1	6	
		Range Time			49.4	+9.4	9	44.2	+5.3	6			1:33.6	+14.7	6	4:29.1	
		Course Time			5:04.2	+9.8	13	5:22.2	+16.9	15	6:05.9	+29.3	16	16:32.3	+45.0	16	1:00:53.6
		Penalty Time			6.3			6.2					12.6			48.2	



SUN 8 FEB 2026

Start Time 14:05

End Time 15:16

Competition Analysis

Analisi della gara / Wettkampfanalyse / Analyses de l'épreuve

REVISED
10 FEB 12:00

Rank	Bib	NOC Name	Gender	T								
		Loop 1	Loop 2		Loop 3			Total			Team	
		Time Behind Rk	Time Behind Rk	Time Behind Rk	Time Behind Rk	Time Behind Rk	Time Behind Rk	Time Behind Rk	Time Behind Rk	Time Behind Rk	Time Behind Rk	Time Behind Rk
19	11	SVK - Slovakia			0+11	1:09:06.5	+4:51.0	19				
		BORGULA Jakob			M							
Cumulative Time		5:07.8 +8.8 17	10:52.6 +49.3 18				16:04.4 +1:35.8 21					
Loop Time		5:07.8 +8.8 17	5:44.8 +44.5 18	5:11.8 +51.1 21								
Shooting	0+0	21.4 +1.6 2 0+1	38.1 +18.3 16			0+1	59.6 +18.2 13					
Range Time		42.4 +2.3 7	59.0 +20.4 16				1:41.4 +20.9 14					
Course Time		4:19.5 +9.1 21	4:40.3 +24.6 21	5:11.8 +51.1 21			14:11.6 +1:21.7 21					
Penalty Time		5.8	5.5				11.3					
		ADAMOV Simon			M							
Cumulative Time		21:30.7 +1:51.1 20	27:19.2 +2:25.4 19				32:29.2 +3:05.7 21					
Loop Time		5:26.3 +28.1 13	5:48.5 +36.0 16	5:10.0 +52.5 21								
Shooting	0+1	35.2 +15.1 11 0+2	39.1 +22.4 11			0+3	1:14.3 +37.4 10					
Range Time		54.6 +14.3 11	59.0 +21.5 11				1:53.6 +35.8 10					
Course Time		4:26.3 +17.7 19	4:43.9 +27.1 18	5:10.0 +52.5 21			14:20.2 +1:23.9 21					
Penalty Time		5.3	5.6				11.0					
		BATOVSKA FIALKOVA Paulina			F							
Cumulative Time		38:19.8 +3:00.7 21	44:24.6 +3:08.8 18				49:46.8 +3:21.0 17					
Loop Time		5:50.6 +12.3 6	6:04.8 +14.4 6	5:22.2 +12.2 =7								
Shooting	0+1	35.2 +11.9 13 0+1	34.5 +14.1 =17			0+2	1:09.8 +22.5 14					
Range Time		55.1 +13.0 12	56.5 +16.6 17				1:51.6 +22.6 14					
Course Time		4:49.8 +8.1 3	5:02.5 +2.0 2	5:22.2 +12.2 =7			15:14.5 +22.3 2					
Penalty Time		5.7	5.8				11.6					
		KUZMINA Anastasiya			F							
Cumulative Time		56:13.9 +4:02.5 18	1:03:01.4 +4:48.2 19				1:09:06.5 +4:51.0 19					
Loop Time		6:27.1 +41.5 18	6:47.5 +45.7 15	6:05.1 +28.5 15								
Shooting	0+3	1:00.7 +41.0 20 0+2	1:02.8 +44.0 18			0+5	2:03.6 +1:25.1 20 5:27.5 +1:53.0 18					
Range Time		1:21.5 +41.5 20	1:24.4 +45.5 18				2:45.9 +1:27.0 20 8:12.5 +2:02.0 17					
Course Time		4:59.6 +5.2 8	5:17.0 +11.7 9	6:05.1 +28.5 15			16:21.7 +34.4 12 1:00:08.0 +3:08.2 17					
Penalty Time		5.9	6.1				12.0 46.1					
20	18	LTU - Lithuania			2+16	1:11:29.1	+7:13.6	20				
		STROLIA Vytautas			M							
Cumulative Time		5:08.5 +9.5 18	10:43.3 +40.0 17				15:26.0 +57.4 17					
Loop Time		5:08.5 +9.5 18	5:34.8 +34.5 17	4:42.7 +22.0 14								
Shooting	0+1	28.6 +8.8 15 0+3	45.6 +25.8 19			0+4	1:14.3 +32.9 18					
Range Time		47.4 +7.3 16	1:05.7 +27.1 19				1:53.1 +32.6 19					
Course Time		4:15.8 +5.4 16	4:23.6 +7.9 15	4:42.7 +22.0 14			13:22.1 +32.2 14					
Penalty Time		5.3	5.4				10.7					
		CIGAK Nikita			M							
Cumulative Time		21:05.4 +1:25.8 17	26:42.1 +1:48.3 16				31:46.9 +2:23.4 16					
Loop Time		5:39.4 +41.2 19	5:36.7 +24.2 13	5:04.8 +47.3 18								
Shooting	0+3	47.3 +27.2 15 0+1	30.9 +14.2 7			0+4	1:18.2 +41.3 12					
Range Time		1:05.0 +24.7 15	49.4 +11.9 6				1:54.4 +36.6 11					
Course Time		4:28.6 +20.0 21	4:41.4 +24.6 16	5:04.8 +47.3 18			14:14.8 +1:18.5 19					
Penalty Time		5.7	5.8				11.6					
		TRAUBAITE Judita			F							
Cumulative Time		38:19.2 +3:00.1 20	44:46.1 +3:30.3 20				50:40.5 +4:14.7 20					
Loop Time		6:32.3 +54.0 20	6:26.9 +36.5 19	5:54.4 +44.4 20								
Shooting	0+3	53.6 +30.3 19 0+1	32.2 +11.8 13			0+4	1:25.8 +38.5 19					
Range Time		1:14.5 +32.4 19	54.0 +14.1 13				2:08.5 +39.5 19					
Course Time		5:11.6 +29.9 20	5:26.7 +26.2 18	5:54.4 +44.4 20			16:32.7 +1:40.5 19					
Penalty Time		6.1	6.2				12.3					
		ZHURAUŠKAITE Lidiia			F							
Cumulative Time		56:52.7 +4:41.3 20	1:04:44.8 +6:31.6 20				1:11:29.1 +7:13.6 20					
Loop Time		6:12.2 +26.6 16	7:52.1 +1:50.3 20	6:44.3 +1:07.7 20								
Shooting	0+1	38.6 +18.9 14 2+3	1:03.3 +44.5 19			2+4	1:42.0 +1:03.5 19 5:40.4 +2:05.9 20					
Range Time		1:01.9 +21.9 15	1:25.5 +46.6 19				2:27.4 +1:08.5 19 8:23.4 +2:12.9 20					
Course Time		5:03.7 +9.3 11	5:28.0 +22.7 19	6:44.3 +1:07.7 20			17:16.0 +1:28.7 20 1:01:25.6 +4:25.8 20					
Penalty Time		6.5	58.5				1:05.1 1:39.9					



SUN 8 FEB 2026

Start Time 14:05

End Time 15:16

Competition Analysis

Analisi della gara / Wettkampfanalyse / Analyses de l'épreuve

REVISED
10 FEB 12:00

Rank	Bib	NOC Name	Gender			T	Total			Team					
		Loop 1	Loop 2			Loop 3			Time	Behind	Rk	Time	Behind	Rk	
		Time Behind Rk	Time Behind Rk			Time Behind Rk									
21	19	KAZ - Kazakhstan							LAP				21		
		KIREYEV Vladislav				M									
Cumulative Time	5:04.4	+5.4	12	10:27.7	+24.4	14			15:05.6	+37.0	12				
Loop Time	5:04.4	+5.4	12	5:23.3	+23.0	14	4:37.9	+17.2	10						
Shooting	0+0	25.0	+5.2	11	0+2	36.5	+16.7	15	0+2	1:01.5	+20.1	14			
Range Time	43.7	+3.6	11	56.3	+17.7	14			1:40.0	+19.5	13				
Course Time	4:15.5	+5.1	15	4:21.7	+6.0	=11	4:37.9	+17.2	10	13:15.1	+25.2	12			
Penalty Time	5.2				5.2				10.4						
		DYUSSENOV Asset				M									
Cumulative Time	20:26.1	+46.5	12	26:00.0	+1:06.2	10			30:53.9	+1:30.4	11				
Loop Time	5:20.5	+22.3	11	5:33.9	+21.4	11	4:53.9	+36.4	17						
Shooting	0+2	43.1	+23.0	14	0+1	27.1	+10.4	5	0+3	1:10.2	+33.3	8			
Range Time	1:02.2	+21.9	14	47.7	+10.2	5			1:49.9	+32.1	9				
Course Time	4:13.3	+4.7	6	4:41.1	+24.3	15	4:53.9	+36.4	17	13:48.3	+52.0	15			
Penalty Time	4.9				5.1				10.1						
		GENEVA Milana				F									
Cumulative Time	37:20.3	+2:01.2	14	44:18.8	+3:03.0	17			50:30.3	+4:04.5	19				
Loop Time	6:26.4	+48.1	19	6:58.5	+1:08.1	21	6:11.5	+1:01.5	21						
Shooting	0+2	49.7	+26.4	18	0+3	54.4	+34.0	21	0+5	1:44.1	+56.8	21			
Range Time	1:11.0	+28.9	18	1:17.1	+37.2	21			2:28.1	+59.1	21				
Course Time	5:08.5	+26.8	19	5:34.3	+33.8	20	6:11.5	+1:01.5	21	16:54.3	+2:02.1	21			
Penalty Time	6.8				7.0				13.9						
		RAKISHEVA Aisha				F									
Cumulative Time	57:43.3	+5:31.9	21												
Loop Time	7:13.0	+1:27.4	21												
Shooting	1+3	1:08.5	+48.8	21											
Range Time	1:29.1	+49.1	21												
Course Time	5:13.2	+18.8	18												
Penalty Time	30.6														

Legend:

= Equal sign indicates that two or more competitors share the same rank
LAP Lapped
Rk Rank
F Female
M Male
T Total penalties + used spare rounds

REVISED

Added missing Total Course Time



Official Communication

Comunicazione ufficiale / Communication officielle

Item: 1

Rebecca PASSLER entered by NOC ITA

Rebecca PASSLER (ITA) has been entered following the decision of the Italian National Anti-Doping Appeal Board that lifted her provisional suspension issued by the Italian NADO. The IBU has confirmed eligibility of the athlete from a sporting standpoint.

Issued by: IF Delegate
Time: 15:38
Date: 13 FEB 2026

This decision affects: Results
Schedule
Other

X



Sport Communication

Comunicazione sportiva / Communication sportive

Item: 1

Second Training on Thursday 19 FEB 2026 joined with first training

Due to expected heavy snowfall, the Official Trainings for Men and Women Mass Start are held as a single training from 13:00 to 14:30

Issued by: IF Delegate
Time: 16:55
Date: 18 FEB 2026



Anterselva Biathlon Arena

BIATHLON

Course map and profile

Men's 20km Individual

1636m
Stadium altitude

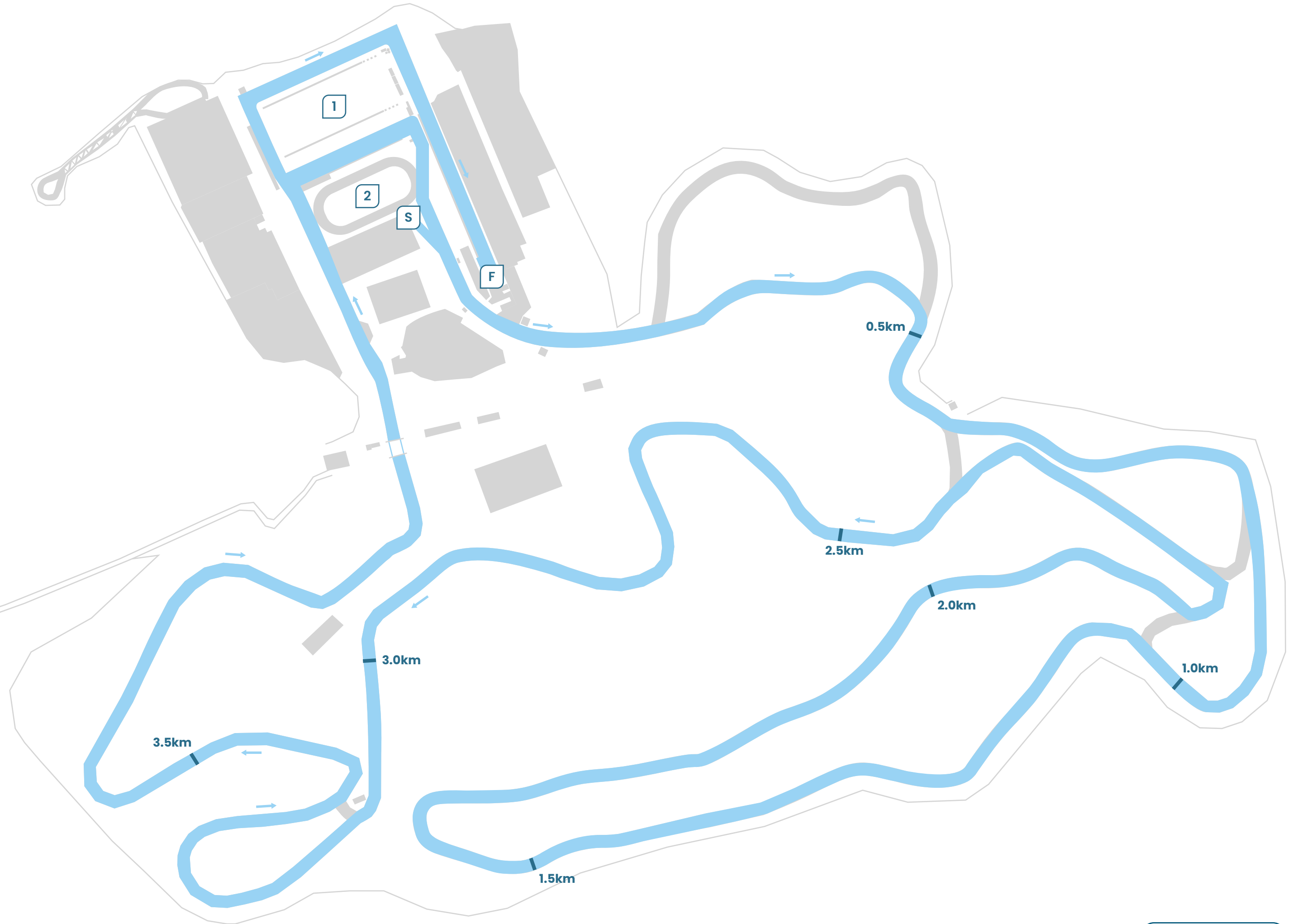
20.767km
Distance

639m
Total Climb

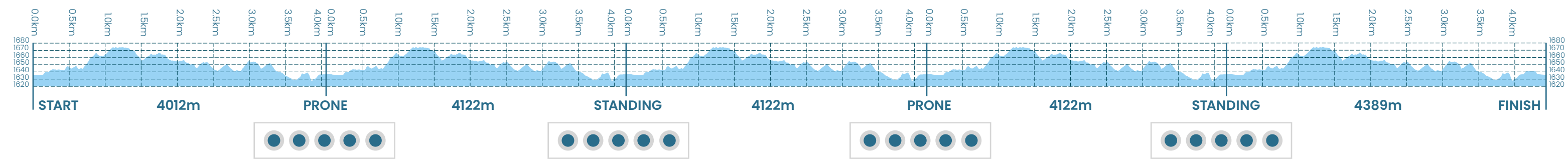
21m
Maximum Climb

46m
Height difference

- S** Start
- F** Finish
- 1** Shooting Range
- 2** Penalty Loop



4.0km
Loop Length





Anterselva Biathlon Arena

BIATHLON

Course map and profile

Women's 15km Individual

1636m
Stadium altitude

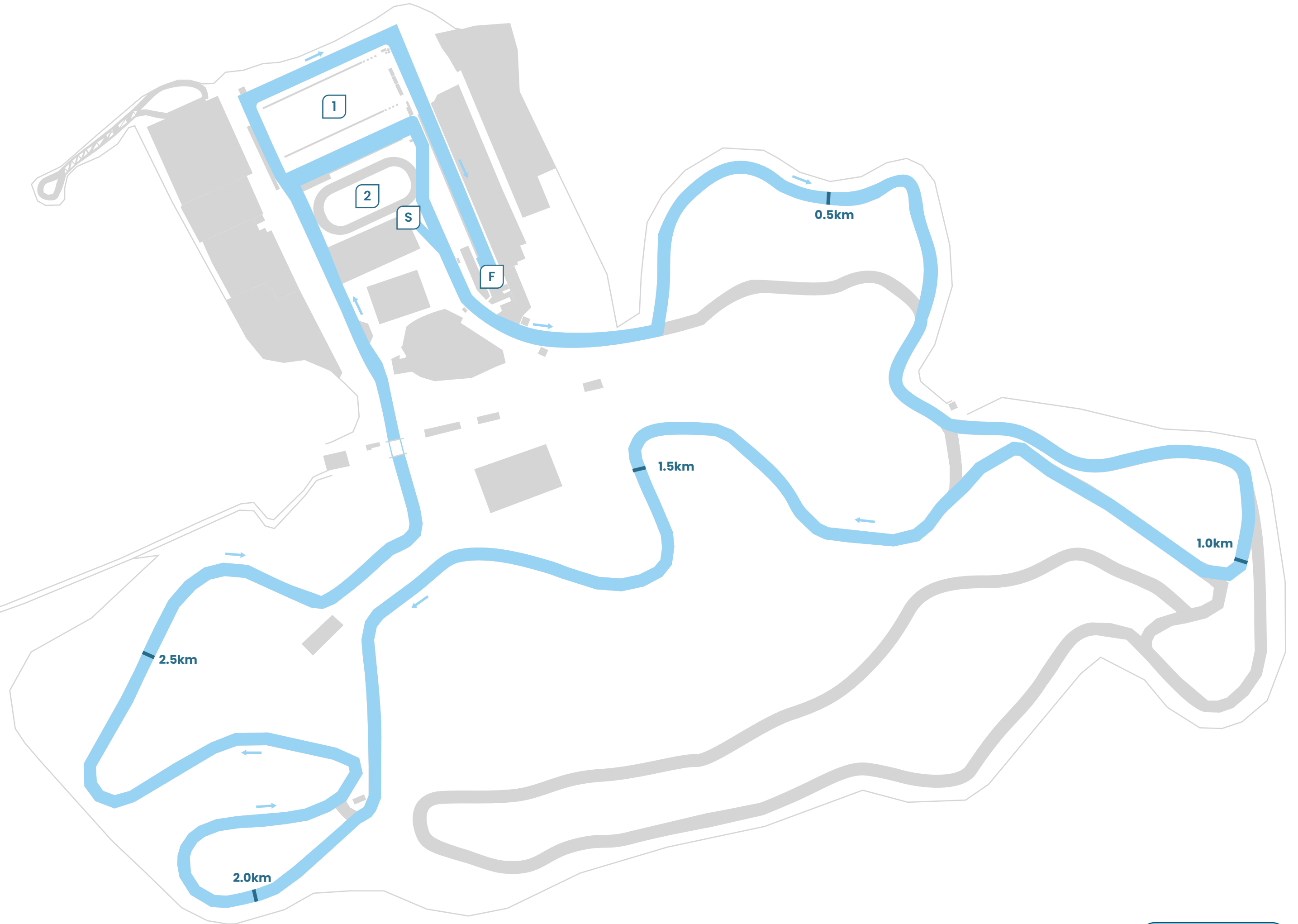
15.042km
Distance

484m
Total Climb

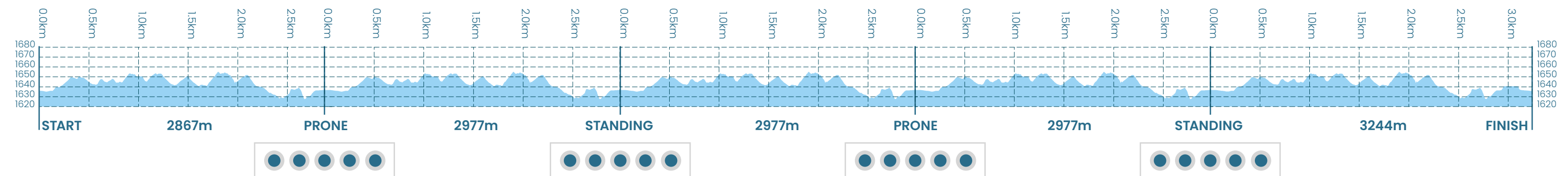
15m
Maximum Climb

28m
Height difference

- S** Start
- F** Finish
- 1** Shooting Range
- 2** Penalty Loop



3.0km
Loop Length





Anterselva Biathlon Arena

BIATHLON

Course map and profile

Men's 10km Sprint

1636m
Stadium altitude

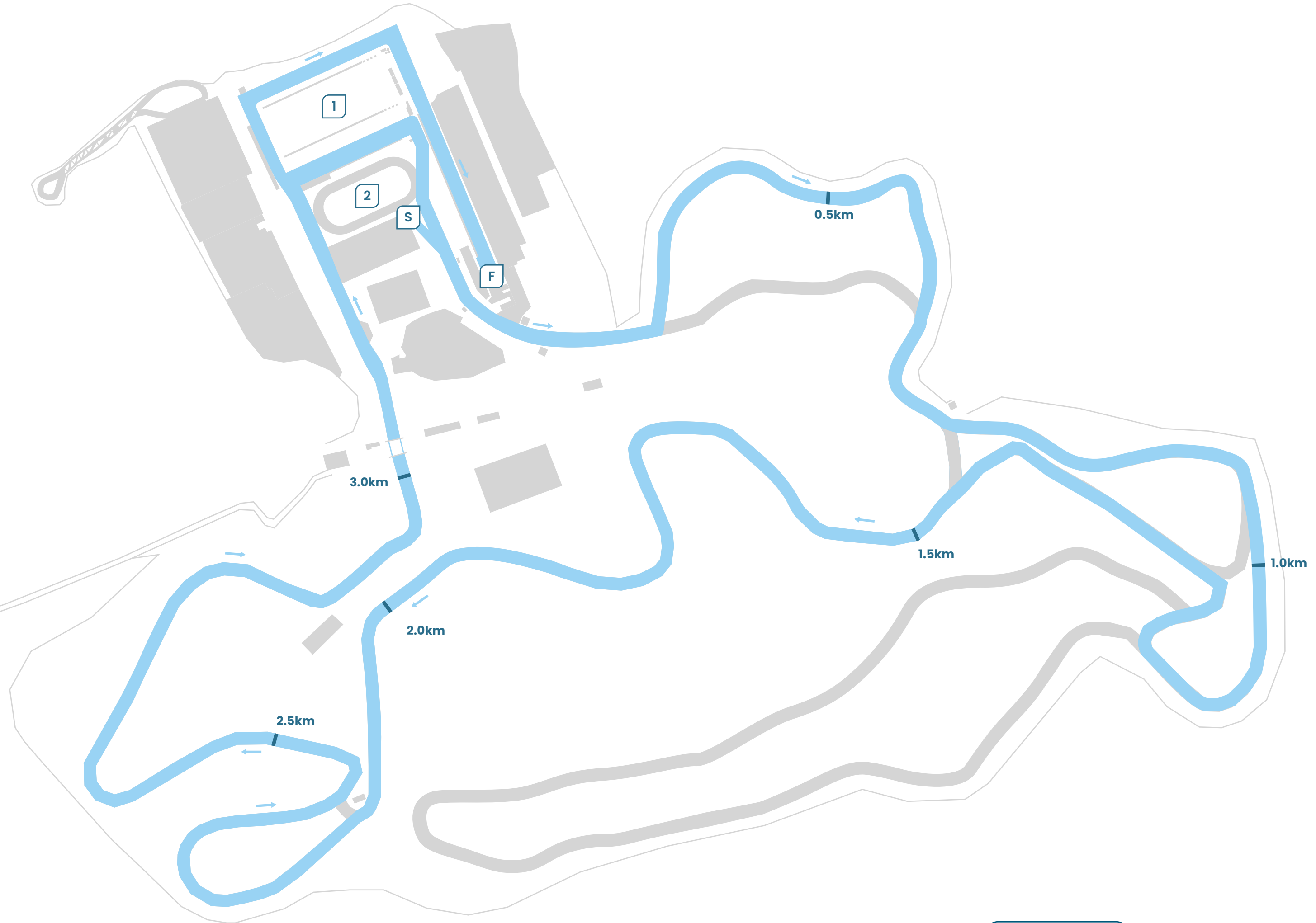
325m
Total Climb

38m
Height difference

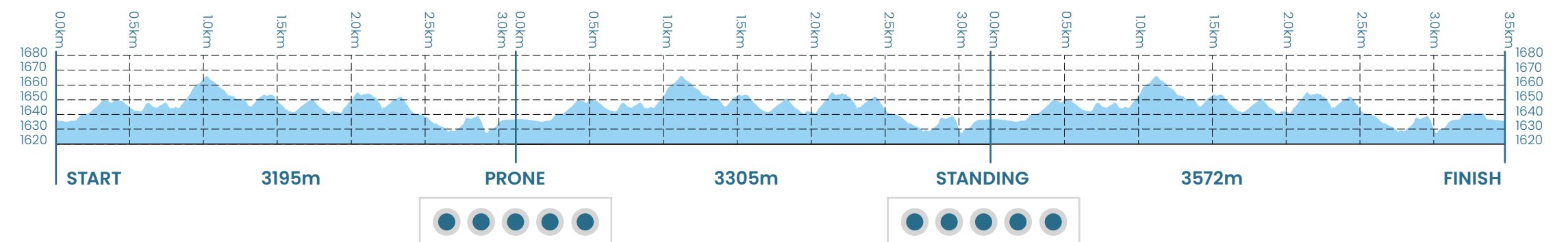
10.072km
Distance

21m
Maximum Climb

- S** Start
- F** Finish
- 1** Shooting Range
- 2** Penalty Loop



3.3km
Loop Length





Anterselva Biathlon Arena

BIATHLON

Course map and profile

Women's 7.5km Sprint

1636m
Stadium altitude

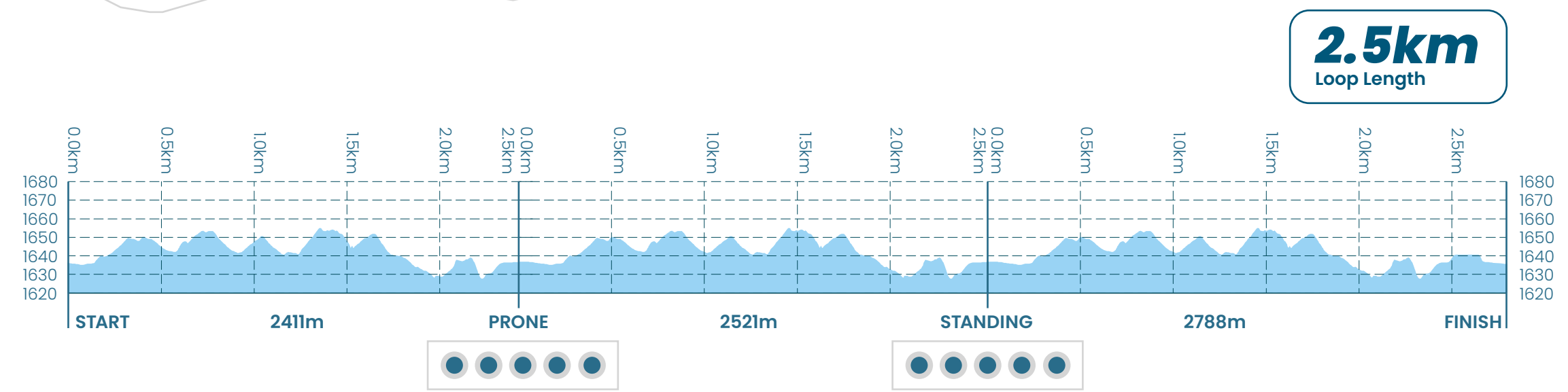
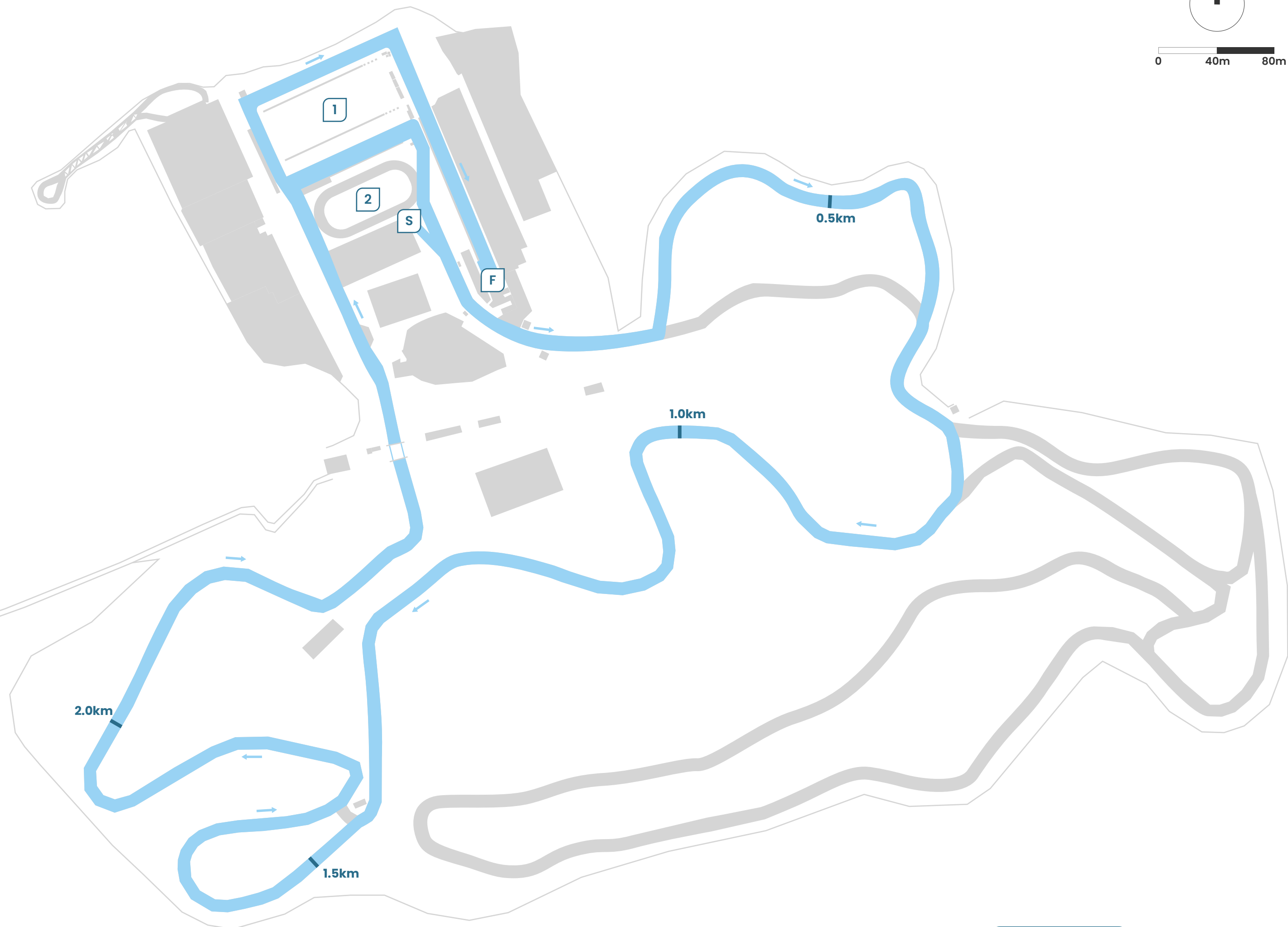
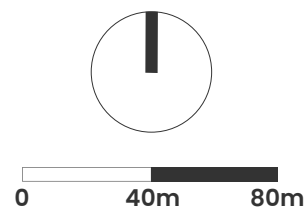
7.720km
Distance

247m
Total Climb

15m
Maximum Climb

27m
Height difference

- S** Start
- F** Finish
- 1** Shooting Range
- 2** Penalty Loop





Anterselva Biathlon Arena

BIATHLON

Course map and profile

Men's 12.5km Pursuit

1636m
Stadium altitude

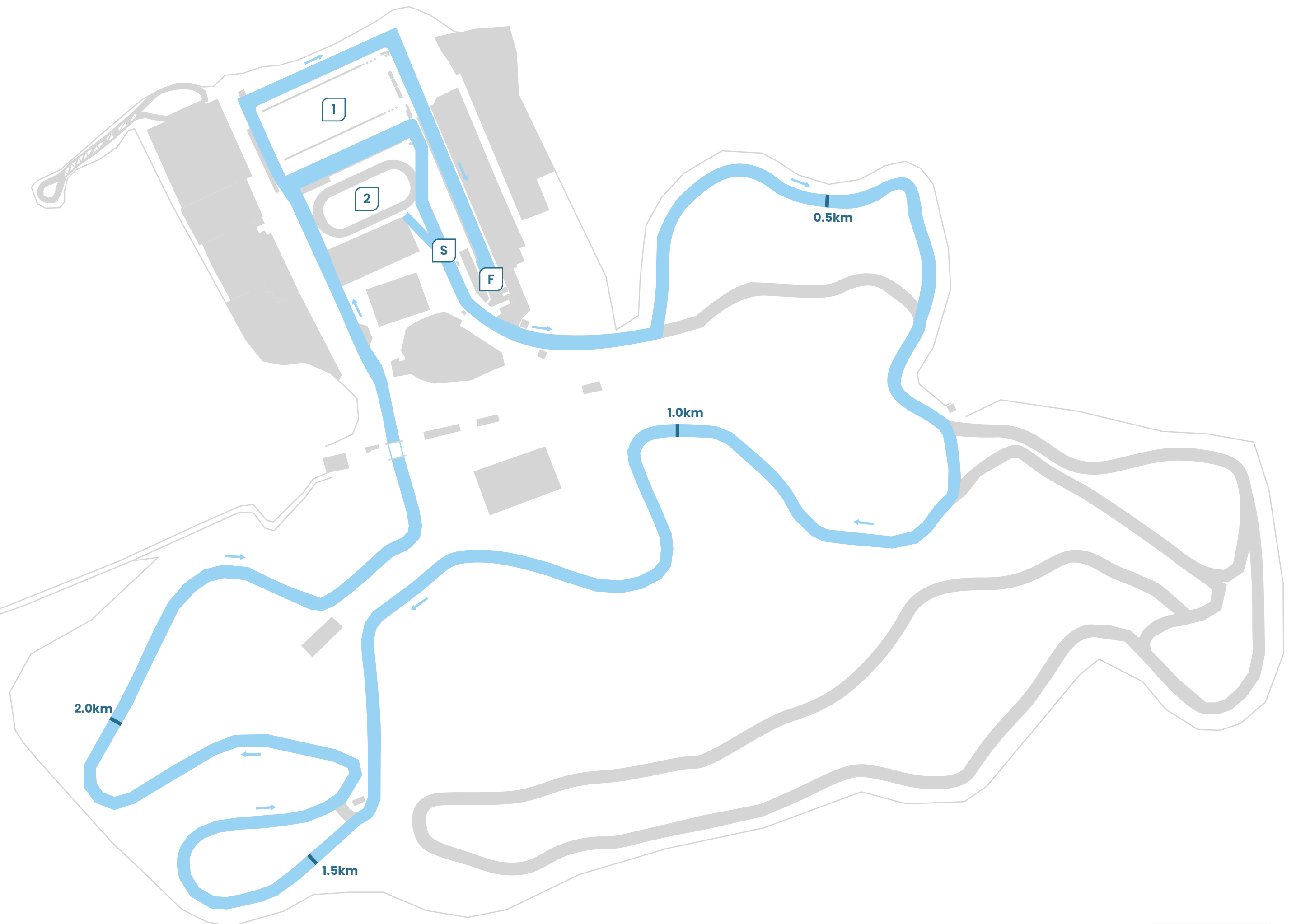
12.747km
Distance

409m
Total Climb

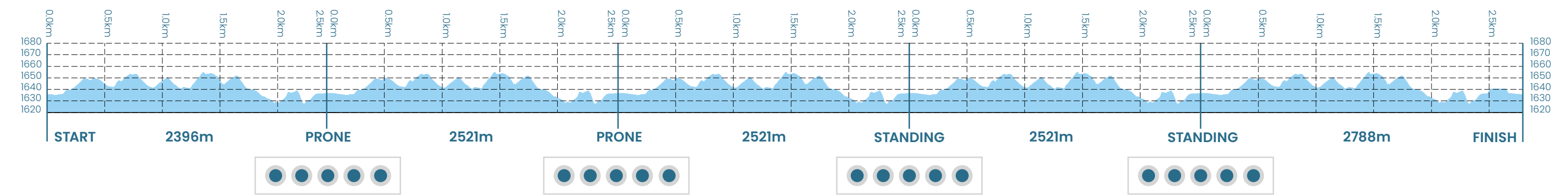
15m
Maximum Climb

27m
Height difference

- S** Start
- F** Finish
- 1** Shooting Range
- 2** Penalty Loop



2.5km
Loop Length





Anterselva Biathlon Arena

BIATHLON

Course map and profile

Women's 10km Pursuit

1636m
Stadium altitude

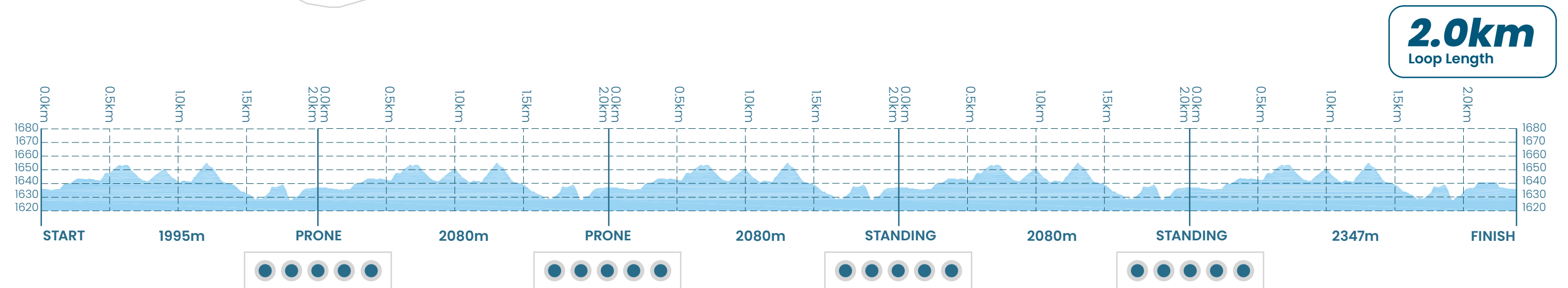
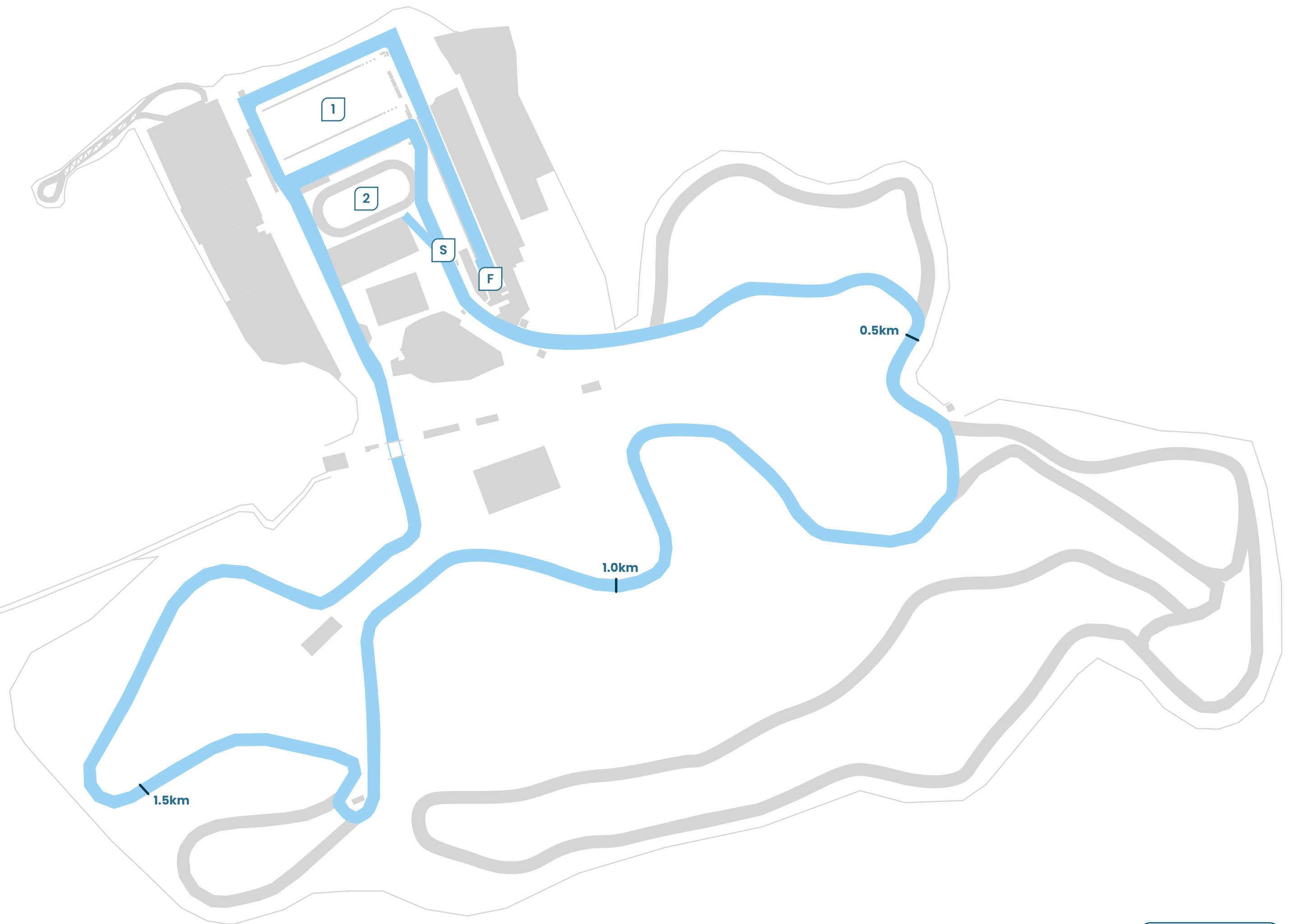
10.582km
Distance

324m
Total Climb

14m
Maximum Climb

27m
Height difference

- S** Start
- F** Finish
- 1** Shooting Range
- 2** Penalty Loop





Anterselva Biathlon Arena

BIATHLON

Course map and profile

Men's 15km Mass Start

1636m
Stadium altitude

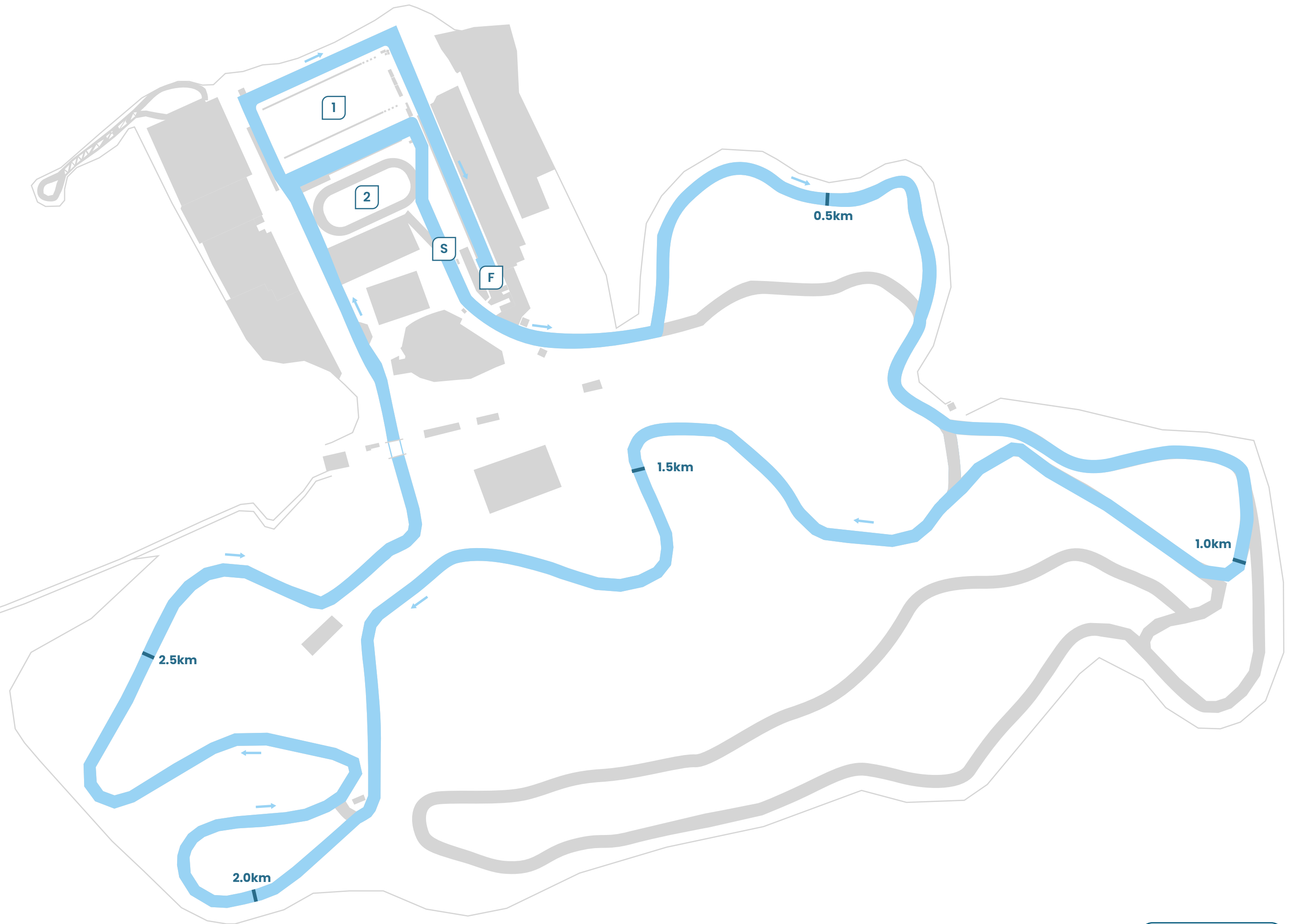
15.027km
Distance

484m
Total Climb

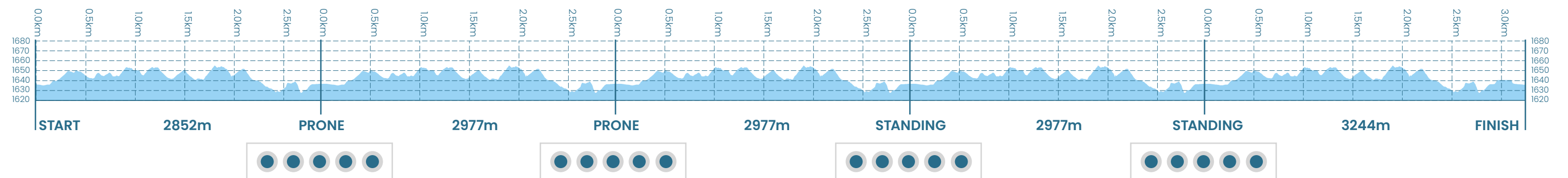
15m
Maximum Climb

28m
Height difference

- S** Start
- F** Finish
- 1** Shooting Range
- 2** Penalty Loop



3.0km
Loop Length





Anterselva Biathlon Arena

BIATHLON

Course map and profile

Women's 12.5km Mass Start

1636m
Stadium altitude

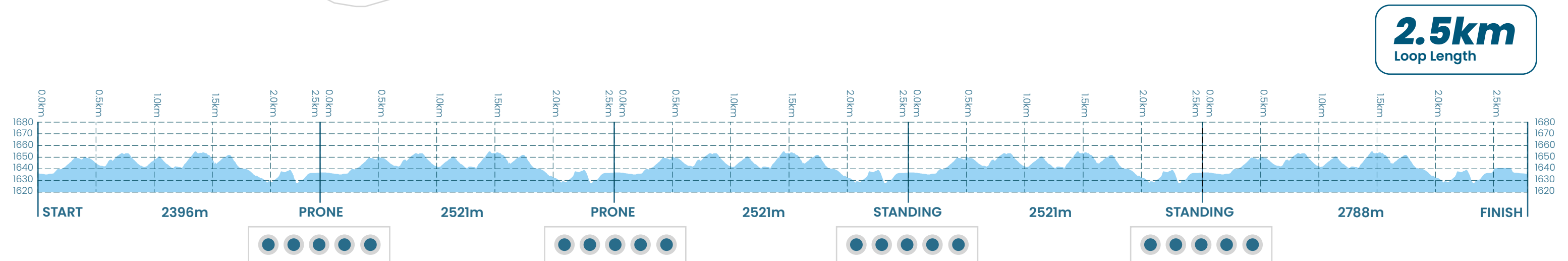
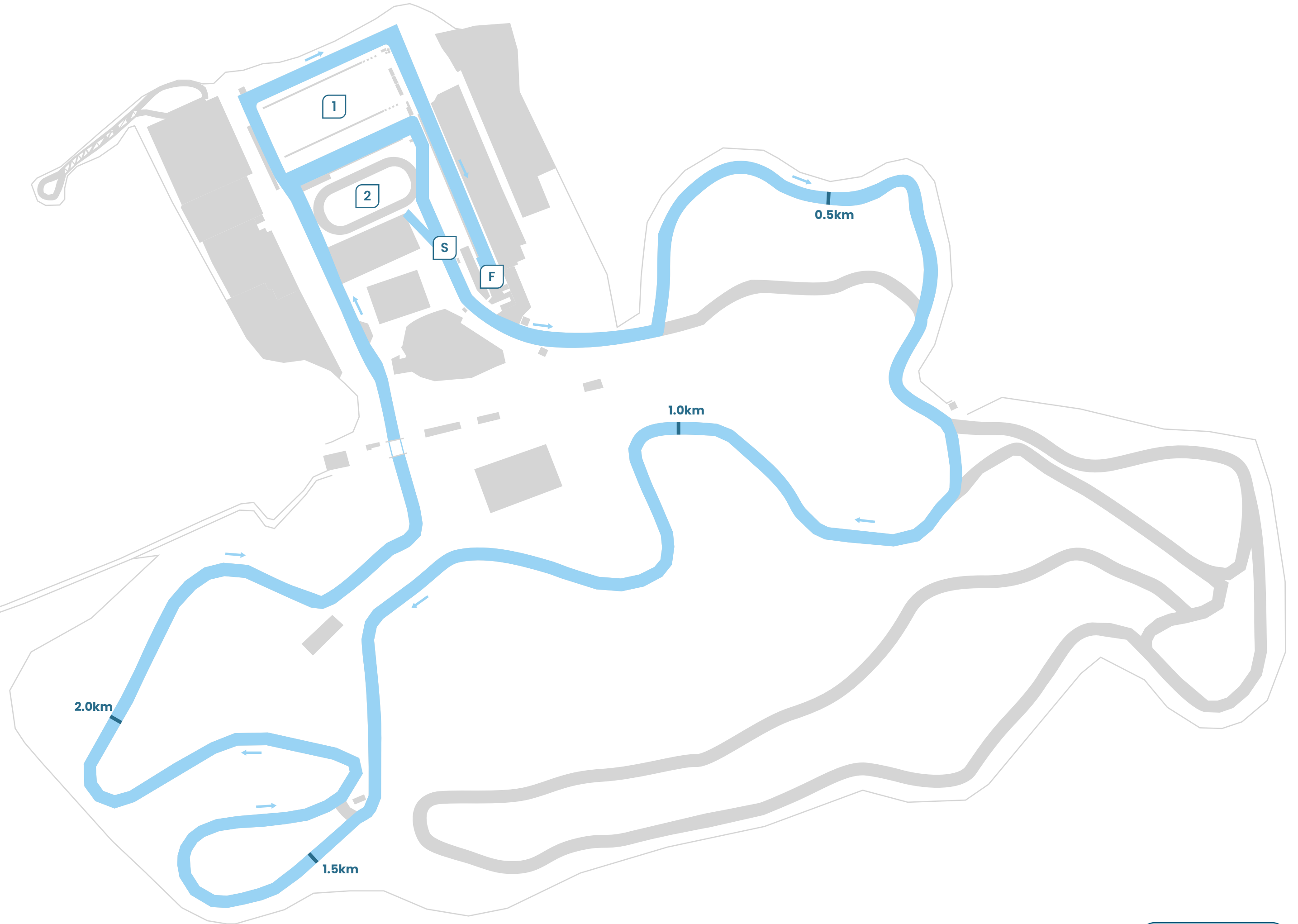
12.747km
Distance

409m
Total Climb

15m
Maximum Climb

27m
Height difference

- S** Start
- F** Finish
- 1** Shooting Range
- 2** Penalty Loop





Anterselva Biathlon Arena

BIATHLON

Course map and profile

Men's 4x7.5km Relay

1636m
Stadium altitude

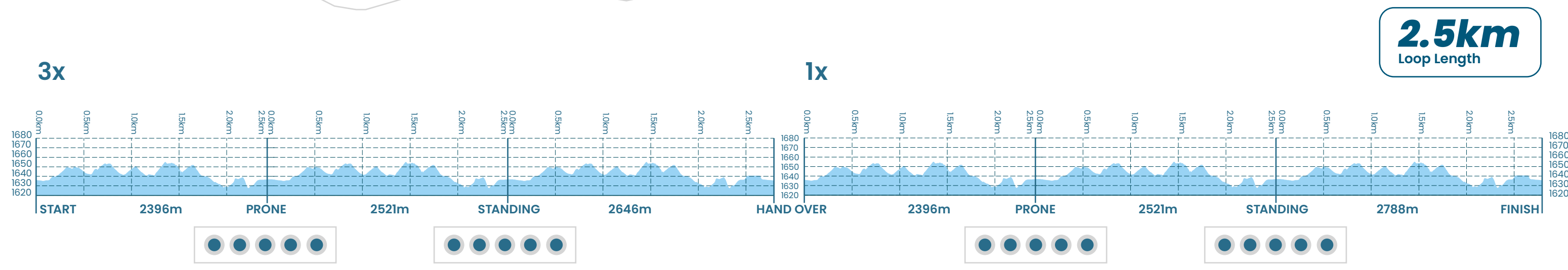
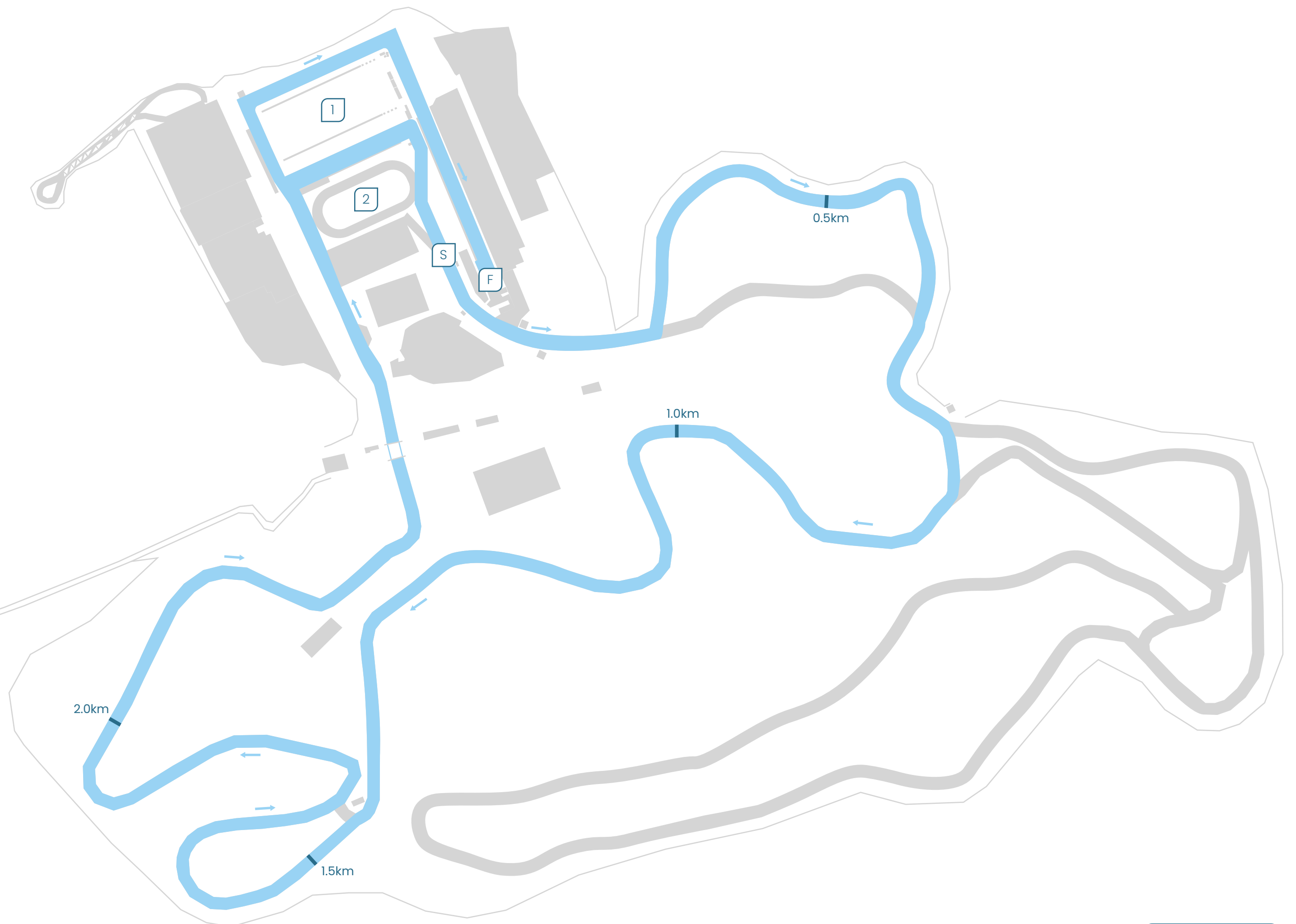
30.394km
Distance

247m
Total Climb

15m
Maximum Climb

27m
Height difference

- S** Start
- F** Finish
- 1** Shooting Range
- 2** Penalty Loop



2.5km
Loop Length



Anterselva Biathlon Arena

BIATHLON

Course map and profile

Women's 4x6km Relay

1636m
Stadium altitude

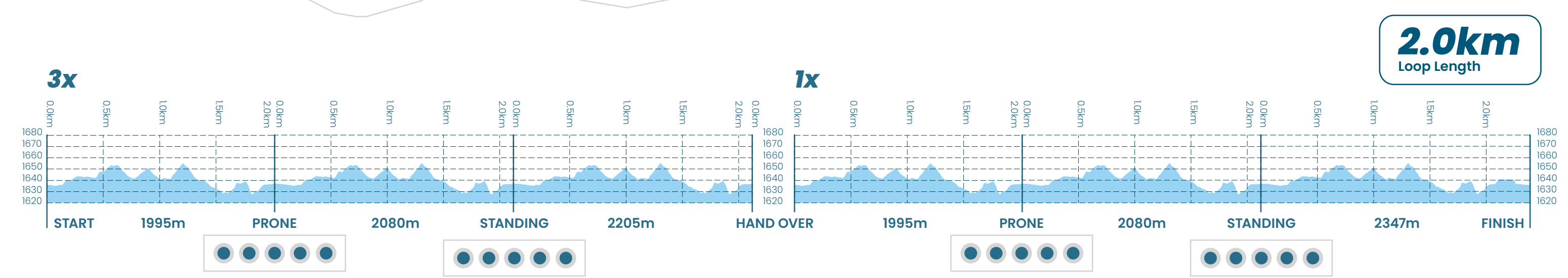
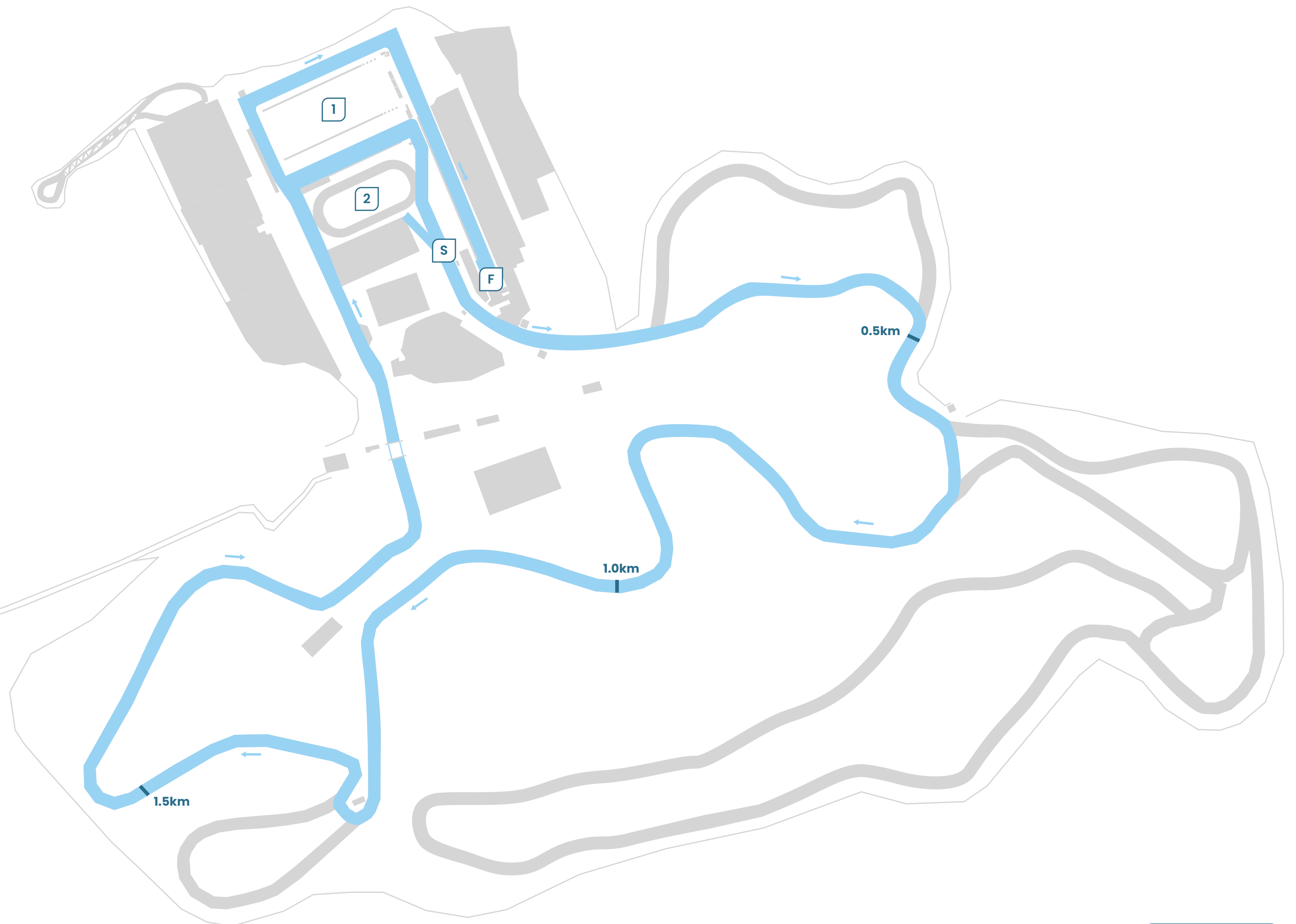
25.102km
Distance

192m
Total Climb

14m
Maximum Climb

27m
Height difference

- S** Start
- F** Finish
- 1** Shooting Range
- 2** Penalty Loop





Anterselva Biathlon Arena

BIATHLON

Course map and profile

Mixed Relay 4x6km (M+W)

1636m Stadium altitude

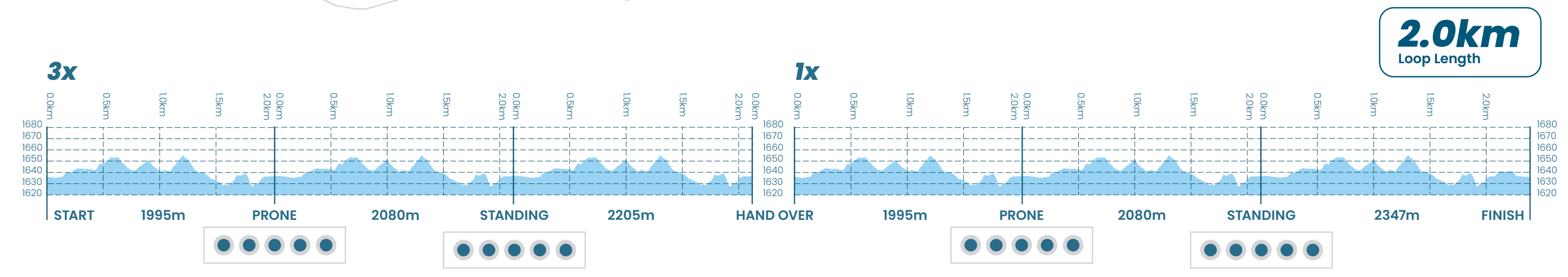
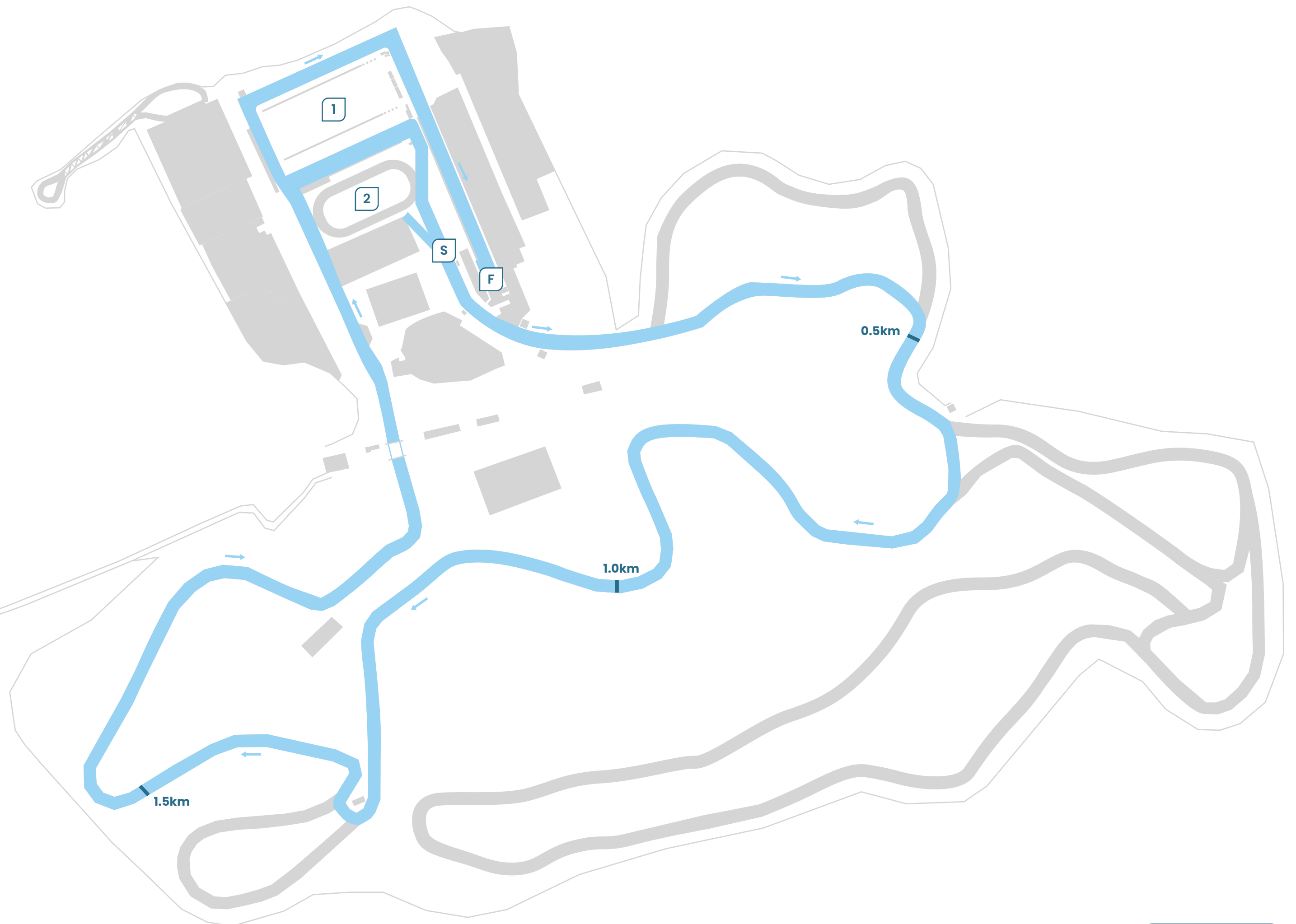
25.102km Distance

192m Total Climb

14m Maximum Climb

27m Height difference

- S** Start
- F** Finish
- 1** Shooting Range
- 2** Penalty Loop



2.0km
Loop Length



Sport Terminology

Terminologia sportiva / Sportterminologie / Terminologie du sport
As of FRI 30 JAN 2026

Term	Definition
Firing Lane	Front edge of the shooting ramp. The distance between the firing lane and the target is 50 metres +/- 1 metre.
Loop	A single ski trail/loop for use in a competition, identified by a colour (red, green, yellow, blue, brown).
Penalty	A disciplinary measure normally consisting of a reprimand, added time or a disqualification, imposed on a competitor or a team by the Competition Jury for violation of the competition rules, within the competition context.
Penalty Loop	A 75/150m oval track which biathletes must ski if they miss a target at the shooting range (sprint, pursuit, relays, mass start). One loop is skied for every target missed, and each loop can take 20 to 30 seconds, depending on the athlete.
Prone	A shooting position in which the biathlete lies on his or her stomach.
Prone Targets	Targets measuring 4.5 centimetres in diameter. The biathlete shoots at the prone target from the prone position.
Range Procedure	Term used to describe everything a biathlete does on the firing range with the exception of shooting; this includes placing ski poles to one side, lying down or assuming a stance, readying the rifle, etc. During training, biathletes try to make their range procedure as quick and as automatic as possible in order to be able to concentrate on shooting.
Range Time	The time it takes an athlete to enter the shooting range, un-sling the rifle, shoot five rounds (plus up to three spare rounds in relays), re-sling the rifle and exit the range.
Rifle	A single-loading .22-calibre rifle with non-optical sights is the official rifle for international biathlon competition.
Round	Single bullet, shot.
Shooting Lane	A numbered position on the firing line from which a competitor shoots at the correspondingly numbered target. Each shooting range has 30 shooting lanes.
Shooting Ramp	The shooting ramp is the area at the rear of the range where the competitors lie or stand to fire.
Shot - Penalty	The automatic penalty imposed on a competitor - one 75/150m penalty loop for each missed shot in the sprint, pursuit, mass start and relay competitions or one minute added to the overall time for each missed shot in individual competition.
Standing	Shooting position standing up.
Standing Targets	Targets measuring 11.5cm in diameter at which a biathlete shoots while in a standing position.
Target Line	Area where targets are set up.
Time Adjustment	An addition or subtraction of time from a competitor's or a team's competition time as decided by the Jury.
Wind Flag	Small flags made of lightweight material of a highly visible colour, placed between the firing line and target line to help the competitor determine the speed and direction of the wind.



Sport Terminology

Terminologia sportiva / Sportterminologie / Terminologie du sport
As of FRI 30 JAN 2026

Term	Definition
Zeroing	A practice performed before competition to ready the rifle for the race. Athletes shoot at paper targets to align the rifle's sights in order to accommodate for wind and light conditions.

Note:
For further information please consult: www.biathlonworld.com



MILANO CORTINA
2026

