



*Bobsleigh*

*Bob*

# RESULTS BOOK

**RASSEGNA RISULTATI**

# VERSION HISTORY

VERSION	DATE	COMMENTS
1.0	22 FEB 2026	Created at the end of the BOB competition



## Competition Format and Rules

Formato e regole gara / Format et règlement des compétitions  
As of FRI 30 JAN 2026

### Olympic Competition Format

There are four bobsleigh events at the Olympic Winter Games Milano Cortina 2026:

- 2-man:**
  - Sled minimum weight: 170kg/375lbs
  - Athletes and equipment maximum weight: 390.5kg/860lbs
- 4-man:**
  - Sled minimum weight: 210kg/463lbs
  - Athletes and equipment maximum weight: 631kg/1392lbs
- 2-woman:**
  - Sled minimum weight: 170kg/375lbs
  - Athletes and equipment maximum weight: 330.5kg/729lbs
- Women's monobob:**
  - Sled minimum weight: 163kg/360lbs
  - Athlete and equipment maximum weight: 248.5kg/548lbs

All events are held over four descents called "heats" on two consecutive days, with two heats per day. Results are calculated by adding the times of all competition heats together, with the lowest aggregate time winning. Only the top 20 sleds will take part in the decisive fourth heat.

At least one heat must be conducted for the race to be officially valid. One to three of the four heats may be cancelled due to weather conditions. At least six official training heats for each of the four events must be offered. Pilots must have completed at least two valid training heats to qualify for the competition. Entries are limited following a quota-system per National Olympic Committee (NOC).

### Differences between the IBSF World Championships and the Olympic Winter Games

There are no differences in competition format between the IBSF World Championships and the Olympic Winter Games, but at the IBSF World Championships the qualification criteria are different, resulting in more participating sleds and, under certain conditions, the top three placed athletes at the Junior World Championships receive an extra wild card.

### Changes since the Olympic Winter Games Beijing 2022

Women's Monobob: after successful debut at Beijing 2022, Milano Cortina 2026 will feature 25% increase in female athletes participating (increasing from 20 to 25).

2-man Bobsleigh: The field of participants was decreased from 30 to 28.

### Sport Rules and Procedures

#### Equipment

Sleds have four runners (one pair of front runners and one pair of rear runners). The sleds may only be propelled by the pushing force of the team during the starting phase, and the force of gravity.

All bobsleigh sleds and clothing used during competition must comply with IBSF and IOC regulations. Bobsleigh sleds may be stored and maintained at the Cortina Sliding Centre.



## Competition Format and Rules

Formato e regole gara / Format et règlement des compétitions

As of FRI 30 JAN 2026

### Crew

Bobsleigh teams consist of a pilot in the Women's monobob event, a pilot and a brakewoman/brakeman in the two-man and two-woman event, and of a pilot, two push athletes and a brakeman in the four-man event.

### Race Procedure

Once the crew has loaded into the sled after the start, the pilot steers through twisting, high-speed turns and straights where top speeds can reach over 140km/h. Pull too hard on the steering ropes and the sled will skid, losing valuable time. Steer too little and the sled is at the mercy of the track, causing slow times at best, and a crash at worst. Pilots often talk of the "feel" they need to race well and they develop the sense of when to let the sled run (e.g. G-force is your friend) and when to steer. Just as downhill skiers try different lines to find the quickest way down a slope, bobsleigh pilots study every twist and turn on a track to figure out the fastest way to the finish line.

### Starting Order:

#### For Official Training

Official training days are vital - no ice track is ever the same, so over three intense days track familiarisation, technique and performance are sharpened ready for race day.

The draw dictates the starting order of sleds for training and is organised at the team captains' meeting. The draw is for the starting order during the first two training days. The starting order of sleds for the third training day is determined based on the IBSF discipline ranking.

The draw determines the starting order of the NOCs. Sleds within each NOC start in the order in which they are listed in the entry list submitted by the team captains before the draw.

On the first training day, sleds start in the order drawn in both heats. On the second training day, they start in reverse order of the draw. The order of sleds within each NOC is the same on both days.

On the third training day, sleds start in the order of the IBSF discipline ranking.

#### For Competition

The 10 best placed pilots in the IBSF discipline ranking will choose their starting numbers from 1 to 10. All other pilots start according to the IBSF discipline ranking from starting number 11 onwards.

The 25 best ranked sleds from heat one will start in reverse order for heat two, followed by the remaining sleds (26 onwards). For the third heat, sleds will start in the ranking order after heats one and two (i.e. fastest first), and in the last heat the 20 best ranked sleds will start in reverse order.

### Timing and Scoring

Timing and Scoring is provided by OMEGA in accordance with IBSF rules and Olympic Results and Information Services (ORIS). Two independent timing systems, each consisting of at least one time measuring device, complete set of light beams and independent power supply, must be available and in operation during a competition (A and B systems).

The A system comprises all light beams for start, start time, four intermediate times, four speeds and finish time. The first interval time corresponds to the start time (50 m). Four interval times must be evenly distributed among the remainder of the track. The time of day of both timing systems (A and B systems) must be synchronised and must provide accurate timing to 1/100<sup>th</sup> of a second.

### Team Changes

During the competition pilots cannot be changed but, for medical reasons and under certain conditions, change of a brakewoman/brakeman or push athlete is possible in the case of injury or illness.

### Forerunners

The Jury determines the number of forerunners (also referred to as pilot sleds). The organiser must provide a minimum of five forerunners.



## Competition Format and Rules

Formato e regole gara / Format et règlement des compétitions  
As of FRI 30 JAN 2026

### Tie Break Rules

Despite the fact that results are measured to 1/100<sup>th</sup> of a second, ties may occur.

Sleds sharing the same aggregate time are tied and share the same rank. For example: at the Olympic Winter Games PyeongChang 2018 two gold medals were awarded in two-man and no silver; two bronze medals were awarded in four-man during the Olympic Winter Games Nagano 1998.

### Penalties / Disqualification Rules

During the heats, sleds may be disqualified for various reasons. The most common ones are: overweight sled, runner temperature higher than allowed, incomplete team at the finish and late start.

All medal-winning sleds are checked immediately after the final heat. Upon the findings and recommendations of the materials commission, the jury may disqualify a sled after the end of a competition.

### Protests / Appeals

Protests must be made to the jury. The rules state that verbal announcement of the protest must be made within five minutes after the end of the heat in which the incident occurred. Additionally, the grounds for the protest must be submitted in writing to the jury no more than 20 minutes after the conclusion of the race.

**Note:**  
For further information please consult: [www.ibsf.org](http://www.ibsf.org)



## Medallists by Event

Medagliati per evento / Médaillés par épreuve

As of SUN 22 FEB 2026 at 14:38

Event	Date	Medal	Name	NOC Code
2-man	TUE 17 FEB	GOLD	LOCHNER Johannes FLEISCHHAUER Georg	GER
		SILVER	FRIEDRICH Francesco SCHULLER Alexander	GER
		BRONZE	AMMOUR Adam SCHALLER Alexander	GER
4-man	SUN 22 FEB	GOLD	LOCHNER Johannes MARGIS Thorsten WENZEL Jorn FLEISCHHAUER Georg	GER
		SILVER	FRIEDRICH Francesco SOMMER Matthias SCHULLER Alexander STRAUB Felix	GER
		BRONZE	VOGT Michael HAAS Andreas NDIAYE Amadou David AEBERHARD Mario	SUI
2-woman	SAT 21 FEB	GOLD	NOLTE Laura LEVI Deborah	GER
		SILVER	BUCKWITZ Lisa SCHUTEN Neele	GER
		BRONZE	ARMBRUSTER HUMPHRIES Kaillie JONES Jasmine	USA
Women's Monobob	MON 16 FEB	GOLD	MEYERS TAYLOR Elana	USA
		SILVER	NOLTE Laura	GER
		BRONZE	ARMBRUSTER HUMPHRIES Kaillie	USA

**Note:**

A team may contain more than the regular number of athletes in a sled if there have been replacements during competition.  
Replaced athletes are listed last.



## Medal Standings

Medagliere / Classement des médailles

As of SUN 22 FEB 2026 at 13:08

Rank	NOC	Men				Women				Total				Rank by Total
		G	S	B	Tot.	G	S	B	Tot.	G	S	B	Tot.	
1	GER - Germany	2	2	1	5	1	2		3	3	4	1	8	1
2	USA - United States of America					1		2	3	1		2	3	2
3	SUI - Switzerland			1	1							1	1	3
	<b>Total:</b>	<b>2</b>	<b>2</b>	<b>2</b>	<b>6</b>	<b>2</b>	<b>2</b>	<b>2</b>	<b>6</b>	<b>4</b>	<b>4</b>	<b>4</b>	<b>12</b>	

**Note:**

Rank by Total is calculated by the total number of gold, silver and bronze medals.

**Legend:**

**B** Bronze

**G** Gold

**S** Silver

**Tot.** Total

## IBSF Medal Standings

Medagliere IBSF / Tableau des médailles - IBSF

As of SUN 22 FEB 2026 at 13:09

### After 7 of 7 Events

Rank	NOC	Bobsleigh				Skeleton				Total				Rank by Total
		G	S	B	Tot.	G	S	B	Tot.	G	S	B	Tot.	
1	GER - Germany	3	4	1	8		3	3	6	3	7	4	14	1
2	GBR - Great Britain					2			2	2			2	3
3	USA - United States of America	1		2	3					1		2	3	2
4	AUT - Austria					1			1	1			1	=4
5	SUI - Switzerland			1	1							1	1	=4
<b>Total:</b>		<b>4</b>	<b>4</b>	<b>4</b>	<b>12</b>	<b>3</b>	<b>3</b>	<b>3</b>	<b>9</b>	<b>7</b>	<b>7</b>	<b>7</b>	<b>21</b>	

**Note:**  
Rank by Total is calculated by the total number of gold, silver and bronze medals.

**Legend:**  
 = Equal sign indicates that two or more NOCs share the same rank by total      **B** Bronze      **G** Gold  
**S** Silver      **Tot.** Total



## Number of Entries by NOC

Numero di Partecipanti per NOC / Nombre d'inscriptions par CNO

As of SUN 22 FEB 2026

NOC	2-man	4-man	2-woman	Women's Monobob	Total	
					Sleds	Athletes
AUS - Australia			2	1	3	4
AUT - Austria	2	2	2	1	7	12
BEL - Belgium				1	1	1
BRA - Brazil	1	1			2	4
CAN - Canada	2	2	3	2	9	14
CHN - People's Republic of China	2	2	2	2	8	12
DEN - Denmark				1	1	1
FRA - France	1	1	1	1	4	6
GBR - Great Britain	1	1	1	1	4	6
GER - Germany	3	3	3	3	12	18
ISR - Israel	1	1			2	4
ITA - Italy	1	1	2	2	6	8
JAM - Jamaica	1	1		1	3	5
KOR - Republic of Korea	2	2	1	1	6	10
LAT - Latvia	1	1			2	4
LIE - Liechtenstein	1	1			2	4
NED - Netherlands	1	1			2	4
POL - Poland			1	1	2	2
ROU - Romania	1	1			2	5
SUI - Switzerland	3	3	2	2	10	16
SVK - Slovakia			1	1	2	2
TPE - Chinese Taipei			1	1	2	2
TTO - Trinidad and Tobago	1	1			2	4
USA - United States of America	1	2	3	3	9	14
<b>Total: 24</b>	<b>26</b>	<b>27</b>	<b>25</b>	<b>25</b>	<b>103</b>	<b>162</b>

Report update after crew changes.



## Entry List by NOC

Lista di Partecipanti per NOC / Liste des inscriptions par CNO

As of SUN 22 FEB 2026

NOC	Gender	Date of Birth	Event	Position
<b>AUS - Australia</b>				
	F	19 OCT 1996	2-woman	Pilot
	F	6 APR 2001	2-woman	Crew
	F	2 JAN 1992	2-woman	Crew
	F	28 AUG 1992	2-woman	Pilot
			Women's Monobob	Pilot
<b>AUT - Austria</b>				
	F	16 AUG 1993	2-woman	Pilot
			Women's Monobob	Pilot
	F	10 MAY 2001	2-woman	Crew
	F	9 NOV 1999	2-woman	Pilot
	F	17 OCT 1994	2-woman	Crew
	M	22 JAN 2001	2-man	Crew
			4-man	Crew
	M	13 JUN 1997	4-man	Crew
	M	24 NOV 1998	2-man	Pilot
			4-man	Pilot
	M	13 NOV 1993	4-man	Crew
	M	13 MAR 2001	2-man	Crew
			4-man	Crew
	M	20 MAY 1988	4-man	Crew
	M	11 JAN 1998	4-man	Crew
	M	28 SEP 1993	2-man	Pilot
			4-man	Pilot
<b>BEL - Belgium</b>				
	F	3 DEC 1999	Women's Monobob	Pilot
<b>BRA - Brazil</b>				
	M	28 JAN 1998	2-man	Crew
			4-man	Crew
	M	13 MAR 1979	2-man	Pilot
			4-man	Pilot
	M	22 JUL 1996	4-man	Crew
	M	17 MAR 1992	4-man	Crew



## Entry List by NOC

Lista di Partecipanti per NOC / Liste des inscriptions par CNO

As of SUN 22 FEB 2026

NOC	Gender	Date of Birth	Event	Position
<b>CAN - Canada</b>				
APPIAH Cynthia	F	15 MAY 1990	2-woman Women's Monobob	Pilot Pilot
LOTHOLZ Melissa	F	2 DEC 1992	2-woman Women's Monobob	Pilot Pilot
MITCHELL Kelsey	F	26 NOV 1993	2-woman	Crew
RIBI Bianca	F	27 JAN 1996	2-woman	Pilot
RICHARDSON WILSON Dawn	F	26 SEP 1999	2-woman	Crew
SIEBEN Skylar	F	6 DEC 2000	2-woman	Crew
AUSTIN Taylor	M	18 JAN 1990	2-man 4-man	Pilot Pilot
BRUGGELING Keaton	M	23 OCT 1998	4-man	Crew
DEARBORN Jay	M	15 JUN 1994	2-man 4-man	Pilot Pilot
ESKRICK-PARKINSON Yohan	M	22 JUN 2000	4-man	Crew
EVELYN Mike	M	13 APR 1993	2-man 4-man	Crew Crew
MURRAY-LAWRENCE Shaquille	M	30 OCT 1993	2-man 4-man	Crew Crew
STOIKOS Luka	M	16 AUG 2003	4-man	Crew
ZANETTE Mark	M	21 AUG 2000	4-man	Crew



## Entry List by NOC

Lista di Partecipanti per NOC / Liste des inscriptions par CNO

As of SUN 22 FEB 2026

NOC	Gender	Date of Birth	Event	Position
<b>CHN - People's Republic of China</b>				
HUAI Mingming	F	10 MAR 1995	2-woman Women's Monobob	Pilot Pilot
WANG Xuan	F	16 JUL 1998	2-woman	Crew
WANG Yu	F	9 SEP 2000	2-woman	Crew
YING Qing	F	10 FEB 1997	2-woman Women's Monobob	Pilot Pilot
AN Tai	M	11 JAN 2001	2-man 4-man	Crew Crew
DING Yunda	M	9 APR 2003	4-man	Crew
JIANG Maoyuan	M	5 JUL 2002	4-man	Crew
LI Chunjian	M	3 APR 1996	2-man 4-man	Pilot Pilot
SHI Yaolong	M	4 AUG 2006	4-man	Crew
SUN Kaizhi	M	9 DEC 1996	2-man 4-man	Pilot Pilot
YE Jielong	M	2 MAR 2000	2-man 4-man	Crew Crew
ZHANG Jin	M	10 DEC 2003	4-man	Crew
<b>Replaced</b>				
REN Jianzhang	M	5 JUL 2003	4-man	Crew
<b>DEN - Denmark</b>				
VOIGT Maja	F	16 AUG 2007	Women's Monobob	Pilot
<b>FRA - France</b>				
BOCH Margot	F	13 JUN 1999	2-woman Women's Monobob	Pilot Pilot
SENECHAL Carla	F	26 JUL 1996	2-woman	Crew
BLAIRON Nils	M	8 NOV 2002	4-man	Crew
HAUTERVILLE Dorian	M	27 APR 1990	2-man 4-man	Crew Crew
HEINRICH Romain	M	30 JAN 1990	2-man 4-man	Pilot Pilot
RIOU Antoine	M	12 OCT 1997	4-man	Crew



## Entry List by NOC

Lista di Partecipanti per NOC / Liste des inscriptions par CNO

As of SUN 22 FEB 2026

NOC	Gender	Date of Birth	Event	Position
<b>GBR - Great Britain</b>				
NELSON Ashleigh	F	20 FEB 1991	2-woman	Crew
NICOLL Adele	F	28 SEP 1996	2-woman Women's Monobob	Pilot Pilot
CAKETT Greg	M	14 NOV 1989	4-man	Crew
GREENWOOD Leon	M	13 JUN 1997	2-man 4-man	Crew Crew
HALL Brad	M	16 NOV 1990	2-man 4-man	Pilot Pilot
LAWRENCE Taylor	M	13 AUG 1996	2-man 4-man	Crew Crew
<b>GER - Germany</b>				
BUCKWITZ Lisa	F	2 DEC 1994	2-woman Women's Monobob	Pilot Pilot
KALICKI Kim	F	27 JUN 1997	2-woman Women's Monobob	Pilot Pilot
LEVI Deborah	F	28 AUG 1997	2-woman	Crew
NOLTE Laura	F	23 NOV 1998	2-woman Women's Monobob	Pilot Pilot
PREPENS Talea	F	28 DEC 2001	2-woman	Crew
SCHUTEN Neele	F	29 DEC 1999	2-woman	Crew
AMMOUR Adam	M	7 JUN 2001	2-man 4-man	Pilot Pilot
AMMOUR Issam	M	14 APR 1993	4-man	Crew
FLEISCHHAUER Georg	M	21 OCT 1988	2-man 4-man	Crew Crew
FRIEDRICH Francesco	M	2 MAY 1990	2-man 4-man	Pilot Pilot
LOCHNER Johannes	M	15 OCT 1990	2-man 4-man	Pilot Pilot
MARGIS Thorsten	M	14 AUG 1989	4-man	Crew
SCHALLER Alexander	M	16 SEP 2002	2-man 4-man	Crew Crew
SCHULLER Alexander	M	13 MAY 1997	2-man 4-man	Crew Crew
SOMMER Matthias	M	3 DEC 1991	4-man	Crew
STRAUB Felix	M	14 MAY 1997	4-man	Crew
TASCHE Joshua	M	8 SEP 1995	4-man	Crew
WENZEL Jorn	M	13 AUG 2004	4-man	Crew



## Entry List by NOC

Lista di Partecipanti per NOC / Liste des inscriptions par CNO

As of SUN 22 FEB 2026

NOC	Gender	Date of Birth	Event	Position
<b>ISR - Israel</b>				
CHEN Menachem	M	1 NOV 2000	2-man	Crew
			4-man	Crew
EDELMAN Adam	M	14 MAR 1991	2-man	Pilot
			4-man	Pilot
KATZ Omer	M	2 SEP 2000	4-man	Crew
ZISMAN Uri	M	7 JAN 2001	4-man	Crew
<b>ITA - Italy</b>				
ANDREUTTI Giada	F	16 FEB 1995	2-woman	Pilot
			Women's Monobob	Pilot
COSTELLA Anna	F	30 JUL 2002	2-woman	Crew
GATTI Alessia	F	2 JUL 2002	2-woman	Crew
de SILVESTRO Simona	F	1 SEP 1988	2-woman	Pilot
			Women's Monobob	Pilot
BAUMGARTNER Patrick	M	27 DEC 1994	2-man	Pilot
			4-man	Pilot
BILOTTI Lorenzo	M	21 SEP 1994	4-man	Crew
FANTAZZINI Eric	M	27 APR 1996	4-man	Crew
MIRCEA Robert	M	9 AUG 1999	2-man	Crew
			4-man	Crew
<b>JAM - Jamaica</b>				
MOORE Mica	F	23 NOV 1992	Women's Monobob	Pilot
FEARON Joel	M	10 OCT 1990	4-man	Crew
HARRIS Junior	M	23 OCT 2004	2-man	Crew
			4-man	Crew
PITTER Shane	M	2 NOV 1999	2-man	Pilot
			4-man	Pilot
TRACEY Tyquendo	M	10 JUN 1993	4-man	Crew



## Entry List by NOC

Lista di Partecipanti per NOC / Liste des inscriptions par CNO

As of SUN 22 FEB 2026

NOC	Gender	Date of Birth	Event	Position
<b>KOR - Republic of Korea</b>				
JEON Eunji	F	9 DEC 1999	2-woman	Crew
KIM Yooran	F	23 APR 1992	2-woman	Pilot
			Women's Monobob	Pilot
CHAE Byungdo	M	24 NOV 2001	2-man	Crew
			4-man	Crew
CHUN Suhyun	M	26 JUL 1999	4-man	Crew
KIM Hyeonggeun	M	7 APR 1999	2-man	Crew
			4-man	Crew
KIM Jinsu	M	19 JUL 1995	2-man	Pilot
			4-man	Pilot
KIM Sunwook	M	23 DEC 2000	4-man	Crew
LEE Doyun	M	30 SEP 2003	4-man	Crew
LEE Geonu	M	23 MAY 2000	4-man	Crew
SUK Youngjin	M	30 AUG 1990	2-man	Pilot
			4-man	Pilot
<b>LAT - Latvia</b>				
KALENDA Jekabs	M	25 JUN 2002	2-man	Pilot
			4-man	Pilot
KAUFMANIS Lauris	M	16 APR 1998	4-man	Crew
KLAVA Mairis	M	16 JUL 1999	4-man	Crew
MIKNIS Matiss	M	29 DEC 1992	2-man	Crew
			4-man	Crew
<b>LIE - Liechtenstein</b>				
BUEHLER Mauro	M	4 OCT 1989	4-man	Crew
KRANZ Martin	M	28 NOV 2002	2-man	Pilot
			4-man	Pilot
LENHERR Lorenz	M	22 JUL 1998	4-man	Crew
TSCHOFEN David	M	30 AUG 2002	2-man	Crew
			4-man	Crew
<b>NED - Netherlands</b>				
FRANJIC Janko	M	29 MAR 1994	4-man	Crew
FRANJIC Jelen	M	12 JUN 2000	2-man	Crew
			4-man	Crew
KOSTER Timme	M	12 DEC 2002	4-man	Crew
WESSELINK Dave	M	1 OCT 1999	2-man	Pilot
			4-man	Pilot



## Entry List by NOC

Lista di Partecipanti per NOC / Liste des inscriptions par CNO

As of SUN 22 FEB 2026

NOC	Gender	Date of Birth	Event	Position
<b>POL - Poland</b>				
ADAMEK Klaudia	F	22 MAR 1999	2-woman	Crew
WEISZEWSKI Linda	F	11 APR 1999	2-woman Women's Monobob	Pilot Pilot
<b>ROU - Romania</b>				
DINESCU Constantin	M	14 OCT 2002	4-man	Crew
IODACHE George	M	19 AUG 2003	2-man 4-man	Crew Crew
NICA Andrei	M	4 JAN 2002	4-man	Crew
PACIOIANU Mihai Daniel	M	19 FEB 1999	4-man	Crew
TENTEA Mihai Cristian	M	30 DEC 1998	2-man 4-man	Pilot Pilot
<b>SUI - Switzerland</b>				
ANNEN Debora	F	1 APR 2002	2-woman Women's Monobob	Pilot Pilot
HASLER Melanie	F	16 MAY 1998	2-woman Women's Monobob	Pilot Pilot
KORA Salome	F	8 JUN 1994	2-woman	Crew
PASTERNAK Nadja	F	4 JUL 1996	2-woman	Crew
AEBERHARD Mario	M	3 NOV 2005	4-man	Crew
ANNEN Tim	M	13 JUL 2004	2-man 4-man	Crew Crew
BIERI Cyril	M	22 OCT 1993	4-man	Crew
FOLLADOR Cedric	M	18 NOV 1994	2-man 4-man	Pilot Pilot
HAAS Andreas	M	23 DEC 1996	4-man	Crew
HERSPERGER Mathieu	M	18 FEB 1999	4-man	Crew
MOSER Pascal	M	23 NOV 1996	4-man	Crew
NDIAYE Amadou David	M	21 OCT 2002	2-man 4-man	Crew Crew
ROHNER Timo	M	28 OCT 1997	2-man 4-man	Pilot Pilot
ROLLI Luca	M	17 JAN 1997	2-man 4-man	Crew Crew
VOGELE Omar	M	5 FEB 1999	4-man	Crew
VOGT Michael	M	29 DEC 1997	2-man 4-man	Pilot Pilot
<b>SVK - Slovakia</b>				
CERNANSKA Viktoria	F	29 MAR 2002	2-woman Women's Monobob	Pilot Pilot
MOKRASOVA Lucia	F	27 MAR 1994	2-woman	Crew





Results  
Risultati / Résultats

Start Order	Start No.	NOC Code	Pilot Name	Start Time	Int. 1	Int. 2	Int. 3	Int. 4	Finish Time	Time Behind	Top Speed (km/h)
1	1	ISR	EDELMAN Adam	5.37 (26)	17.85 (26)	27.64 (26)	37.83 (26)	47.49 (26)	58.66 (26)	+3.01	
2	2	FRA	HEINRICH Romain	5.02 (=8)	17.22 (=7)	26.69 (=5)	36.47 (5)	45.74 (4)	56.15 (3)	+0.50	125.14
3	3	CAN	AUSTIN Taylor	5.03 (=11)	17.23 (=9)	26.69 (=5)	36.49 (=6)	45.84 (=7)	56.48 (9)	+0.83	130.88
4	4	CAN	DEARBORN Jay	4.86 (1)	17.42 (18)	27.10 (22)	37.03 (21)	46.46 (21)	57.21 (=22)	+1.56	130.28
5	5	ITA	BAUMGARTNER Patrick	5.04 (=14)	17.21 (=4)	26.67 (4)	36.45 (4)	45.78 (5)	56.27 (5)	+0.62	
6	6	JAM	PITTER Shane	5.03 (=11)	17.34 (14)	27.08 (20)	37.09 (22)	46.53 (22)	57.21 (=22)	+1.56	128.51
7	7	AUT	TREICHL Markus	5.02 (=8)	17.64 (25)	27.27 (25)	37.16 (23)	46.56 (23)	57.16 (21)	+1.51	128.95
8	8	AUT	MANDLBAUER Jakob	5.10 (20)	17.40 (=16)	26.89 (=13)	36.68 (=13)	46.03 (12)	56.66 (13)	+1.01	
9	9	GER	LOCHNER Johannes	4.91 (2)	17.01 (1)	26.38 (1)	36.07 (1)	45.28 (1)	55.65 (1)	0.00	133.30
10	10	GER	FRIEDRICH Francesco	4.94 (3)	17.11 (3)	26.54 (2)	36.26 (2)	45.49 (2)	55.84 (2)	+0.19	132.43
11	11	GER	AMMOUR Adam	5.24 (25)	17.62 (24)	27.09 (21)	36.86 (=18)	46.15 (16)	56.65 (12)	+1.00	
12	12	BRA	BINDILATTI EL	5.12 (22)	17.49 (21)	27.18 (23)	37.19 (=24)	46.72 (24)	57.61 (24)	+1.96	129.17
13	13	LIE	KRANZ Martin	5.08 (18)	17.45 (=19)	27.02 (18)	36.87 (20)	46.22 (19)	56.79 (17)	+1.14	132.00
14	14	TTO	BROWN Axel	5.16 (23)	17.50 (22)	27.19 (24)	37.19 (=24)	46.76 (25)	57.72 (25)	+2.07	
15	15	SUI	VOGT Michael	5.02 (=8)	17.26 (12)	26.77 (12)	36.55 (10)	45.88 (9)	56.46 (8)	+0.81	131.80
16	16	SUI	FOLLADOR Cedric	5.03 (=11)	17.23 (=9)	26.72 (9)	36.50 (8)	45.84 (=7)	56.40 (7)	+0.75	131.69
17	17	SUI	ROHNER Timo	5.11 (21)	17.45 (=19)	26.99 (17)	36.79 (15)	46.13 (14)	56.75 (=14)	+1.10	130.67
18	18	USA	del DUCA Frankie	5.07 (17)	17.37 (15)	26.89 (=13)	36.68 (=13)	46.01 (11)	56.55 (10)	+0.90	129.97
19	19	NED	WESSELINK Dave	5.04 (=11)	17.31 (12)	26.84 (12)	36.62 (9)	45.93 (6)	56.47 (5)	+0.48	130.72
20	20	CHN	SUN Kaizhi	5.00 (6)	17.21 (=4)	26.71 (=7)	36.54 (9)	45.92 (10)	56.59 (11)	+0.94	130.87
21	21	CHN	LI Chunjian	5.01 (7)	17.22 (=7)	26.74 (=10)	36.64 (12)	46.14 (15)	57.03 (20)	+1.38	129.13
22	22	GBR	HALL Brad	4.99 (6)	17.24 (=6)	26.79 (11)	36.66 (11)	46.15 (17)	57.03 (18)	+1.04	128.26
23	23	LAT	KALENDA Jekabs	5.04 (=14)	17.31 (13)	26.94 (15)	36.84 (17)	46.21 (18)	56.78 (16)	+1.13	129.39
24	24	KOR	KIM Jinsu	4.95 (4)	17.10 (2)	26.55 (3)	36.31 (3)	45.62 (3)	56.17 (4)	+0.52	132.02
				4.95 (=3)	17.15 (=3)	26.78 (=9)	36.67 (12)	46.08 (13)	56.72 (14)	+0.73	130.54



**Results**  
Risultati / Résultats

Start Order	Start No.	NOC Code	Pilot Name	Start Time	Int. 1	Int. 2	Int. 3	Int. 4	Finish Time	Time Behind	Top Speed (km/h)
25	25	KOR	SUK Youngjin	5.19 (24)	17.53 (23)	27.03 (19)	36.86 (=18)	46.33 (20)	<b>57.02</b> (19)	+1.37	126.70
				5.17 (24)	17.58 (24)	27.18 (22)	37.04 (22)	46.44 (22)	<b>57.13</b> (=21)	+1.14	127.68
26	26	ROU	TENEA Mihai Cristian	5.09 (19)	17.40 (=16)	26.97 (16)	36.80 (16)	46.18 (17)	<b>56.75</b> (=14)	+1.10	131.79
				5.15 (=22)	17.44 (=19)	26.99 (=19)	36.79 (=19)	46.11 (=14)	<b>56.65</b> (10)	+0.66	132.12

**Note:**  
Top speed is measured by sensors at any point along the track.

**Legend:**  
= Equal sign indicates that two or more sleds share the same rank      **Int.** Intermediate time      **No.** Number



## Performance Analysis

Analisi delle prestazioni / Analyse des performances

Start Order	Start No.	NOC Code	Pilot Name	Start Time	S-1	1-2	2-3	3-4	4-F	Finish Time	Time Behind	Top Speed (km/h)
1	1	ISR	EDELMAN Adam	5.37	(26) 12.48 (24)	9.79 (26) 10.19 (26)	9.66 (26) 11.17 (26)	58.66 (26)	+3.01			
				5.34	(25) 12.47 (25)	9.84 (26) 10.19 (26)	9.72 (26) 11.36 (26)	58.92 (26)	+2.93	125.14		
2	2	FRA	HEINRICH Romain	5.02	(=8) 12.20 (=5)	9.47 (=6) 9.78 (=5)	9.27 (3) 10.41 (3)	56.15 (3)	+0.50	132.30		
				5.04	(=11) 12.24 (=7)	9.50 (=5) 9.81 (=10)	9.37 (12) 10.55 (=7)	56.51 (7)	+0.52	131.03		
3	3	CAN	AUSTIN Taylor	5.03	(=11) 12.20 (=5)	9.46 (=4) 9.80 (=12)	9.35 (=12) 10.64 (17)	56.48 (9)	+0.83	130.88		
				5.04	(=11) 12.34 (20)	9.52 (=8) 9.81 (=10)	9.40 (=13) 10.71 (=17)	56.82 (15)	+0.83	129.36		
4	4	CAN	DEARBORN Jay	4.86	(1) 12.56 (25)	9.68 (22) 9.93 (22)	9.43 (19) 10.75 (21)	57.21 (=22)	+1.56	130.28		
				4.88	(1) 12.27 (=12)	9.60 (=20) 9.89 (=21)	9.42 (=17) 10.80 (=20)	56.86 (16)	+0.87	129.81		
5	5	ITA	BAUMGARTNER P	5.04	(=14) 12.17 (=3)	9.46 (=4) 9.78 (=5)	9.33 (=7) 10.49 (4)	56.27 (5)	+0.62			
				5.04	(=11) 12.20 (=2)	9.48 (4) 9.77 (5)	9.34 (=6) 10.60 (=10)	56.43 (4)	+0.44			
6	6	JAM	PITTER Shane	5.03	(=11) 12.31 (=16)	9.74 (25) 10.01 (=24)	9.44 (20) 10.68 (19)	57.21 (=22)	+1.56	128.51		
				5.01	(=7) 12.31 (17)	9.59 (19) 9.87 (=19)	9.47 (22) 10.80 (=20)	57.05 (19)	+1.06	127.51		
7	7	AUT	TREICHL Markus	5.02	(=8) 12.62 (26)	9.63 (=20) 9.89 (19)	9.40 (18) 10.60 (14)	57.16 (21)	+1.51	128.95		
				5.02	(9) 12.22 (6)	9.52 (=8) 9.85 (=16)	9.40 (=13) 10.61 (12)	56.62 (9)	+0.63	128.15		
8	8	AUT	MANDLBAUER Jakob	5.10	(20) 12.30 (=14)	9.49 (=8) 9.79 (=10)	9.35 (=12) 10.63 (16)	56.66 (13)	+1.01			
				5.06	(15) 12.32 (18)	9.55 (=15) 9.85 (=16)	9.45 (20) 10.90 (23)	57.13 (=21)	+1.14			
9	9	GER	LOCHNER Johannes	4.91	(2) 12.10 (1)	9.37 (1) 9.69 (1)	9.21 (1) 10.37 (2)	55.65 (1)	0.00	133.30		
				4.90	(2) 12.24 (=7)	9.44 (2) 9.73 (2)	9.27 (=1) 10.42 (1)	56.00 (2)	+0.01	132.08		
10	10	GER	FRIEDRICH F	4.94	(3) 12.17 (=3)	9.43 (2) 9.72 (2)	9.23 (2) 10.35 (1)	55.84 (2)	+0.19	132.43		
				4.95	(=3) 12.18 (1)	9.43 (1) 9.72 (1)	9.27 (=1) 10.44 (2)	55.99 (1)	0.00	132.03		
11	11	GER	AMMOUR Adam	5.24	(25) 12.38 (23)	9.47 (=6) 9.77 (4)	9.29 (4) 10.50 (5)	56.65 (12)	+1.00			
				5.39	(26) 12.50 (26)	9.55 (=15) 9.82 (=13)	9.34 (=6) 10.53 (4)	57.13 (=21)	+1.14	130.25		
12	12	BRA	BINDILATTI EL	5.12	(22) 12.37 (=21)	9.69 (=23) 10.01 (=24)	9.53 (24) 10.89 (=23)	57.61 (24)	+1.96	129.17		
				5.13	(=20) 12.36 (=21)	9.73 (25) 10.07 (25)	9.55 (24) 10.98 (24)	57.82 (24)	+1.83	129.56		
13	13	LIE	KRANZ Martin	5.08	(18) 12.37 (=21)	9.57 (=18) 9.85 (18)	9.35 (=12) 10.57 (=10)	56.79 (17)	+1.14	132.00		
				5.08	(=17) 12.36 (=21)	9.64 (23) 9.90 (23)	9.42 (=17) 10.71 (=17)	57.11 (20)	+1.12	131.21		
14	14	TTO	BROWN Axel	5.16	(23) 12.34 (=18)	9.69 (=23) 10.00 (23)	9.57 (25) 10.96 (25)	57.72 (25)	+2.07			
				5.13	(=20) 12.36 (=21)	9.71 (24) 10.04 (24)	9.59 (25) 11.05 (25)	57.88 (25)	+1.89			
15	15	SUI	VOGT Michael	5.02	(=8) 12.24 (=11)	9.51 (14) 9.78 (=5)	9.33 (=7) 10.58 (13)	56.46 (8)	+0.81	131.80		
				5.15	(=22) 12.30 (16)	9.54 (14) 9.80 (=8)	9.34 (=6) 10.55 (=7)	56.68 (12)	+0.69	131.88		
16	16	SUI	FOLLADOR Cedric	5.03	(=11) 12.20 (=5)	9.49 (=8) 9.78 (=5)	9.34 (=10) 10.56 (9)	56.40 (7)	+0.75	131.69		
				5.03	(10) 12.21 (5)	9.50 (=5) 9.78 (=6)	9.36 (11) 10.60 (=10)	56.48 (6)	+0.49	131.23		
17	17	SUI	ROHNER Timo	5.11	(21) 12.34 (=18)	9.54 (17) 9.80 (=12)	9.34 (=10) 10.62 (15)	56.75 (=14)	+1.10	130.67		
				5.08	(=17) 12.33 (19)	9.52 (=8) 9.76 (4)	9.35 (=9) 10.62 (13)	56.66 (11)	+0.67	130.42		
18	18	USA	del DUCA Frankie	5.07	(17) 12.30 (=14)	9.52 (=15) 9.79 (=10)	9.33 (=7) 10.54 (7)	56.55 (10)	+0.90	129.97		
				5.04	(=11) 12.27 (=12)	9.53 (=12) 9.78 (=6)	9.31 (4) 10.54 (=5)	56.47 (5)	+0.48	130.72		
19	19	NED	WESSELINK Dave	5.05	(16) 12.20 (=5)	9.49 (=8) 9.84 (17)	9.46 (21) 10.76 (22)	56.80 (18)	+1.15	128.41		
				5.12	(19) 12.26 (11)	9.52 (=8) 9.83 (15)	9.46 (21) 10.75 (19)	56.94 (17)	+0.95	129.01		
20	20	CHN	SUN Kaizhi	5.00	(6) 12.21 (=9)	9.50 (=11) 9.83 (=14)	9.38 (=16) 10.67 (18)	56.59 (11)	+0.94	130.87		
				5.01	(=7) 12.24 (=7)	9.51 (7) 9.82 (=13)	9.42 (=17) 10.70 (16)	56.70 (13)	+0.71	130.51		
21	21	CHN	LI Chunjian	5.01	(7) 12.21 (=9)	9.52 (=15) 9.90 (=20)	9.50 (23) 10.89 (=23)	57.03 (20)	+1.38	129.13		
				4.99	(6) 12.25 (10)	9.55 (=15) 9.87 (=19)	9.49 (23) 10.88 (22)	57.03 (18)	+1.04	128.26		
22	22	GBR	HALL Brad	4.97	(5) 12.24 (=11)	9.50 (=11) 9.78 (=5)	9.32 (6) 10.51 (6)	56.32 (6)	+0.67	132.24		
				4.98	(5) 12.20 (=2)	9.46 (3) 9.75 (3)	9.30 (3) 10.50 (3)	56.19 (3)	+0.20	133.12		
23	23	LAT	KALENDA Jekabs	5.04	(=14) 12.27 (13)	9.63 (=20) 9.90 (=20)	9.37 (15) 10.57 (=10)	56.78 (16)	+1.13	129.39		
				5.07	(16) 12.27 (=12)	9.53 (=12) 9.81 (=10)	9.35 (=9) 10.56 (9)	56.59 (8)	+0.60	129.69		
24	24	KOR	KIM Jinsu	4.95	(4) 12.15 (2)	9.45 (3) 9.76 (3)	9.31 (5) 10.55 (8)	56.17 (4)	+0.52	132.02		
				4.95	(=3) 12.20 (=2)	9.63 (22) 9.89 (=21)	9.41 (16) 10.64 (14)	56.72 (14)	+0.73	130.54		



## Performance Analysis

Analisi delle prestazioni / Analyse des performances

Start Order	Start No.	NOC Code	Pilot Name	Start Time	S-1	1-2	2-3	3-4	4-F	Finish Time	Time Behind	Top Speed (km/h)
25	25	KOR	SUK Youngjin	5.19	(24) 12.34 (=18)	9.50 (=11)	9.83 (=14)	9.47 (22)	10.69 (20)	<b>57.02</b> (19)	+1.37	126.70
				5.17	(24) 12.41 (24)	9.60 (=20)	9.86 (18)	9.40 (=13)	10.69 (15)	<b>57.13</b> (=21)	+1.14	127.68
26	26	ROU	TENEA MC	5.09	(19) 12.31 (=16)	9.57 (=18)	9.83 (=14)	9.38 (=16)	10.57 (=10)	<b>56.75</b> (=14)	+1.10	131.79
				5.15	(=22) 12.29 (15)	9.55 (=15)	9.80 (=8)	9.32 (5)	10.54 (=5)	<b>56.65</b> (10)	+0.66	132.12

**Note:**

Top speed is measured by sensors along the track.

**Legend:**

= Equal sign indicates that two or more sleds share the same rank  
**1-2** 1st to 2nd intermediate point  
**2-3** 2nd to 3rd intermediate point  
**3-4** 3rd to 4th intermediate point  
**4-F** 4th intermediate point to finish  
**No.** Number  
**S-1** Start to 1st intermediate point

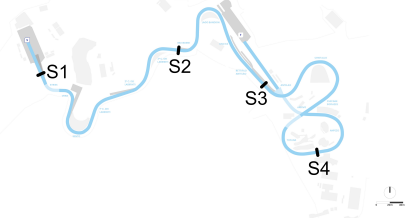


## Speeds

Velocità / Vitesses

### Measurement Points:

50m (S1)
After curve 6 (S2)
Before curve 10 (S3)
Between curve 14 & 15 (S4)



Start Order	NOC Code	Pilot Name	Start Time	Speeds (km/h)				Finish Time
				S1	S2	S3	S4	
1	ISR	EDELMAN Adam	5.37 (26)	43.52 (26)	92.92 (26)	113.85 (26)	121.04 (26)	58.66 (26)
			5.34 (25)	43.67 (25)	92.40 (26)	113.70 (26)	119.44 (26)	58.92 (26)
2	FRA	HEINRICH Romain	5.02 (=8)	44.97 (17)	96.20 (=5)	118.03 (=6)	128.29 (3)	56.15 (3)
			5.04 (=11)	44.89 (15)	95.94 (6)	117.57 (12)	126.93 (8)	56.51 (7)
3	CAN	AUSTIN Taylor	5.03 (=11)	45.13 (11)	96.00 (=9)	117.18 (17)	125.61 (=17)	56.48 (9)
			5.04 (=11)	44.75 (19)	95.79 (=8)	116.80 (18)	125.00 (18)	56.82 (15)
4	CAN	DEARBORN Jay	4.86 (1)	45.68 (2)	94.38 (22)	116.12 (22)	124.22 (22)	57.21(=22)
			4.88 (1)	45.36 (5)	94.83 (21)	116.27 (23)	124.39 (20)	56.86 (16)
5	ITA	BAUMGARTNER Patrick	5.04 (=14)	45.21 (=9)	96.20 (=5)	117.95 (8)	127.47 (5)	56.27 (5)
			5.04 (=11)	45.24(=10)	96.25 (5)	118.18 (5)	126.22 (13)	56.43 (4)
6	JAM	PITTER Shane	5.03 (=11)	45.26 (=7)	93.40 (25)	115.90 (23)	125.43 (19)	57.21(=22)
			5.01 (=7)	45.26 (=7)	95.18 (19)	116.65 (20)	124.30 (21)	57.05 (19)
7	AUT	TREICHL Markus	5.02 (=8)	45.00 (16)	94.98 (20)	116.95 (19)	126.13 (16)	57.16 (21)
			5.02 (9)	45.15 (12)	95.38 (17)	117.49 (13)	126.40(=11)	56.62 (9)
8	AUT	MANDLBAUER Jakob	5.10 (20)	44.74 (20)	96.20 (=5)	117.57(=12)	126.40 (14)	56.66 (13)
			5.06 (15)	44.82 (17)	95.49 (16)	116.58 (21)	123.54 (23)	57.13(=21)
9	GER	LOCHNER Johannes	4.91 (2)	45.53 (4)	97.03 (1)	119.28 (1)	128.84 (2)	55.65 (1)
			4.90 (2)	45.56(=2)	96.67 (2)	118.57(=2)	128.47 (1)	56.00 (2)
10	GER	FRIEDRICH Francesco	4.94 (3)	45.80 (1)	96.82 (2)	118.96 (2)	129.21 (1)	55.84 (2)
			4.95(=3)	45.73 (1)	96.72 (1)	118.81 (1)	128.20 (2)	55.99 (1)
11	GER	AMMOUR Adam	5.24 (25)	43.67 (25)	96.35 (3)	118.42 (3)	127.56 (4)	56.65 (12)
			5.39 (26)	43.39 (26)	95.69(=11)	117.87(=7)	127.29 (3)	57.13(=21)
12	BRA	BINDILATTI Edson Luques	5.12 (22)	44.58 (21)	93.79 (24)	115.31 (25)	123.54 (24)	57.61 (24)
			5.13(=20)	44.62 (20)	93.36 (25)	114.86 (25)	122.53 (24)	57.82 (24)
13	LIE	KRANZ Martin	5.08 (18)	44.89 (18)	95.28(=17)	117.34(=14)	126.67(=10)	56.79 (17)
			5.08(=17)	44.91 (14)	94.78 (22)	116.73 (19)	125.17 (17)	57.11 (20)
14	TTO	BROWN Axel	5.16 (23)	44.37 (23)	93.89 (23)	115.38 (24)	123.20 (25)	57.72 (25)
			5.13(=20)	44.44 (23)	93.70 (24)	115.16 (24)	121.95 (25)	57.88 (25)
15	SUI	VOGT Michael	5.02 (=8)	45.26(=7)	96.05 (8)	117.80 (10)	126.84(=8)	56.46 (8)
			5.15(=22)	44.58 (21)	95.69(=11)	117.72 (11)	127.02(=6)	56.68 (12)
16	SUI	FOLLADOR Cedric	5.03 (=11)	45.21(=9)	96.00(=9)	117.87 (9)	126.67(=10)	56.40 (7)
			5.03 (10)	45.26(=7)	95.89 (7)	117.87(=7)	126.40(=11)	56.48 (6)
17	SUI	ROHNER Timo	5.11 (21)	44.78 (19)	95.94 (11)	118.34 (4)	126.22 (15)	56.75(=14)
			5.08(=17)	44.93 (13)	96.35 (4)	118.57(=2)	127.11(=4)	56.66 (11)
18	USA	del DUCA Frankie	5.07 (17)	45.01 (15)	95.79(=14)	117.72 (11)	126.84(=8)	56.55 (10)
			5.04(=11)	45.24(=10)	95.74 (10)	117.95 (6)	126.84 (9)	56.47 (5)
19	NED	WESSELINK Dave	5.05 (16)	45.09 (12)	95.79(=14)	116.58 (20)	124.91 (20)	56.80 (18)
			5.12 (19)	44.76 (18)	95.69(=11)	116.88 (17)	124.91 (19)	56.94 (17)
20	CHN	SUN Kaizhi	5.00 (6)	45.42 (5)	95.84 (13)	117.26 (16)	125.61(=17)	56.59 (11)
			5.01(=7)	45.34 (6)	95.79(=8)	117.26 (14)	125.34 (15)	56.70 (13)
21	CHN	LI Chunjian	5.01 (7)	45.38 (6)	95.28(=17)	116.20 (21)	123.71 (23)	57.03 (20)
			4.99 (6)	45.43 (4)	95.23 (18)	116.42 (22)	123.79 (22)	57.03 (18)



**Speeds**  
Velocità / Vitesses

Start Order	NOC Code	Pilot Name	Start Time	Speeds (km/h)				Finish Time
				S1	S2	S3	S4	
22	GBR	HALL Brad	4.97 (5)	45.04 (13)	95.89 (12)	118.03 (=6)	127.38 (6)	<b>56.32</b> (6)
			4.98 (5)	45.26 (=7)	96.51 (3)	118.34 (4)	127.02 (=6)	<b>56.19</b> (3)
23	LAT	KALENDA Jekabs	5.04 (=14)	45.03 (14)	94.43 (21)	117.11 (18)	126.58 (12)	<b>56.78</b> (16)
			5.07 (16)	44.87 (16)	95.59 (14)	117.80 (10)	126.67 (10)	<b>56.59</b> (8)
24	KOR	KIM Jinsu	4.95 (4)	45.60 (3)	96.30 (4)	118.18 (5)	127.02 (7)	<b>56.17</b> (4)
			4.95 (=3)	45.56 (=2)	94.58 (23)	116.95 (16)	126.05 (14)	<b>56.72</b> (14)
25	KOR	SUK Youngjin	5.19 (24)	44.25 (24)	95.69 (16)	117.57(=12)	124.82 (21)	<b>57.02</b> (19)
			5.17 (24)	44.22 (24)	94.93 (20)	117.03 (15)	125.26 (16)	<b>57.13</b> (=21)
26	ROU	TENEA Mihai Cristian	5.09 (19)	44.48 (22)	95.28(=17)	117.34(=14)	126.49 (13)	<b>56.75</b> (=14)
			5.15 (=22)	44.57 (22)	95.54 (15)	117.87 (=7)	127.11 (=4)	<b>56.65</b> (10)

**Legend:**

= Equal sign indicates that two or more sleds share the same rank



**Results**  
Risultati / Résultats

Start Order	Start No.	NOC Code	Pilot Name	Start Time	Int. 1	Int. 2	Int. 3	Int. 4	Finish Time	Time Behind	Top Speed (km/h)
1	26	ROU	TENEA Mihai Cristian	5.03 (13)	17.20 (8)	26.61 (7)	36.29 (3)	45.51 (=2)	<b>55.84</b> (2)	+0.17	133.60
				5.04 (=12)	17.26 (=8)	26.76 (10)	36.56 (=8)	45.87 (=7)	<b>56.33</b> (7)	+0.27	132.36
2	24	KOR	KIM Jinsu	4.95 (=1)	17.09 (1)	26.57 (3)	36.32 (5)	45.64 (6)	<b>56.11</b> (6)	+0.44	132.13
				4.96 (1)	17.13 (1)	26.55 (1)	36.27 (1)	45.57 (1)	<b>56.06</b> (1)	0.00	132.00
3	25	KOR	SUK Youngjin	5.10 (22)	17.36 (21)	26.80 (16)	36.54 (=13)	45.91 (15)	<b>56.47</b> (15)	+0.80	128.35
				5.12 (=22)	17.42 (20)	26.92 (=18)	36.72 (=17)	46.09 (=17)	<b>56.78</b> (18)	+0.72	127.55
4	23	LAT	KALENDA Jekabs	4.98 (=4)	17.15 (4)	26.59 (5)	36.33 (6)	45.60 (=4)	<b>56.06</b> (5)	+0.39	130.90
				5.02 (=8)	17.25 (7)	26.73 (7)	36.56 (=8)	45.93 (10)	<b>56.48</b> (10)	+0.42	129.43
5	22	GBR	HALL Brad	4.98 (=4)	17.23 (=9)	26.74 (=11)	36.53 (=10)	45.82 (11)	<b>56.21</b> (8)	+0.54	133.26
				4.99 (=2)	17.21 (=3)	26.64 (2)	36.38 (2)	45.70 (=2)	<b>56.20</b> (=3)	+0.14	133.19
6	20	CHN	SUN Kaizhi	5.07 (=18)	17.34 (20)	26.84 (=17)	36.64 (17)	46.00 (17)	<b>56.64</b> (18)	+0.97	131.37
				5.04 (=12)	17.33 (14)	26.83 (=14)	36.67 (15)	46.08 (=15)	<b>56.73</b> (17)	+0.67	130.12
7	21	CHN	LI Chunjian	5.01 (=9)	17.24 (12)	26.74 (=11)	36.56 (15)	45.95 (16)	<b>56.60</b> (17)	+0.93	129.86
				5.00 (5)	17.22 (5)	26.72 (6)	36.55 (7)	45.96 (11)	<b>56.67</b> (14)	+0.61	
8	19	NED	WESSELINK Dave	5.01 (=9)	17.17 (6)	26.60 (6)	36.37 (7)	45.72 (8)	<b>56.28</b> (=10)	+0.61	129.83
				5.06 (=15)	17.26 (=8)	26.77 (=11)	36.62 (12)	46.02 (=13)	<b>56.71</b> (16)	+0.65	129.76
9	18	USA	del DUCA Frankie	4.95 (=1)	17.13 (=2)	26.58 (4)	36.31 (4)	45.60 (=4)	<b>56.16</b> (7)	+0.49	131.48
				4.99 (=2)	17.21 (=3)	26.71 (=4)	36.46 (=3)	45.75 (4)	<b>56.20</b> (=3)	+0.14	130.91
10	15	SUI	VOGT Michael	5.00 (=7)	17.19 (7)	26.74 (=11)	36.57 (16)	45.89 (14)	<b>56.33</b> (=12)	+0.66	132.23
				5.02 (=8)	17.28 (=11)	26.77 (=11)	36.56 (=8)	45.87 (=7)	<b>56.37</b> (8)	+0.31	132.16
11	16	SUI	FOLLADOR Cedric	5.04 (=14)	17.29 (=17)	26.77 (14)	36.53 (=10)	45.80 (10)	<b>56.27</b> (9)	+0.60	132.93
				5.02 (=8)	17.23 (6)	26.71 (=4)	36.51 (6)	45.83 (6)	<b>56.32</b> (6)	+0.26	132.09
12	17	SUI	ROHNER Timo	5.07 (=18)	17.29 (=17)	26.78 (15)	36.54 (=13)	45.84 (12)	<b>56.28</b> (=10)	+0.61	130.69
				5.06 (=15)	17.34 (=15)	26.83 (=14)	36.58 (11)	45.90 (9)	<b>56.41</b> (9)	+0.35	130.63
13	14	TTO	BROWN Axel	5.14 (24)	17.47 (24)	27.07 (24)	36.99 (=22)	46.50 (24)	<b>57.38</b> (24)	+1.71	129.63
				5.16 (24)	17.55 (=23)	27.23 (22)	37.24 (23)	46.82 (=22)	<b>57.77</b> (24)	+1.71	129.08
14	13	LIE	KRANZ Martin	5.19 (25)	17.57 (25)	27.19 (25)	37.08 (24)	46.45 (23)	<b>57.03</b> (21)	+1.36	131.70
				5.22 (25)	17.67 (25)	27.25 (23)	37.12 (22)	46.51 (21)	<b>57.22</b> (22)	+1.16	131.42
15	12	BRA	BINDILATTI Edson Luque	5.09 (21)	17.37 (22)	27.01 (=22)	36.99 (=22)	46.44 (22)	<b>57.12</b> (23)	+1.45	130.33
				5.08 (18)	17.37 (=17)	26.92 (=18)	36.83 (21)	-	<b>57.03</b> (21)	+0.97	130.18
16	9	GER	LOCHNER Johannes	5.05 (=16)	17.27 (14)	26.70 (9)	36.42 (8)	45.67 (7)	<b>56.01</b> (4)	+0.34	132.10
				5.10 (=19)	17.34 (=15)	26.75 (9)	36.46 (=3)	45.70 (=2)	<b>56.12</b> (2)	+0.06	131.79
17	10	GER	FRIEDRICH Francesco	4.99 (6)	17.16 (5)	26.55 (=1)	36.21 (1)	45.39 (1)	<b>55.67</b> (1)	0.00	132.18
				5.04 (=12)	17.28 (=11)	26.74 (8)	36.50 (5)	45.77 (5)	<b>56.21</b> (5)	+0.15	131.91
18	11	GER	AMMOUR Adam	4.95 (=1)	17.13 (=2)	26.55 (=1)	36.27 (2)	45.51 (=2)	<b>55.85</b> (3)	+0.18	132.05
				5.07 (17)	17.37 (=17)	26.88 (17)	36.69 (16)	46.01 (12)	<b>56.49</b> (11)	+0.43	131.95
19	7	AUT	TREICHL Markus	5.04 (=14)	17.23 (=9)	26.67 (8)	36.43 (9)	45.79 (9)	<b>56.33</b> (=12)	+0.66	128.89
				5.03 (11)	17.27 (10)	26.79 (13)	36.64 (14)	46.02 (=13)	<b>56.60</b> (12)	+0.54	128.76
20	8	AUT	MANDLBAUER Jakob	5.01 (=9)	17.23 (=9)	26.73 (10)	36.53 (=10)	45.87 (13)	<b>56.46</b> (14)	+0.79	131.64
				4.99 (=2)	17.20 (2)	26.70 (3)	36.63 (13)	46.11 (19)	<b>56.89</b> (20)	+0.83	129.44
21	6	JAM	PITTER Shane	5.00 (=7)	17.28 (=15)	27.01 (=22)	37.13 (25)	46.66 (25)	<b>57.46</b> (25)	+1.79	127.10
				5.10 (=19)	17.55 (=23)	27.28 (24)	37.30 (24)	46.82 (=22)	<b>57.62</b> (23)	+1.56	127.31
22	5	ITA	BAUMGARTNER Patrick	5.07 (=18)	17.31 (19)	26.92 (20)	36.85 (21)	46.29 (21)	<b>56.92</b> (20)	+1.25	130.25
				5.10 (=19)	17.40 (19)	26.93 (20)	36.72 (=17)	46.08 (=15)	<b>56.69</b> (15)	+0.63	131.30
23	3	CAN	AUSTIN Taylor	5.13 (23)	17.46 (23)	26.97 (21)	36.77 (20)	46.13 (19)	<b>56.74</b> (19)	+1.07	131.19
				5.12 (=22)	17.44 (=21)	26.96 (21)	36.78 (20)	46.15 (20)	<b>56.81</b> (19)	+0.75	130.80
24	4	CAN	DEARBORN Jay	5.05 (=16)	17.26 (13)	26.84 (=17)	36.73 (19)	46.22 (20)	<b>57.05</b> (22)	+1.38	129.40
				5.01 (=6)	17.44 (=21)	27.56 (25)	37.77 (25)	47.43 (24)	<b>58.43</b> (25)	+2.37	127.46



**Results**  
Risultati / Résultats

Start Order	Start No.	NOC Code	Pilot Name	Start Time	Int. 1	Int. 2	Int. 3	Int. 4	Finish Time	Time Behind	Top Speed (km/h)
25	2	FRA	HEINRICH Romain	5.02 (12)	17.28 (=15)	26.84 (=17)	36.69 (18)	46.04 (18)	<b>56.55</b> (16)	+0.88	131.65
				5.01 (=6)	17.28 (=11)	26.85 (16)	36.72 (=17)	46.09 (=17)	<b>56.66</b> (13)	+0.60	131.13
26	1	ISR	EDELMAN Adam	5.31 (26)	17.77 (26)	27.49 (26)	37.52 (26)	47.07 (26)	<b>58.07</b> (26)	+2.40	128.54
				5.43 (26)	17.98 (26)	27.79 (26)	37.92 (26)	47.53 (25)	<b>58.57</b> (26)	+2.51	125.65

**Note:**  
Top speed is measured by sensors at any point along the track.

**Legend:**  
= Equal sign indicates that two or more sleds share the same rank      **Int.** Intermediate time      **No.** Number



## Performance Analysis

Analisi delle prestazioni / Analyse des performances

Start Order	Start No.	NOC Code	Pilot Name	Start Time	S-1	1-2	2-3	3-4	4-F	Finish Time	Time Behind	Top Speed (km/h)
1	26	ROU	TENEA Mihai Cristian	5.03	(13) 12.17	(=3) 9.41	(2) 9.68	(2) 9.22	(2) 10.33	(2) 55.84	(2) +0.17	133.60
				5.04	(=12) 12.22	(=5) 9.50	(=9) 9.80	(=9) 9.31	(=5) 10.46	(4) 56.33	(7) +0.27	132.36
2	24	KOR	KIM Jinsu	4.95	(=1) 12.14	(1) 9.48	(=10) 9.75	(8) 9.32	(=10) 10.47	(=9) 56.11	(6) +0.44	132.13
				4.96	(1) 12.17	(1) 9.42	(2) 9.72	(2) 9.30	(4) 10.49	(=6) 56.06	(1) 0.00	132.00
3	25	KOR	SUK Youngjin	5.10	(22) 12.26	(=18) 9.44	(=6) 9.74	(=6) 9.37	(=18) 10.56	(=13) 56.47	(15) +0.80	128.35
				5.12	(=22) 12.30	(=18) 9.50	(=9) 9.80	(=9) 9.37	(=12) 10.69	(=17) 56.78	(18) +0.72	127.55
4	23	LAT	KALENDA Jekabs	4.98	(=4) 12.17	(=3) 9.44	(=6) 9.74	(=6) 9.27	(=5) 10.46	(8) 56.06	(5) +0.39	130.90
				5.02	(=8) 12.23	(9) 9.48	(=5) 9.83	(=14) 9.37	(=12) 10.55	(11) 56.48	(10) +0.42	129.43
5	22	GBR	HALL Brad	4.98	(=4) 12.25	(=16) 9.51	(=16) 9.79	(13) 9.29	(=7) 10.39	(5) 56.21	(8) +0.54	133.26
				4.99	(=2) 12.22	(=5) 9.43	(3) 9.74	(3) 9.32	(=7) 10.50	(=8) 56.20	(=3) +0.14	133.19
6	20	CHN	SUN Kaizhi	5.07	(=18) 12.27	(20) 9.50	(=13) 9.80	(=14) 9.36	(=15) 10.64	(20) 56.64	(18) +0.97	131.37
				5.04	(=12) 12.29	(=16) 9.50	(=9) 9.84	(16) 9.41	(=19) 10.65	(15) 56.73	(17) +0.67	130.12
7	21	CHN	LI Chunjian	5.01	(=9) 12.23	(14) 9.50	(=13) 9.82	(17) 9.39	(20) 10.65	(21) 56.60	(17) +0.93	129.86
				5.00	(5) 12.22	(=5) 9.50	(=9) 9.83	(=14) 9.41	(=19) 10.71	(=19) 56.67	(14) +0.61	
8	19	NED	WESSELINK Dave	5.01	(=9) 12.16	(2) 9.43	(=4) 9.77	(12) 9.35	(=13) 10.56	(=13) 56.28	(=10) +0.61	129.83
				5.06	(=15) 12.20	(2) 9.51	(=15) 9.85	(=17) 9.40	(18) 10.69	(=17) 56.71	(16) +0.65	129.76
9	18	USA	del DUCA Frankie	4.95	(=1) 12.18	(=6) 9.45	(9) 9.73	(5) 9.29	(=7) 10.56	(=13) 56.16	(7) +0.49	131.48
				4.99	(=2) 12.22	(=5) 9.50	(=9) 9.75	(=4) 9.29	(3) 10.45	(3) 56.20	(=3) +0.14	130.91
10	15	SUI	VOGT Michael	5.00	(=7) 12.19	(=8) 9.55	(18) 9.83	(18) 9.32	(=10) 10.44	(=6) 56.33	(=12) +0.66	132.23
				5.02	(=8) 12.26	(13) 9.49	(=7) 9.79	(=7) 9.31	(=5) 10.50	(=8) 56.37	(8) +0.31	132.16
11	16	SUI	FOLLADOR Cedric	5.04	(=14) 12.25	(=16) 9.48	(=10) 9.76	(=9) 9.27	(=5) 10.47	(=9) 56.27	(9) +0.60	132.93
				5.02	(=8) 12.21	(=3) 9.48	(=5) 9.80	(=9) 9.32	(=7) 10.49	(=6) 56.32	(6) +0.26	132.09
12	17	SUI	ROHNER Timo	5.07	(=18) 12.22	(=11) 9.49	(12) 9.76	(=9) 9.30	(9) 10.44	(=6) 56.28	(=10) +0.61	130.69
				5.06	(=15) 12.28	(15) 9.49	(=7) 9.75	(=4) 9.32	(=7) 10.51	(10) 56.41	(9) +0.35	130.63
13	14	TTO	BROWN Axel	5.14	(24) 12.33	(=23) 9.60	(21) 9.92	(22) 9.51	(24) 10.88	(25) 57.38	(24) +1.71	129.63
				5.16	(24) 12.39	(22) 9.68	(23) 10.01	(23) 9.58	(23) 10.95	(23) 57.77	(24) +1.71	129.08
14	13	LIE	KRANZ Martin	5.19	(25) 12.38	(25) 9.62	(23) 9.89	(=20) 9.37	(=18) 10.58	(16) 57.03	(21) +1.36	131.70
				5.22	(25) 12.45	(=24) 9.58	(22) 9.87	(=19) 9.39	(17) 10.71	(=19) 57.22	(22) +1.16	131.42
15	12	BRA	BINDILATTI Edson Luque	5.09	(21) 12.28	(=21) 9.64	(24) 9.98	(24) 9.45	(22) 10.68	(22) 57.12	(23) +1.45	130.33
				5.08	(18) 12.29	(=16) 9.55	(20) 9.91	(21) -	-	57.03	(21) +0.97	130.18
16	9	GER	LOCHNER Johannes	5.05	(=16) 12.22	(=11) 9.43	(=4) 9.72	(=3) 9.25	(4) 10.34	(=3) 56.01	(4) +0.34	132.10
				5.10	(=19) 12.24	(=10) 9.41	(1) 9.71	(1) 9.24	(1) 10.42	(1) 56.12	(2) +0.06	131.79
17	10	GER	FRIEDRICH Francesco	4.99	(6) 12.17	(=3) 9.39	(1) 9.66	(1) 9.18	(1) 10.28	(1) 55.67	(1) 0.00	132.18
				5.04	(=12) 12.24	(=10) 9.46	(4) 9.76	(6) 9.27	(2) 10.44	(2) 56.21	(5) +0.15	131.91
18	11	GER	AMMOUR Adam	4.95	(=1) 12.18	(=6) 9.42	(3) 9.72	(=3) 9.24	(3) 10.34	(=3) 55.85	(3) +0.18	132.05
				5.07	(17) 12.30	(=18) 9.51	(=15) 9.81	(12) 9.32	(=7) 10.48	(5) 56.49	(11) +0.43	131.95
19	7	AUT	TREICHL Markus	5.04	(=14) 12.19	(=8) 9.44	(=6) 9.76	(=9) 9.36	(=15) 10.54	(12) 56.33	(=12) +0.66	128.89
				5.03	(11) 12.24	(=10) 9.52	(=17) 9.85	(=17) 9.38	(16) 10.58	(13) 56.60	(12) +0.54	128.76
20	8	AUT	MANDLBAUER Jakob	5.01	(=9) 12.22	(=11) 9.50	(=13) 9.80	(=14) 9.34	(12) 10.59	(17) 56.46	(14) +0.79	131.64
				4.99	(=2) 12.21	(=3) 9.50	(=9) 9.93	(22) 9.48	(21) 10.78	(21) 56.89	(20) +0.83	129.44
21	6	JAM	PITTER Shane	5.00	(=7) 12.28	(=21) 9.73	(26) 10.12	(26) 9.53	(25) 10.80	(23) 57.46	(25) +1.79	127.10
				5.10	(=19) 12.45	(=24) 9.73	(24) 10.02	(24) 9.52	(22) 10.80	(22) 57.62	(23) +1.56	127.31
22	5	ITA	BAUMGARTNER Patrick	5.07	(=18) 12.24	(15) 9.61	(22) 9.93	(23) 9.44	(21) 10.63	(19) 56.92	(20) +1.25	130.25
				5.10	(=19) 12.30	(=18) 9.53	(19) 9.79	(=7) 9.36	(11) 10.61	(14) 56.69	(15) +0.63	131.30
23	3	CAN	AUSTIN Taylor	5.13	(23) 12.33	(=23) 9.51	(=16) 9.80	(=14) 9.36	(=15) 10.61	(18) 56.74	(19) +1.07	131.19
				5.12	(=22) 12.32	(21) 9.52	(=17) 9.82	(13) 9.37	(=12) 10.66	(16) 56.81	(19) +0.75	130.80
24	4	CAN	DEARBORN Jay	5.05	(=16) 12.21	(10) 9.58	(20) 9.89	(=20) 9.49	(23) 10.83	(24) 57.05	(22) +1.38	129.40
				5.01	(=6) 12.43	(23) 10.12	(26) 10.21	(26) 9.66	(25) 11.00	(24) 58.43	(25) +2.37	127.46



## Performance Analysis

Analisi delle prestazioni / Analyse des performances

Start Order	Start No.	NOC Code	Pilot Name	Start Time	S-1	1-2	2-3	3-4	4-F	Finish Time	Time Behind	Top Speed (km/h)
25	2	FRA	HEINRICH Romain	5.02	(12) 12.26 (=18)	9.56 (19)	9.85 (19)	9.35 (=13)	10.51 (11)	<b>56.55</b>	(16) +0.88	131.65
				5.01	(=6) 12.27 (14)	9.57 (21)	9.87 (=19)	9.37 (=12)	10.57 (12)	<b>56.66</b>	(13) +0.60	131.13
26	1	ISR	EDELMAN Adam	5.31	(26) 12.46 (26)	9.72 (25)	10.03 (25)	9.55 (26)	11.00 (26)	<b>58.07</b>	(26) +2.40	128.54
				5.43	(26) 12.55 (26)	9.81 (25)	10.13 (25)	9.61 (24)	11.04 (25)	<b>58.57</b>	(26) +2.51	125.65

**Note:**

Top speed is measured by sensors along the track.

**Legend:**

= Equal sign indicates that two or more sleds share the same rank  
**1-2** 1st to 2nd intermediate point  
**2-3** 2nd to 3rd intermediate point  
**3-4** 3rd to 4th intermediate point  
**4-F** 4th intermediate point to finish  
**No.** Number  
**S-1** Start to 1st intermediate point

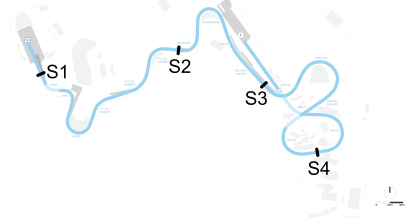


## Speeds

Velocità / Vitesses

### Measurement Points:

50m (S1)
After curve 6 (S2)
Before curve 10 (S3)
Between curve 14 & 15 (S4)



Start Order	NOC Code	Pilot Name	Start Time	Speeds (km/h)				Finish Time
				S1	S2	S3	S4	
1	ROU	TENEA Mihai Cristian	5.03 (13)	45.15 (=11)	96.93 (2)	118.81 (=3)	129.12 (=3)	55.84 (2)
			5.04 (=12)	45.23 (=7)	95.89 (12)	117.87 (=10)	127.75 (=5)	56.33 (7)
2	KOR	KIM Jinsu	4.95 (=1)	45.37 (5)	96.15 (12)	118.03 (=10)	127.65 (8)	56.11 (6)
			4.96 (1)	<b>45.42</b> (1)	96.77 (2)	118.42 (4)	127.56 (=8)	56.06 (1)
3	KOR	SUK Youngjin	5.10 (22)	44.67 (21)	96.41 (=7)	118.03 (=10)	126.31 (17)	56.47 (15)
			5.12 (=22)	44.69 (20)	95.74 (15)	117.87 (=10)	125.08 (20)	56.78 (18)
4	LAT	KALENDA Jekabs	4.98 (=4)	45.44 (4)	96.41 (=7)	118.42 (6)	127.56 (9)	56.06 (5)
			5.02 (=8)	45.24 (6)	96.00 (=9)	117.34 (14)	126.76 (11)	56.48 (10)
5	GBR	HALL Brad	4.98 (=4)	44.93 (=17)	96.05 (13)	118.11 (9)	128.38 (=5)	56.21 (8)
			4.99 (=2)	45.12 (13)	96.51 (3)	118.26 (=5)	127.38 (10)	56.20 (=3)
6	CHN	SUN Kaizhi	5.07 (=18)	44.91 (19)	95.89 (=14)	117.49 (15)	125.69 (20)	56.64 (18)
			5.04 (=12)	44.98 (15)	95.79 (=13)	117.18 (=15)	125.78 (=15)	56.73 (17)
7	CHN	LI Chunjian	5.01 (=9)	45.04 (14)	95.54 (17)	116.95 (20)	125.52 (22)	56.60 (17)
			5.00 (5)	45.21 (10)	95.79 (=13)	117.03 (19)	125.34 (19)	56.67 (14)
8	NED	WESSELINK Dave	5.01 (=9)	45.32 (7)	96.61 (=4)	117.41 (16)	127.11 (12)	56.28 (=10)
			5.06 (=15)	45.15 (12)	95.49 (=17)	116.88 (20)	125.78 (=15)	56.71 (16)
9	USA	del DUCA Frankie	4.95 (=1)	<b>45.68</b> (1)	96.51 (6)	118.34 (7)	126.58 (16)	56.16 (7)
			4.99 (=2)	45.34 (2)	96.25 (6)	118.26 (=5)	127.84 (4)	56.20 (=3)
10	SUI	VOGT Michael	5.00 (=7)	45.34 (6)	95.44 (19)	117.64 (14)	127.84 (7)	56.33 (=12)
			5.02 (=8)	45.23 (=7)	96.15 (=7)	118.03 (8)	127.56 (=8)	56.37 (8)
11	SUI	FOLLADOR Cedric	5.04 (=14)	45.05 (13)	96.41 (=7)	118.26 (8)	127.47 (10)	56.27 (9)
			5.02 (=8)	45.26 (=4)	96.15 (=7)	117.95 (9)	127.75 (=5)	56.32 (6)
12	SUI	ROHNER Timo	5.07 (=18)	44.98 (15)	96.35 (11)	118.81 (=3)	128.38 (=5)	56.28 (=10)
			5.06 (=15)	45.05 (14)	96.41 (=4)	<b>118.96</b> (1)	128.11 (3)	56.41 (9)
13	TTO	BROWN Axel	5.14 (24)	44.44 (23)	94.83 (20)	116.27 (22)	123.45 (24)	57.38 (24)
			5.16 (24)	44.25 (24)	93.84 (23)	115.31 (24)	123.28 (24)	57.77 (24)
14	LIE	KRANZ Martin	5.19 (25)	44.19 (25)	94.58 (23)	117.03 (19)	126.93 (14)	57.03 (21)
			5.22 (25)	43.95 (25)	95.03 (22)	117.18 (=15)	125.43 (=17)	57.22 (22)
15	BRA	BINDILATTI Edson Luques	5.09 (21)	44.41 (24)	94.14 (24)	115.83 (24)	125.61 (21)	57.12 (23)
			5.08 (18)	44.64 (21)	95.28 (20)	116.12 (21)	125.00 (21)	57.03 (21)
16	GER	LOCHNER Johannes	5.05 (=16)	44.88 (20)	96.61 (=4)	118.57 (5)	129.21 (2)	56.01 (4)
			5.10 (=19)	44.88 (16)	<b>96.93</b> (1)	118.89 (2)	<b>128.57</b> (1)	56.12 (2)
17	GER	FRIEDRICH Francesco	4.99 (6)	45.46 (3)	<b>97.29</b> (1)	<b>119.52</b> (1)	<b>129.68</b> (1)	55.67 (1)
			5.04 (=12)	45.18 (11)	96.41 (=4)	118.65 (3)	128.20 (2)	56.21 (5)
18	GER	AMMOUR Adam	4.95 (=1)	45.53 (2)	96.87 (3)	118.96 (2)	129.12 (=3)	55.85 (3)
			5.07 (17)	44.84 (17)	96.00 (=9)	118.11 (7)	127.65 (7)	56.49 (11)
19	AUT	TREICHL Markus	5.04 (=14)	45.19 (10)	96.41 (=7)	117.95 (12)	127.20 (11)	56.33 (=12)
			5.03 (11)	45.26 (=4)	95.38 (19)	117.41 (13)	126.67 (12)	56.60 (12)
20	AUT	MANDLBAUER Jakob	5.01 (=9)	45.23 (=8)	95.89 (=14)	117.72 (13)	126.67 (15)	56.46 (14)
			4.99 (=2)	45.32 (3)	95.69 (16)	116.05 (22)	124.65 (22)	56.89 (20)
21	JAM	PITTER Shane	5.00 (=7)	45.23 (=8)	92.68 (26)	114.64 (26)	124.22 (23)	57.46 (25)
			5.10 (=19)	44.62 (22)	93.60 (24)	115.38 (23)	124.39 (23)	57.62 (23)



**Speeds**  
Velocità / Vitesses

Start Order	NOC Code	Pilot Name	Start Time	Speeds (km/h)				Finish Time
				S1	S2	S3	S4	
22	ITA	BAUMGARTNER Patrick	5.07 (=18)	44.97 (16)	94.63 (22)	116.65(21)	125.78 (19)	<b>56.92</b> (20)
			5.10 (=19)	44.78 (18)	96.00 (=9)	117.87(=10)	126.22 (14)	<b>56.69</b> (15)
23	CAN	AUSTIN Taylor	5.13 (23)	44.58 (22)	95.79 (16)	117.11(=17)	125.96 (18)	<b>56.74</b> (19)
			5.12 (=22)	44.42 (23)	95.49 (=17)	117.11(18)	125.43 (=17)	<b>56.81</b> (19)
24	CAN	DEARBORN Jay	5.05 (=16)	45.15 (=11)	94.68 (21)	116.12(23)	123.37 (25)	<b>57.05</b> (22)
			5.01 (=6)	45.23 (=7)	91.04 (26)	113.42(26)	122.03 (26)	<b>58.43</b> (25)
25	FRA	HEINRICH Romain	5.02 (12)	44.93 (=17)	95.49 (18)	117.11(=17)	127.02 (13)	<b>56.55</b> (16)
			5.01 (=6)	44.77 (19)	95.18 (21)	117.18(=15)	126.58 (13)	<b>56.66</b> (13)
26	ISR	EDELMAN Adam	5.31 (26)	43.49 (26)	93.50 (25)	115.23(25)	122.86 (26)	<b>58.07</b> (26)
			5.43 (26)	43.04 (26)	92.44 (25)	114.72(25)	122.44 (25)	<b>58.57</b> (26)

**Legend:**

= Equal sign indicates that two or more sleds share the same rank



Results  
Risultati / Résultats

Start Order	Start No.	NOC Code	Pilot Name	Start Time		Int. 1		Int. 2		Int. 3		Int. 4		Finish Time	Time Behind	Top Speed (km/h)	
1	9	GER	LOCHNER Johannes	5.00	(=5)	17.16	(5)	26.55	(3)	36.25	(1)	45.50	(1)	<b>55.86</b>	(1)	0.00	132.71
														<b>DNS</b>			
2	10	GER	FRIEDRICH Francesco	5.01	(7)	17.20	(7)	26.60	(5)	36.29	(4)	45.54	(2)	<b>55.91</b>	(2)	+0.05	131.47
				4.97	(=1)	17.21	(4)	26.65	(2)	36.39	(2)	45.70	(1)	<b>56.19</b>	(1)	0.00	130.56
3	11	GER	AMMOUR Adam	5.11	(23)	17.36	(19)	26.80	(=12)	36.61	(13)	45.90	(13)	<b>56.33</b>	(11)	+0.47	132.19
				5.02	(=10)	17.26	(=9)	26.71	(=7)	36.48	(5)	45.76	(4)	<b>56.21</b>	(2)	+0.02	131.00
4	18	USA	del DUCA Frankie	5.02	(=8)	17.25	(9)	26.70	(9)	36.40	(7)	45.63	(6)	<b>55.98</b>	(3)	+0.12	131.55
				5.05	(=15)	17.30	(14)	26.79	(=11)	36.55	(=10)	45.83	(5)	<b>56.27</b>	(5)	+0.08	130.80
5	24	KOR	KIM Jinsu	4.97	(4)	17.12	(3)	26.56	(4)	36.27	(3)	45.64	(7)	<b>56.19</b>	(8)	+0.33	131.25
				4.99	(=4)	17.17	(2)	26.68	(3)	36.50	(7)	45.91	(=10)	<b>56.51</b>	(11)	+0.32	130.82
6	15	SUI	VOGT Michael	5.00	(=5)	17.18	(6)	26.61	(6)	36.32	(6)	45.59	(3)	<b>56.00</b>	(4)	+0.14	132.64
				5.04	(=12)	17.29	(=12)	26.77	(10)	36.54	(9)	45.89	(9)	<b>56.45</b>	(8)	+0.26	131.36
7	22	GBR	HALL Brad	4.93	(1)	17.05	(1)	26.53	(2)	36.30	(5)	45.61	(4)	<b>56.10</b>	(5)	+0.24	132.93
				4.97	(=1)	17.16	(1)	26.62	(1)	36.38	(1)	45.71	(2)	<b>56.26</b>	(4)	+0.07	132.48
8	7	AUT	TREICHL Markus	5.05	(=13)	17.34	(17)	26.83	(15)	36.62	(=14)	45.91	(14)	<b>56.38</b>	(14)	+0.52	130.53
				5.04	(=12)	17.33	(16)	26.87	(18)	36.70	(=16)	46.06	(=15)	<b>56.64</b>	(=14)	+0.45	130.06
9	5	ITA	BAUMGARTNER Patrick	5.05	(=13)	17.24	(8)	26.69	(8)	36.42	(8)	45.73	(9)	<b>56.22</b>	(9)	+0.36	131.87
				5.04	(=12)	17.23	(6)	26.69	(=4)	36.45	(3)	45.75	(3)	<b>56.25</b>	(3)	+0.06	131.55
10	23	LAT	KALENDA Jekabs	5.07	(=17)	17.33	(=15)	26.80	(=12)	36.55	(12)	45.86	(12)	<b>56.35</b>	(12)	+0.49	130.11
				5.05	(=15)	17.36	(=18)	26.88	(19)	36.70	(=16)	46.06	(=15)	<b>56.64</b>	(=14)	+0.45	130.49
11	26	ROU	TENEA Mihai Cristian	5.08	(20)	17.32	(14)	26.77	(11)	36.47	(11)	45.71	(8)	<b>56.11</b>	(6)	+0.25	133.22
				5.08	(20)	17.36	(=18)	26.82	(13)	36.55	(=10)	45.86	(8)	<b>56.34</b>	(6)	+0.15	131.99
12	16	SUI	FOLLADOR Cedric	5.04	(12)	17.29	(12)	26.91	(=19)	36.78	(20)	46.17	(21)	<b>56.71</b>	(=18)	+0.85	131.12
				5.05	(=15)	17.34	(17)	26.86	(17)	36.65	(14)	45.96	(13)	<b>56.49</b>	(10)	+0.30	132.00
13	2	FRA	HEINRICH Romain	5.02	(=8)	17.26	(=10)	26.73	(10)	36.46	(10)	45.75	(10)	<b>56.17</b>	(7)	+0.31	132.25
				4.99	(=4)	17.24	(=7)	26.71	(=7)	36.49	(6)	45.84	(=6)	<b>56.35</b>	(7)	+0.16	131.22
14	4	CAN	DEARBORN Jay	5.07	(=17)	17.33	(=15)	26.84	(16)	36.66	(16)	46.10	(19)	<b>56.84</b>	(21)	+0.98	129.98
				5.01	(=7)	17.24	(=7)	26.85	(=15)	36.75	(=18)	46.19	(=19)	<b>56.96</b>	(22)	+0.77	129.57
15	17	SUI	ROHNER Timo	5.12	(24)	17.42	(23)	26.93	(21)	36.69	(19)	45.98	(15)	<b>56.47</b>	(15)	+0.61	130.59
				5.14	(24)	17.49	(24)	27.02	(23)	36.79	(20)	46.12	(18)	<b>56.64</b>	(=14)	+0.45	129.95
16	20	CHN	SUN Kaizhi	4.95	(2)	17.15	(4)	26.65	(7)	36.43	(9)	45.77	(11)	<b>56.36</b>	(13)	+0.50	131.50
				4.98	(3)	17.19	(3)	26.70	(6)	36.52	(8)	45.91	(=10)	<b>56.58</b>	(=12)	+0.39	130.79
17	12	BRA	BINDILATTI Edson Luque	5.06	(=15)	17.35	(18)	26.99	(23)	36.91	(23)	46.34	(23)	<b>57.00</b>	(23)	+1.14	130.31
				5.10	(21)	17.41	(21)	27.00	(21)	36.90	(23)	46.33	(23)	<b>57.04</b>	(23)	+0.85	130.45
18	19	NED	WESSELINK Dave	4.96	(3)	17.08	(2)	26.51	(1)	36.26	(2)	45.62	(5)	<b>56.23</b>	(10)	+0.37	129.13
				5.00	(6)	17.22	(5)	26.69	(=4)	36.47	(4)	45.84	(=6)	<b>56.46</b>	(9)	+0.27	129.11
19	25	KOR	SUK Youngjin	5.10	(=21)	17.37	(20)	26.87	(17)	36.67	(=17)	46.03	(17)	<b>56.63</b>	(17)	+0.77	127.96
				5.12	(22)	17.43	(22)	26.97	(20)	36.81	(21)	46.21	(21)	<b>56.93</b>	(21)	+0.74	127.57
20	6	JAM	PITTER Shane	5.02	(=8)	17.26	(=10)	26.91	(=19)	36.86	(22)	46.30	(22)	<b>56.97</b>	(22)	+1.11	128.21
				5.01	(=7)	17.26	(=9)	26.83	(14)	36.66	(15)	46.08	(17)	<b>56.79</b>	(18)	+0.60	128.24
21	21	CHN	LI Chunjian	5.02	(=8)	17.30	(13)	26.82	(14)	36.62	(=14)	46.05	(18)	<b>56.73</b>	(20)	+0.87	129.72
				5.02	(=10)	17.26	(=9)	26.75	(9)	36.56	(=12)	45.98	(14)	<b>56.75</b>	(17)	+0.56	129.13
22	13	LIE	KRANZ Martin	5.06	(=15)	17.41	(22)	26.98	(22)	36.82	(21)	46.16	(20)	<b>56.71</b>	(=18)	+0.85	132.00
				5.07	(=18)	17.40	(20)	27.01	(22)	36.89	(22)	46.27	(22)	<b>56.88</b>	(19)	+0.69	131.61
23	8	AUT	MANDLBAUER Jakob	5.07	(=17)	17.44	(24)	27.09	(25)	37.06	(25)	46.53	(25)	<b>57.26</b>	(24)	+1.40	126.85
				5.01	(=7)	17.29	(=12)	26.85	(=15)	36.75	(=18)	46.19	(=19)	<b>56.92</b>	(20)	+0.73	128.71
24	14	TTO	BROWN Axel	5.13	(25)	17.46	(25)	27.06	(24)	36.98	(24)	46.49	(24)	<b>57.36</b>	(25)	+1.50	129.54
				5.13	(23)	17.47	(23)	27.08	(24)	36.98	(24)	46.52	(24)	<b>57.39</b>	(24)	+1.20	129.19



**Results**  
Risultati / Résultats

Start Order	Start No.	NOC Code	Pilot Name	Start Time	Int. 1	Int. 2	Int. 3	Int. 4	Finish Time	Time Behind	Top Speed (km/h)
25	1	ISR	EDELMAN Adam	5.25 (26)	17.67 (26)	27.37 (26)	37.36 (26)	46.88 (26)	<b>57.72</b> (26)	+1.86	128.43
				5.26 (25)	17.72 (25)	27.49 (25)	37.56 (25)	47.15 (25)	<b>58.10</b> (25)	+1.91	128.11
26	3	CAN	AUSTIN Taylor	5.10 (=21)	17.40 (21)	26.89 (18)	36.67 (=17)	46.02 (16)	<b>56.57</b> (16)	+0.71	130.64
				5.07 (=18)	17.32 (15)	26.79 (=11)	36.56 (=12)	45.93 (12)	<b>56.58</b> (=12)	+0.39	130.74

**Note:**  
Top speed is measured by sensors at any point along the track.

**Legend:**  
= Equal sign indicates that two or more sleds share the same rank      **DNS** Did Not Start      **Int.** Intermediate time  
**No.** Number



## Performance Analysis

Analisi delle prestazioni / Analyse des performances

Start Order	Start No.	NOC Code	Pilot Name	Start Time	S-1	1-2	2-3	3-4	4-F	Finish Time	Time Behind	Top Speed (km/h)
1	9	GER	LOCHNER Johannes	5.00	(=5) 12.16	(4) 9.39	(1) 9.70	(=2) 9.25	(=3) 10.36	(2) 55.86	(1) 0.00	132.71
<b>DNS</b>												
2	10	GER	FRIEDRICH Francesco	5.01	(7) 12.19	(=6) 9.40	(2) 9.69	(1) 9.25	(=3) 10.37	(3) 55.91	(2) +0.05	131.47
				4.97	(=1) 12.24	(=7) 9.44	(1) 9.74	(2) 9.31	(=4) 10.49	(4) 56.19	(1) 0.00	130.56
3	11	GER	AMMOUR Adam	5.11	(23) 12.25	(=13) 9.44	(=5) 9.81	(18) 9.29	(=6) 10.43	(7) 56.33	(11) +0.47	132.19
				5.02	(=10) 12.24	(=7) 9.45	(2) 9.77	(=6) 9.28	(=1) 10.45	(2) 56.21	(2) +0.02	131.00
4	18	USA	del DUCA Frankie	5.02	(=8) 12.23	(9) 9.45	(=7) 9.70	(=2) 9.23	(1) 10.35	(1) 55.98	(3) +0.12	131.55
				5.05	(=15) 12.25	(=10) 9.49	(=10) 9.76	(=3) 9.28	(=1) 10.44	(1) 56.27	(5) +0.08	130.80
5	24	KOR	KIM Jinsu	4.97	(4) 12.15	(3) 9.44	(=5) 9.71	(=5) 9.37	(18) 10.55	(=14) 56.19	(8) +0.33	131.25
				4.99	(=4) 12.18	(1) 9.51	(=12) 9.82	(=14) 9.41	(18) 10.60	(13) 56.51	(11) +0.32	130.82
6	15	SUI	VOGT Michael	5.00	(=5) 12.18	(5) 9.43	(=3) 9.71	(=5) 9.27	(5) 10.41	(5) 56.00	(4) +0.14	132.64
				5.04	(=12) 12.25	(=10) 9.48	(9) 9.77	(=6) 9.35	(=9) 10.56	(10) 56.45	(8) +0.26	131.36
7	22	GBR	HALL Brad	4.93	(1) 12.12	(=1) 9.48	(12) 9.77	(12) 9.31	(=10) 10.49	(=9) 56.10	(5) +0.24	132.93
				4.97	(=1) 12.19	(=2) 9.46	(=3) 9.76	(=3) 9.33	(=7) 10.55	(9) 56.26	(4) +0.07	132.48
8	7	AUT	TREICHL Markus	5.05	(=13) 12.29	(=19) 9.49	(=13) 9.79	(15) 9.29	(=6) 10.47	(8) 56.38	(14) +0.52	130.53
				5.04	(=12) 12.29	(=17) 9.54	(=17) 9.83	(=17) 9.36	(=11) 10.58	(=11) 56.64	(=14) +0.45	130.06
9	5	ITA	BAUMGARTNER Patrick	5.05	(=13) 12.19	(=6) 9.45	(=7) 9.73	(=7) 9.31	(=10) 10.49	(=9) 56.22	(9) +0.36	131.87
				5.04	(=12) 12.19	(=2) 9.46	(=3) 9.76	(=3) 9.30	(3) 10.50	(5) 56.25	(3) +0.06	131.55
10	23	LAT	KALENDA Jekabs	5.07	(=17) 12.26	(=15) 9.47	(=10) 9.75	(=9) 9.31	(=10) 10.49	(=9) 56.35	(12) +0.49	130.11
				5.05	(=15) 12.31	(=19) 9.52	(=14) 9.82	(=14) 9.36	(=11) 10.58	(=11) 56.64	(=14) +0.45	130.49
11	26	ROU	TENTEA Mihai Cristian	5.08	(20) 12.24	(=10) 9.45	(=7) 9.70	(=2) 9.24	(2) 10.40	(4) 56.11	(6) +0.25	133.22
				5.08	(20) 12.28	(=15) 9.46	(=3) 9.73	(1) 9.31	(=4) 10.48	(3) 56.34	(6) +0.15	131.99
12	16	SUI	FOLLADOR Cedric	5.04	(12) 12.25	(=13) 9.62	(22) 9.87	(21) 9.39	(19) 10.54	(13) 56.71	(=18) +0.85	131.12
				5.05	(=15) 12.29	(=17) 9.52	(=14) 9.79	(12) 9.31	(=4) 10.53	(8) 56.49	(10) +0.30	132.00
13	2	FRA	HEINRICH Romain	5.02	(=8) 12.24	(=10) 9.47	(=10) 9.73	(=7) 9.29	(=6) 10.42	(6) 56.17	(7) +0.31	132.25
				4.99	(=4) 12.25	(=10) 9.47	(=6) 9.78	(=10) 9.35	(=9) 10.51	(6) 56.35	(7) +0.16	131.22
14	4	CAN	DEARBORN Jay	5.07	(=17) 12.26	(=15) 9.51	(=17) 9.82	(19) 9.44	(=22) 10.74	(24) 56.84	(21) +0.98	129.98
				5.01	(=7) 12.23	(6) 9.61	(=22) 9.90	(=21) 9.44	(=22) 10.77	(=22) 56.96	(22) +0.77	129.57
15	17	SUI	ROHNER Timo	5.12	(24) 12.30	(=21) 9.51	(=17) 9.76	(11) 9.29	(=6) 10.49	(=9) 56.47	(15) +0.61	130.59
				5.14	(24) 12.35	(24) 9.53	(16) 9.77	(=6) 9.33	(=7) 10.52	(7) 56.64	(=14) +0.45	129.95
16	20	CHN	SUN Kaizhi	4.95	(2) 12.20	(8) 9.50	(=15) 9.78	(=13) 9.34	(=13) 10.59	(17) 56.36	(13) +0.50	131.50
				4.98	(3) 12.21	(4) 9.51	(=12) 9.82	(=14) 9.39	(16) 10.67	(17) 56.58	(=12) +0.39	130.79
17	12	BRA	BINDILATTI Edson Luque	5.06	(=15) 12.29	(=19) 9.64	(23) 9.92	(=22) 9.43	(=20) 10.66	(20) 57.00	(23) +1.14	130.31
				5.10	(21) 12.31	(=19) 9.59	(21) 9.90	(=21) 9.43	(21) 10.71	(=18) 57.04	(23) +0.85	130.45
18	19	NED	WESSELINK Dave	4.96	(3) 12.12	(=1) 9.43	(=3) 9.75	(=9) 9.36	(=16) 10.61	(19) 56.23	(10) +0.37	129.13
				5.00	(6) 12.22	(5) 9.47	(=6) 9.78	(=10) 9.37	(=13) 10.62	(15) 56.46	(9) +0.27	129.11
19	25	KOR	SUK Youngjin	5.10	(=21) 12.27	(17) 9.50	(=15) 9.80	(=16) 9.36	(=16) 10.60	(18) 56.63	(17) +0.77	127.96
				5.12	(22) 12.31	(=19) 9.54	(=17) 9.84	(19) 9.40	(17) 10.72	(20) 56.93	(21) +0.74	127.57
20	6	JAM	PITTER Shane	5.02	(=8) 12.24	(=10) 9.65	(=24) 9.95	(24) 9.44	(=22) 10.67	(21) 56.97	(22) +1.11	128.21
				5.01	(=7) 12.25	(=10) 9.57	(20) 9.83	(=17) 9.42	(=19) 10.71	(=18) 56.79	(18) +0.60	128.24
21	21	CHN	LI Chunjian	5.02	(=8) 12.28	(18) 9.52	(19) 9.80	(=16) 9.43	(=20) 10.68	(22) 56.73	(20) +0.87	129.72
				5.02	(=10) 12.24	(=7) 9.49	(=10) 9.81	(13) 9.42	(=19) 10.77	(=22) 56.75	(17) +0.56	129.13
22	13	LIE	KRANZ Martin	5.06	(=15) 12.35	(24) 9.57	(20) 9.84	(20) 9.34	(=13) 10.55	(=14) 56.71	(=18) +0.85	132.00
				5.07	(=18) 12.33	(22) 9.61	(=22) 9.88	(20) 9.38	(15) 10.61	(14) 56.88	(19) +0.69	131.61
23	8	AUT	MANDLBAUER Jakob	5.07	(=17) 12.37	(25) 9.65	(=24) 9.97	(25) 9.47	(24) 10.73	(23) 57.26	(24) +1.40	126.85
				5.01	(=7) 12.28	(=15) 9.56	(19) 9.90	(=21) 9.44	(=22) 10.73	(21) 56.92	(20) +0.73	128.71
24	14	TTO	BROWN Axel	5.13	(25) 12.33	(23) 9.60	(21) 9.92	(=22) 9.51	(25) 10.87	(26) 57.36	(25) +1.50	129.54
				5.13	(23) 12.34	(23) 9.61	(=22) 9.90	(=21) 9.54	(24) 10.87	(24) 57.39	(24) +1.20	129.19



## Performance Analysis

Analisi delle prestazioni / Analyse des performances

Start Order	Start No.	NOC Code	Pilot Name	Start Time	S-1	1-2	2-3	3-4	4-F	Finish Time	Time Behind	Top Speed (km/h)
25	1	ISR	EDELMAN Adam	5.25 (26)	12.42 (26)	9.70 (26)	9.99 (26)	9.52 (26)	10.84 (25)	<b>57.72</b> (26)	+1.86	128.43
				5.26 (25)	12.46 (25)	9.77 (25)	10.07 (25)	9.59 (25)	10.95 (25)	<b>58.10</b> (25)	+1.91	128.11
26	3	CAN	AUSTIN Taylor	5.10 (=21)	12.30 (=21)	9.49 (=13)	9.78 (=13)	9.35 (15)	10.55 (=14)	<b>56.57</b> (16)	+0.71	130.64
				5.07 (=18)	12.25 (=10)	9.47 (=6)	9.77 (=6)	9.37 (=13)	10.65 (16)	<b>56.58</b> (=12)	+0.39	130.74

**Note:**

Top speed is measured by sensors along the track.

**Legend:**

= Equal sign indicates that two or more sleds share the same rank      **1-2** 1st to 2nd intermediate point      **2-3** 2nd to 3rd intermediate point  
**3-4** 3rd to 4th intermediate point      **4-F** 4th intermediate point to finish      **DNS** Did Not Start      **No.** Number  
**S-1** Start to 1st intermediate point

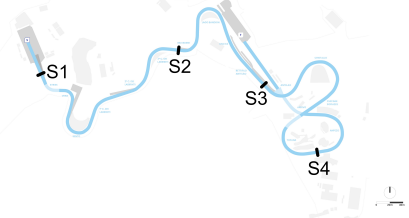


## Speeds

Velocità / Vitesses

### Measurement Points:

50m (S1)
After curve 6 (S2)
Before curve 10 (S3)
Between curve 14 & 15 (S4)



Start Order	NOC Code	Pilot Name	Start Time	Speeds (km/h)				Finish Time
				S1	S2	S3	S4	
1	GER	LOCHNER Johannes	5.00 (=5)	45.46 (4)	<b>97.13</b> (1)	118.57(=5)	<b>129.12</b> (1)	<b>55.86</b> (1)
<b>DNS</b>								
2	GER	FRIEDRICH Francesco	5.01 (7)	45.23 (7)	97.08 (2)	<b>119.12</b> (1)	128.84(=2)	<b>55.91</b> (2)
3	GER	AMMOUR Adam	4.97 (=1)	45.23 (8)	96.61 (=1)	118.57 (2)	127.47(=5)	<b>56.19</b> (1)
			5.11 (23)	44.75(=19)	96.51 (9)	118.11(=11)	128.20(=6)	<b>56.33</b> (11)
4	USA	del DUCA Frankie	5.02 (=10)	45.09 (12)	96.56 (3)	118.42 (3)	128.11(=1)	<b>56.21</b> (2)
			5.02 (=8)	45.21(=8)	96.56(=7)	118.73 (3)	128.84(=2)	<b>55.98</b> (3)
5	KOR	KIM Jinsu	5.05 (=15)	45.02 (14)	96.10 (11)	118.03 (7)	128.11(=1)	<b>56.27</b> (5)
			4.97 (4)	45.34 (6)	96.67(=4)	118.18(10)	126.93(=13)	<b>56.19</b> (8)
6	SUI	VOGT Michael	4.99 (=4)	45.27 (7)	95.59 (17)	117.18(=17)	126.31 (14)	<b>56.51</b> (11)
			5.00 (=5)	45.40 (5)	96.72 (3)	118.57(=5)	128.38 (4)	<b>56.00</b> (4)
7	GBR	HALL Brad	5.04(=12)	45.12 (11)	96.15(=9)	117.87(10)	126.67 (11)	<b>56.45</b> (8)
			4.93 (1)	<b>45.82</b> (1)	96.20 (13)	117.95(13)	127.38(=10)	<b>56.10</b> (5)
8	AUT	TREICHL Markus	4.97 (=1)	<b>45.54</b> (1)	96.25(=5)	118.11 (6)	126.84 (10)	<b>56.26</b> (4)
			5.05(=13)	44.91 (12)	96.00 (15)	118.26 (9)	127.65 (9)	<b>56.38</b> (14)
9	ITA	BAUMGARTNER Patrick	5.04(=12)	44.91(=17)	95.64 (16)	117.64(=11)	126.93 (9)	<b>56.64</b> (=14)
			5.05(=13)	45.13 (10)	96.46 (10)	118.42(=7)	127.38(=10)	<b>56.22</b> (9)
10	LAT	KALENDA Jekabs	5.04(=12)	45.34 (3)	96.35 (4)	118.26 (5)	127.47(=5)	<b>56.25</b> (3)
			5.07(=17)	44.63 (23)	96.35 (11)	118.11(=11)	127.38(=10)	<b>56.35</b> (12)
11	ROU	TENEA Mihai Cristian	5.05(=15)	44.52 (23)	95.79(=13)	117.64(=11)	126.40(=12)	<b>56.64</b> (=14)
			5.08 (20)	44.89 (13)	96.67(=4)	118.81 (2)	128.29 (5)	<b>56.11</b> (6)
12	SUI	FOLLADOR Cedric	5.08 (20)	44.70 (20)	96.61(=1)	118.34 (4)	127.56 (4)	<b>56.34</b> (6)
			5.04 (12)	45.07 (11)	94.88 (21)	117.18(20)	126.93(=13)	<b>56.71</b> (=18)
13	FRA	HEINRICH Romain	5.05(=15)	44.85 (19)	95.79(=13)	117.95(=8)	127.02 (8)	<b>56.49</b> (10)
			5.02(=8)	44.75(=19)	96.56(=7)	118.42(=7)	127.93 (8)	<b>56.17</b> (7)
14	CAN	DEARBORN Jay	4.99(=4)	44.94 (16)	96.25(=5)	117.95(=8)	127.11 (7)	<b>56.35</b> (7)
			5.07(=17)	44.80(=15)	95.69 (18)	116.65(21)	124.65(24)	<b>56.84</b> (21)
15	SUI	ROHNER Timo	5.01(=7)	45.31 (4)	94.38 (24)	116.20(=23)	124.48 (23)	<b>56.96</b> (22)
			5.12 (24)	44.66 (22)	96.25 (12)	118.65 (4)	128.20(=6)	<b>56.47</b> (15)
16	CHN	SUN Kaizhi	5.14 (24)	44.49 (24)	96.15(=9)	<b>118.65</b> (1)	127.75 (3)	<b>56.64</b> (=14)
			4.95 (2)	45.66 (3)	96.05 (14)	117.80(14)	126.31(=17)	<b>56.36</b> (13)
17	BRA	BINDILATTI Edson Luques	4.98 (3)	45.52 (2)	95.74 (15)	117.57(=13)	125.69 (16)	<b>56.58</b> (=12)
			5.06(=15)	44.78 (17)	94.38 (23)	116.58(22)	125.69 (20)	<b>57.00</b> (23)
18	NED	WESSELINK Dave	5.10 (21)	44.91(=17)	94.78 (23)	116.50(22)	125.26 (19)	<b>57.04</b> (23)
			4.96 (3)	45.68 (2)	96.61 (6)	117.72(15)	126.31(=17)	<b>56.23</b> (10)
19	KOR	SUK Youngjin	5.00 (6)	45.28(=5)	96.20(=7)	117.57(=13)	126.22 (15)	<b>56.46</b> (9)
			5.10(=21)	44.82 (14)	95.64 (19)	117.41(=16)	126.05 (19)	<b>56.63</b> (17)
20	JAM	PITTER Shane	5.12 (22)	44.67 (21)	95.33 (18)	117.57(=13)	124.82 (21)	<b>56.93</b> (21)
			5.02(=8)	45.21(=8)	93.99 (25)	116.35(23)	125.52(=21)	<b>56.97</b> (22)
21	CHN	LI Chunjian	5.01(=7)	45.28(=5)	95.23 (19)	117.18(=17)	125.17 (20)	<b>56.79</b> (18)
			5.02(=8)	44.76 (18)	95.89(=16)	117.26(19)	125.52(=21)	<b>56.73</b> (20)
			5.02(=10)	45.15 (10)	95.94 (12)	117.11(19)	124.74 (22)	<b>56.75</b> (17)



**Speeds**  
Velocità / Vitesses

Start Order	NOC Code	Pilot Name	Start Time	Speeds (km/h)				Finish Time
				S1	S2	S3	S4	
22	LIE	KRANZ Martin	5.06 (=15)	44.70 (21)	95.28 (20)	117.41 (=16)	126.93 (=13)	<b>56.71</b> (=18)
			5.07 (=18)	44.97 (15)	94.93 (21)	117.03(20)	126.40 (=12)	<b>56.88</b> (19)
23	AUT	MANDLBAUER Jakob	5.07 (=17)	44.80 (=15)	94.33 (24)	115.97(=24)	125.17 (23)	<b>57.26</b> (24)
			5.01 (=7)	45.21 (9)	95.13 (20)	116.65(21)	125.43 (=17)	<b>56.92</b> (20)
24	TTO	BROWN Axel	5.13 (25)	44.52 (25)	94.78 (22)	115.97(=24)	123.54 (26)	<b>57.36</b> (25)
			5.13 (23)	44.54 (22)	94.88 (22)	116.20(=23)	123.88 (24)	<b>57.39</b> (24)
25	ISR	EDELMAN Adam	5.25 (26)	43.91 (26)	93.89 (26)	115.53(26)	124.05 (25)	<b>57.72</b> (26)
			5.26 (25)	43.90 (25)	92.83 (25)	115.01 (25)	122.95 (25)	<b>58.10</b> (25)
26	CAN	AUSTIN Taylor	5.10 (=21)	44.56 (24)	95.89 (=16)	117.41 (=16)	126.49 (16)	<b>56.57</b> (16)
			5.07 (=18)	45.04 (13)	96.20 (=7)	117.34 (16)	125.43 (=17)	<b>56.58</b> (=12)

**Legend:**

= Equal sign indicates that two or more sleds share the same rank      **DNS** Did Not Start



**Medallists**  
Medagliati / Médaillés

Medal	NOC	Name
GOLD	GER - Germany	LOCHNER Johannes FLEISCHHAUER Georg
SILVER	GER - Germany	FRIEDRICH Francesco SCHULLER Alexander
BRONZE	GER - Germany	AMMOUR Adam SCHALLER Alexander

**Note:**  
A team may contain more than the regular number of athletes in a sled if there have been replacements during competition.  
Replaced athletes are listed last within their team.

**Legend:**  
(R) Replaced



**Results**  
Risultati / Résultats

<b>START RECORD</b>	LOCHNER Johannes, FLEISCHHAUER Georg	GER	4.78	16 FEB 2026
<b>TRACK RECORD</b>	LOCHNER Johannes, FLEISCHHAUER Georg	GER	54.68	16 FEB 2026

Rk	Start No.	NOC Code	Name	Start Time	Int. 1	Int. 2	Int. 3	Int. 4	Finish Time	Time Behind	Top Speed (km/h)
1	1	GER	LOCHNER Johannes FLEISCHHAUER Georg	4.78 (1)	16.74 (1)	26.00 (1)	35.57 (1)	44.64 (1)	54.68 (1)	0.00	135.32 SR/TR
				4.79(=1)	16.78 (1)	26.12 (1)	35.77 (1)	44.97 (1)	55.22 (1)	0.00	132.69
				4.81(=2)	16.83(=2)	26.15(=2)	35.74 (2)	44.83 (1)	54.89 (1)	0.00	135.27
				4.79 (1)	16.77 (1)	26.10 (1)	35.70 (1)	44.82 (1)	54.91 (1)	0.00	134.71
				<b>Total: 3:39.70</b>							
2	2	GER	FRIEDRICH Francesco SCHULLER Alexander	4.79(=2)	16.80 (2)	26.18 (3)	35.86 (3)	45.01 (3)	55.16 (3)	+0.48	133.32
				4.79(=1)	16.84 (2)	26.23 (2)	35.94 (2)	45.18 (2)	55.54 (2)	+0.32	131.70
				4.81(=2)	16.83(=2)	26.14 (1)	35.73 (1)	44.88 (2)	55.01 (2)	+0.12	133.31
				4.81(=2)	16.86(=2)	26.30 (3)	36.03(=4)	45.20 (4)	55.33 (2)	+0.42	133.07
				<b>Total: 3:41.04 +1.34</b>							
3	3	GER	AMMOUR Adam SCHALLER Alexander	4.79(=2)	16.82 (3)	26.17 (2)	35.81 (2)	44.94 (2)	55.12 (2)	+0.44	134.38
				4.79(=1)	16.86 (3)	26.42 (4)	36.29(=12)	45.60(11)	56.02(11)	+0.80	132.13
				4.80 (1)	16.80 (1)	26.15(=2)	35.79 (3)	44.92 (3)	55.03 (3)	+0.14	134.04
				4.81(=2)	16.86(=2)	26.22 (2)	35.87 (2)	45.09 (2)	55.35 (4)	+0.44	132.55
				<b>Total: 3:41.52 +1.82</b>							
4	4	USA	del DUCA Frankie WILLIAMSON Joshua	4.90(=10)	17.00(=7)	26.39 (6)	36.03 (5)	45.21 (4)	55.40 (4)	+0.72	132.48
				4.88(=8)	17.01(=10)	26.49(14)	36.23(=9)	45.48 (8)	55.84 (6)	+0.62	131.49
				4.88(=7)	16.96 (8)	26.34(=6)	35.98 (4)	45.15 (4)	55.38 (4)	+0.49	132.51
				4.89(=6)	17.02(=7)	26.41 (5)	36.03(=4)	45.16 (3)	55.34 (3)	+0.43	133.52
				<b>Total: 3:41.96 +2.26</b>							
5	11	ROU	TENEA Mihai Cristian IORDACHE George	4.95(17)	17.12(=16)	26.58(=14)	36.29(13)	45.48(=12)	55.73(10)	+1.05	133.80
				4.93(=15)	17.04(14)	26.44 (7)	36.12 (4)	45.33 (3)	55.65 (3)	+0.43	133.67
				4.96(=17)	17.08(14)	26.47(11)	36.12 (9)	45.27 (8)	55.46 (6)	+0.57	133.93
				4.95(=11)	17.07(12)	26.47 (9)	36.12 (7)	45.31 (6)	55.53 (5)	+0.62	133.92
				<b>Total: 3:42.37 +2.67</b>							
6	6	SUI	VOGT Michael NDIAYE Amadou David	4.89 (9)	17.00(=7)	26.43(=7)	36.14 (9)	45.36 (8)	55.64 (7)	+0.96	133.67
				4.88(=8)	17.00(=8)	26.43(=5)	36.15(=5)	45.42 (6)	55.85 (7)	+0.63	132.71
				4.88(=7)	16.95(=6)	26.33(=4)	36.01 (6)	45.22 (6)	55.47 (7)	+0.58	133.67
				4.89(=6)	17.03(=9)	26.44(=6)	36.13 (8)	45.36 (8)	55.64 (8)	+0.73	133.52
				<b>Total: 3:42.60 +2.90</b>							
7	9	ITA	BAUMGARTNER Patrick MIRCEA Robert	4.94(16)	17.03(=11)	26.43(=7)	36.06 (6)	45.27 (6)	55.58 (6)	+0.90	132.41
				4.93(=15)	17.01(=10)	26.46(10)	36.21 (8)	45.53(10)	56.00(10)	+0.78	132.10
				4.94(=14)	17.02(10)	26.41(=8)	36.06 (8)	45.25 (7)	55.49 (8)	+0.60	133.43
				4.95(=11)	17.05(11)	26.44(=6)	36.09 (6)	45.32 (7)	55.60 (6)	+0.69	133.00
				<b>Total: 3:42.67 +2.97</b>							
8	10	LAT	KALENDA Jekabs MIKNIS Matiss	4.85(=6)	16.98 (6)	26.45(=10)	36.17(=10)	45.39 (9)	55.68 (9)	+1.00	131.68
				4.82 (4)	16.91(=4)	26.35 (3)	36.08 (3)	45.35 (4)	55.75 (4)	+0.53	130.65
				4.86 (6)	16.93 (5)	26.34(=6)	36.04 (7)	45.30 (9)	55.64(10)	+0.75	131.30
				4.85 (4)	16.92 (4)	26.32 (4)	36.01 (3)	45.28 (5)	55.61 (7)	+0.70	131.27
				<b>Total: 3:42.68 +2.98</b>							



**Results**  
Risultati / Résultats

Rk	Start No.	NOC Code	Name	Start Time	Int. 1	Int. 2	Int. 3	Int. 4	Finish Time	Time Behind	Top Speed (km/h)
9	8	AUT	TREICHL Markus BERTSCHLER Daniel	4.90(=10)	17.07(14)	26.53(13)	36.35(14)	45.60(14)	55.89(13)	+1.21	131.99
				4.90(13)	17.03(13)	26.45(=8)	36.17 (7)	45.40 (5)	55.76 (5)	+0.54	132.50
				4.92(12)	17.05(12)	26.50(12)	36.20(12)	45.37(10)	55.62 (9)	+0.73	133.21
				4.90(=9)	17.03(=9)	26.46 (8)	36.20 (9)	45.46(10)	55.74(10)	+0.83	132.04
<b>Total: 3:43.01</b>									<b>+3.31</b>		
10	13	FRA	HEINRICH Romain HAUTERVILLE Dorian	4.90(=10)	17.02(=9)	26.49(12)	36.25(12)	45.47(11)	55.75(11)	+1.07	133.46
				4.89(=11)	17.00(=8)	26.47(=11)	36.23(=9)	45.50 (9)	55.89(=8)	+0.67	132.39
				4.90(11)	17.07(13)	26.54(13)	36.27(13)	45.48(13)	55.75(12)	+0.86	133.00
				4.89(=6)	17.00 (6)	26.54(=12)	36.34(14)	45.62(14)	55.93(13)	+1.02	132.51
<b>Total: 3:43.32</b>									<b>+3.62</b>		
10	18	NED	WESSELINK Dave FRANJIC Jelen	4.90(=10)	17.02(=9)	26.43(=7)	36.12 (8)	45.42(10)	55.83(12)	+1.15	130.44
				4.85 (6)	16.93 (6)	26.45(=8)	36.29(=12)	45.67(=14)	56.18(17)	+0.96	129.50
				4.88(=7)	16.95(=6)	26.33(=4)	35.99 (5)	45.18 (5)	55.44 (5)	+0.55	132.42
				4.87 (5)	16.95 (5)	26.49(10)	36.29(11)	45.56(11)	55.87(12)	+0.96	131.47
<b>Total: 3:43.32</b>									<b>+3.62</b>		
12	7	GBR	HALL Brad GREENWOOD Leon LAWRENCE Taylor (R)	4.85(=6)	16.93 (5)	26.37 (5)	36.07 (7)	45.31 (7)	55.65 (8)	+0.97	134.02
				4.86 (7)	16.98 (7)	26.43(=5)	36.15(=5)	45.44 (7)	55.89(=8)	+0.67	132.77
				4.94(=14)	17.12(17)	26.58(14)	36.29(14)	45.47(12)	55.72(11)	+0.83	134.50
				5.24(20)	17.60(20)	27.05(20)	36.74(20)	45.93(20)	56.17(18)	+1.26	135.38
<b>Total: 3:43.43</b>									<b>+3.73</b>		
13	5	KOR	KIM Jinsu KIM Hyeonggeun	4.82 (4)	16.85 (4)	26.29 (4)	36.02 (4)	45.25 (5)	55.53 (5)	+0.85	132.97
				4.84 (5)	16.91(=4)	26.48(13)	36.33(14)	45.67(=14)	56.16(=15)	+0.94	132.11
				4.84(=4)	16.91 (4)	26.42(10)	36.19(11)	45.53(14)	55.90(16)	+1.01	131.91
				4.98(=16)	17.12(14)	26.62(=15)	36.38(=15)	45.66(17)	56.01(15)	+1.10	132.76
<b>Total: 3:43.60</b>									<b>+3.90</b>		
14	12	SUI	FOLLADOR Cedric ROLLI Luca	4.96(18)	17.14(18)	26.65(19)	36.43(19)	45.75(19)	56.17(17)	+1.49	132.01
				4.95(19)	17.11(17)	26.60(16)	36.41(18)	45.69(16)	56.09(13)	+0.87	132.67
				4.97(19)	17.13(18)	26.61(=16)	36.34(16)	45.57(16)	55.87(14)	+0.98	133.46
				4.95(=11)	17.11(13)	26.54(=12)	36.22(10)	45.42 (9)	55.68 (9)	+0.77	133.84
<b>Total: 3:43.81</b>									<b>+4.11</b>		
15	15	SUI	ROHNER Timo ANNEN Tim	4.98(=19)	17.21(=21)	26.69(20)	36.42(18)	45.66(15)	55.95(14)	+1.27	131.56
				4.98(=20)	17.21(21)	26.71(=19)	36.46(19)	45.75(19)	56.14(14)	+0.92	130.96
				4.96(=17)	17.14(19)	26.61(=16)	36.31(15)	45.54(15)	55.89(15)	+1.00	132.60
				4.96(=14)	17.21(17)	26.68(17)	36.39(17)	45.61(13)	55.84(11)	+0.93	132.25
<b>Total: 3:43.82</b>									<b>+4.12</b>		
16	16	CHN	SUN Kaizhi AN Tai	4.86 (8)	17.08(15)	26.58(=14)	36.36(15)	45.68(16)	56.15(16)	+1.47	132.75
				4.89(=11)	17.01(=10)	26.47(=11)	36.24(11)	45.61(12)	56.16(=15)	+0.94	130.98
				4.88(=7)	16.97 (9)	26.41(=8)	36.15(10)	45.44(11)	55.83(13)	+0.94	132.41
				4.90(=9)	17.02(=7)	26.53(11)	36.33(13)	45.65(=15)	56.03(16)	+1.12	132.47
<b>Total: 3:44.17</b>									<b>+4.47</b>		
17	21	CHN	LI Chunjian YE Jielong	4.91(15)	17.05(13)	26.45(=10)	36.17(=10)	45.48(=12)	55.99(15)	+1.31	130.90
				4.91(14)	17.07(16)	26.55(15)	36.35(15)	45.73(=17)	56.30(20)	+1.08	129.69
				4.94(=14)	17.09(=15)	26.63(19)	36.44(21)	45.80(23)	56.36(23)	+1.47	130.91
				4.96(=14)	17.14(15)	26.57(14)	36.31(12)	45.57(12)	55.94(14)	+1.03	131.86
<b>Total: 3:44.59</b>									<b>+4.89</b>		



**Results**  
Risultati / Résultats

Rk	Start No.	NOC Code	Name	Start Time	Int. 1	Int. 2	Int. 3	Int. 4	Finish Time	Time Behind	Top Speed (km/h)
18	26	CAN	AUSTIN Taylor MURRAY-LAWRENCE S	4.99(=21)	17.19(20)	26.63(=16)	36.38(16)	45.69(17)	56.18(18)	+1.50	131.59
				4.98(=20)	17.19(20)	26.64(18)	36.36(16)	45.64(13)	56.07(12)	+0.85	131.86
				5.02(25)	17.27(24)	26.71(23)	36.40(=19)	45.70(=19)	56.08(19)	+1.19	132.16
				5.03(19)	17.33(19)	26.78(19)	36.49(18)	45.76(18)	56.27(20)	+1.36	132.25
<b>Total: 3:44.60</b>									<b>+4.90</b>		
19	19	KOR	SUK Youngjin CHAE Byungdo	4.98(=19)	17.18(19)	26.64(18)	36.39(17)	45.71(18)	56.27(19)	+1.59	129.36
				4.98(=20)	17.17(19)	26.62(17)	36.39(17)	45.73(=17)	56.23(18)	+1.01	129.13
				4.98(20)	17.17(20)	26.61(=16)	36.37(17)	45.66(=17)	56.03(18)	+1.14	130.10
				4.98(=16)	17.17(16)	26.62(=15)	36.38(=15)	45.65(=15)	56.08(17)	+1.17	130.45
<b>Total: 3:44.61</b>									<b>+4.91</b>		
20	22	LIE	KRANZ Martin TSCHOFEN David	5.01(=24)	17.29(=24)	26.85(23)	36.62(21)	45.90(21)	56.31(20)	+1.63	133.45
				5.01(24)	17.25(=22)	26.77(21)	36.54(20)	45.81(20)	56.29(19)	+1.07	133.17
				5.01(=23)	17.24(23)	26.74(24)	36.50(23)	45.76(21)	56.09(20)	+1.20	133.65
				5.01(18)	17.22(18)	26.77(18)	36.61(19)	45.88(19)	56.24(19)	+1.33	133.39
<b>Total: 3:44.93</b>									<b>+5.23</b>		
21	23	AUT	MANDLBAUER Jakob NICHOLS-BARDI Daiyehan	4.90(=10)	17.12(=16)	26.63(=16)	36.45(20)	45.77(20)	56.34(21)	+1.66	131.60
				4.94(18)	17.12(18)	26.80(22)	36.74(22)	46.12(22)	56.67(22)	+1.45	130.19
				4.93(13)	17.09(=15)	26.60(15)	36.39(18)	45.70(=19)	56.21(21)	+1.32	131.91
<b>Total: 2:49.22</b>											
22	20	JAM	PITTER Shane HARRIS Junior	5.00(23)	17.22(23)	26.82(22)	36.67(22)	46.12(23)	56.68(22)	+2.00	128.47
				4.93(=15)	17.38(25)	26.98(25)	36.81(=23)	46.17(23)	56.72(23)	+1.50	129.39
				4.99(=21)	17.21(=21)	26.68(=20)	36.40(=19)	45.66(=17)	55.97(17)	+1.08	131.36
<b>Total: 2:49.37</b>											
23	14	CAN	DEARBORN Jay EVELYN Mike	4.83 (5)	17.03(=11)	26.75(21)	36.68(23)	46.07(22)	56.74(23)	+2.06	130.87
				4.88(=8)	17.06(15)	26.71(=19)	36.63(21)	46.03(21)	56.59(21)	+1.37	130.82
				4.84(=4)	17.04(11)	26.70(22)	36.59(24)	45.95(24)	56.45(24)	+1.56	131.32
<b>Total: 2:49.78</b>											
24	17	BRA	BINDILATTI EL BACCA GONCALVES Luis	4.99(=21)	17.21(=21)	26.86(24)	36.87(24)	46.36(24)	56.95(24)	+2.27	130.00
				5.00(23)	17.25(=22)	26.88(23)	36.81(=23)	46.22(24)	56.81(24)	+1.59	131.08
				4.99(=21)	17.21(=21)	26.68(=20)	36.47(22)	45.79(22)	56.22(22)	+1.33	131.98
<b>Total: 2:49.98</b>											
25	24	TTO	BROWN Axel JOHN De Aundre	5.01(=24)	17.29(=24)	26.98(25)	36.94(25)	46.43(25)	57.22(25)	+2.54	130.14
				5.03(25)	17.29(24)	26.94(24)	36.89(25)	46.34(25)	56.97(25)	+1.75	130.95
				5.01(=23)	17.28(25)	26.95(25)	36.88(25)	46.31(25)	56.86(25)	+1.97	131.39
<b>Total: 2:51.05</b>											
26	25	ISR	EDELMAN Adam CHEN Menachem	5.12(26)	17.47(26)	27.19(26)	37.17(26)	46.67(26)	57.38(26)	+2.70	129.35
				5.12(26)	17.42(26)	27.06(26)	37.05(26)	46.52(26)	57.22(26)	+2.00	129.40
				5.14(26)	17.53(26)	27.30(26)	37.37(26)	46.88(26)	57.64(26)	+2.75	129.32
<b>Total: 2:52.24</b>											

**Note:**  
Pilots are listed first.  
Top speed is measured by sensors at any point along the track.

**Legend:**  
(R) Replaced = Equal sign indicates that two or more sleds share the same rank  
No. Number Rk Rank SR Start Record Int. Intermediate time TR Track Record



## Performance Analysis

Analisi delle prestazioni / Analyse des performances

<b>START RECORD</b>	LOCHNER Johannes, FLEISCHHAUER Georg	GER	4.78	16 FEB 2026
<b>TRACK RECORD</b>	LOCHNER Johannes, FLEISCHHAUER Georg	GER	54.68	16 FEB 2026

Rk	Start No.	NOC Code	Name	Start Time	S-1	1-2	2-3	3-4	4-F	Finish Time	Time Behind	Top Speed (km/h)
1	1	GER	LOCHNER Johannes FLEISCHHAUER Georg	4.78 (1)	11.96 (1)	9.26 (1)	9.57 (1)	9.07 (1)	10.04 (1)	54.68 (1)	0.00	135.32 SR/TR
				4.79(=1)	11.99 (1)	9.34 (1)	9.65 (1)	9.20 (1)	10.25 (1)	55.22 (1)	0.00	132.69
				4.81(=2)	12.02(=2)	9.32 (2)	9.59(=1)	9.09 (1)	10.06 (1)	54.89 (1)	0.00	135.27
				4.79 (1)	11.98 (1)	9.33 (1)	9.60 (1)	9.12 (1)	10.09 (1)	54.91 (1)	0.00	134.71
				<b>Total: 3:39.70</b>								
2	2	GER	FRIEDRICH Francesco SCHULLER Alexander	4.79(=2)	12.01 (2)	9.38 (3)	9.68 (5)	9.15 (3)	10.15 (2)	55.16 (3)	+0.48	133.32
				4.79(=1)	12.05 (2)	9.39 (2)	9.71 (3)	9.24 (4)	10.36(=3)	55.54 (2)	+0.32	131.70
				4.81(=2)	12.02(=2)	9.31 (1)	9.59(=1)	9.15(=3)	10.13 (3)	55.01 (2)	+0.12	133.31
				4.81(=2)	12.05(=2)	9.44(11)	9.73(12)	9.17 (3)	10.13 (2)	55.33 (2)	+0.42	133.07
				<b>Total: 3:41.04 +1.34</b>								
3	3	GER	AMMOUR Adam SCHALLER Alexander	4.79(=2)	12.03(=3)	9.35 (2)	9.64(=3)	9.13 (2)	10.18 (3)	55.12 (2)	+0.44	134.38
				4.79(=1)	12.07(=3)	9.56(19)	9.87(21)	9.31(14)	10.42(10)	56.02(11)	+0.80	132.13
				4.80 (1)	12.00 (1)	9.35 (3)	9.64(=3)	9.13 (2)	10.11 (2)	55.03 (3)	+0.14	134.04
				4.81(=2)	12.05(=2)	9.36 (2)	9.65(=3)	9.22(=7)	10.26(=7)	55.35 (4)	+0.44	132.55
				<b>Total: 3:41.52 +1.82</b>								
4	4	USA	del DUCA Frankie WILLIAMSON Joshua	4.90(=10)	12.10 (7)	9.39 (4)	9.64(=3)	9.18 (4)	10.19 (4)	55.40 (4)	+0.72	132.48
				4.88(=8)	12.13(=13)	9.48(=13)	9.74 (9)	9.25 (5)	10.36(=3)	55.84 (6)	+0.62	131.49
				4.88(=7)	12.08(=8)	9.38(=4)	9.64(=3)	9.17(=5)	10.23 (5)	55.38 (4)	+0.49	132.51
				4.89(=6)	12.13(=10)	9.39(=3)	9.62 (2)	9.13 (2)	10.18 (3)	55.34 (3)	+0.43	133.52
				<b>Total: 3:41.96 +2.26</b>								
5	11	ROU	TENEA Mihai Cristian IORDACHE George	4.95(17)	12.17(=13)	9.46(=12)	9.71(=8)	9.19 (5)	10.25 (5)	55.73(10)	+1.05	133.80
				4.93(=15)	12.11(=8)	9.40 (3)	9.68 (2)	9.21 (2)	10.32 (2)	55.65 (3)	+0.43	133.67
				4.96(=17)	12.12(11)	9.39(=7)	9.65(=5)	9.15(=3)	10.19 (4)	55.46 (6)	+0.57	133.93
				4.95(=11)	12.12(=8)	9.40(=5)	9.65(=3)	9.19(=4)	10.22 (4)	55.53 (5)	+0.62	133.92
				<b>Total: 3:42.37 +2.67</b>								
6	6	SUI	VOGT Michael NDIAYE Amadou David	4.89 (9)	12.11 (8)	9.43 (8)	9.71(=8)	9.22(=7)	10.28(=6)	55.64 (7)	+0.96	133.67
				4.88(=8)	12.12(=10)	9.43 (5)	9.72(=4)	9.27(=6)	10.43(=11)	55.85 (7)	+0.63	132.71
				4.88(=7)	12.07(=4)	9.38(=4)	9.68 (8)	9.21(=10)	10.25(=7)	55.47 (7)	+0.58	133.67
				4.89(=6)	12.14(=12)	9.41 (7)	9.69(=7)	9.23(=9)	10.28(=9)	55.64 (8)	+0.73	133.52
				<b>Total: 3:42.60 +2.90</b>								
7	9	ITA	BAUMGARTNER Patrick MIRCEA Robert	4.94(16)	12.09 (6)	9.40(=5)	9.63 (2)	9.21 (6)	10.31(12)	55.58 (6)	+0.90	132.41
				4.93(=15)	12.08(=5)	9.45(=7)	9.75(=10)	9.32(15)	10.47(14)	56.00(10)	+0.78	132.10
				4.94(=14)	12.08(=8)	9.39(=7)	9.65(=5)	9.19(=8)	10.24 (6)	55.49 (8)	+0.60	133.43
				4.95(=11)	12.10 (6)	9.39(=3)	9.65(=3)	9.23(=9)	10.28(=9)	55.60 (6)	+0.69	133.00
				<b>Total: 3:42.67 +2.97</b>								
8	10	LAT	KALENDA Jekabs MIKNIS Matiss	4.85(=6)	12.13(11)	9.47(=15)	9.72(=10)	9.22(=7)	10.29(=9)	55.68 (9)	+1.00	131.68
				4.82 (4)	12.09 (7)	9.44 (6)	9.73 (8)	9.27(=6)	10.40(=8)	55.75 (4)	+0.53	130.65
				4.86 (6)	12.07(=4)	9.41 (9)	9.70(=10)	9.26(=14)	10.34(15)	55.64(10)	+0.75	131.30
				4.85 (4)	12.07 (4)	9.40(=5)	9.69(=7)	9.27(=13)	10.33(14)	55.61 (7)	+0.70	131.27
				<b>Total: 3:42.68 +2.98</b>								



**Performance Analysis**  
Analisi delle prestazioni / Analyse des performances

Rk	Start No.	NOC Code	Name	Start Time	S-1	1-2	2-3	3-4	4-F	Finish Time	Time Behind	Top Speed (km/h)
9	8	AUT	TREICHL Markus BERTSCHLER Daniel	4.90(=10)	12.17(=13)	9.46(=12)	9.82(=20)	9.25(13)	10.29(=9)	55.89(13)	+1.21	131.99
				4.90(13)	12.13(=13)	9.42 (4)	9.72(=4)	9.23 (3)	10.36(=3)	55.76 (5)	+0.54	132.50
				4.92(12)	12.13(12)	9.45(13)	9.70(=10)	9.17(=5)	10.25(=7)	55.62 (9)	+0.73	133.21
				4.90(=9)	12.13(=10)	9.43(=8)	9.74(=13)	9.26(=11)	10.28(=9)	55.74(10)	+0.83	132.04
<b>Total: 3:43.01</b>											<b>+3.31</b>	
10	13	FRA	HEINRICH Romain HAUTERVILLE Dorian	4.90(=10)	12.12(=9)	9.47(=15)	9.76(16)	9.22(=7)	10.28(=6)	55.75(11)	+1.07	133.46
				4.89(=11)	12.11(=8)	9.47(12)	9.76(12)	9.27(=6)	10.39(=6)	55.89(=8)	+0.67	132.39
				4.90(11)	12.17(16)	9.47(=15)	9.73(=15)	9.21(=10)	10.27(11)	55.75(12)	+0.86	133.00
				4.89(=6)	12.11 (7)	9.54(=18)	9.80(=17)	9.28(=18)	10.31(=12)	55.93(13)	+1.02	132.51
<b>Total: 3:43.32</b>											<b>+3.62</b>	
10	18	NED	WESSELINK Dave FRANJIC Jelen	4.90(=10)	12.12(=9)	9.41 (7)	9.69 (6)	9.30(15)	10.41(=14)	55.83(12)	+1.15	130.44
				4.85 (6)	12.08(=5)	9.52(=17)	9.84(19)	9.38(=20)	10.51(18)	56.18(17)	+0.96	129.50
				4.88(=7)	12.07(=4)	9.38(=4)	9.66 (7)	9.19(=8)	10.26(10)	55.44 (5)	+0.55	132.42
				4.87 (5)	12.08 (5)	9.54(=18)	9.80(=17)	9.27(=13)	10.31(=12)	55.87(12)	+0.96	131.47
<b>Total: 3:43.32</b>											<b>+3.62</b>	
12	7	GBR	HALL Brad GREENWOOD Leon LAWRENCE Taylor (R)	4.85(=6)	12.08 (5)	9.44(=9)	9.70 (7)	9.24(=11)	10.34(13)	55.65 (8)	+0.97	134.02
				4.86 (7)	12.12(=10)	9.45(=7)	9.72(=4)	9.29(=12)	10.45(13)	55.89(=8)	+0.67	132.77
				4.94(=14)	12.18(=17)	9.46(14)	9.71(13)	9.18 (7)	10.25(=7)	55.72(11)	+0.83	134.50
				5.24(20)	12.36(20)	9.45(=12)	9.69(=7)	9.19(=4)	10.24 (6)	56.17(18)	+1.26	135.38
<b>Total: 3:43.43</b>											<b>+3.73</b>	
13	5	KOR	KIM Jinsu KIM Hyeonggeun	4.82 (4)	12.03(=3)	9.44(=9)	9.73(=12)	9.23(10)	10.28(=6)	55.53 (5)	+0.85	132.97
				4.84 (5)	12.07(=3)	9.57(20)	9.85(20)	9.34(=16)	10.49(16)	56.16(=15)	+0.94	132.11
				4.84(=4)	12.07(=4)	9.51(=21)	9.77(20)	9.34(22)	10.37(=17)	55.90(16)	+1.01	131.91
				4.98(=16)	12.14(=12)	9.50(16)	9.76(=15)	9.28(=18)	10.35(15)	56.01(15)	+1.10	132.76
<b>Total: 3:43.60</b>											<b>+3.90</b>	
14	12	SUI	FOLLADOR Cedric ROLLI Luca	4.96(18)	12.18(15)	9.51(=19)	9.78(=18)	9.32(=18)	10.42(16)	56.17(17)	+1.49	132.01
				4.95(19)	12.16(=15)	9.49(15)	9.81(17)	9.28(=10)	10.40(=8)	56.09(13)	+0.87	132.67
				4.97(19)	12.16(=14)	9.48(19)	9.73(=15)	9.23(=12)	10.30(12)	55.87(14)	+0.98	133.46
				4.95(=11)	12.16(14)	9.43(=8)	9.68 (6)	9.20 (6)	10.26(=7)	55.68 (9)	+0.77	133.84
<b>Total: 3:43.81</b>											<b>+4.11</b>	
15	15	SUI	ROHNER Timo ANNEN Tim	4.98(=19)	12.23(23)	9.48(17)	9.73(=12)	9.24(=11)	10.29(=9)	55.95(14)	+1.27	131.56
				4.98(=20)	12.23(21)	9.50(16)	9.75(=10)	9.29(=12)	10.39(=6)	56.14(14)	+0.92	130.96
				4.96(=17)	12.18(=17)	9.47(=15)	9.70(=10)	9.23(=12)	10.35(16)	55.89(15)	+1.00	132.60
				4.96(=14)	12.25(18)	9.47(15)	9.71(=10)	9.22(=7)	10.23 (5)	55.84(11)	+0.93	132.25
<b>Total: 3:43.82</b>											<b>+4.12</b>	
16	16	CHN	SUN Kaizhi AN Tai	4.86 (8)	12.22(=19)	9.50(18)	9.78(=18)	9.32(=18)	10.47(17)	56.15(16)	+1.47	132.75
				4.89(=11)	12.12(=10)	9.46(11)	9.77(=13)	9.37(19)	10.55(=19)	56.16(=15)	+0.94	130.98
				4.88(=7)	12.09(10)	9.44(=10)	9.74(17)	9.29(=17)	10.39(20)	55.83(13)	+0.94	132.41
				4.90(=9)	12.12(=8)	9.51(17)	9.80(=17)	9.32(20)	10.38(18)	56.03(16)	+1.12	132.47
<b>Total: 3:44.17</b>											<b>+4.47</b>	
17	21	CHN	LI Chunjian YE Jielong	4.91(15)	12.14(12)	9.40(=5)	9.72(=10)	9.31(=16)	10.51(19)	55.99(15)	+1.31	130.90
				4.91(14)	12.16(=15)	9.48(=13)	9.80(16)	9.38(=20)	10.57(23)	56.30(20)	+1.08	129.69
				4.94(=14)	12.15(13)	9.54(23)	9.81(23)	9.36(=23)	10.56(25)	56.36(23)	+1.47	130.91
				4.96(=14)	12.18(15)	9.43(=8)	9.74(=13)	9.26(=11)	10.37(17)	55.94(14)	+1.03	131.86
<b>Total: 3:44.59</b>											<b>+4.89</b>	



**Performance Analysis**  
Analisi delle prestazioni / Analyse des performances

Rk	Start No.	NOC Code	Name	Start Time	S-1	1-2	2-3	3-4	4-F	Finish Time	Time Behind	Top Speed (km/h)
18	26	CAN	AUSTIN Taylor MURRAY-LAWRENCE S	4.99(=21)	12.20(=16)	9.44(=9)	9.75(=14)	9.31(=16)	10.49(18)	56.18(18)	+1.50	131.59
				4.98(=20)	12.21(20)	9.45(=7)	9.72(=4)	9.28(=10)	10.43(=11)	56.07(12)	+0.85	131.86
				5.02(25)	12.25(24)	9.44(=10)	9.69 (9)	9.30(19)	10.38(19)	56.08(19)	+1.19	132.16
				5.03(19)	12.30(19)	9.45(=12)	9.71(=10)	9.27(=13)	10.51(20)	56.27(20)	+1.36	132.25
<b>Total:</b>										<b>3:44.60</b>	<b>+4.90</b>	
19	19	KOR	SUK Youngjin CHAE Byungdo	4.98(=19)	12.20(=16)	9.46(=12)	9.75(=14)	9.32(=18)	10.56(=20)	56.27(19)	+1.59	129.36
				4.98(=20)	12.19(19)	9.45(=7)	9.77(=13)	9.34(=16)	10.50(17)	56.23(18)	+1.01	129.13
				4.98(20)	12.19(19)	9.44(=10)	9.76(=18)	9.29(=17)	10.37(=17)	56.03(18)	+1.14	130.10
				4.98(=16)	12.19(16)	9.45(=12)	9.76(=15)	9.27(=13)	10.43(19)	56.08(17)	+1.17	130.45
<b>Total:</b>										<b>3:44.61</b>	<b>+4.91</b>	
20	22	LIE	KRANZ Martin TSCHOFEN David	5.01(=24)	12.28(=24)	9.56(21)	9.77(17)	9.28(14)	10.41(=14)	56.31(20)	+1.63	133.45
				5.01(24)	12.24(22)	9.52(=17)	9.77(=13)	9.27(=6)	10.48(15)	56.29(19)	+1.07	133.17
				5.01(=23)	12.23(23)	9.50(20)	9.76(=18)	9.26(=14)	10.33(14)	56.09(20)	+1.20	133.65
				5.01(18)	12.21(17)	9.55(20)	9.84(20)	9.27(=13)	10.36(16)	56.24(19)	+1.33	133.39
<b>Total:</b>										<b>3:44.93</b>	<b>+5.23</b>	
21	23	AUT	MANDLBAUER Jakob NICHOLS-BARDI Daiyehan	4.90(=10)	12.22(=19)	9.51(=19)	9.82(=20)	9.32(=18)	10.57(22)	56.34(21)	+1.66	131.60
				4.94(18)	12.18(=17)	9.68(26)	9.94(24)	9.38(=20)	10.55(=19)	56.67(22)	+1.45	130.19
				4.93(13)	12.16(=14)	9.51(=21)	9.79(=21)	9.31(20)	10.51(23)	56.21(21)	+1.32	131.91
<b>Total:</b>										<b>2:49.22</b>		
22	20	JAM	PITTER Shane HARRIS Junior	5.00(23)	12.22(=19)	9.60(22)	9.85(22)	9.45(23)	10.56(=20)	56.68(22)	+2.00	128.47
				4.93(=15)	12.45(26)	9.60(21)	9.83(18)	9.36(18)	10.55(=19)	56.72(23)	+1.50	129.39
				4.99(=21)	12.22(=21)	9.47(=15)	9.72(14)	9.26(=14)	10.31(13)	55.97(17)	+1.08	131.36
<b>Total:</b>										<b>2:49.37</b>		
23	14	CAN	DEARBORN Jay EVELYN Mike	4.83 (5)	12.20(=16)	9.72(=25)	9.93(23)	9.39(22)	10.67(24)	56.74(23)	+2.06	130.87
				4.88(=8)	12.18(=17)	9.65(=24)	9.92(22)	9.40(23)	10.56(22)	56.59(21)	+1.37	130.82
				4.84(=4)	12.20(20)	9.66(24)	9.89(24)	9.36(=23)	10.50(22)	56.45(24)	+1.56	131.32
<b>Total:</b>										<b>2:49.78</b>		
24	17	BRA	BINDILATTI EL BACCA GONCALVES Luis	4.99(=21)	12.22(=19)	9.65(23)	10.01(26)	9.49(=24)	10.59(23)	56.95(24)	+2.27	130.00
				5.00(23)	12.25(23)	9.63(22)	9.93(23)	9.41(24)	10.59(24)	56.81(24)	+1.59	131.08
				4.99(=21)	12.22(=21)	9.47(=15)	9.79(=21)	9.32(21)	10.43(21)	56.22(22)	+1.33	131.98
<b>Total:</b>										<b>2:49.98</b>		
25	24	TTO	BROWN Axel JOHN De Aundre	5.01(=24)	12.28(=24)	9.69(24)	9.96(24)	9.49(=24)	10.79(26)	57.22(25)	+2.54	130.14
				5.03(25)	12.26(24)	9.65(=24)	9.95(25)	9.45(25)	10.63(25)	56.97(25)	+1.75	130.95
				5.01(=23)	12.27(25)	9.67(25)	9.93(25)	9.43(25)	10.55(24)	56.86(25)	+1.97	131.39
<b>Total:</b>										<b>2:51.05</b>		
26	25	ISR	EDELMAN Adam CHEN Menachem	5.12(26)	12.35(26)	9.72(=25)	9.98(25)	9.50(26)	10.71(25)	57.38(26)	+2.70	129.35
				5.12(26)	12.30(25)	9.64(23)	9.99(26)	9.47(26)	10.70(26)	57.22(26)	+2.00	129.40
				5.14(26)	12.39(26)	9.77(26)	10.07(26)	9.51(26)	10.76(26)	57.64(26)	+2.75	129.32
<b>Total:</b>										<b>2:52.24</b>		

**Note:**  
Pilots are listed first.  
Top speed is measured by sensors along the track.

**Legend:**  
(R) Replaced = Equal sign indicates that two or more sleds share the same rank 1-2 1st to 2nd intermediate point  
2-3 2nd to 3rd intermediate point 3-4 3rd to 4th intermediate point 4-F 4th intermediate point to finish No. Number  
Rk Rank S-1 Start to 1st intermediate point



**Speeds**  
Velocità / Vitesses

Measurement Points:

50m (S1)
After curve 6 (S2)
Before curve 10 (S3)
Between curve 14 & 15 (S4)



Rank	NOC Code	Pilot Name	Start Time	Speeds (km/h)				Finish Time
				S1	S2	S3	S4	
1	GER	LOCHNER Johannes	4.78 (1)	<b>46.83</b> (1)	<b>98.30</b> (1)	<b>120.48</b> (1)	<b>132.64</b> (1)	54.68 (1)
			4.79 (=1)	<b>46.87</b> (1)	<b>97.66</b> (1)	<b>119.20</b> (1)	<b>130.05</b> (1)	55.22 (1)
			4.81 (=2)	46.48 (3)	98.14 (2)	<b>120.32</b> (1)	<b>132.15</b> (1)	54.89 (1)
			4.79 (1)	<b>46.80</b> (1)	<b>97.87</b> (1)	<b>120.00</b> (1)	<b>131.86</b> (1)	54.91 (1)
<b>Total: 3:39.70</b>								
2	GER	FRIEDRICH Francesco	4.79 (=2)	46.70 (2)	97.03 (=5)	119.44 (=4)	131.00 (=2)	55.16 (3)
			4.79 (=1)	46.80 (2)	96.98 (=2)	118.96 (4)	128.84 (5)	55.54 (2)
			4.81 (=2)	46.65 (2)	<b>98.19</b> (1)	119.76 (3)	131.48 (3)	55.01 (2)
			4.81 (=2)	46.64 (2)	96.46 (14)	119.04 (=7)	131.29 (2)	55.33 (2)
<b>Total: 3:41.04</b>								
3	GER	AMMOUR Adam	4.79 (=2)	46.58 (3)	97.61 (2)	119.84 (2)	131.00 (=2)	55.12 (2)
			4.79 (=1)	46.68 (3)	95.13 (20)	117.57 (17)	127.93 (=11)	56.02 (11)
			4.80 (1)	<b>46.69</b> (1)	97.77 (3)	119.92 (2)	131.57 (2)	55.03 (3)
			4.81 (=2)	46.55 (3)	97.45 (2)	119.44 (=4)	129.96 (8)	55.35 (4)
<b>Total: 3:41.52</b>								
4	USA	del DUCA Frankie	4.90(=10)	45.97 (10)	97.08 (4)	119.36 (6)	130.43 (4)	55.40 (4)
			4.88 (=8)	46.03 (=8)	96.20(=12)	118.42 (=9)	128.66 (6)	55.84 (6)
			4.88 (=7)	46.10 (8)	97.24 (5)	119.44 (=6)	130.24 (6)	55.38 (4)
			4.89 (=6)	45.85 (10)	97.40 (3)	119.60 (3)	130.62 (4)	55.34 (3)
<b>Total: 3:41.96</b>								
5	ROU	TENEA Mihai Cristian	4.95 (17)	45.53 (18)	96.41 (11)	118.96 (7)	130.05 (5)	55.73 (10)
			4.93(=15)	45.98(=12)	96.98 (=2)	119.12 (=2)	129.12 (4)	55.65 (3)
			4.96(=17)	45.73 (14)	97.08 (8)	119.60 (5)	130.81 (4)	55.46 (6)
			4.95(=11)	45.80(=11)	96.93 (=5)	119.68 (2)	130.34 (5)	55.53 (5)
<b>Total: 3:42.37</b>								
6	SUI	VOGT Michael	4.89 (9)	46.07 (7)	96.61 (9)	118.73(=10)	129.40(=10)	55.64 (7)
			4.88 (=8)	46.01 (10)	96.67 (5)	118.49 (8)	128.02 (10)	55.85 (7)
			4.88 (=7)	46.14 (=5)	97.19 (6)	118.89 (11)	129.96 (10)	55.47 (7)
			4.89 (=6)	46.08 (6)	96.82 (=7)	119.04 (=7)	129.49 (11)	55.64 (8)
<b>Total: 3:42.60</b>								
7	ITA	BAUMGARTNER Patrick	4.94 (16)	45.85 (13)	97.34 (3)	119.52 (3)	129.40(=10)	55.58 (6)
			4.93(=15)	46.03 (=8)	96.30(=10)	118.34 (11)	127.47(=13)	56.00 (10)
			4.94(=14)	45.81 (13)	97.13 (7)	119.36 (8)	130.05 (=8)	55.49 (8)
			4.95(=11)	45.80(=11)	97.34 (4)	119.20 (6)	129.68 (10)	55.60 (6)
<b>Total: 3:42.67</b>								
8	LAT	KALENDA Jekabs	4.85 (=6)	46.28 (=4)	96.30 (14)	118.81 (9)	129.40(=10)	55.68 (9)
			4.82 (4)	46.48 (4)	96.56 (6)	118.65 (=6)	128.20 (9)	55.75 (4)
			4.86 (6)	46.33 (4)	96.82 (9)	118.73(=12)	128.84(=15)	55.64 (10)
			4.85 (4)	46.29 (4)	96.93 (=5)	118.73(=11)	128.84(=14)	55.61 (7)
<b>Total: 3:42.68</b>								



**Speeds**  
Velocità / Vitesses

Rank	NOC Code	Pilot Name	Start Time	Speeds (km/h)				Finish Time
				S1	S2	S3	S4	
9	AUT	TREICHL Markus	4.90(=10)	45.89 (12)	96.35 (=12)	118.26(=13)	129.68 (=7)	55.89 (13)
			4.90 (13)	45.98 (=12)	96.72 (4)	118.89 (5)	129.31 (=2)	55.76 (5)
			4.92 (12)	45.88 (=10)	96.56 (=11)	119.44 (=6)	130.34 (5)	55.62 (9)
			4.90 (=9)	45.91 (9)	96.61 (=11)	118.65 (13)	129.77 (9)	55.74 (10)
<b>Total: 3:43.01</b>								
10	FRA	HEINRICH Romain	4.90(=10)	46.02 (=8)	96.05 (=17)	118.49 (12)	129.68 (=7)	55.75 (11)
			4.89(=11)	46.00 (11)	96.20(=12)	118.42 (=9)	128.47 (=7)	55.89 (=8)
			4.90 (11)	45.66 (16)	96.25 (18)	118.73(=12)	129.58 (11)	55.75 (12)
			4.89 (=6)	45.94 (8)	95.49(=18)	117.95 (17)	129.03 (13)	55.93 (13)
<b>Total: 3:43.32</b>								
10	NED	WESSELINK Dave	4.90(=10)	45.96 (11)	97.03 (=5)	118.26(=13)	128.20 (14)	55.83 (12)
			4.85 (6)	46.26 (5)	95.54 (18)	116.58 (22)	127.11(=17)	56.18 (17)
			4.88 (=7)	46.03 (9)	97.29 (4)	119.04 (10)	130.15 (7)	55.44 (5)
			4.87 (5)	46.15 (5)	95.49(=18)	117.72(=18)	129.40 (12)	55.87 (12)
<b>Total: 3:43.32</b>								
12	GBR	HALL Brad	4.85 (=6)	46.28 (=4)	96.67 (8)	118.89 (8)	128.93 (13)	55.65 (8)
			4.86 (7)	46.20 (6)	96.46 (=7)	118.65 (=6)	127.93(=11)	55.89 (=8)
			4.94(=14)	45.88(=10)	96.56(=11)	119.12 (9)	130.05 (=8)	55.72 (11)
			5.24 (20)	44.04 (20)	96.77 (9)	119.04 (=7)	130.05 (=6)	56.17 (18)
<b>Total: 3:43.43</b>								
13	KOR	KIM Jinsu	4.82 (4)	46.09 (6)	96.15 (16)	118.73(=10)	129.58 (9)	55.53 (5)
			4.84 (5)	45.89 (15)	94.98 (21)	117.34 (19)	127.20 (16)	56.16(=15)
			4.84 (=4)	46.13 (7)	95.49(=22)	117.95(=20)	128.29 (19)	55.90 (16)
			4.98(=16)	45.47 (15)	95.89 (16)	118.34 (14)	128.84(=14)	56.01 (15)
<b>Total: 3:43.60</b>								
14	SUI	FOLLADOR Cedric	4.96 (18)	45.55 (16)	95.84 (19)	117.95(=18)	127.84 (16)	56.17 (17)
			4.95 (19)	45.62 (19)	95.79 (17)	118.11 (13)	128.47 (=7)	56.09 (13)
			4.97 (19)	45.62 (17)	96.30(=15)	118.57 (14)	129.31 (14)	55.87 (14)
			4.95(=11)	45.59 (13)	96.82 (=7)	119.04 (=7)	130.05 (=6)	55.68 (9)
<b>Total: 3:43.81</b>								
15	SUI	ROHNER Timo	4.98(=19)	45.37 (20)	96.46 (10)	119.44 (=4)	129.96 (6)	55.95 (14)
			4.98(=20)	45.47 (22)	96.30(=10)	119.12 (=2)	129.31 (=2)	56.14 (14)
			4.96(=17)	45.51 (19)	96.51(=13)	119.68 (4)	128.84(=15)	55.89 (15)
			4.96(=14)	45.12 (18)	96.72 (10)	119.44 (=4)	130.71 (3)	55.84 (11)
<b>Total: 3:43.82</b>								
16	CHN	SUN Kaizhi	4.86 (8)	46.02 (=8)	96.05(=17)	117.95(=18)	127.56 (17)	56.15 (16)
			4.89(=11)	46.05 (7)	96.35 (9)	117.72 (16)	126.76(=20)	56.16(=15)
			4.88 (=7)	46.14 (=5)	96.51(=13)	118.26 (17)	128.66 (17)	55.83 (13)
			4.90 (=9)	45.98 (7)	95.84 (17)	117.49 (20)	128.29 (18)	56.03 (16)
<b>Total: 3:44.17</b>								
17	CHN	LI Chunjian	4.91 (15)	45.81 (14)	96.77 (7)	118.18(=15)	127.29 (18)	55.99 (15)
			4.91 (14)	45.87 (16)	96.05 (15)	117.41 (18)	126.58(=22)	56.30 (20)
			4.94(=14)	45.70 (15)	95.49(=22)	117.34 (23)	126.67 (25)	56.36 (23)
			4.96(=14)	45.55 (14)	96.61(=11)	118.18 (16)	128.66 (17)	55.94 (14)
<b>Total: 3:44.59</b>								



**Speeds**  
Velocità / Vitesses

Rank	NOC Code	Pilot Name	Start Time	Speeds (km/h)				Finish Time
				S1	S2	S3	S4	
18	CAN	AUSTIN Taylor	4.99(=21)	45.38 (19)	96.35 (=12)	117.49 (21)	127.02 (19)	56.18 (18)
			4.98(=20)	45.54 (20)	96.46 (=7)	118.03 (14)	127.47 (=13)	56.07 (12)
			5.02 (25)	45.20 (=23)	96.61 (10)	118.18(=18)	128.11(=20)	56.08 (19)
			5.03 (19)	44.60 (19)	96.56 (13)	118.26 (15)	126.84 (20)	56.27 (20)
<b>Total: 3:44.60</b>								
19	KOR	SUK Youngjin	4.98(=19)	45.20 (24)	96.20 (15)	118.18(=15)	126.22 (22)	56.27 (19)
			4.98(=20)	45.21 (24)	96.15 (14)	117.87 (15)	127.11(=17)	56.23 (18)
			4.98 (20)	45.28 (21)	96.30(=15)	118.34(=15)	128.57 (18)	56.03 (18)
			4.98(=16)	45.43 (16)	95.94 (15)	118.73(=11)	127.84 (19)	56.08 (17)
<b>Total: 3:44.61</b>								
20	LIE	KRANZ Martin	5.01(=24)	45.36 (21)	95.79 (20)	118.18(=15)	128.11 (15)	56.31 (20)
			5.01 (24)	45.36 (23)	95.89 (16)	118.26 (12)	127.47 (=13)	56.29 (19)
			5.01(=23)	45.26 (22)	96.15 (19)	118.18(=18)	129.40(=12)	56.09 (20)
			5.01 (18)	45.24 (17)	95.13 (20)	117.72(=18)	128.75 (16)	56.24 (19)
<b>Total: 3:44.93</b>								
21	AUT	MANDLBAUER Jakob	4.90(=10)	45.54 (17)	95.69 (21)	117.64 (20)	126.58 (20)	56.34 (21)
			4.94 (18)	45.68 (18)	94.14(=25)	116.65 (21)	126.93 (19)	56.67 (22)
			4.93 (13)	45.83 (12)	95.74 (21)	117.95(=20)	127.38 (22)	56.21 (21)
<b>Total: 2:49.22</b>								
22	JAM	PITTER Shane	5.00 (23)	45.35 (22)	94.73 (22)	116.73 (22)	126.49 (21)	56.68 (22)
			4.93(=15)	45.70 (17)	95.28 (19)	117.18 (20)	126.76(=20)	56.72 (23)
			4.99(=21)	45.40 (20)	96.30(=15)	118.34(=15)	129.40(=12)	55.97 (17)
<b>Total: 2:49.37</b>								
23	CAN	DEARBORN Jay	4.83 (5)	45.67 (15)	93.79 (24)	116.35 (23)	124.91 (25)	56.74 (23)
			4.88 (=8)	45.97 (14)	94.24 (23)	116.12(=24)	126.40 (24)	56.59 (21)
			4.84 (=4)	45.60 (18)	94.33(=24)	116.27(=24)	127.11 (23)	56.45 (24)
<b>Total: 2:49.78</b>								
24	BRA	BINDILATTI Edson Luques	4.99(=21)	45.29 (23)	93.55 (26)	115.60 (26)	126.05 (23)	56.95 (24)
			5.00 (23)	45.53 (21)	94.29 (22)	116.35 (23)	126.58(=22)	56.81 (24)
			4.99(=21)	45.20(=23)	95.89 (20)	117.87 (22)	128.11(=20)	56.22 (22)
<b>Total: 2:49.98</b>								
25	TTO	BROWN Axel	5.01(=24)	45.16 (25)	93.84 (23)	115.75 (25)	124.13 (26)	57.22 (25)
			5.03 (25)	45.15 (25)	94.14(=25)	116.12(=24)	125.96 (25)	56.97 (25)
			5.01(=23)	45.16 (25)	94.33(=24)	116.27(=24)	126.84 (24)	56.86 (25)
<b>Total: 2:51.05</b>								
26	ISR	EDELMAN Adam	5.12 (26)	44.70 (26)	93.75 (25)	115.90 (24)	125.26 (24)	57.38 (26)
			5.12 (26)	44.69 (26)	94.19 (24)	115.53 (26)	125.52 (26)	57.22 (26)
			5.14 (26)	44.49 (26)	93.31 (26)	115.16 (26)	124.48 (26)	57.64 (26)
<b>Total: 2:52.24</b>								

**Legend:**

= Equal sign indicates that two or more sleds share the same rank



## Competition Data

Dati relativi alla gara / Données de compétition

	Start Time	End Time
Heat 1	10:00	10:55
Heat 2	11:57	12:54
Heat 3	19:00	19:55
Heat 4	21:05	21:48

Participating Teams									
AUT (2)	BRA (1)	CAN (2)	CHN (2)	FRA (1)	GBR (1)	GER (3)	ISR (1)	ITA (1)	JAM (1)
KOR (2)	LAT (1)	LIE (1)	NED (1)	ROU (1)	SUI (3)	TTO (1)	USA (1)		

New Track Records				
NOC Code	Crew	Start Record	Track Record	Heat Number
GER	LOCHNER Johannes, FLEISCHHAUER Georg	4.78		1
GER	LOCHNER Johannes, FLEISCHHAUER Georg		54.68	1

Competition Conditions				
	Heat 1	Heat 2	Heat 3	Heat 4
Overall weather conditions	High clouds	High clouds	Clear	Clear
Air Temperature (°C/°F)	-3.8/25.1	2.0/35.6	1.3/34.3	-1.5/29.3
Ice Temperature (°C/°F)	-4.2/24.4	-3.1/26.4	-2.9/26.7	-3.2/26.2
Reference Runner (°C/°F)	1.7/35.0	2.0/35.6	2.6/36.6	-0.5/31.1

List of Officials			
IF Delegate	GUTS Gatis	Material Controller	LANGEN Christoph
IF Delegate	MATTLI Josias	Material Controller	KIRKIS Martins
Jury President	FISCHER Peter	Material Controller	LUBAS Pavel
Jury Member	OWENS Phillip	Race Director	MENARDI Diego
Jury Member	SCHNEIDERHEINZE Anja	Track Chief	REZZADORE Gianfranco
Jury Assistant	ITEN Pascal	Race Doctor	ROSI Paolo

Jury Decisions									
	Heat:	Start No.:	Sled:	Heat:	Start No.:	Sled:	Heat:	Start No.:	Sled:
Explanation	None								

Legend:  
No. Number



## Records

Record / Records

As of MON 16 FEB 2026

Prior to the Games					
Name	NOC Code	Start Record	Track Record	Date	Competition
AMMOUR Adam, SCHALLER Alexander	GER	4.80		22 NOV 2025	WC
LOCHNER Johannes, FLEISCHHAUER Georg	GER		55.50	22 NOV 2025	WC

During the Games					
Name	NOC Code	Start Record	Track Record	Date	Heat Number
LOCHNER Johannes, FLEISCHHAUER Georg	GER	4.78		16 FEB 2026	1
LOCHNER Johannes, FLEISCHHAUER Georg	GER		54.68	16 FEB 2026	1

**Note:**  
In the listing of team names, the pilot is always shown first.

**Legend:**  
WC World Cup



## Start List

Lista di partenza / Liste de départ

<b>START RECORD</b>	AMMOUR Adam, SCHALLER Alexander	GER	4.80	22 NOV 2025
<b>TRACK RECORD</b>	LOCHNER Johannes, FLEISCHHAUER Georg	GER	55.50	22 NOV 2025

Start Order	Start No.	NOC Code	Name	Remarks
1	1	GER	LOCHNER Johannes FLEISCHHAUER Georg	
2	2	GER	FRIEDRICH Francesco SCHULLER Alexander	
3	3	GER	AMMOUR Adam SCHALLER Alexander	
4	4	USA	del DUCA Frankie WILLIAMSON Joshua	
5	5	KOR	KIM Jinsu KIM Hyeonggeun	
6	6	SUI	VOGT Michael NDIAYE Amadou David	
7	7	GBR	HALL Brad LAWRENCE Taylor	
8	8	AUT	TREICHL Markus BERTSCHLER Daniel	
9	9	ITA	BAUMGARTNER Patrick MIRCEA Robert	
10	10	LAT	KALENDA Jekabs MIKNIS Matiss	
11	11	ROU	TENTEA Mihai Cristian IORDACHE George	
12	12	SUI	FOLLADOR Cedric ROLLI Luca	
13	13	FRA	HEINRICH Romain HAUTERVILLE Dorian	
14	14	CAN	DEARBORN Jay EVELYN Mike	
15	15	SUI	ROHNER Timo ANNEN Tim	
16	16	CHN	SUN Kaizhi AN Tai	
17	17	BRA	BINDILATTI Edson Luques BACCA GONCALVES Luis	
18	18	NED	WESSELINK Dave FRANJIC Jelen	
19	19	KOR	SUK Youngjin CHAE Byungdo	
20	20	JAM	PITTER Shane HARRIS Junior	



## Start List

Lista di partenza / Liste de départ

Start Order	Start No.	NOC Code	Name	Remarks
21	21	CHN	LI Chunjian YE Jielong	
22	22	LIE	KRANZ Martin TSCHOFEN David	
23	23	AUT	MANDLBAUER Jakob NICHOLS-BARDI Daiyehan	
24	24	TTO	BROWN Axel JOHN De Aundre	
25	25	ISR	EDELMAN Adam CHEN Menachem	
26	26	CAN	AUSTIN Taylor MURRAY-LAWRENCE Shaquille	

**Note:**

In the listing of team names, the pilot is always shown first.

**Legend:**

No. Number



## Start List

Lista di partenza / Liste de départ

<b>START RECORD</b>	LOCHNER Johannes, FLEISCHHAUER Georg	GER	4.78	16 FEB 2026
<b>TRACK RECORD</b>	LOCHNER Johannes, FLEISCHHAUER Georg	GER	54.68	16 FEB 2026

Start Order	Start No.	NOC Code	Name	Start Time	Time	Total Time	Time Behind	Remarks
1	24	TTO	BROWN Axel JOHN De Aundre	5.01	57.22	57.22	+2.54 (25)	
2	17	BRA	BINDILATTI Edson Luques BACCA GONCALVES Luis	4.99	56.95	56.95	+2.27 (24)	
3	14	CAN	DEARBORN Jay EVELYN Mike	4.83	56.74	56.74	+2.06 (23)	
4	20	JAM	PITTER Shane HARRIS Junior	5.00	56.68	56.68	+2.00 (22)	
5	23	AUT	MANDLBAUER Jakob NICHOLS-BARDI Daiyehan	4.90	56.34	56.34	+1.66 (21)	
6	22	LIE	KRANZ Martin TSCHOFEN David	5.01	56.31	56.31	+1.63 (20)	
7	19	KOR	SUK Youngjin CHAE Byungdo	4.98	56.27	56.27	+1.59 (19)	
8	26	CAN	AUSTIN Taylor MURRAY-LAWRENCE Shaquille	4.99	56.18	56.18	+1.50 (18)	
9	12	SUI	FOLLADOR Cedric ROLLI Luca	4.96	56.17	56.17	+1.49 (17)	
10	16	CHN	SUN Kaizhi AN Tai	4.86	56.15	56.15	+1.47 (16)	
11	21	CHN	LI Chunjian YE Jielong	4.91	55.99	55.99	+1.31 (15)	
12	15	SUI	ROHNER Timo ANNEN Tim	4.98	55.95	55.95	+1.27 (14)	
13	8	AUT	TREICHL Markus BERTSCHLER Daniel	4.90	55.89	55.89	+1.21 (13)	
14	18	NED	WESSELINK Dave FRANJIC Jelen	4.90	55.83	55.83	+1.15 (12)	
15	13	FRA	HEINRICH Romain HAUTERVILLE Dorian	4.90	55.75	55.75	+1.07 (11)	
16	11	ROU	TENTEA Mihai Cristian IORDACHE George	4.95	55.73	55.73	+1.05 (10)	
17	10	LAT	KALENDA Jekabs MIKNIS Matiss	4.85	55.68	55.68	+1.00 (9)	
18	7	GBR	HALL Brad LAWRENCE Taylor	4.85	55.65	55.65	+0.97 (8)	
19	6	SUI	VOGT Michael NDIAYE Amadou David	4.89	55.64	55.64	+0.96 (7)	
20	9	ITA	BAUMGARTNER Patrick MIRCEA Robert	4.94	55.58	55.58	+0.90 (6)	



## Start List

Lista di partenza / Liste de départ

Start Order	Start No.	NOC Code	Name	Start Time	Time	Total Time	Time Behind	Remarks
21	5	KOR	KIM Jinsu KIM Hyeonggeun	4.82	55.53	55.53	+0.85	(5)
22	4	USA	del DUCA Frankie WILLIAMSON Joshua	4.90	55.40	55.40	+0.72	(4)
23	2	GER	FRIEDRICH Francesco SCHULLER Alexander	4.79	55.16	55.16	+0.48	(3)
24	3	GER	AMMOUR Adam SCHALLER Alexander	4.79	55.12	55.12	+0.44	(2)
25	1	GER	LOCHNER Johannes FLEISCHHAUER Georg	4.78	54.68	54.68		(1)
26	25	ISR	EDELMAN Adam CHEN Menachem	5.12	57.38	57.38	+2.70	(26)

**Note:**

In the listing of team names, the pilot is always shown first.

**Legend:**

No. Number



Start List

Lista di partenza / Liste de départ

REVISED  
17 FEB 18:22

<b>START RECORD</b>	LOCHNER Johannes, FLEISCHHAUER Georg	GER	4.78	16 FEB 2026
<b>TRACK RECORD</b>	LOCHNER Johannes, FLEISCHHAUER Georg	GER	54.68	16 FEB 2026

Start Order	Start No.	NOC Code	Name	Start Time	Time	Total Time	Time Behind	Remarks
1	1	GER	LOCHNER Johannes	4.78	54.68	1:49.90		(1)
			FLEISCHHAUER Georg	4.79	55.22			
2	2	GER	FRIEDRICH Francesco	4.79	55.16	1:50.70	+0.80	(2)
			SCHULLER Alexander	4.79	55.54			
3	3	GER	AMMOUR Adam	4.79	55.12	1:51.14	+1.24	(3)
			SCHALLER Alexander	4.79	56.02			
4	4	USA	del DUCA Frankie	4.90	55.40	1:51.24	+1.34	(4)
			WILLIAMSON Joshua	4.88	55.84			
5	11	ROU	TENTEA Mihai Cristian	4.95	55.73	1:51.38	+1.48	(5)
			IORDACHE George	4.93	55.65			
6	10	LAT	KALENDA Jekabs	4.85	55.68	1:51.43	+1.53	(6)
			MIKNIS Matiss	4.82	55.75			
7	6	SUI	VOGT Michael	4.89	55.64	1:51.49	+1.59	(7)
			NDIAYE Amadou David	4.88	55.85			
8	7	GBR	HALL Brad	4.85	55.65	1:51.54	+1.64	(8)
			GREENWOOD Leon	4.86	55.89			
			LAWRENCE Taylor (R)					
9	9	ITA	BAUMGARTNER Patrick	4.94	55.58	1:51.58	+1.68	(9)
			MIRCEA Robert	4.93	56.00			
10	13	FRA	HEINRICH Romain	4.90	55.75	1:51.64	+1.74	(10)
			HAUTERVILLE Dorian	4.89	55.89			
11	8	AUT	TREICHL Markus	4.90	55.89	1:51.65	+1.75	(11)
			BERTSCHLER Daniel	4.90	55.76			
12	5	KOR	KIM Jinsu	4.82	55.53	1:51.69	+1.79	(12)
			KIM Hyeonggeun	4.84	56.16			
13	18	NED	WESSELINK Dave	4.90	55.83	1:52.01	+2.11	(13)
			FRANJIC Jelen	4.85	56.18			
14	15	SUI	ROHNER Timo	4.98	55.95	1:52.09	+2.19	(14)
			ANNEN Tim	4.98	56.14			
15	26	CAN	AUSTIN Taylor	4.99	56.18	1:52.25	+2.35	(15)
			MURRAY-LAWRENCE Shaquille	4.98	56.07			
16	12	SUI	FOLLADOR Cedric	4.96	56.17	1:52.26	+2.36	(16)
			ROLLI Luca	4.95	56.09			
17	21	CHN	LI Chunjian	4.91	55.99	1:52.29	+2.39	(17)
			YE Jielong	4.91	56.30			
18	16	CHN	SUN Kaizhi	4.86	56.15	1:52.31	+2.41	(18)
			AN Tai	4.89	56.16			
19	19	KOR	SUK Youngjin	4.98	56.27	1:52.50	+2.60	(19)
			CHAE Byungdo	4.98	56.23			
20	22	LIE	KRANZ Martin	5.01	56.31	1:52.60	+2.70	(20)
			TSCHOFEN David	5.01	56.29			



**Start List**

Lista di partenza / Liste de départ

**REVISED**  
17 FEB 18:22

Start Order	Start No.	NOC Code	Name	Start Time	Time	Total Time	Time Behind	Remarks
21	23	AUT	MANDLBAUER Jakob	4.90	56.34	1:53.01	+3.11	(21)
			NICHOLS-BARDI Daiyehan	4.94	56.67			
22	14	CAN	DEARBORN Jay	4.83	56.74	1:53.33	+3.43	(22)
			EVELYN Mike	4.88	56.59			
23	20	JAM	PITTER Shane	5.00	56.68	1:53.40	+3.50	(23)
			HARRIS Junior	4.93	56.72			
24	17	BRA	BINDILATTI Edson Luques	4.99	56.95	1:53.76	+3.86	(24)
			BACCA GONCALVES Luis	5.00	56.81			
25	24	TTO	BROWN Axel	5.01	57.22	1:54.19	+4.29	(25)
			JOHN De Aundre	5.03	56.97			
26	25	ISR	EDELMAN Adam	5.12	57.38	1:54.60	+4.70	(26)
			CHEN Menachem	5.12	57.22			

**Note:**

In the listing of team names, the pilot is always shown first.

**Legend:**

(R) Replaced

No. Number

**REVISED**

Team GBR (HALL Brad) - LAWRENCE Taylor replaced by GREENWOOD Leon



## Start List

Lista di partenza / Liste de départ

<b>START RECORD</b>	LOCHNER Johannes, FLEISCHHAUER Georg	GER	4.78	16 FEB 2026
<b>TRACK RECORD</b>	LOCHNER Johannes, FLEISCHHAUER Georg	GER	54.68	16 FEB 2026

Start Order	Start No.	NOC Code	Name	Start Time	Time	Total Time	Time Behind	Remarks
1	22	LIE	KRANZ Martin	5.01	56.31	2:48.69	+3.90 (20)	
			TSCHOFEN David	5.01	56.29			
				5.01	56.09			
2	21	CHN	LI Chunjian	4.91	55.99	2:48.65	+3.86 (19)	
			YE Jielong	4.91	56.30			
				4.94	56.36			
3	19	KOR	SUK Youngjin	4.98	56.27	2:48.53	+3.74 (18)	
			CHAE Byungdo	4.98	56.23			
				4.98	56.03			
4	26	CAN	AUSTIN Taylor	4.99	56.18	2:48.33	+3.54 (17)	
			MURRAY-LAWRENCE Shaquille	4.98	56.07			
				5.02	56.08			
5	16	CHN	SUN Kaizhi	4.86	56.15	2:48.14	+3.35 (16)	
			AN Tai	4.89	56.16			
				4.88	55.83			
6	12	SUI	FOLLADOR Cedric	4.96	56.17	2:48.13	+3.34 (15)	
			ROLLI Luca	4.95	56.09			
				4.97	55.87			
7	15	SUI	ROHNER Timo	4.98	55.95	2:47.98	+3.19 (14)	
			ANNEN Tim	4.98	56.14			
				4.96	55.89			
8	5	KOR	KIM Jinsu	4.82	55.53	2:47.59	+2.80 (13)	
			KIM Hyeonggeun	4.84	56.16			
				4.84	55.90			
9	18	NED	WESSELINK Dave	4.90	55.83	2:47.45	+2.66 (12)	
			FRANJIC Jelen	4.85	56.18			
				4.88	55.44			
10	13	FRA	HEINRICH Romain	4.90	55.75	2:47.39	+2.60 (11)	
			HAUTERVILLE Dorian	4.89	55.89			
				4.90	55.75			
11	8	AUT	TREICHL Markus	4.90	55.89	2:47.27	+2.48 (10)	
			BERTSCHLER Daniel	4.90	55.76			
				4.92	55.62			
12	7	GBR	HALL Brad	4.85	55.65	2:47.26	+2.47 (9)	
			GREENWOOD Leon	4.86	55.89			
			LAWRENCE Taylor (R)	4.94	55.72			
13	10	LAT	KALENDA Jekabs	4.85	55.68	2:47.07	+2.28 (=7)	
			MIKNIS Matiss	4.82	55.75			
				4.86	55.64			
14	9	ITA	BAUMGARTNER Patrick	4.94	55.58	2:47.07	+2.28 (=7)	
			MIRCEA Robert	4.93	56.00			
				4.94	55.49			



## Start List

Lista di partenza / Liste de départ

Start Order	Start No.	NOC Code	Name	Start Time	Time	Total Time	Time Behind	Remarks
15	6	SUI	VOGT Michael	4.89	55.64	2:46.96	+2.17	(6)
			NDIAYE Amadou David	4.88	55.85			
				4.88	55.47			
16	11	ROU	TENTEA Mihai Cristian	4.95	55.73	2:46.84	+2.05	(5)
			IODACHE George	4.93	55.65			
				4.96	55.46			
17	4	USA	del DUCA Frankie	4.90	55.40	2:46.62	+1.83	(4)
			WILLIAMSON Joshua	4.88	55.84			
				4.88	55.38			
18	3	GER	AMMOUR Adam	4.79	55.12	2:46.17	+1.38	(3)
			SCHALLER Alexander	4.79	56.02			
				4.80	55.03			
19	2	GER	FRIEDRICH Francesco	4.79	55.16	2:45.71	+0.92	(2)
			SCHULLER Alexander	4.79	55.54			
				4.81	55.01			
20	1	GER	LOCHNER Johannes	4.78	54.68	2:44.79		(1)
			FLEISCHHAUER Georg	4.79	55.22			
				4.81	54.89			

**Note:**

In the listing of team names, the pilot is always shown first.

**Legend:**

(R) Replaced = Equal sign indicates that two or more sleds share the same rank No. Number



**Results**  
Risultati / Résultats

Start Order	Start No.	NOC Code	Pilot Name	Start Time	Int. 1	Int. 2	Int. 3	Int. 4	Finish Time	Time Behind	Top Speed (km/h)
1	1	FRA	HEINRICH Romain						DNS		
									DNS		
2	2	GER	LOCHNER Johannes	4.96 (=3)	17.05 (=2)	26.35 (2)	35.97 (2)	45.10 (=3)	55.14 (=3)	+0.20	134.68
				4.97 (4)	17.14 (6)	26.52 (=6)	36.19 (8)	45.35 (6)	55.43 (5)	+0.19	134.62
3	3	GER	FRIEDRICH Francesco	5.03 (7)	17.20 (7)	26.50 (=5)	36.08 (5)	45.18 (5)	55.19 (5)	+0.25	135.34
				4.99 (6)	17.18 (7)	26.52 (=6)	36.16 (=5)	45.36 (7)	55.58 (7)	+0.34	133.88
4	4	GER	AMMOUR Adam	5.18 (21)	17.44 (18)	26.83 (18)	36.48 (18)	45.60 (=16)	55.64 (12)	+0.70	135.20
				5.20 (=21)	17.51 (22)	26.89 (21)	36.50 (20)	45.64 (18)	55.71 (=13)	+0.47	
5	5	ROU	TENTEA Mihai Cristian	5.13 (18)	17.41 (17)	26.76 (=16)	36.34 (10)	45.41 (7)	55.43 (8)	+0.49	135.27
				5.11 (=18)	17.39 (20)	26.79 (=18)	36.43 (17)	45.58 (16)	55.71 (=13)	+0.47	134.58
6	6	SUI	VOGT Michael	4.99 (5)	17.11 (4)	26.42 (3)	35.99 (3)	45.04 (2)	55.10 (2)	+0.16	136.07
				5.00 (7)	17.12 (=4)	26.48 (=2)	36.10 (3)	45.22 (3)	55.31 (3)	+0.07	133.91
7	7	SUI	FOLLADOR Cedric	5.02 (6)	17.18 (=5)	26.50 (=5)	36.02 (4)	45.10 (=3)	55.14 (=3)	+0.20	135.30
				5.04 (=10)	17.23 (10)	26.57 (=8)	36.16 (=5)	45.27 (4)	55.39 (4)	+0.15	135.09
8	8	SUI	ROHNER Timo	5.06 (=9)	17.26 (8)	26.66 (=7)	36.29 (7)	45.46 (10)	55.63 (11)	+0.69	
				5.07 (=14)	17.25 (=12)	26.66 (=14)	36.35 (=15)	45.52 (=13)	55.67 (11)	+0.43	134.76
9	9	ISR	EDELMAN Adam	5.42 (26)	17.87 (26)	27.43 (26)	37.26 (=25)	46.56 (25)	56.93 (25)	+1.99	132.38
				5.25 (26)	17.59 (25)	27.15 (26)	37.00 (26)	46.33 (26)	56.70 (26)	+1.46	132.04
10	10	GBR	HALL Brad	5.25 (22)	17.54 (21)	26.89 (19)	36.49 (19)	45.61 (18)	55.70 (14)	+0.76	
				5.22 (25)	17.55 (24)	26.92 (=22)	36.55 (22)	45.73 (=20)	55.88 (18)	+0.64	133.91
11	11	AUT	TREICHL Markus	4.94 (=1)	17.05 (=2)	26.43 (4)	36.09 (6)	45.23 (6)	55.31 (6)	+0.37	
				4.98 (5)	17.12 (=4)	26.48 (=2)	36.08 (2)	45.17 (2)	55.24 (=1)	0.00	
12	12	AUT	MANDLBAUER Jakob	5.08 (12)	17.28 (=9)	26.70 (=11)	36.35 (11)	45.43 (9)	55.42 (7)	+0.48	
				5.05 (=12)	17.25 (=12)	26.64 (=11)	36.29 (10)	45.41 (10)	55.52 (6)	+0.28	
13	13	NED	WESSELINK Dave	5.27 (23)	17.57 (22)	26.97 (21)	36.64 (=20)	45.85 (21)	56.16 (21)	+1.22	
				5.20 (=21)	17.48 (21)	26.92 (=22)	36.61 (23)	45.80 (23)	56.05 (20)	+0.81	132.13
14	14	CHN	SUN Kaizhi	5.10 (14)	17.30 (=12)	26.71 (=13)	36.37 (=14)	45.55 (14)	55.75 (16)	+0.81	132.79
				5.04 (=10)	17.21 (9)	26.57 (=8)	36.21 (9)	45.39 (9)	55.59 (8)	+0.35	133.03
15	15	CHN	LI Chunjian	5.17 (20)	17.51 (20)	26.96 (20)	36.64 (=20)	45.79 (20)	55.93 (19)	+0.99	
				5.12 (20)	17.36 (19)	26.76 (17)	36.44 (18)	45.66 (19)	55.96 (19)	+0.72	
16	16	ITA	BAUMGARTNER Patrick	4.96 (=3)	17.02 (1)	26.32 (1)	35.85 (1)	44.91 (1)	54.94 (1)	0.00	
				4.96 (=2)	17.08 (1)	26.41 (1)	35.99 (1)	45.11 (1)	55.24 (=1)	0.00	
17	17	KOR	KIM Jinsu	5.07 (11)	17.30 (=12)	26.68 (10)	36.30 (=8)	45.42 (8)	55.53 (9)	+0.59	134.75
				5.03 (9)	17.26 (14)	26.65 (13)	36.34 (14)	45.52 (=13)	55.71 (=13)	+0.47	133.54
18	18	KOR	SUK Youngjin	5.29 (24)	17.70 (24)	27.17 (23)	36.91 (22)	46.11 (22)	56.29 (22)	+1.35	133.78
				5.21 (24)	17.60 (26)	27.06 (25)	36.81 (24)	46.05 (24)	56.31 (24)	+1.07	133.24
19	19	JAM	PITTER Shane	5.09 (13)	17.59 (23)	27.18 (24)	36.98 (23)	46.22 (23)	56.51 (23)	+1.57	134.26
				5.05 (=12)	17.32 (=16)	26.80 (20)	36.54 (21)	45.75 (22)	56.08 (23)	+0.84	135.18
20	20	LIE	KRANZ Martin	5.12 (17)	17.34 (15)	26.72 (15)	36.36 (=12)	45.49 (11)	55.59 (10)	+0.65	133.13
				5.11 (=18)	17.35 (18)	26.79 (=18)	36.49 (19)	45.73 (=20)	56.07 (22)	+0.83	131.78
21	21	CAN	AUSTIN Taylor	5.06 (=9)	17.29 (11)	26.67 (9)	36.30 (=8)	45.50 (12)	55.74 (15)	+0.80	133.27
				4.96 (=2)	17.09 (2)	26.48 (=2)	36.18 (7)	45.38 (8)	55.61 (=9)	+0.37	133.63
22	22	CAN	DEARBORN Jay	5.15 (19)	17.47 (19)	27.08 (22)	37.01 (24)	46.41 (24)	56.90 (24)	+1.96	130.69
				5.01 (8)	17.20 (8)	26.61 (10)	36.35 (=15)	45.63 (17)	56.06 (21)	+0.82	132.30
23	23	TTO	BROWN Axel	5.36 (25)	17.80 (25)	27.39 (25)	37.26 (=25)	46.63 (26)	57.12 (26)	+2.18	131.85
				5.20 (=21)	17.52 (23)	27.04 (24)	36.87 (25)	46.21 (25)	56.67 (25)	+1.43	132.41
24	24	USA	del DUCA Frankie	5.11 (=15)	17.31 (14)	26.70 (=11)	36.36 (=12)	45.52 (13)	55.65 (13)	+0.71	133.64
				5.08 (=16)	17.24 (11)	26.64 (=11)	36.32 (=12)	45.48 (11)	55.68 (12)	+0.44	133.94



**Results**  
Risultati / Résultats

Start Order	Start No.	NOC Code	Pilot Name	Start Time	Int. 1	Int. 2	Int. 3	Int. 4	Finish Time	Time Behind	Top Speed (km/h)
25	25	USA	HORN Kristopher	4.94 (=1)	17.18 (=5)	26.66 (=7)	36.37 (=14)	45.58 (15)	<b>55.87</b> (17)	+0.93	132.79
				4.93 (1)	17.11 (3)	26.49 (5)	36.12 (4)	45.28 (5)	<b>55.61</b> (=9)	+0.37	133.28
26	26	LAT	KALENDA Jekabs	5.05 (8)	17.28 (=9)	26.71 (=13)	36.43 (17)	45.70 (19)	<b>55.97</b> (20)	+1.03	
				5.07 (=14)	17.32 (=16)	26.68 (16)	36.31 (11)	45.49 (12)	<b>55.71</b> (=13)	+0.47	
27	27	BRA	BINDILATTI EL	5.11 (=15)	17.38 (16)	26.76 (=16)	36.39 (16)	45.60 (=16)	<b>55.88</b> (18)	+0.94	133.25
				5.08 (=16)	17.28 (15)	26.66 (=14)	36.32 (=12)	45.54 (15)	<b>55.81</b> (17)	+0.57	132.97

**Note:**  
Top speed is measured by sensors at any point along the track.

**Legend:**  
= Equal sign indicates that two or more sleds share the same rank      **DNS** Did Not Start      **Int.** Intermediate time  
**No.** Number



## Performance Analysis

Analisi delle prestazioni / Analyse des performances

Start Order	Start No.	NOC Code	Pilot Name	Start Time	S-1	1-2	2-3	3-4	4-F	Finish Time	Time Behind	Top Speed (km/h)
1	1	FRA	HEINRICH Romain							DNS		
2	2	GER	LOCHNER Johannes	4.96	(=3) 12.09	(2) 9.30	(=1) 9.62	(=7) 9.13	(=10) 10.04	(=5) 55.14	(=3) +0.20	134.68
				4.97	(4) 12.17	(=6) 9.38	(=9) 9.67	(14) 9.16	(=8) 10.08	(3) 55.43	(5) +0.19	134.62
3	3	GER	FRIEDRICH F	5.03	(7) 12.17	(6) 9.30	(=1) 9.58	(=4) 9.10	(6) 10.01	(2) 55.19	(5) +0.25	135.34
				4.99	(6) 12.19	(=10) 9.34	(=2) 9.64	(=9) 9.20	(=17) 10.22	(=14) 55.58	(7) +0.34	133.88
4	4	GER	AMMOUR Adam	5.18	(21) 12.26	(16) 9.39	(=13) 9.65	(=13) 9.12	(=7) 10.04	(=5) 55.64	(12) +0.70	135.20
				5.20	(=21) 12.31	(22) 9.38	(=9) 9.61	(4) 9.14	(6) 10.07	(=1) 55.71	(=13) +0.47	
5	5	ROU	TENEA MC	5.13	(18) 12.28	(18) 9.35	(=6) 9.58	(=4) 9.07	(3) 10.02	(3) 55.43	(8) +0.49	135.27
				5.11	(=18) 12.28	(=20) 9.40	(=16) 9.64	(=9) 9.15	(7) 10.13	(=7) 55.71	(=13) +0.47	134.58
6	6	SUI	VOGT Michael	4.99	(5) 12.12	(4) 9.31	(4) 9.57	(3) 9.05	(1) 10.06	(8) 55.10	(2) +0.16	136.07
				5.00	(7) 12.12	(=1) 9.36	(=4) 9.62	(5) 9.12	(=3) 10.09	(4) 55.31	(3) +0.07	133.91
7	7	SUI	FOLLADOR Cedric	5.02	(6) 12.16	(5) 9.32	(5) 9.52	(1) 9.08	(=4) 10.04	(=5) 55.14	(=3) +0.20	135.30
				5.04	(=10) 12.19	(=10) 9.34	(=2) 9.59	(2) 9.11	(2) 10.12	(6) 55.39	(4) +0.15	135.09
8	8	SUI	ROHNER Timo	5.06	(=9) 12.20	(=7) 9.40	(=15) 9.63	(=9) 9.17	(15) 10.17	(15) 55.63	(11) +0.69	
				5.07	(=14) 12.18	(=8) 9.41	(=19) 9.69	(=17) 9.17	(11) 10.15	(=9) 55.67	(11) +0.43	134.76
9	9	ISR	EDELMAN Adam	5.42	(26) 12.45	(25) 9.56	(23) 9.83	(24) 9.30	(24) 10.37	(24) 56.93	(25) +1.99	132.38
				5.25	(26) 12.34	(25) 9.56	(26) 9.85	(26) 9.33	(25) 10.37	(24) 56.70	(26) +1.46	132.04
10	10	GBR	HALL Brad	5.25	(22) 12.29	(19) 9.35	(=6) 9.60	(6) 9.12	(=7) 10.09	(10) 55.70	(14) +0.76	
				5.22	(25) 12.33	(24) 9.37	(8) 9.63	(=6) 9.18	(=12) 10.15	(=9) 55.88	(18) +0.64	133.91
11	11	AUT	TREICHL Markus	4.94	(=1) 12.11	(3) 9.38	(=8) 9.66	(=15) 9.14	(12) 10.08	(9) 55.31	(6) +0.37	
				4.98	(5) 12.14	(4) 9.36	(=4) 9.60	(3) 9.09	(1) 10.07	(=1) 55.24	(=1) 0.00	
12	12	AUT	MANDLBAUER Jakob	5.08	(12) 12.20	(=7) 9.42	(18) 9.65	(=13) 9.08	(=4) 9.99	(1) 55.42	(7) +0.48	
				5.05	(=12) 12.20	(=13) 9.39	(=13) 9.65	(12) 9.12	(=3) 10.11	(5) 55.52	(6) +0.28	
13	13	NED	WESSELINK Dave	5.27	(23) 12.30	(20) 9.40	(=15) 9.67	(18) 9.21	(=19) 10.31	(23) 56.16	(21) +1.22	
				5.20	(=21) 12.28	(=20) 9.44	(=21) 9.69	(=17) 9.19	(16) 10.25	(17) 56.05	(20) +0.81	132.13
14	14	CHN	SUN Kaizhi	5.10	(14) 12.20	(=7) 9.41	(17) 9.66	(=15) 9.18	(16) 10.20	(17) 55.75	(16) +0.81	132.79
				5.04	(=10) 12.17	(=6) 9.36	(=4) 9.64	(=9) 9.18	(=12) 10.20	(=12) 55.59	(8) +0.35	133.03
15	15	CHN	LI Chunjian	5.17	(20) 12.34	(22) 9.45	(20) 9.68	(19) 9.15	(13) 10.14	(14) 55.93	(19) +0.99	
				5.12	(20) 12.24	(=16) 9.40	(=16) 9.68	(=15) 9.22	(=20) 10.30	(20) 55.96	(19) +0.72	
16	16	ITA	BAUMGARTNER P	4.96	(=3) 12.06	(1) 9.30	(=1) 9.53	(2) 9.06	(2) 10.03	(4) 54.94	(1) 0.00	
				4.96	(=2) 12.12	(=1) 9.33	(1) 9.58	(1) 9.12	(=3) 10.13	(=7) 55.24	(=1) 0.00	
17	17	KOR	KIM Jinsu	5.07	(11) 12.23	(=12) 9.38	(=8) 9.62	(=7) 9.12	(=7) 10.11	(12) 55.53	(9) +0.59	134.75
				5.03	(9) 12.23	(15) 9.39	(=13) 9.69	(=17) 9.18	(=12) 10.19	(11) 55.71	(=13) +0.47	133.54
18	18	KOR	SUK Youngjin	5.29	(24) 12.41	(23) 9.47	(21) 9.74	(22) 9.20	(=17) 10.18	(16) 56.29	(22) +1.35	133.78
				5.21	(24) 12.39	(26) 9.46	(23) 9.75	(24) 9.24	(=22) 10.26	(18) 56.31	(24) +1.07	133.24
19	19	JAM	PITTER Shane	5.09	(13) 12.50	(26) 9.59	(=24) 9.80	(23) 9.24	(22) 10.29	(=21) 56.51	(23) +1.57	134.26
				5.05	(=12) 12.27	(19) 9.48	(24) 9.74	(=22) 9.21	(19) 10.33	(=21) 56.08	(23) +0.84	135.18
20	20	LIE	KRANZ Martin	5.12	(17) 12.22	(11) 9.38	(=8) 9.64	(12) 9.13	(=10) 10.10	(11) 55.59	(10) +0.65	133.13
				5.11	(=18) 12.24	(=16) 9.44	(=21) 9.70	(=20) 9.24	(=22) 10.34	(23) 56.07	(22) +0.83	131.78
21	21	CAN	AUSTIN Taylor	5.06	(=9) 12.23	(=12) 9.38	(=8) 9.63	(=9) 9.20	(=17) 10.24	(18) 55.74	(15) +0.80	133.27
				4.96	(=2) 12.13	(3) 9.39	(=13) 9.70	(=20) 9.20	(=17) 10.23	(16) 55.61	(=9) +0.37	133.63
22	22	CAN	DEARBORN Jay	5.15	(19) 12.32	(21) 9.61	(26) 9.93	(26) 9.40	(26) 10.49	(=25) 56.90	(24) +1.96	130.69
				5.01	(8) 12.19	(=10) 9.41	(=19) 9.74	(=22) 9.28	(24) 10.43	(25) 56.06	(21) +0.82	132.30
23	23	TTO	BROWN Axel	5.36	(25) 12.44	(24) 9.59	(=24) 9.87	(25) 9.37	(25) 10.49	(=25) 57.12	(26) +2.18	131.85
				5.20	(=21) 12.32	(23) 9.52	(25) 9.83	(25) 9.34	(26) 10.46	(26) 56.67	(25) +1.43	132.41
24	24	USA	del DUCA Frankie	5.11	(=15) 12.20	(=7) 9.39	(=13) 9.66	(=15) 9.16	(14) 10.13	(13) 55.65	(13) +0.71	133.64
				5.08	(=16) 12.16	(5) 9.40	(=16) 9.68	(=15) 9.16	(=8) 10.20	(=12) 55.68	(12) +0.44	133.94



## Performance Analysis

Analisi delle prestazioni / Analyse des performances

Start Order	Start No.	NOC Code	Pilot Name	Start Time	S-1	1-2	2-3	3-4	4-F	Finish Time	Time Behind	Top Speed (km/h)
25	25	USA	HORN Kristopher	4.94 (=1)	12.24 (15)	9.48 (22)	9.71 (20)	9.21 (=19)	10.29 (=21)	<b>55.87</b> (17)	+0.93	132.79
				4.93 (1)	12.18 (=8)	9.38 (=9)	9.63 (=6)	9.16 (=8)	10.33 (=21)	<b>55.61</b> (=9)	+0.37	133.28
26	26	LAT	KALENDA Jekabs	5.05 (8)	12.23 (=12)	9.43 (19)	9.72 (21)	9.27 (23)	10.27 (19)	<b>55.97</b> (20)	+1.03	
				5.07 (=14)	12.25 (18)	9.36 (=4)	9.63 (=6)	9.18 (=12)	10.22 (=14)	<b>55.71</b> (=13)	+0.47	
27	27	BRA	BINDILATTI EL	5.11 (=15)	12.27 (17)	9.38 (=8)	9.63 (=9)	9.21 (=19)	10.28 (20)	<b>55.88</b> (18)	+0.94	133.25
				5.08 (=16)	12.20 (=13)	9.38 (=9)	9.66 (13)	9.22 (=20)	10.27 (19)	<b>55.81</b> (17)	+0.57	132.97

**Note:**

Top speed is measured by sensors along the track.

**Legend:**

= Equal sign indicates that two or more sleds share the same rank  
**1-2** 1st to 2nd intermediate point  
**2-3** 2nd to 3rd intermediate point  
**3-4** 3rd to 4th intermediate point  
**4-F** 4th intermediate point to finish  
**DNS** Did Not Start  
**No.** Number  
**S-1** Start to 1st intermediate point

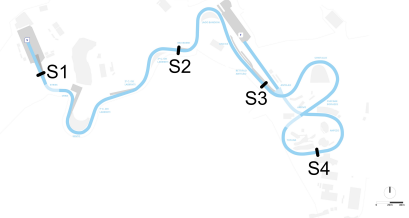


## Speeds

Velocità / Vitesses

### Measurement Points:

50m (S1)
After curve 6 (S2)
Before curve 10 (S3)
Between curve 14 & 15 (S4)



Start Order	NOC Code	Pilot Name	Start Time	Speeds (km/h)				Finish Time
				S1	S2	S3	S4	
1	FRA	HEINRICH Romain						DNS
2	GER	LOCHNER Johannes	4.96 (=3)	45.29 (3)	97.87 (4)	120.24 (6)	132.35 (=3)	55.14 (=3)
3	GER	FRIEDRICH Francesco	5.03 (7)	44.79 (6)	97.93 (3)	120.40 (5)	132.45 (2)	55.19 (5)
4	GER	AMMOUR Adam	5.18 (21)	44.22 (=19)	96.98 (16)	120.08 (=8)	132.06 (=6)	55.64 (12)
5	ROU	TENEA Mihai Cristian	5.13 (18)	44.22 (=19)	97.66 (6)	120.48 (4)	132.35 (=3)	55.43 (8)
6	SUI	VOGT Michael	4.99 (5)	45.13 (4)	97.71 (5)	120.64 (3)	131.77 (8)	55.10 (2)
7	SUI	FOLLADOR Cedric	5.02 (6)	44.73 (7)	<b>98.19</b> (1)	<b>121.37</b> (1)	132.06 (=6)	55.14 (=3)
8	SUI	ROHNER Timo	5.04 (=10)	44.58 (17)	97.82 (2)	120.32 (=1)	131.19 (7)	55.39 (4)
9	ISR	EDELMAN Adam	5.06 (=9)	44.69 (8)	97.08 (=12)	119.60 (=13)	130.90 (15)	55.63 (11)
10	GBR	HALL Brad	5.07 (=14)	44.82 (12)	96.87 (=17)	119.20 (15)	130.71 (=9)	55.67 (11)
11	AUT	TREICHL Markus	5.42 (26)	43.31 (24)	94.98 (24)	117.64 (24)	128.84 (24)	56.93 (25)
12	AUT	MANDLBAUER Jakob	5.25 (26)	44.00 (23)	94.98 (26)	116.88 (26)	128.66 (24)	56.70 (26)
13	NED	WESSELINK Dave	5.22 (25)	43.49 (26)	97.56 (=6)	119.76 (=7)	130.71 (=9)	55.88 (18)
14	CHN	SUN Kaizhi	4.94 (=1)	45.53 (2)	97.03 (=14)	119.76 (=11)	131.67 (9)	55.31 (6)
15	CHN	LI Chunjian	4.98 (5)	45.34 (3)	97.71 (3)	120.24 (3)	<b>131.86</b> (1)	55.24 (=1)
16	ITA	BAUMGARTNER Patrick	5.08 (12)	44.48 (15)	96.77 (18)	120.08 (=8)	<b>132.74</b> (1)	55.42 (7)
17	KOR	KIM Jinsu	5.05 (=12)	44.78 (=13)	97.24 (12)	119.92 (=5)	131.48 (5)	55.52 (6)
18	KOR	SUK Youngjin	5.27 (23)	44.07 (22)	97.13 (=10)	118.89 (20)	129.58 (20)	56.16 (21)
19	JAM	PITTER Shane	5.20 (=21)	44.31 (21)	96.72 (21)	118.96 (=17)	130.05 (=15)	56.05 (20)
20	LIE	KRANZ Martin	5.10 (14)	44.64 (9)	97.08 (=12)	119.04 (=18)	130.34 (17)	55.75 (16)
21	CAN	AUSTIN Taylor	5.04 (=10)	45.07 (7)	97.56 (=6)	119.52 (12)	130.34 (13)	55.59 (8)
			5.17 (20)	44.38 (18)	96.46 (20)	119.20 (16)	131.19 (13)	55.93 (19)
			5.12 (20)	44.72 (15)	96.87 (=17)	118.73 (=20)	129.31 (=20)	55.96 (19)
			4.96 (=3)	<b>45.56</b> (1)	98.14 (2)	120.88 (2)	132.35 (=3)	54.94 (1)
			4.96 (=2)	<b>45.51</b> (1)	<b>97.87</b> (1)	120.32 (=1)	131.29 (6)	55.24 (=1)
			5.07 (11)	44.54 (=13)	97.24 (9)	119.92 (10)	131.57 (10)	55.53 (9)
			5.03 (9)	44.60 (16)	96.82 (20)	119.04 (16)	130.71 (=9)	55.71 (=13)
			5.29 (24)	43.03 (26)	96.41 (21)	118.81 (21)	130.71 (16)	56.29 (22)
			5.21 (24)	43.68 (25)	96.41 (23)	118.42 (23)	129.77 (18)	56.31 (24)
			5.09 (13)	44.62 (10)	95.28 (23)	118.03 (23)	129.40 (22)	56.51 (23)
			5.05 (=12)	44.83 (11)	96.00 (24)	118.89 (19)	129.12 (22)	56.08 (23)
			5.12 (17)	44.60 (11)	97.03 (=14)	119.76 (=11)	131.48 (=11)	55.59 (10)
			5.11 (=18)	44.41 (18)	96.51 (22)	118.65 (22)	128.75 (23)	56.07 (22)
			5.06 (=9)	44.45 (16)	97.13 (=10)	119.60 (=13)	130.05 (18)	55.74 (15)
			4.96 (=2)	45.39 (2)	97.03 (=15)	118.73 (=20)	130.05 (=15)	55.61 (=9)



**Speeds**  
Velocità / Vitesses

Start Order	NOC Code	Pilot Name	Start Time	Speeds (km/h)				Finish Time
				S1	S2	S3	S4	
22	CAN	DEARBORN Jay	5.15 (19)	44.13 (21)	94.53 (26)	116.20 (26)	127.38 (=25)	<b>56.90</b> (24)
			5.01 (8)	44.93 (9)	97.03 (=15)	118.11 (24)	127.75 (25)	<b>56.06</b> (21)
23	TTO	BROWN Axel	5.36 (25)	43.29 (25)	94.83 (25)	117.26 (25)	127.38 (=25)	<b>57.12</b> (26)
			5.20 (=21)	44.19 (22)	95.74 (25)	117.64 (25)	127.56 (26)	<b>56.67</b> (25)
24	USA	del DUCA Frankie	5.11 (=15)	44.55 (12)	96.93 (17)	119.36 (15)	131.09 (14)	<b>55.65</b> (13)
			5.08 (=16)	44.97 (8)	96.87 (=17)	119.36 (14)	130.43 (12)	<b>55.68</b> (12)
25	USA	HORN Kristopher	4.94 (=1)	44.94 (5)	96.00 (22)	119.12 (17)	129.49 (21)	<b>55.87</b> (17)
			4.93 (1)	45.20 (6)	97.61 (=4)	119.60 (11)	129.31 (=20)	<b>55.61</b> (=9)
26	LAT	KALENDA Jekabs	5.05 (8)	44.54 (=13)	96.61 (19)	118.65 (22)	129.68 (19)	<b>55.97</b> (20)
			5.07 (=14)	44.34 (=19)	97.50 (9)	119.68 (=9)	130.15 (14)	<b>55.71</b> (=13)
27	BRA	BINDILATTI Edson Luques	5.11 (=15)	44.40 (17)	97.40 (8)	119.04(=18)	129.21 (23)	<b>55.88</b> (18)
			5.08 (=16)	44.78 (=13)	97.08 (14)	118.96(=17)	129.68 (19)	<b>55.81</b> (17)

**Legend:**

= Equal sign indicates that two or more sleds share the same rank

**DNS** Did Not Start



Results  
Risultati / Résultats

Start Order	Start No.	NOC Code	Pilot Name	Start Time	Int. 1	Int. 2	Int. 3	Int. 4	Finish Time	Time Behind	Top Speed (km/h)
1	27	BRA	BINDILATTI Edson Luque	5.03 (19)	17.21 (18)	26.62 (19)	36.28 (=20)	45.47 (22)	55.71 (23)	+1.00	133.86
				5.02 (17)	17.24 (17)	26.62 (16)	36.22 (15)	45.37 (=15)	55.53 (15)	+0.42	133.18
2	26	LAT	KALENDA Jakabs	4.98 (=15)	17.12 (13)	26.42 (9)	35.96 (9)	45.02 (8)	55.00 (=7)	+0.29	134.84
				4.99 (=13)	17.23 (=15)	26.59 (13)	36.21 (14)	45.33 (12)	55.43 (11)	+0.32	133.31
3	24	USA	del DUCA Frankie	4.96 (=10)	17.05 (=5)	26.32 (=3)	35.81 (1)	44.82 (1)	54.71 (1)	0.00	136.12
				4.97 (=9)	17.13 (=7)	26.45 (=5)	36.06 (5)	45.17 (=4)	55.24 (5)	+0.13	134.49
4	25	USA	HORN Kristopher	4.89 (=1)	17.07 (=8)	26.43 (10)	35.99 (10)	45.03 (9)	55.00 (=7)	+0.29	135.58
				4.88 (1)	17.01 (2)	26.45 (=5)	36.11 (9)	45.28 (11)	55.47 (12)	+0.36	133.77
5	23	TTO	BROWN Axel	5.25 (27)	17.57 (27)	27.22 (27)	37.15 (27)	46.48 (27)	56.85 (27)	+2.14	132.96
				5.04 (=18)	17.36 (=23)	26.82 (24)	36.61 (25)	45.90 (26)	56.24 (=26)	+1.13	133.50
6	21	CAN	AUSTIN Taylor	4.97 (=12)	17.13 (14)	26.47 (11)	36.04 (11)	45.10 (10)	55.08 (10)	+0.37	134.78
				4.92 (=2)	17.03 (3)	26.39 (3)	36.01 (3)	45.19 (=7)	55.40 (10)	+0.29	133.22
7	22	CAN	DEARBORN Jay	4.95 (9)	17.09 (=11)	26.58 (17)	36.33 (=22)	45.54 (24)	55.91 (24)	+1.20	133.68
				5.13 (26)	17.40 (25)	26.83 (25)	36.58 (24)	45.87 (25)	56.24 (=26)	+1.13	131.84
8	20	LIE	KRANZ Martin	5.07 (=22)	17.26 (20)	26.64 (=20)	36.22 (=16)	45.33 (17)	55.41 (18)	+0.70	133.34
				5.08 (24)	17.28 (=20)	26.66 (=17)	36.24 (16)	45.35 (13)	55.49 (13)	+0.38	133.56
9	19	JAM	PITTER Shane	4.94 (8)	17.14 (15)	26.59 (18)	36.28 (=20)	45.46 (21)	55.66 (22)	+0.95	135.52
				4.94 (=4)	17.14 (=9)	26.61 (15)	36.30 (19)	45.45 (19)	55.64 (=21)	+0.53	135.41
10	17	KOR	KIM Jinsu	4.89 (=1)	16.94 (1)	26.29 (1)	35.86 (2)	44.92 (=4)	54.92 (5)	+0.21	135.02
				4.94 (=4)	17.07 (=5)	26.47 (8)	36.13 (11)	45.27 (10)	55.39 (9)	+0.28	134.25
11	18	KOR	SUK Youngjin	5.10 (25)	17.45 (26)	26.91 (26)	36.62 (26)	45.80 (26)	55.92 (25)	+1.21	134.26
				5.11 (25)	17.45 (26)	26.91 (26)	36.65 (26)	45.85 (24)	56.03 (24)	+0.92	133.98
12	16	ITA	BAUMGARTNER Patrick	4.98 (=15)	17.07 (=8)	26.38 (=7)	35.89 (=4)	44.91 (3)	54.84 (3)	+0.13	136.43
				5.00 (15)	17.16 (=12)	26.51 (10)	36.08 (6)	45.13 (3)	55.11 (1)	0.00	134.69
13	14	CHN	SUN Kaizhi	4.93 (=5)	17.06 (7)	26.52 (13)	36.22 (=16)	45.44 (20)	55.60 (20)	+0.89	132.61
				5.01 (16)	17.21 (14)	26.66 (=17)	36.36 (=20)	45.54 (=21)	55.68 (23)	+0.57	132.86
14	15	CHN	LI Chunjian	4.97 (=12)	17.09 (=11)	26.50 (12)	36.11 (12)	45.24 (13)	55.36 (17)	+0.65	133.13
				4.99 (=13)	17.13 (=7)	26.52 (11)	36.19 (=12)	45.37 (=15)	55.59 (=16)	+0.48	132.27
15	13	NED	WESSELINK Dave	4.97 (=12)	17.05 (=5)	26.36 (6)	35.95 (8)	45.11 (11)	55.25 (12)	+0.54	133.38
				4.92 (=2)	17.00 (1)	26.33 (1)	35.94 (1)	45.04 (1)	55.15 (=2)	+0.04	134.22
16	11	AUT	TREICHL Markus	4.91 (4)	17.01 (3)	26.35 (5)	35.89 (=4)	44.92 (=4)	54.87 (4)	+0.16	135.89
				4.96 (=7)	17.16 (=12)	26.53 (12)	36.10 (=7)	45.17 (=4)	55.28 (7)	+0.17	134.73
17	12	AUT	MANDLBAUER Jakob	4.99 (17)	17.18 (=16)	26.57 (16)	36.18 (15)	45.26 (14)	55.30 (15)	+0.59	135.05
				4.98 (=11)	17.26 (19)	26.68 (20)	36.29 (=17)	45.40 (17)	55.52 (14)	+0.41	135.01
18	10	GBR	HALL Brad	4.96 (=10)	17.08 (10)	26.38 (=7)	35.90 (=6)	44.98 (6)	54.97 (6)	+0.26	134.83
				4.98 (=11)	17.14 (=9)	26.46 (7)	36.04 (4)	45.19 (=7)	55.26 (6)	+0.15	133.89
19	9	ISR	EDELMAN Adam	5.15 (26)	17.42 (25)	26.89 (25)	36.59 (25)	45.77 (25)	56.03 (26)	+1.32	134.39
				5.18 (27)	17.50 (27)	26.96 (27)	36.67 (27)	45.93 (27)	56.18 (25)	+1.07	132.89
20	6	SUI	VOGT Michael	4.93 (=5)	17.02 (4)	26.32 (=3)	35.87 (3)	44.89 (2)	54.82 (2)	+0.11	136.70
				4.96 (=7)	17.07 (=5)	26.43 (4)	36.12 (10)	45.36 (14)	55.62 (=18)	+0.51	133.26
21	7	SUI	FOLLADOR Cedric	5.04 (=20)	17.22 (19)	26.56 (15)	36.12 (13)	45.20 (12)	55.19 (11)	+0.48	135.73
				5.05 (=20)	17.23 (=15)	26.60 (14)	36.19 (=12)	45.25 (9)	55.32 (8)	+0.21	136.20
22	8	SUI	ROHNER Timo	5.02 (18)	17.18 (=16)	26.55 (14)	36.15 (14)	45.29 (15)	55.35 (16)	+0.64	135.18
				5.05 (=20)	17.25 (18)	26.66 (=17)	36.29 (=17)	45.44 (18)	55.59 (=16)	+0.48	135.11
23	5	ROU	TENEA Mihai Cristian	5.07 (=22)	17.32 (23)	26.72 (23)	36.33 (=22)	45.40 (19)	55.42 (19)	+0.71	135.08
				5.07 (=22)	17.36 (=23)	26.79 (23)	36.44 (23)	45.55 (23)	55.62 (=18)	+0.51	134.03
24	2	GER	LOCHNER Johannes	4.93 (=5)	17.30 (22)	26.70 (22)	36.26 (19)	45.34 (18)	55.28 (=13)	+0.57	135.67
				4.97 (=9)	17.14 (=9)	26.49 (9)	36.10 (=7)	45.17 (=4)	55.15 (=2)	+0.04	135.54



**Results**  
Risultati / Résultats

Start Order	Start No.	NOC Code	Pilot Name	Start Time		Int. 1		Int. 2		Int. 3		Int. 4		Finish Time		Time Behind	Top Speed (km/h)
25	3	GER	FRIEDRICH Francesco	4.90	(3)	16.97	(2)	26.30	(2)	35.90	(=6)	45.00	(7)	<b>55.01</b>	(9)	+0.30	135.65
				4.95	(6)	17.05	(4)	26.37	(2)	35.99	(2)	45.10	(2)	<b>55.15</b>	(=2)	+0.04	135.51
26	4	GER	AMMOUR Adam	5.04	(=20)	17.27	(21)	26.64	(=20)	36.25	(18)	45.31	(16)	<b>55.28</b>	(=13)	+0.57	136.24
				5.07	(=22)	17.29	(22)	26.69	(=21)	36.36	(=20)	45.54	(=21)	<b>55.63</b>	(20)	+0.52	134.48
27	1	FRA	HEINRICH Romain	5.09	(24)	17.37	(24)	26.75	(24)	36.35	(24)	45.51	(23)	<b>55.61</b>	(21)	+0.90	132.81
				5.04	(=18)	17.28	(=20)	26.69	(=21)	36.38	(22)	45.53	(20)	<b>55.64</b>	(=21)	+0.53	133.15

**Note:**  
Top speed is measured by sensors at any point along the track.

**Legend:**  
= Equal sign indicates that two or more sleds share the same rank      **Int.** Intermediate time      **No.** Number



## Performance Analysis

Analisi delle prestazioni / Analyse des performances

Start Order	Start No.	NOC Code	Pilot Name	Start Time	S-1	1-2	2-3	3-4	4-F	Finish Time	Time Behind	Top Speed (km/h)
1	27	BRA	BINDILATTI Edson Luque	5.03 (19)	12.18 (=15)	9.41 (=20)	9.66 (21)	9.19 (24)	10.24 (24)	55.71 (23)	+1.00	133.86
				5.02 (17)	12.22 (=18)	9.38 (=12)	9.60 (6)	9.15 (=13)	10.16 (18)	55.53 (15)	+0.42	133.18
2	26	LAT	KALENDA Jekabs	4.98 (=15)	12.14 (=11)	9.30 (=2)	9.54 (=4)	9.06 (=6)	9.98 (=8)	55.00 (=7)	+0.29	134.84
				4.99 (=13)	12.24 (=20)	9.36 (=7)	9.62 (=11)	9.12 (11)	10.10 (9)	55.43 (11)	+0.32	133.31
3	24	USA	del DUCA Frankie	4.96 (=10)	12.09 (=4)	9.27 (1)	9.49 (1)	9.01 (1)	9.89 (1)	54.71 (1)	0.00	136.12
				4.97 (=9)	12.16 (=8)	9.32 (=1)	9.61 (=7)	9.11 (=6)	10.07 (=4)	55.24 (5)	+0.13	134.49
4	25	USA	HORN Kristopher	4.89 (=1)	12.18 (=15)	9.36 (12)	9.56 (=7)	9.04 (5)	9.97 (=6)	55.00 (=7)	+0.29	135.58
				4.88 (1)	12.13 (=5)	9.44 (22)	9.66 (=16)	9.17 (18)	10.19 (=20)	55.47 (12)	+0.36	133.77
5	23	TTO	BROWN Axel	5.25 (27)	12.32 (25)	9.65 (27)	9.93 (27)	9.33 (27)	10.37 (=26)	56.85 (27)	+2.14	132.96
				5.04 (=18)	12.32 (=25)	9.46 (=24)	9.79 (27)	9.29 (=26)	10.34 (26)	56.24 (=26)	+1.13	133.50
6	21	CAN	AUSTIN Taylor	4.97 (=12)	12.16 (=13)	9.34 (=8)	9.57 (=10)	9.06 (=6)	9.98 (=8)	55.08 (10)	+0.37	134.78
				4.92 (=2)	12.11 (=3)	9.36 (=7)	9.62 (=11)	9.18 (=19)	10.21 (22)	55.40 (10)	+0.29	133.22
7	22	CAN	DEARBORN Jay	4.95 (9)	12.14 (=11)	9.49 (26)	9.75 (26)	9.21 (25)	10.37 (=26)	55.91 (24)	+1.20	133.68
				5.13 (26)	12.27 (22)	9.43 (=20)	9.75 (26)	9.29 (=26)	10.37 (27)	56.24 (=26)	+1.13	131.84
8	20	LIE	KRANZ Martin	5.07 (=22)	12.19 (=18)	9.38 (=15)	9.58 (12)	9.11 (16)	10.08 (17)	55.41 (18)	+0.70	133.34
				5.08 (24)	12.20 (=13)	9.38 (=12)	9.58 (=3)	9.11 (=6)	10.14 (=15)	55.49 (13)	+0.38	133.56
9	19	JAM	PITTER Shane	4.94 (8)	12.20 (20)	9.45 (22)	9.69 (22)	9.18 (=21)	10.20 (23)	55.66 (22)	+0.95	135.52
				4.94 (=4)	12.20 (=13)	9.47 (27)	9.69 (=20)	9.15 (=13)	10.19 (=20)	55.64 (=21)	+0.53	135.41
10	17	KOR	KIM Jinsu	4.89 (=1)	12.05 (1)	9.35 (11)	9.57 (=10)	9.06 (=6)	10.00 (12)	54.92 (5)	+0.21	135.02
				4.94 (=4)	12.13 (=5)	9.40 (=15)	9.66 (=16)	9.14 (12)	10.12 (=13)	55.39 (9)	+0.28	134.25
11	18	KOR	SUK Youngjin	5.10 (25)	12.35 (26)	9.46 (=23)	9.71 (25)	9.18 (=21)	10.12 (=19)	55.92 (25)	+1.21	134.26
				5.11 (25)	12.34 (27)	9.46 (=24)	9.74 (25)	9.20 (23)	10.18 (19)	56.03 (24)	+0.92	133.98
12	16	ITA	BAUMGARTNER Patrick	4.98 (=15)	12.09 (=4)	9.31 (=5)	9.51 (2)	9.02 (=2)	9.93 (=2)	54.84 (3)	+0.13	136.43
				5.00 (15)	12.16 (=8)	9.35 (=5)	9.57 (=1)	9.05 (1)	9.98 (=1)	55.11 (1)	0.00	134.69
13	14	CHN	SUN Kaizhi	4.93 (=5)	12.13 (10)	9.46 (=23)	9.70 (=23)	9.22 (26)	10.16 (22)	55.60 (20)	+0.89	132.61
				5.01 (16)	12.20 (=13)	9.45 (23)	9.70 (23)	9.18 (=19)	10.14 (=15)	55.68 (23)	+0.57	132.86
14	15	CHN	LI Chunjian	4.97 (=12)	12.12 (=8)	9.41 (=20)	9.61 (=17)	9.13 (17)	10.12 (=19)	55.36 (17)	+0.65	133.13
				4.99 (=13)	12.14 (7)	9.39 (14)	9.67 (=18)	9.18 (=19)	10.22 (23)	55.59 (=16)	+0.48	132.27
15	13	NED	WESSELINK Dave	4.97 (=12)	12.08 (3)	9.31 (=5)	9.59 (13)	9.16 (=19)	10.14 (21)	55.25 (12)	+0.54	133.38
				4.92 (=2)	12.08 (1)	9.33 (4)	9.61 (=7)	9.10 (5)	10.11 (=10)	55.15 (=2)	+0.04	134.22
16	11	AUT	TREICHL Markus	4.91 (4)	12.10 (7)	9.34 (=8)	9.54 (=4)	9.03 (4)	9.95 (5)	54.87 (4)	+0.16	135.89
				4.96 (=7)	12.20 (=13)	9.37 (=10)	9.57 (=1)	9.07 (=3)	10.11 (=10)	55.28 (7)	+0.17	134.73
17	12	AUT	MANDLBAUER Jakob	4.99 (17)	12.19 (=18)	9.39 (17)	9.61 (=17)	9.08 (=11)	10.04 (15)	55.30 (15)	+0.59	135.05
				4.98 (=11)	12.28 (23)	9.42 (19)	9.61 (=7)	9.11 (=6)	10.12 (=13)	55.52 (14)	+0.41	135.01
18	10	GBR	HALL Brad	4.96 (=10)	12.12 (=8)	9.30 (=2)	9.52 (3)	9.08 (=11)	9.99 (=10)	54.97 (6)	+0.26	134.83
				4.98 (=11)	12.16 (=8)	9.32 (=1)	9.58 (=3)	9.15 (=13)	10.07 (=4)	55.26 (6)	+0.15	133.89
19	9	ISR	EDELMAN Adam	5.15 (26)	12.27 (23)	9.47 (25)	9.70 (=23)	9.18 (=21)	10.26 (25)	56.03 (26)	+1.32	134.39
				5.18 (27)	12.32 (=25)	9.46 (=24)	9.71 (24)	9.26 (25)	10.25 (24)	56.18 (25)	+1.07	132.89
20	6	SUI	VOGT Michael	4.93 (=5)	12.09 (=4)	9.30 (=2)	9.55 (6)	9.02 (=2)	9.93 (=2)	54.82 (2)	+0.11	136.70
				4.96 (=7)	12.11 (=3)	9.36 (=7)	9.69 (=20)	9.24 (24)	10.26 (25)	55.62 (=18)	+0.51	133.26
21	7	SUI	FOLLADOR Cedric	5.04 (=20)	12.18 (=15)	9.34 (=8)	9.56 (=7)	9.08 (=11)	9.99 (=10)	55.19 (11)	+0.48	135.73
				5.05 (=20)	12.18 (12)	9.37 (=10)	9.59 (5)	9.06 (2)	10.07 (=4)	55.32 (8)	+0.21	136.20
22	8	SUI	ROHNER Timo	5.02 (18)	12.16 (=13)	9.37 (=13)	9.60 (=14)	9.14 (18)	10.06 (16)	55.35 (16)	+0.64	135.18
				5.05 (=20)	12.20 (=13)	9.41 (=17)	9.63 (14)	9.15 (=13)	10.15 (17)	55.59 (=16)	+0.48	135.11
23	5	ROU	TENEA Mihai Cristian	5.07 (=22)	12.25 (22)	9.40 (=18)	9.61 (=17)	9.07 (10)	10.02 (14)	55.42 (19)	+0.71	135.08
				5.07 (=22)	12.29 (24)	9.43 (=20)	9.65 (15)	9.11 (=6)	10.07 (=4)	55.62 (=18)	+0.51	134.03
24	2	GER	LOCHNER Johannes	4.93 (=5)	12.37 (27)	9.40 (=18)	9.56 (=7)	9.08 (=11)	9.94 (4)	55.28 (=13)	+0.57	135.67
				4.97 (=9)	12.17 (11)	9.35 (=5)	9.61 (=7)	9.07 (=3)	9.98 (=1)	55.15 (=2)	+0.04	135.54



## Performance Analysis

Analisi delle prestazioni / Analyse des performances

Start Order	Start No.	NOC Code	Pilot Name	Start Time	S-1	1-2	2-3	3-4	4-F	Finish Time	Time Behind	Top Speed (km/h)
25	3	GER	FRIEDRICH Francesco	4.90	(3) 12.07	(2) 9.33	(7) 9.60 (=14)	9.10 (15)	10.01 (13)	<b>55.01</b>	(9) +0.30	135.65
				4.95	(6) 12.10	(2) 9.32 (=1)	9.62 (=11)	9.11 (=6)	10.05 (3)	<b>55.15</b>	(=2) +0.04	135.51
26	4	GER	AMMOUR Adam	5.04	(=20) 12.23	(21) 9.37 (=13)	9.61 (=17)	9.06 (=6)	9.97 (=6)	<b>55.28</b>	(=13) +0.57	136.24
				5.07	(=22) 12.22	(=18) 9.40 (=15)	9.67 (=18)	9.18 (=19)	10.09 (8)	<b>55.63</b>	(20) +0.52	134.48
27	1	FRA	HEINRICH Romain	5.09	(24) 12.28	(24) 9.38 (=15)	9.60 (=14)	9.16 (=19)	10.10 (18)	<b>55.61</b>	(21) +0.90	132.81
				5.04	(=18) 12.24	(=20) 9.41 (=17)	9.69 (=20)	9.15 (=13)	10.11 (=10)	<b>55.64</b>	(=21) +0.53	133.15

**Note:**

Top speed is measured by sensors along the track.

**Legend:**

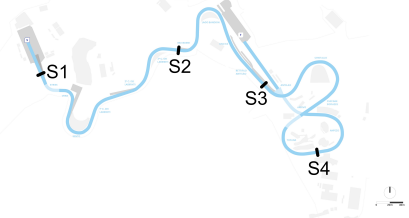
= Equal sign indicates that two or more sleds share the same rank  
**1-2** 1st to 2nd intermediate point  
**2-3** 2nd to 3rd intermediate point  
**3-4** 3rd to 4th intermediate point  
**4-F** 4th intermediate point to finish  
**No.** Number  
**S-1** Start to 1st intermediate point



**Speeds**  
Velocità / Vitesses

Measurement Points:

50m (S1)
After curve 6 (S2)
Before curve 10 (S3)
Between curve 14 & 15 (S4)



Start Order	NOC Code	Pilot Name	Start Time	Speeds (km/h)				Finish Time
				S1	S2	S3	S4	
1	BRA	BINDILATTI Edson Luques	5.03 (19)	45.04 (20)	96.98 (21)	118.73(23)	130.15 (24)	55.71 (23)
			5.02 (17)	45.10 (15)	97.45 (11)	119.68 (=13)	131.00 (=16)	55.53 (15)
2	LAT	KALENDA Jekabs	4.98 (=15)	45.31 (=14)	98.36 (=2)	120.88 (=4)	132.64 (=11)	55.00 (=7)
			4.99 (=13)	45.28 (=11)	97.71 (6)	119.60 (=15)	131.38 (=10)	55.43 (11)
3	USA	del DUCA Frankie	4.96 (=10)	45.36 (=12)	<b>98.68</b> (1)	121.04 (=2)	<b>133.92</b> (1)	54.71 (1)
			4.97 (=9)	44.96 (17)	<b>98.14</b> (1)	119.84 (11)	131.67 (8)	55.24 (5)
4	USA	HORN Kristopher	4.89 (=1)	45.36 (=12)	97.82 (10)	120.64 (=7)	133.03 (6)	55.00 (=7)
			4.88 (1)	45.59 (4)	96.87 (20)	119.68 (=13)	130.52 (=20)	55.47 (12)
5	TTO	BROWN Axel	5.25 (27)	43.91 (26)	94.14 (27)	117.11(27)	128.29 (=26)	56.85 (27)
			5.04 (=18)	44.25 (26)	96.72 (=22)	117.72(27)	128.47 (27)	56.24(=26)
6	CAN	AUSTIN Taylor	4.97 (=12)	45.53 (=7)	97.87 (=8)	120.56 (=9)	132.74 (=9)	55.08 (10)
			4.92 (=2)	45.73 (2)	97.40 (12)	119.44 (=19)	130.34 (=22)	55.40 (10)
7	CAN	DEARBORN Jay	4.95 (9)	45.45 (=9)	95.84 (26)	118.65(=24)	128.29 (=26)	55.91 (24)
			5.13 (26)	44.65 (22)	96.77 (21)	118.18(26)	128.84 (26)	56.24(=26)
8	LIE	KRANZ Martin	5.07 (=22)	44.68 (22)	97.50 (15)	120.48 (=11)	131.57 (18)	55.41 (18)
			5.08 (24)	44.80 (19)	97.61 (8)	120.48 (=4)	131.00 (=16)	55.49 (13)
9	JAM	PITTER Shane	4.94 (8)	45.69 (4)	96.72 (22)	119.20(=21)	130.24 (23)	55.66 (22)
			4.94 (=4)	45.55 (=5)	96.41 (26)	119.44(=19)	130.71 (19)	55.64(=21)
10	KOR	KIM Jinsu	4.89 (=1)	<b>45.85</b> (1)	97.56 (14)	120.64 (=7)	132.93 (=7)	54.92 (5)
			4.94 (=4)	45.50 (8)	96.98 (=16)	119.52(18)	131.38 (=10)	55.39 (9)
11	KOR	SUK Youngjin	5.10 (25)	43.81 (27)	96.46 (24)	119.20(=21)	131.29 (=19)	55.92 (25)
			5.11 (25)	44.18 (27)	96.46 (25)	118.57(24)	130.52 (=20)	56.03 (24)
12	ITA	BAUMGARTNER Patrick	4.98 (=15)	45.20 (17)	98.36(=2)	<b>121.29</b> (1)	133.33 (4)	54.84 (3)
			5.00 (15)	45.28(=11)	97.82(=4)	<b>120.72</b> (1)	132.84 (2)	55.11 (1)
13	CHN	SUN Kaizhi	4.93 (=5)	45.45 (=9)	96.67 (23)	118.65(=24)	130.81 (22)	55.60 (20)
			5.01 (16)	45.09 (16)	96.61 (24)	119.04(=21)	131.38 (=10)	55.68 (23)
14	CHN	LI Chunjian	4.97 (=12)	45.31 (=14)	97.08 (20)	119.68(19)	131.19 (21)	55.36 (17)
			4.99 (=13)	45.16 (13)	97.03 (15)	119.04(=21)	130.34 (=22)	55.59(=16)
15	NED	WESSELINK Dave	4.97 (=12)	45.53 (=7)	97.98 (6)	119.60(20)	131.67 (17)	55.25 (12)
			4.92 (=2)	<b>45.87</b> (1)	97.66 (7)	120.08(=6)	131.86(=5)	55.15(=2)
16	AUT	TREICHL Markus	4.91 (4)	45.73 (3)	97.93 (7)	121.04(=2)	133.53 (2)	54.87 (4)
			4.96 (=7)	45.55(=5)	97.82(=4)	120.56(=2)	131.29(15)	55.28 (7)
17	AUT	MANDLBAUER Jakob	4.99 (17)	45.13 (18)	97.40(=17)	120.16 (14)	132.15 (15)	55.30 (15)
			4.98 (=11)	45.14 (14)	97.24 (13)	120.08(=6)	131.48 (9)	55.52 (14)
18	GBR	HALL Brad	4.96 (=10)	45.38 (11)	98.36(=2)	120.88(=4)	132.74(=9)	54.97 (6)
			4.98 (=11)	45.29 (10)	98.03(=2)	120.00 (8)	131.86(=5)	55.26 (6)
19	ISR	EDELMAN Adam	5.15 (26)	44.46 (24)	96.25 (25)	118.42(26)	129.49 (25)	56.03 (26)
			5.18 (27)	44.34 (25)	96.15 (27)	118.26(25)	129.40 (25)	56.18 (25)
20	SUI	VOGT Michael	4.93 (=5)	45.58 (6)	98.25 (5)	120.80 (6)	133.43 (3)	54.82 (2)
			4.96 (=7)	45.65 (3)	97.08 (14)	118.96(23)	129.58 (24)	55.62(=18)
21	SUI	FOLLADOR Cedric	5.04 (=20)	44.83 (21)	97.87(=8)	120.56(=9)	132.64(=11)	55.19 (11)
			5.05 (=20)	44.78 (20)	97.56(=9)	120.56(=2)	131.77 (7)	55.32 (8)



**Speeds**  
Velocità / Vitesses

Start Order	NOC Code	Pilot Name	Start Time	Speeds (km/h)				Finish Time
				S1	S2	S3	S4	
22	SUI	ROHNER Timo	5.02 (18)	45.26 (16)	97.45 (16)	120.00 (=16)	131.86 (16)	<b>55.35</b> (16)
			5.05 (=20)	44.85 (18)	96.98 (=16)	119.76(12)	130.81 (18)	<b>55.59</b> (=16)
23	ROU	TENEA Mihai Cristian	5.07 (=22)	44.60 (23)	97.29 (19)	120.08 (15)	132.54 (13)	<b>55.42</b> (19)
			5.07 (=22)	44.56 (23)	96.93 (19)	119.92(=9)	131.96 (4)	<b>55.62</b> (=18)
24	GER	LOCHNER Johannes	4.93 (=5)	45.65 (5)	97.71 (=12)	120.40 (13)	133.13 (5)	<b>55.28</b> (=13)
			4.97 (=9)	45.37 (9)	97.56 (=9)	120.48 (=4)	<b>133.03</b> (1)	<b>55.15</b> (=2)
25	GER	FRIEDRICH Francesco	4.90 (3)	45.76 (2)	97.71 (=12)	120.00 (=16)	132.35 (14)	<b>55.01</b> (9)
			4.95 (6)	45.53 (7)	98.03 (=2)	119.92(=9)	132.06 (3)	<b>55.15</b> (=2)
26	GER	AMMOUR Adam	5.04 (=20)	45.07 (19)	97.40 (=17)	120.48 (=11)	132.93 (=7)	<b>55.28</b> (=13)
			5.07 (=22)	44.76 (21)	96.98 (=16)	119.60(=15)	131.38 (=10)	<b>55.63</b> (20)
27	FRA	HEINRICH Romain	5.09 (24)	44.29 (25)	97.77 (11)	120.00 (=16)	131.29 (=19)	<b>55.61</b> (21)
			5.04 (=18)	44.51 (24)	96.72 (=22)	119.60(=15)	131.38 (=10)	<b>55.64</b> (=21)

**Legend:**

= Equal sign indicates that two or more sleds share the same rank



**Results**  
Risultati / Résultats

Start Order	Start No.	NOC Code	Pilot Name	Start Time	Int. 1	Int. 2	Int. 3	Int. 4	Finish Time	Time Behind	Top Speed (km/h)
1	2	GER	LOCHNER Johannes						DNS		
									DNS		
2	3	GER	FRIEDRICH Francesco						DNS		
									DNS		
3	4	GER	AMMOUR Adam						DNS		
									DNS		
4	10	GBR	HALL Brad	5.22 (15)	17.53 (15)	26.89 (14)	36.49 (13)	45.58 (9)	55.71 (7)	+0.47	134.34
				5.20 (7)	17.52 (=5)	26.92 (4)	36.57 (4)	45.78 (4)	56.03 (3)	+0.47	132.74
5	11	AUT	TREICHL Markus						DNS		
									DNS		
6	16	ITA	BAUMGARTNER Patrick						DNS		
									DNS		
7	6	SUI	VOGT Michael	5.05 (7)	17.25 (6)	26.59 (=3)	36.16 (2)	45.21 (2)	55.25 (2)	+0.01	135.24
				5.05 (2)	17.27 (3)	26.65 (1)	36.26 (1)	45.41 (1)	55.56 (1)	0.00	134.76
8	7	SUI	FOLLADOR Cedric						DNS		
									DNS		
9	17	KOR	KIM Jinsu	5.11 (13)	17.32 (=12)	26.70 (9)	36.32 (6)	45.46 (5)	55.65 (6)	+0.41	133.14
									DNS		
10	21	CAN	AUSTIN Taylor						DNS		
									DNS		
11	25	USA	HORN Kristopher	5.06 (8)	17.28 (=7)	26.68 (=6)	36.43 (9)	45.65 (10)	55.97 (12)	+0.73	132.39
				5.09 (5)	17.49 (4)	26.98 (5)	36.68 (5)	45.87 (5)	56.19 (4)	+0.63	132.63
12	1	FRA	HEINRICH Romain	4.93 (1)	17.09 (1)	26.46 (1)	36.09 (1)	45.18 (1)	55.24 (1)	0.00	133.51
									DNS		
13	26	LAT	KALENDA Jekabs	4.99 (2)	17.19 (=2)	26.56 (2)	36.20 (3)	45.32 (3)	55.47 (3)	+0.23	133.69
									DNS		
14	22	CAN	DEARBORN Jay	5.03 (=5)	17.24 (=4)	26.69 (8)	36.45 (10)	45.77 (14)	56.24 (14)	+1.00	131.87
				5.03 (1)	17.25 (1)	26.71 (3)	36.46 (3)	45.75 (3)	56.24 (5)	+0.68	131.12
15	8	SUI	ROHNER Timo						DNS		
									DNS		
16	20	LIE	KRANZ Martin	5.08 (=11)	17.28 (=7)	26.66 (5)	36.29 (=4)	45.45 (4)	55.62 (4)	+0.38	132.10
									DNS		
17	27	BRA	BINDILATTI EL	5.08 (=11)	17.31 (=10)	26.76 (12)	36.48 (12)	45.66 (11)	55.95 (11)	+0.71	133.32
				5.06 (3)	17.26 (2)	26.70 (2)	36.40 (2)	45.63 (2)	56.01 (2)	+0.45	133.05
18	13	NED	WESSELINK Dave						DNS		
									DNS		
19	19	JAM	PITTER Shane	5.00 (3)	17.24 (=4)	26.73 (11)	36.46 (11)	45.68 (12)	56.05 (13)	+0.81	134.78
				5.08 (4)	17.57 (7)	27.18 (7)	37.02 (7)	46.30 (7)	56.69 (7)	+1.13	133.56
20	18	KOR	SUK Youngjin	5.03 (=5)	17.32 (=12)	26.78 (13)	36.50 (14)	45.72 (13)	55.94 (10)	+0.70	132.28
									DNS		
21	9	ISR	EDELMAN Adam	5.49 (16)	18.03 (16)	27.58 (16)	37.40 (16)	46.68 (16)	56.99 (16)	+1.75	132.77
				5.37 (8)	17.80 (8)	27.32 (8)	37.16 (8)	46.45 (8)	56.87 (8)	+1.31	132.18
22	15	CHN	LI Chunjian	5.07 (=9)	17.31 (=10)	26.71 (10)	36.36 (8)	45.57 (8)	55.91 (9)	+0.67	131.50
									DNS		
23	23	TTO	BROWN Axel	5.14 (14)	17.49 (14)	27.05 (15)	36.83 (15)	46.08 (15)	56.42 (15)	+1.18	133.75
				5.17 (6)	17.52 (=5)	27.07 (6)	36.88 (6)	46.13 (6)	56.50 (6)	+0.94	134.43
24	5	ROU	TENTEA Mihai Cristian	5.07 (=9)	17.29 (9)	26.68 (=6)	36.33 (7)	45.48 (=6)	55.63 (5)	+0.39	134.17
									DNS		



**Results**  
Risultati / Résultats

Start Order	Start No.	NOC Code	Pilot Name	Start Time		Int. 1		Int. 2		Int. 3		Int. 4	Finish Time	Time Behind	Top Speed (km/h)	
25	14	CHN	SUN Kaizhi	5.01	(4)	17.19	(=2)	26.59	(=3)	36.29	(=4)	45.48	(=6)	55.75	(8)	+0.51 132.43
														DNS		
26	12	AUT	MANDLBAUER Jakob											DNS		
														DNS		
27	24	USA	del DUCA Frankie											DNS		
														DNS		

**Note:**  
Top speed is measured by sensors at any point along the track.

**Legend:**  
= Equal sign indicates that two or more sleds share the same rank      **DNS** Did Not Start      **Int.** Intermediate time  
**No.** Number



## Performance Analysis

Analisi delle prestazioni / Analyse des performances

Start Order	Start No.	NOC Code	Pilot Name	Start Time	S-1	1-2	2-3	3-4	4-F	Finish Time	Time Behind	Top Speed (km/h)
1	2	GER	LOCHNER Johannes							DNS		
										DNS		
2	3	GER	FRIEDRICH F							DNS		
										DNS		
3	4	GER	AMMOUR Adam							DNS		
										DNS		
4	10	GBR	HALL Brad	5.22	(15) 12.31	(14) 9.36	(2) 9.60	(2) 9.09	(=2) 10.13	(3) 55.71	(7) +0.47	134.34
				5.20	(7) 12.32	(4) 9.40	(2) 9.65	(2) 9.21	(3) 10.25	(2) 56.03	(3) +0.47	132.74
5	11	AUT	TREICHL Markus							DNS		
										DNS		
6	16	ITA	BAUMGARTNER P							DNS		
										DNS		
7	6	SUI	VOGT Michael	5.05	(7) 12.20	(=3) 9.34	(1) 9.57	(1) 9.05	(1) 10.04	(1) 55.25	(2) +0.01	135.24
				5.05	(2) 12.22	(=2) 9.38	(1) 9.61	(1) 9.15	(1) 10.15	(1) 55.56	(1) 0.00	134.76
8	7	SUI	FOLLADOR Cedric							DNS		
										DNS		
9	17	KOR	KIM Jinsu	5.11	(13) 12.21	(=6) 9.38	(=5) 9.62	(3) 9.14	(5) 10.19	(7) 55.65	(6) +0.41	133.14
										DNS		
10	21	CAN	AUSTIN Taylor							DNS		
										DNS		
11	25	USA	HORN Kristopher	5.06	(8) 12.22	(=8) 9.40	(=8) 9.75	(13) 9.22	(=11) 10.32	(12) 55.97	(12) +0.73	132.39
				5.09	(5) 12.40	(6) 9.49	(5) 9.70	(=3) 9.19	(2) 10.32	(3) 56.19	(4) +0.63	132.63
12	1	FRA	HEINRICH Romain	4.93	(1) 12.16	(1) 9.37	(=3) 9.63	(=4) 9.09	(=2) 10.06	(2) 55.24	(1) 0.00	133.51
										DNS		
13	26	LAT	KALENDA Jekabs	4.99	(2) 12.20	(=3) 9.37	(=3) 9.64	(6) 9.12	(4) 10.15	(=4) 55.47	(3) +0.23	133.69
										DNS		
14	22	CAN	DEARBORN Jay	5.03	(=5) 12.21	(=6) 9.45	(=11) 9.76	(14) 9.32	(16) 10.47	(16) 56.24	(14) +1.00	131.87
				5.03	(1) 12.22	(=2) 9.46	(4) 9.75	(5) 9.29	(=7) 10.49	(8) 56.24	(5) +0.68	131.12
15	8	SUI	ROHNER Timo							DNS		
										DNS		
16	20	LIE	KRANZ Martin	5.08	(=11) 12.20	(=3) 9.38	(=5) 9.63	(=4) 9.16	(7) 10.17	(6) 55.62	(4) +0.38	132.10
										DNS		
17	27	BRA	BINDILATTI EL	5.08	(=11) 12.23	(10) 9.45	(=11) 9.72	(=10) 9.18	(8) 10.29	(10) 55.95	(11) +0.71	133.32
				5.06	(3) 12.20	(1) 9.44	(3) 9.70	(=3) 9.23	(4) 10.38	(5) 56.01	(2) +0.45	133.05
18	13	NED	WESSELINK Dave							DNS		
										DNS		
19	19	JAM	PITTER Shane	5.00	(3) 12.24	(=11) 9.49	(14) 9.73	(12) 9.22	(=11) 10.37	(15) 56.05	(13) +0.81	134.78
				5.08	(4) 12.49	(8) 9.61	(8) 9.84	(=7) 9.28	(6) 10.39	(6) 56.69	(7) +1.13	133.56
20	18	KOR	SUK Youngjin	5.03	(=5) 12.29	(13) 9.46	(13) 9.72	(=10) 9.22	(=11) 10.22	(8) 55.94	(10) +0.70	132.28
										DNS		
21	9	ISR	EDELMAN Adam	5.49	(16) 12.54	(16) 9.55	(15) 9.82	(16) 9.28	(15) 10.31	(11) 56.99	(16) +1.75	132.77
				5.37	(8) 12.43	(7) 9.52	(6) 9.84	(=7) 9.29	(=7) 10.42	(7) 56.87	(8) +1.31	132.18
22	15	CHN	LI Chunjian	5.07	(=9) 12.24	(=11) 9.40	(=8) 9.65	(=7) 9.21	(10) 10.34	(=13) 55.91	(9) +0.67	131.50
										DNS		
23	23	TTO	BROWN Axel	5.14	(14) 12.35	(15) 9.56	(16) 9.78	(15) 9.25	(14) 10.34	(=13) 56.42	(15) +1.18	133.75
				5.17	(6) 12.35	(5) 9.55	(7) 9.81	(6) 9.25	(5) 10.37	(4) 56.50	(6) +0.94	134.43
24	5	ROU	TENTEA MC	5.07	(=9) 12.22	(=8) 9.39	(7) 9.65	(=7) 9.15	(6) 10.15	(=4) 55.63	(5) +0.39	134.17
										DNS		



## Performance Analysis

Analisi delle prestazioni / Analyse des performances

Start Order	Start No.	NOC Code	Pilot Name	Start Time	S-1	1-2	2-3	3-4	4-F	Finish Time	Time Behind	Top Speed (km/h)
25	14	CHN	SUN Kaizhi	5.01	(4) 12.18	(2) 9.40 (=8)	9.70 (9)	9.19 (9)	10.27 (9)	<b>55.75</b>	(8) +0.51	132.43
										<b>DNS</b>		
26	12	AUT	MANDLBAUER Jakob							<b>DNS</b>		
										<b>DNS</b>		
27	24	USA	del DUCA Frankie							<b>DNS</b>		
										<b>DNS</b>		

**Note:**

Top speed is measured by sensors along the track.

**Legend:**

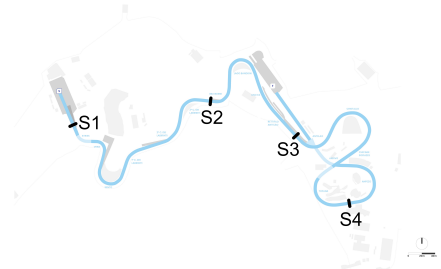
= Equal sign indicates that two or more sleds share the same rank  
**1-2** 1st to 2nd intermediate point  
**2-3** 2nd to 3rd intermediate point  
**3-4** 3rd to 4th intermediate point  
**4-F** 4th intermediate point to finish  
**DNS** Did Not Start  
**No.** Number  
**S-1** Start to 1st intermediate point



**Speeds**  
Velocità / Vitesses

Measurement Points:

50m (S1)
After curve 6 (S2)
Before curve 10 (S3)
Between curve 14 & 15 (S4)



Start Order	NOC Code	Pilot Name	Start Time	Speeds (km/h)				Finish Time
				S1	S2	S3	S4	
1	GER	LOCHNER Johannes						DNS
2	GER	FRIEDRICH Francesco						DNS
3	GER	AMMOUR Adam						DNS
4	GBR	HALL Brad	5.22 (15)	43.87 (15)	97.66 (2)	120.40 (2)	131.00 (=4)	55.71 (7)
			5.20 (7)	44.13 (6)	97.24 (2)	119.28 (2)	130.05 (2)	56.03 (3)
5	AUT	TREICHL Markus						DNS
6	ITA	BAUMGARTNER Patrick						DNS
7	SUI	VOGT Michael	5.05 (7)	44.63 (11)	<b>97.77</b> (1)	<b>120.88</b> (1)	<b>132.54</b> (1)	55.25 (2)
			5.05 (2)	44.98 (2)	<b>97.40</b> (1)	<b>120.00</b> (1)	<b>131.00</b> (1)	55.56 (1)
8	SUI	FOLLADOR Cedric						DNS
9	KOR	KIM Jinsu	5.11 (13)	44.57 (12)	97.40 (=3)	119.76 (5)	130.62 (7)	55.65 (6)
10	CAN	AUSTIN Taylor						DNS
11	USA	HORN Kristopher	5.06 (8)	44.53 (13)	96.05 (14)	118.57 (=11)	129.40 (11)	55.97 (12)
			5.09 (5)	44.16 (5)	96.51 (3)	118.96 (3)	129.31 (3)	56.19 (4)
12	FRA	HEINRICH Romain	4.93 (1)	<b>45.42</b> (1)	97.29 (6)	120.24 (3)	131.96 (2)	55.24 (1)
13	LAT	KALENDA Jekabs	4.99 (2)	45.32 (3)	97.40 (=3)	120.08 (4)	131.00 (=4)	55.47 (3)
14	CAN	DEARBORN Jay	5.03 (=5)	44.95 (5)	96.41 (=11)	118.03(15)	127.75 (16)	56.24 (14)
			5.03 (1)	44.92 (3)	96.41 (=4)	118.18(=5)	127.56 (8)	56.24 (5)
15	SUI	ROHNER Timo						DNS
16	LIE	KRANZ Martin	5.08 (=11)	44.79 (8)	97.34 (5)	119.60 (6)	130.81 (6)	55.62 (4)
17	BRA	BINDILATTI Edson Luques	5.08 (=11)	44.84 (6)	96.51 (10)	118.57(=11)	129.49(10)	55.95 (11)
			5.06 (3)	<b>45.14</b> (1)	96.41 (=4)	118.49 (4)	128.47 (=5)	56.01 (2)
18	NED	WESSELINK Dave						DNS
19	JAM	PITTER Shane	5.00 (3)	45.37 (2)	96.25 (13)	118.65(10)	128.84 (15)	56.05 (13)
			5.08 (4)	44.69 (4)	94.83 (8)	117.95 (7)	128.47 (=5)	56.69 (7)
20	KOR	SUK Youngjin	5.03 (=5)	44.82 (7)	96.41 (=11)	118.49(13)	130.15 (8)	55.94 (10)
21	ISR	EDELMAN Adam	5.49 (16)	42.99 (16)	95.38 (=15)	117.26(16)	129.12 (12)	56.99 (16)
			5.37 (8)	43.64 (8)	95.33 (7)	117.26 (8)	128.11 (7)	56.87 (8)



**Speeds**  
Velocità / Vitesses

Start Order	NOC Code	Pilot Name	Start Time	Speeds (km/h)				Finish Time
				S1	S2	S3	S4	
22	CHN	LI Chunjian	5.07 (=9)	44.68 (10)	97.13 (8)	118.89 (9)	129.03 (13)	<b>55.91</b> (9) DNS
23	TTO	BROWN Axel	5.14 (14)	44.10 (14)	95.38 (=15)	118.42(14)	128.93 (14)	<b>56.42</b> (15)
			5.17 (6)	44.12 (7)	95.38 (6)	118.18(=5)	128.93 (4)	<b>56.50</b> (6)
24	ROU	TENTEA Mihai Cristian	5.07 (=9)	44.76 (9)	97.24 (7)	119.44 (7)	131.29 (3)	<b>55.63</b> (5) DNS
25	CHN	SUN Kaizhi	5.01 (4)	45.02 (4)	96.77 (9)	119.12 (8)	129.87 (9)	<b>55.75</b> (8) DNS
26	AUT	MANDLBAUER Jakob						DNS DNS
27	USA	del DUCA Frankie						DNS DNS

**Legend:**

= Equal sign indicates that two or more sleds share the same rank

**DNS** Did Not Start



**Medallists**  
Medagliati / Médaillés

Medal	NOC	Name
GOLD	GER - Germany	LOCHNER Johannes MARGIS Thorsten WENZEL Jorn FLEISCHHAUER Georg
SILVER	GER - Germany	FRIEDRICH Francesco SOMMER Matthias SCHULLER Alexander STRAUB Felix
BRONZE	SUI - Switzerland	VOGT Michael HAAS Andreas NDIAYE Amadou David AEBERHARD Mario

**Note:**

A team may contain more than the regular number of athletes in a sled if there have been replacements during competition. Replaced athletes are listed last within their team.

**Legend:**

(R) Replaced



**Results**  
Risultati / Résultats

<b>START RECORD</b>	FRIEDRICH Francesco, SOMMER Matthias, SCHULLER Alexander, STRAUB Felix	GER	4.71	21 FEB 2026
<b>TRACK RECORD</b>	LOCHNER Johannes, MARGIS Thorsten, WENZEL Jorn, FLEISCHHAUER Georg	GER	53.91	21 FEB 2026

Rk	Start No.	NOC Code	Name	Start Time	Int. 1	Int. 2	Int. 3	Int. 4	Finish Time	Time Behind	Top Speed (km/h)
1	1	GER	<b>LOCHNER Johannes</b>	4.73(=1)	16.59 (1)	25.75 (1)	35.16 (1)	44.08 (1)	53.91 (1)	0.00	137.82 TR
			MARGIS Thorsten	4.77(=4)	16.72(=2)	25.99 (2)	35.59 (2)	44.67(=2)	54.70 (2)	+0.01	134.64
			WENZEL Jorn	4.78(=3)	16.70 (2)	25.91 (2)	35.37 (2)	44.37(=1)	54.25 (1)	0.00	136.90
			FLEISCHHAUER Georg	4.78(=2)	16.74(=2)	25.99 (2)	35.52 (1)	44.62 (1)	54.71 (1)	0.00	134.40
				<b>Total:</b>		<b>3:37.57</b>					
2	2	GER	<b>FRIEDRICH Francesco</b>	4.73(=1)	16.60 (2)	25.83 (2)	35.35 (2)	44.37 (2)	54.30 (2)	+0.39	136.75
			SOMMER Matthias	4.71 (1)	16.61 (1)	25.89 (1)	35.51 (1)	44.65 (1)	54.74 (3)	+0.05	135.62 SR
			SCHULLER Alexander	4.72 (1)	16.58 (1)	25.81 (1)	35.34 (1)	44.37(=1)	54.30 (2)	+0.05	136.84
			STRAUB Felix	4.74 (1)	16.66 (1)	25.93 (1)	35.54 (2)	44.68 (2)	54.80 (3)	+0.09	135.77
				<b>Total:</b>		<b>3:38.14</b>		<b>+0.57</b>			
3	7	SUI	<b>VOGT Michael</b>	4.80(=8)	16.78 (7)	26.07(=6)	35.59 (4)	44.62(=5)	54.53 (6)	+0.62	136.76
			HAAS Andreas	4.81(=12)	16.80(=10)	26.10 (8)	35.67(=5)	44.75 (4)	54.79 (4)	+0.10	135.27
			NDIAYE Amadou David	4.83(=11)	16.84(=10)	26.10(=7)	35.57(=6)	44.60(=4)	54.55 (3)	+0.30	136.55
			AEBERHARD Mario	4.78(=2)	16.77(=6)	26.06 (4)	35.61(=3)	44.70 (3)	54.77 (2)	+0.06	134.79
				<b>Total:</b>		<b>3:38.64</b>		<b>+1.07</b>			
4	3	GER	<b>AMMOUR Adam</b>	4.78(=5)	16.73(=4)	26.05 (5)	35.64 (9)	44.66 (9)	54.51 (5)	+0.60	136.93
			AMMOUR Issam	4.79(=7)	16.78(=7)	26.07(=4)	35.63 (3)	44.67(=2)	54.69 (1)	0.00	136.33
			TASCHE Joshua	4.78(=3)	16.76 (4)	26.01 (4)	35.56 (5)	44.60(=4)	54.58 (5)	+0.33	136.31
			SCHALLER Alexander	4.78(=2)	16.74(=2)	26.03 (3)	35.61(=3)	44.77 (4)	54.90(=4)	+0.19	134.59
				<b>Total:</b>		<b>3:38.68</b>		<b>+1.11</b>			
5	6	ITA	<b>BAUMGARTNER Patrick</b>	4.84(=15)	16.81 (8)	26.09 (8)	35.60(=5)	44.62(=5)	54.55 (7)	+0.64	135.91
			BILOTTI Lorenzo	4.80(=10)	16.78(=7)	26.09 (7)	35.68 (7)	44.77(=5)	54.84 (5)	+0.15	135.39
			FANTAZZINI Eric	4.85(=13)	16.82(=7)	26.07 (6)	35.57(=6)	44.59 (3)	54.57 (4)	+0.32	136.40
			MIRCEA Robert	4.82(12)	16.82(12)	26.12(=8)	35.68 (6)	44.80 (5)	54.93 (6)	+0.22	134.43
				<b>Total:</b>		<b>3:38.89</b>		<b>+1.32</b>			
6	8	SUI	<b>FOLLADOR Cedric</b>	4.86(=17)	16.88(14)	26.14(10)	35.63 (8)	44.60 (4)	54.49 (4)	+0.58	136.97
			ROLLI Luca	4.86(19)	16.87(16)	26.16(13)	35.74(=10)	44.83(=8)	54.91 (8)	+0.22	135.45
			ANNEN Tim	4.87(=16)	16.92(=13)	26.19(=12)	35.69(10)	44.71 (8)	54.69 (7)	+0.44	136.22
			VOGELE Omar	4.88(=15)	16.93(16)	26.22(=14)	35.75(13)	44.83(=7)	54.94 (7)	+0.23	135.62
				<b>Total:</b>		<b>3:39.03</b>		<b>+1.46</b>			
7	4	GBR	<b>HALL Brad</b>	4.78(=5)	16.73(=4)	25.99 (3)	35.49 (3)	44.47 (3)	54.39 (3)	+0.48	137.03
			CAKETT Greg	4.78 (6)	16.80(=10)	26.13(=10)	35.75(12)	44.88(12)	55.04(12)	+0.35	134.48
			GREENWOOD Leon	4.78(=3)	16.77 (5)	26.03 (5)	35.54 (4)	44.60(=4)	54.66 (6)	+0.41	135.97
			LAWRENCE Taylor	4.78(=2)	16.81(=9)	26.12(=8)	35.71 (9)	44.86(11)	55.03(10)	+0.32	133.40
				<b>Total:</b>		<b>3:39.12</b>		<b>+1.55</b>			
8	9	KOR	<b>KIM Jinsu</b>	4.79 (7)	16.77 (6)	26.07(=6)	35.61 (7)	44.63 (7)	54.60(=8)	+0.69	136.10
			KIM Hyeonggeun	4.76 (3)	16.72(=2)	26.04 (3)	35.64 (4)	44.77(=5)	54.90(=6)	+0.21	133.86
			LEE Geonu	4.77 (2)	16.72 (3)	26.00 (3)	35.52 (3)	44.63 (7)	54.75 (9)	+0.50	134.09
			KIM Sunwook	4.78(=2)	16.76(=4)	26.07 (5)	35.67 (5)	44.83(=7)	54.99 (8)	+0.28	133.97
				<b>Total:</b>		<b>3:39.24</b>		<b>+1.67</b>			



**Results**  
Risultati / Résultats

Rk	Start No.	NOC Code	Name	Start Time	Int. 1	Int. 2	Int. 3	Int. 4	Finish Time	Time Behind	Top Speed (km/h)
9	5	AUT	<b>TREICHL Markus</b>	4.76(=3)	16.95(18)	26.33(=18)	35.91(19)	44.90(12)	54.80(12)	+0.89	135.58
			SAMMER Markus	4.77(=4)	16.77(=5)	26.12 (9)	35.74(=10)	44.83(=8)	54.90(=6)	+0.21	134.09
			STEPAN Sascha	4.79 (7)	16.79 (6)	26.10(=7)	35.67(=8)	44.72 (9)	54.70 (8)	+0.45	134.87
			HUBER Kristian	4.78(=2)	16.77(=6)	26.12(=8)	35.73(10)	44.82 (6)	54.90(=4)	+0.19	134.12
<b>Total: 3:39.30</b>									<b>+1.73</b>		
10	13	LAT	<b>KALENDA Jakobs</b>	4.82(=13)	16.86(=11)	26.16(11)	35.70(11)	44.71(10)	54.64(10)	+0.73	135.45
			KAUFMANIS Lauris	4.81(=12)	16.86(=14)	26.28(17)	35.96(=17)	45.10(17)	55.23(17)	+0.54	133.79
			MIKNIS Matiss	4.85(=13)	16.92(=13)	26.25(15)	35.80(13)	44.84(12)	54.85(10)	+0.60	135.41
			KLAVA Mairis	4.83(13)	16.85(13)	26.18(13)	35.78(14)	44.89(12)	55.00 (9)	+0.29	133.93
<b>Total: 3:39.72</b>									<b>+2.15</b>		
11	11	USA	<b>HORN Kristopher</b>	4.76(=3)	16.69 (3)	26.04 (4)	35.60(=5)	44.65 (8)	54.60(=8)	+0.69	135.29
			FURNELL Caleb	4.74 (2)	16.72(=2)	26.08 (6)	35.71(=8)	44.83(=8)	55.01(11)	+0.32	133.72
			POWELL Hunter	4.78(=3)	17.04(19)	26.46(21)	36.07(20)	45.14(=19)	55.22(=17)	+0.97	134.41
			VISSERING Carsten	4.78(=2)	16.78 (8)	26.11 (7)	35.69 (7)	44.84(=9)	55.11(14)	+0.40	133.26
<b>Total: 3:39.94</b>									<b>+2.37</b>		
12	27	USA	<b>del DUCA Frankie</b>	4.86(=17)	16.93(=15)	26.26(16)	35.83(15)	44.93(=13)	55.03(14)	+1.12	134.79
			NIEDERHOFER Boone	4.83(=14)	16.83(12)	26.14(12)	35.71(=8)	44.86(11)	54.99 (9)	+0.30	
			SOSOO Bryan	4.85(=13)	16.89(12)	26.16(10)	35.67(=8)	44.81(10)	54.97(=12)	+0.72	133.50
			WILLIAMSON Joshua	4.85(14)	16.90(=14)	26.22(=14)	35.80(15)	44.93(=14)	55.07(13)	+0.36	134.16
<b>Total: 3:40.06</b>									<b>+2.49</b>		
13	18	NED	<b>WESSELINK Dave</b>	4.80(=8)	16.83(=9)	26.18(12)	35.82(14)	44.96(17)	55.09(20)	+1.18	133.46
			FRANJIC Janko	4.79(=7)	16.77(=5)	26.07(=4)	35.67(=5)	44.79 (7)	55.00(10)	+0.31	133.28
			FRANJIC Jelen	4.82(10)	16.84(=10)	26.19(=12)	35.79(12)	44.93(14)	55.15(16)	+0.90	132.95
			KOSTER Timme	4.81(=10)	16.76(=4)	26.09 (6)	35.70 (8)	44.84(=9)	55.04(=11)	+0.33	133.16
<b>Total: 3:40.28</b>									<b>+2.71</b>		
14	10	CAN	<b>AUSTIN Taylor</b>	4.84(=15)	16.83(=9)	26.13 (9)	35.67(10)	44.74(11)	54.72(11)	+0.81	134.69
			BRUGGELING Keaton	4.83(=14)	16.92(19)	26.30(18)	35.97(20)	45.19(22)	55.42(=22)	+0.73	133.49
			EVELYN Mike	4.87(=16)	16.97(16)	26.32(17)	35.90(17)	45.01(16)	55.11(15)	+0.86	134.13
			MURRAY-LAWRENCE S	4.88(=15)	16.90(=14)	26.22(=14)	35.82(16)	44.95(16)	55.04(=11)	+0.33	134.58
<b>Total: 3:40.29</b>									<b>+2.72</b>		
15	15	SUI	<b>ROHNER Timo</b>	4.91(21)	16.98(=19)	26.33(=18)	35.92(20)	45.00(19)	54.99(13)	+1.08	136.34
			MOSER Pascal	4.91(22)	17.01(21)	26.36(22)	35.96(=17)	45.06(16)	55.16(14)	+0.47	135.58
			HERSPERGER Mathieu	4.94(=20)	17.01(18)	26.30(16)	35.82(=15)	44.87(13)	54.92(11)	+0.67	136.44
			BIERI Cyril	4.92(18)	16.98(18)	26.37(18)	36.00(20)	45.14(20)	55.26(18)	+0.55	135.24
<b>Total: 3:40.33</b>									<b>+2.76</b>		
16	25	CHN	<b>SUN Kaizhi</b>	4.81(=10)	16.86(=11)	26.25(=14)	35.86(=16)	44.97(18)	55.05(=16)	+1.14	134.08
			ZHANG Jin	4.83(=14)	16.85(13)	26.20(15)	35.82(14)	44.99(=13)	55.21(15)	+0.52	132.55
			SHI Yaolong	4.81(=8)	16.82(=7)	26.13 (9)	35.71(11)	44.83(11)	54.97(=12)	+0.72	133.18
			AN Tai	4.81(=10)	16.81(=9)	26.13(12)	35.74(=11)	44.90(13)	55.13(15)	+0.42	132.87
<b>Total: 3:40.36</b>									<b>+2.79</b>		
17	24	ROU	<b>TENTEA Mihai Cristian</b>	4.92(=22)	17.03(22)	26.38(21)	35.98(21)	45.04(=20)	55.05(=16)	+1.14	135.63
			PACIOIANU Mihai Daniel	4.94(24)	17.04(=22)	26.34(21)	35.93(16)	45.03(15)	55.12(13)	+0.43	134.89
			NICA Andrei	4.95(22)	17.09(21)	26.42(=18)	35.97(18)	45.02(17)	55.05(14)	+0.80	136.07
			DINESCU Constantin	4.94(20)	17.08(20)	26.40(20)	35.98(19)	45.09(18)	55.21(16)	+0.50	134.51
<b>Total: 3:40.43</b>									<b>+2.86</b>		



**Results**  
Risultati / Résultats

Rk	Start No.	NOC Code	Name	Start Time	Int. 1	Int. 2	Int. 3	Int. 4	Finish Time	Time Behind	Top Speed (km/h)	
18	22	CHN	<b>LI Chunjian</b>	4.88(20)	16.93(=15)	26.25(=14)	35.81(13)	44.93(=13)	55.07(18)	+1.16	133.09	
			JIANG Maoyuan	4.87(20)	16.96(20)	26.33(=19)	35.96(=17)	45.11(18)	55.36(20)	+0.67	132.61	
			YE Jielong	4.89(18)	16.92(=13)	26.24(14)	35.81(14)	44.97(15)	55.22(=17)	+0.97	132.26	
			DING Yunda	4.90(17)	16.97(17)	26.29(17)	35.86(17)	45.01(17)	55.22(17)	+0.51	132.25	
<b>Total: 3:40.87</b>									<b>+3.30</b>			
19	17	BRA	<b>BINDILATTI EL</b>	4.92(=22)	17.02(21)	26.34(20)	35.86(=16)	44.94(=15)	55.04(15)	+1.13	135.03	
			de SOUZA DH	4.93(23)	17.04(=22)	26.39(23)	36.01(=21)	45.17(21)	55.42(=22)	+0.73	133.77	
			SOUZA da SILVA Rafael	4.94(=20)	17.06(20)	26.42(=18)	36.00(19)	45.14(=19)	55.38(19)	+1.13	133.49	
			BACCA GONCALVES Luis	4.93(19)	17.05(19)	26.38(19)	35.96(18)	45.10(19)	55.30(20)	+0.59	133.89	
<b>Total: 3:41.14</b>									<b>+3.57</b>			
20	14	CAN	<b>DEARBORN Jay</b>	4.82(=13)	16.86(=11)	26.20(13)	35.79(12)	44.94(=15)	55.18(22)	+1.27	133.63	
			ESKRICK-PARKINSON	4.79(=7)	16.78(=7)	26.13(=10)	35.79(13)	44.99(=13)	55.27(18)	+0.58	133.44	
			STOIKOS Luka	4.81(=8)	16.83 (9)	26.17(11)	35.82(=15)	45.08(18)	55.42(20)	+1.17	132.35	
			ZANETTE Mark	4.80 (9)	16.81(=9)	26.12(=8)	35.74(=11)	44.93(=14)	55.29(19)	+0.58	133.77	
<b>Total: 3:41.16</b>									<b>+3.59</b>			
21	16	LIE	<b>KRANZ Martin</b>	5.01(26)	17.14(25)	26.47(23)	36.01(22)	45.04(=20)	55.08(19)	+1.17	134.85	
			BUEHLER Mauro	4.98(=25)	17.08(25)	26.46(25)	36.10(24)	45.23(23)	55.38(21)	+0.69	133.04	
			LENHERR Lorenz	5.03(23)	17.25(23)	26.69(23)	36.32(23)	45.45(=22)	55.56(22)	+1.31	133.78	
			TSCHOFEN David									
<b>Total: 2:46.02</b>												
21	19	JAM	<b>PITTER Shane</b>	4.81(=10)	16.98(=19)	26.41(22)	36.05(23)	45.16(23)	55.28(23)	+1.37	136.27	
			HARRIS Junior	4.80(=10)	16.90(=17)	26.33(=19)	36.01(=21)	45.14(19)	55.29(19)	+0.60	136.25	
			TRACEY Tyquendo	4.83(=11)	16.99(17)	26.43(20)	36.11(21)	45.26(21)	55.45(21)	+1.20	134.69	
			FEARON Joel									
<b>Total: 2:46.02</b>												
23	20	KOR	<b>SUK Youngjin</b>	4.92(=22)	17.10(24)	26.53(24)	36.21(24)	45.37(24)	55.51(24)	+1.60	134.57	
			CHAE Byungdo	4.90(21)	17.04(=22)	26.40(24)	36.03(23)	45.15(20)	55.22(16)	+0.53	135.34	
			CHUN Suhyun	4.93(19)	17.16(22)	26.54(22)	36.23(22)	45.45(=22)	55.72(23)	+1.47	133.18	
			LEE Doyun									
<b>Total: 2:46.45</b>												
12	FRA		<b>HEINRICH Romain</b>	4.81(=10)	17.31(27)	26.82(27)	36.49(27)	45.59(27)	55.59(26)	+1.68	133.84	
			HAUTERVILLE Dorian	4.84(=17)	16.86(=14)	26.17(14)	36.86(26)	50.12(26)	DNF		98.58	
			BLAIRON Nils									
			RIOU Antoine									
<b>Total: DNF</b>												
23	TTO		<b>BROWN Axel</b>	4.95(25)	17.09(23)	26.54(25)	36.25(25)	45.45(26)	55.72(27)	+1.81	134.74	
			JOHN De Aundre	4.98(=25)	17.14(26)	26.82(27)	37.97(27)	51.60(27)	DNF		93.49	
			JOHN Shakeel									
			WILLIAMS Xaverri									
<b>Total: DNF</b>												
26	AUT		<b>MANDLBAUER Jakob</b>	4.86(=17)	16.93(=15)	26.29(17)	35.90(18)	45.05(22)	55.14(21)	+1.23	133.56	
			BERTSCHLER Daniel	4.84(=17)	16.90(=17)	26.24(16)	35.84(15)	46.74(25)	DNF		115.59	
			MITTERER Sebastian									
			NICHOLS-BARDI Daiyehan									
<b>Total: DNF</b>												
21	ISR		<b>EDELMAN Adam</b>	5.04(27)	17.26(26)	26.66(26)	36.31(26)	45.44(25)	55.53(25)	+1.62	134.84	
			CHEN Menachem	5.03(27)	17.29(27)	26.71(26)	36.38(25)	45.50(24)	55.63(24)	+0.94	135.26	
			ZISMAN Uri									
			KATZ Omer									
<b>Total: DNS</b>												



**Results**  
Risultati / Résultats

Rk	Start No.	NOC Code	Name	Start Time	Int. 1	Int. 2	Int. 3	Int. 4	Finish Time	Time Behind	Top Speed (km/h)
----	-----------	----------	------	------------	--------	--------	--------	--------	-------------	-------------	------------------

**Note:**  
Pilots are listed first.  
Top speed is measured by sensors at any point along the track.

**Legend:**

<b>(R)</b> Replaced	=	Equal sign indicates that two or more sleds share the same rank	<b>DNF</b> Did Not Finish
<b>DNS</b> Did Not Start	<b>Int.</b>	Intermediate time	<b>Rk</b> Rank
<b>SR</b> Start Record	<b>No.</b>	Number	
	<b>TR</b>	Track Record	



**Performance Analysis**  
Analisi delle prestazioni / Analyse des performances

<b>START RECORD</b>	FRIEDRICH Francesco, SOMMER Matthias, SCHULLER Alexander, STRAUB Felix	GER	4.71	21 FEB 2026
<b>TRACK RECORD</b>	LOCHNER Johannes, MARGIS Thorsten, WENZEL Jorn, FLEISCHHAUER Georg	GER	53.91	21 FEB 2026

Rk	Start No.	NOC Code	Name	Start Time	S-1	1-2	2-3	3-4	4-F	Finish Time	Time Behind	Top Speed (km/h)
1	1	GER	<b>LOCHNER Johannes</b>	4.73(=1)	11.86 (1)	9.16 (1)	9.41 (1)	8.92 (1)	9.83 (1)	53.91 (1)	0.00	137.82 TR
			MARGIS Thorsten	4.77(=4)	11.95 (2)	9.27 (1)	9.60(=7)	9.08(=2)	10.03 (2)	54.70 (2)	+0.01	134.64
			WENZEL Jorn	4.78(=3)	11.92 (2)	9.21 (1)	9.46 (1)	9.00 (1)	9.88 (1)	54.25 (1)	0.00	136.90
			FLEISCHHAUER Georg	4.78(=2)	11.96(=3)	9.25 (1)	9.53(=1)	9.10 (4)	10.09(=3)	54.71 (1)	0.00	134.40
				<b>Total: 3:37.57</b>								
2	2	GER	<b>FRIEDRICH Francesco</b>	4.73(=1)	11.87 (2)	9.23 (2)	9.52(=5)	9.02(=6)	9.93(=7)	54.30 (2)	+0.39	136.75
			SOMMER Matthias	4.71 (1)	11.90 (1)	9.28 (2)	9.62(=12)	9.14(=17)	10.09(=8)	54.74 (3)	+0.05	135.62 SR
			SCHULLER Alexander	4.72 (1)	11.86 (1)	9.23 (2)	9.53 (9)	9.03(=4)	9.93 (2)	54.30 (2)	+0.05	136.84
			STRAUB Felix	4.74 (1)	11.92 (1)	9.27 (2)	9.61(=15)	9.14(=10)	10.12(=7)	54.80 (3)	+0.09	135.77
				<b>Total: 3:38.14 +0.57</b>								
3	7	SUI	<b>VOGT Michael</b>	4.80(=8)	11.98(=7)	9.29 (6)	9.52(=5)	9.03(=10)	9.91 (5)	54.53 (6)	+0.62	136.76
			HAAS Andreas	4.81(=12)	11.99(=7)	9.30(=5)	9.57(=2)	9.08(=2)	10.04 (3)	54.79 (4)	+0.10	135.27
			NDIAYE Amadou David	4.83(=11)	12.01(=8)	9.26(=5)	9.47 (2)	9.03(=4)	9.95 (3)	54.55 (3)	+0.30	136.55
			AEBERHARD Mario	4.78(=2)	11.99(=6)	9.29(=3)	9.55 (3)	9.09(=2)	10.07 (1)	54.77 (2)	+0.06	134.79
				<b>Total: 3:38.64 +1.07</b>								
4	3	GER	<b>AMMOUR Adam</b>	4.78(=5)	11.95(=4)	9.32(=10)	9.59(=16)	9.02(=6)	9.85 (2)	54.51 (5)	+0.60	136.93
			AMMOUR Issam	4.79(=7)	11.99(=7)	9.29(=3)	9.56 (1)	9.04 (1)	10.02 (1)	54.69 (1)	0.00	136.33
			TASCHE Joshua	4.78(=3)	11.98 (5)	9.25(=3)	9.55(=10)	9.04(=6)	9.98(=4)	54.58 (5)	+0.33	136.31
			SCHALLER Alexander	4.78(=2)	11.96(=3)	9.29(=3)	9.58(=6)	9.16(=17)	10.13(=10)	54.90(=4)	+0.19	134.59
				<b>Total: 3:38.68 +1.11</b>								
5	6	ITA	<b>BAUMGARTNER Patrick</b>	4.84(=15)	11.97 (6)	9.28 (5)	9.51 (4)	9.02(=6)	9.93(=7)	54.55 (7)	+0.64	135.91
			BILOTTI Lorenzo	4.80(=10)	11.98(=4)	9.31(=8)	9.59(=5)	9.09(=4)	10.07(=4)	54.84 (5)	+0.15	135.39
			FANTAZZINI Eric	4.85(=13)	11.97 (4)	9.25(=3)	9.50(=3)	9.02(=2)	9.98(=4)	54.57 (4)	+0.32	136.40
			MIRCEA Robert	4.82(12)	12.00(=8)	9.30 (6)	9.56 (4)	9.12 (7)	10.13(=10)	54.93 (6)	+0.22	134.43
				<b>Total: 3:38.89 +1.32</b>								
6	8	SUI	<b>FOLLADOR Cedric</b>	4.86(=17)	12.02(10)	9.26(=3)	9.49 (2)	8.97 (2)	9.89 (3)	54.49 (4)	+0.58	136.97
			ROLLI Luca	4.86(19)	12.01(12)	9.29(=3)	9.58 (4)	9.09(=4)	10.08 (7)	54.91 (8)	+0.22	135.45
			ANNEN Tim	4.87(=16)	12.05(14)	9.27(=7)	9.50(=3)	9.02(=2)	9.98(=4)	54.69 (7)	+0.44	136.22
			VOGELE Omar	4.88(=15)	12.05(=15)	9.29(=3)	9.53(=1)	9.08 (1)	10.11(=5)	54.94 (7)	+0.23	135.62
				<b>Total: 3:39.03 +1.46</b>								
7	4	GBR	<b>HALL Brad</b>	4.78(=5)	11.95(=4)	9.26(=3)	9.50 (3)	8.98 (3)	9.92 (6)	54.39 (3)	+0.48	137.03
			CAKETT Greg	4.78 (6)	12.02(=13)	9.33(12)	9.62(=12)	9.13(=13)	10.16(17)	55.04(12)	+0.35	134.48
			GREENWOOD Leon	4.78(=3)	11.99 (6)	9.26(=5)	9.51(=5)	9.06(11)	10.06(11)	54.66 (6)	+0.41	135.97
			LAWRENCE Taylor	4.78(=2)	12.03(14)	9.31(=7)	9.59(11)	9.15(=14)	10.17(14)	55.03(10)	+0.32	133.40
				<b>Total: 3:39.12 +1.55</b>								
8	9	KOR	<b>KIM Jinsu</b>	4.79 (7)	11.98(=7)	9.30(=7)	9.54(=8)	9.02(=6)	9.97(11)	54.60(=8)	+0.69	136.10
			KIM Hyeonggeun	4.76 (3)	11.96 (3)	9.32(11)	9.60(=7)	9.13(=13)	10.13(=11)	54.90(=6)	+0.21	133.86
			LEE Geonu	4.77 (2)	11.95 (3)	9.28 (9)	9.52(=7)	9.11(=13)	10.12(15)	54.75 (9)	+0.50	134.09
			KIM Sunwook	4.78(=2)	11.98 (5)	9.31(=7)	9.60(=12)	9.16(=17)	10.16(13)	54.99 (8)	+0.28	133.97
				<b>Total: 3:39.24 +1.67</b>								



**Performance Analysis**  
Analisi delle prestazioni / Analyse des performances

Rk	Start No.	NOC Code	Name	Start Time	S-1	1-2	2-3	3-4	4-F	Finish Time	Time Behind	Top Speed (km/h)
9	5	AUT	<b>TREICHL Markus</b>	4.76(=3)	12.19(25)	9.38(21)	9.58(15)	8.99 (4)	9.90 (4)	54.80(12)	+0.89	135.58
			SAMMER Markus	4.77(=4)	12.00(=10)	9.35(=14)	9.62(=12)	9.09(=4)	10.07(=4)	54.90(=6)	+0.21	134.09
			STEPAN Sascha	4.79 (7)	12.00 (7)	9.31(=11)	9.57(=13)	9.05(=8)	9.98(=4)	54.70 (8)	+0.45	134.87
			HUBER Kristian	4.78(=2)	11.99(=6)	9.35(19)	9.61(=15)	9.09(=2)	10.08 (2)	54.90(=4)	+0.19	134.12
<b>Total: 3:39.30</b>										<b>+1.73</b>		
10	13	LAT	<b>KALENDA Jakobs</b>	4.82(=13)	12.04(=12)	9.30(=7)	9.54(=8)	9.01 (5)	9.93(=7)	54.64(10)	+0.73	135.45
			KAUFMANIS Lauris	4.81(=12)	12.05(16)	9.42(=24)	9.68(=24)	9.14(=17)	10.13(=11)	55.23(17)	+0.54	133.79
			MIKNIS Matiss	4.85(=13)	12.07(=15)	9.33(=14)	9.55(=10)	9.04(=6)	10.01 (8)	54.85(10)	+0.60	135.41
			KLAVA Mairis	4.83(13)	12.02(=12)	9.33(=15)	9.60(=12)	9.11(=5)	10.11(=5)	55.00 (9)	+0.29	133.93
<b>Total: 3:39.72</b>										<b>+2.15</b>		
11	11	USA	<b>HORN Kristopher</b>	4.76(=3)	11.93 (3)	9.35(=16)	9.56(=12)	9.05(12)	9.95(10)	54.60(=8)	+0.69	135.29
			FURNELL Caleb	4.74 (2)	11.98(=4)	9.36(=19)	9.63(=17)	9.12(=9)	10.18(18)	55.01(11)	+0.32	133.72
			POWELL Hunter	4.78(=3)	12.26(23)	9.42(21)	9.61(19)	9.07(12)	10.08(12)	55.22(=17)	+0.97	134.41
			VISSERING Carsten	4.78(=2)	12.00(=8)	9.33(=15)	9.58(=6)	9.15(=14)	10.27(19)	55.11(14)	+0.40	133.26
<b>Total: 3:39.94</b>										<b>+2.37</b>		
12	27	USA	<b>del DUCA Frankie</b>	4.86(=17)	12.07(=16)	9.33(=13)	9.57(14)	9.10(=17)	10.10(=20)	55.03(14)	+1.12	134.79
			NIEDERHOFER Boone	4.83(=14)	12.00(=10)	9.31(=8)	9.57(=2)	9.15(=19)	10.13(=11)	54.99 (9)	+0.30	
			SOSOO Bryan	4.85(=13)	12.04(13)	9.27(=7)	9.51(=5)	9.14(=17)	10.16(17)	54.97(=12)	+0.72	133.50
			WILLIAMSON Joshua	4.85(14)	12.05(=15)	9.32(=10)	9.58(=6)	9.13(=8)	10.14(12)	55.07(13)	+0.36	134.16
<b>Total: 3:40.06</b>										<b>+2.49</b>		
13	18	NED	<b>WESSELINK Dave</b>	4.80(=8)	12.03(11)	9.35(=16)	9.64(=22)	9.14(23)	10.13(23)	55.09(20)	+1.18	133.46
			FRANJIC Janko	4.79(=7)	11.98(=4)	9.30(=5)	9.60(=7)	9.12(=9)	10.21(19)	55.00(10)	+0.31	133.28
			FRANJIC Jelen	4.82(10)	12.02(=10)	9.35(=17)	9.60(18)	9.14(=17)	10.22(19)	55.15(16)	+0.90	132.95
			KOSTER Timme	4.81(=10)	11.95 (2)	9.33(=15)	9.61(=15)	9.14(=10)	10.20(=15)	55.04(=11)	+0.33	133.16
<b>Total: 3:40.28</b>										<b>+2.71</b>		
14	10	CAN	<b>AUSTIN Taylor</b>	4.84(=15)	11.99 (9)	9.30(=7)	9.54(=8)	9.07(14)	9.98(12)	54.72(11)	+0.81	134.69
			BRUGGELING Keaton	4.83(=14)	12.09(=18)	9.38(=22)	9.67(=22)	9.22(24)	10.23(21)	55.42(=22)	+0.73	133.49
			EVELYN Mike	4.87(=16)	12.10(17)	9.35(=17)	9.58(=15)	9.11(=13)	10.10(13)	55.11(15)	+0.86	134.13
			MURRAY-LAWRENCE S	4.88(=15)	12.02(=12)	9.32(=10)	9.60(=12)	9.13(=8)	10.09(=3)	55.04(=11)	+0.33	134.58
<b>Total: 3:40.29</b>										<b>+2.72</b>		
15	15	SUI	<b>ROHNER Timo</b>	4.91(21)	12.07(=16)	9.35(=16)	9.59(=16)	9.08(=15)	9.99(13)	54.99(13)	+1.08	136.34
			MOSER Pascal	4.91(22)	12.10(=20)	9.35(=14)	9.60(=7)	9.10(=7)	10.10(10)	55.16(14)	+0.47	135.58
			HERSPERGER Mathieu	4.94(=20)	12.07(=15)	9.29(10)	9.52(=7)	9.05(=8)	10.05(10)	54.92(11)	+0.67	136.44
			BIERI Cyril	4.92(18)	12.06(17)	9.39(20)	9.63(20)	9.14(=10)	10.12(=7)	55.26(18)	+0.55	135.24
<b>Total: 3:40.33</b>										<b>+2.76</b>		
16	25	CHN	<b>SUN Kaizhi</b>	4.81(=10)	12.05(=14)	9.39(22)	9.61(=20)	9.11(=19)	10.08(17)	55.05(=16)	+1.14	134.08
			ZHANG Jin	4.83(=14)	12.02(=13)	9.35(=14)	9.62(=12)	9.17(22)	10.22(20)	55.21(15)	+0.52	132.55
			SHI Yaolong	4.81(=8)	12.01(=8)	9.31(=11)	9.58(=15)	9.12(15)	10.14(16)	54.97(=12)	+0.72	133.18
			AN Tai	4.81(=10)	12.00(=8)	9.32(=10)	9.61(=15)	9.16(=17)	10.23(18)	55.13(15)	+0.42	132.87
<b>Total: 3:40.36</b>										<b>+2.79</b>		
17	24	ROU	<b>TENTEA Mihai Cristian</b>	4.92(=22)	12.11(20)	9.35(=16)	9.60(19)	9.06(13)	10.01(15)	55.05(=16)	+1.14	135.63
			PACIOIANU Mihai Daniel	4.94(24)	12.10(=20)	9.30(=5)	9.59(=5)	9.10(=7)	10.09(=8)	55.12(13)	+0.43	134.89
			NICA Andrei	4.95(22)	12.14(19)	9.33(=14)	9.55(=10)	9.05(=8)	10.03 (9)	55.05(14)	+0.80	136.07
			DINESCU Constantin	4.94(20)	12.14(20)	9.32(=10)	9.58(=6)	9.11(=5)	10.12(=7)	55.21(16)	+0.50	134.51
<b>Total: 3:40.43</b>										<b>+2.86</b>		



**Performance Analysis**  
Analisi delle prestazioni / Analyse des performances

Rk	Start No.	NOC Code	Name	Start Time	S-1	1-2	2-3	3-4	4-F	Finish Time	Time Behind	Top Speed (km/h)	
18	22	CHN	<b>LI Chunjian</b>	4.88(20)	12.05(=14)	9.32(=10)	9.56(=12)	9.12(21)	10.14(=24)	55.07(18)	+1.16	133.09	
			JIANG Maoyuan	4.87(20)	12.09(=18)	9.37(21)	9.63(=17)	9.15(=19)	10.25(=22)	55.36(20)	+0.67	132.61	
			YE Jielong	4.89(18)	12.03(12)	9.32(13)	9.57(=13)	9.16(21)	10.25(21)	55.22(=17)	+0.97	132.26	
			DING Yunda	4.90(17)	12.07(18)	9.32(=10)	9.57 (5)	9.15(=14)	10.21(17)	55.22(17)	+0.51	132.25	
<b>Total:</b>										<b>3:40.87</b>	<b>+3.30</b>		
19	17	BRA	<b>BINDILATTI EL</b>	4.92(=22)	12.10(19)	9.32(=10)	9.52(=5)	9.08(=15)	10.10(=20)	55.04(15)	+1.13	135.03	
			de SOUZA DH	4.93(23)	12.11(24)	9.35(=14)	9.62(=12)	9.16(21)	10.25(=22)	55.42(=22)	+0.73	133.77	
			SOUZA da SILVA Rafael	4.94(=20)	12.12(18)	9.36(19)	9.58(=15)	9.14(=17)	10.24(20)	55.38(19)	+1.13	133.49	
			BACCA GONCALVES Luis	4.93(19)	12.12(19)	9.33(=15)	9.58(=6)	9.14(=10)	10.20(=15)	55.30(20)	+0.59	133.89	
<b>Total:</b>										<b>3:41.14</b>	<b>+3.57</b>		
20	14	CAN	<b>DEARBORN Jay</b>	4.82(=13)	12.04(=12)	9.34(15)	9.59(=16)	9.15(=24)	10.24(26)	55.18(22)	+1.27	133.63	
			ESKRICK-PARKINSON	4.79(=7)	11.99(=7)	9.35(=14)	9.66(21)	9.20(23)	10.28(24)	55.27(18)	+0.58	133.44	
			STOIKOS Luka	4.81(=8)	12.02(=10)	9.34(16)	9.65(21)	9.26(23)	10.34(23)	55.42(20)	+1.17	132.35	
			ZANETTE Mark	4.80 (9)	12.01(11)	9.31(=7)	9.62(19)	9.19(20)	10.36(20)	55.29(19)	+0.58	133.77	
<b>Total:</b>										<b>3:41.16</b>	<b>+3.59</b>		
21	16	LIE	<b>KRANZ Martin</b>	5.01(26)	12.13(21)	9.33(=13)	9.54(=8)	9.03(=10)	10.04(16)	55.08(19)	+1.17	134.85	
			BUEHLER Mauro	4.98(=25)	12.10(=20)	9.38(=22)	9.64(20)	9.13(=13)	10.15(=15)	55.38(21)	+0.69	133.04	
			LENHERR Lorenz	5.03(23)	12.22(21)	9.44(=22)	9.63(20)	9.13(16)	10.11(14)	55.56(22)	+1.31	133.78	
			TSCHOFEN David										
<b>Total:</b>										<b>2:46.02</b>			
21	19	JAM	<b>PITTER Shane</b>	4.81(=10)	12.17(23)	9.43(=24)	9.64(=22)	9.11(=19)	10.12(22)	55.28(23)	+1.37	136.27	
			HARRIS Junior	4.80(=10)	12.10(=20)	9.43(26)	9.68(=24)	9.13(=13)	10.15(=15)	55.29(19)	+0.60	136.25	
			TRACEY Tyquendo	4.83(=11)	12.16(20)	9.44(=22)	9.68(22)	9.15(20)	10.19(18)	55.45(21)	+1.20	134.69	
			FEARON Joel										
<b>Total:</b>										<b>2:46.02</b>			
23	20	KOR	<b>SUK Youngjin</b>	4.92(=22)	12.18(24)	9.43(=24)	9.68(26)	9.16(26)	10.14(=24)	55.51(24)	+1.60	134.57	
			CHAE Byungdo	4.90(21)	12.14(25)	9.36(=19)	9.63(=17)	9.12(=9)	10.07(=4)	55.22(16)	+0.53	135.34	
			CHUN Suhyun	4.93(19)	12.23(22)	9.38(20)	9.69(23)	9.22(22)	10.27(22)	55.72(23)	+1.47	133.18	
			LEE Doyun										
<b>Total:</b>										<b>2:46.45</b>			
12	FRA		<b>HEINRICH Romain</b>	4.81(=10)	12.50(27)	9.51(27)	9.67(25)	9.10(=17)	10.00(14)	55.59(26)	+1.68	133.84	
			HAUTERVILLE Dorian	4.84(=17)	12.02(=13)	9.31(=8)	10.69(26)	13.26(26)	-	DNF		98.58	
			BLAIRON Nils										
<b>Total:</b>										<b>DNF</b>			
23	TTO		<b>BROWN Axel</b>	4.95(25)	12.14(22)	9.45(26)	9.71(27)	9.20(27)	10.27(27)	55.72(27)	+1.81	134.74	
			JOHN De Aundre	4.98(=25)	12.16(26)	9.68(27)	11.15(27)	13.63(27)	-	DNF		93.49	
			JOHN Shakeel										
<b>Total:</b>										<b>DNF</b>			
26	AUT		<b>MANDLBAUER Jakob</b>	4.86(=17)	12.07(=16)	9.36(20)	9.61(=20)	9.15(=24)	10.09(=18)	55.14(21)	+1.23	133.56	
			BERTSCHLER Daniel	4.84(=17)	12.06(17)	9.34(13)	9.60(=7)	10.90(25)	-	DNF		115.59	
			MITTERER Sebastian										
<b>Total:</b>										<b>DNF</b>			
21	ISR		<b>EDELMAN Adam</b>	5.04(27)	12.22(26)	9.40(23)	9.65(24)	9.13(22)	10.09(=18)	55.53(25)	+1.62	134.84	
			CHEN Menachem	5.03(27)	12.26(27)	9.42(=24)	9.67(=22)	9.12(=9)	10.13(=11)	55.63(24)	+0.94	135.26	
			ZISMAN Uri										
			KATZ Omer										
<b>Total:</b>										<b>DNS</b>			



## Performance Analysis

Analisi delle prestazioni / Analyse des performances

Rk	Start No.	NOC Code	Name	Start Time	S-1	1-2	2-3	3-4	4-F	Finish Time	Time Behind	Top Speed (km/h)
----	-----------	----------	------	------------	-----	-----	-----	-----	-----	-------------	-------------	------------------

**Note:**  
Pilots are listed first.  
Top speed is measured by sensors along the track.

**Legend:**

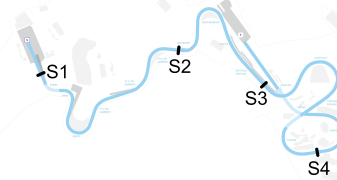
<b>(R)</b> Replaced	=	Equal sign indicates that two or more sleds share the same rank	<b>1-2</b> 1st to 2nd intermediate point
<b>2-3</b> 2nd to 3rd intermediate point	<b>3-4</b> 3rd to 4th intermediate point	<b>4-F</b> 4th intermediate point to finish	<b>DNF</b> Did Not Finish
<b>DNS</b> Did Not Start	<b>No.</b> Number	<b>Rk</b> Rank	<b>S-1</b> Start to 1st intermediate point



**Speeds**  
Velocità / Vitesses

Measurement Points:

50m (S1)
After curve 6 (S2)
Before curve 10 (S3)
Between curve 14 & 15 (S4)



Rank	NOC Code	Pilot Name	Start Time	Speeds (km/h)				Finish Time
				S1	S2	S3	S4	
1	GER	LOCHNER Johannes	4.73 (=1)	<b>47.09</b> (1)	<b>99.77</b> (1)	<b>122.19</b> (1)	<b>134.93</b> (1)	53.91 (1)
			4.77 (=4)	46.80 (5)	97.98 (2)	120.48 (4)	132.54 (2)	54.70 (2)
			4.78 (=3)	46.81 (3)	<b>99.28</b> (1)	<b>121.70</b> (1)	<b>134.22</b> (1)	54.25 (1)
			4.78 (=2)	46.77 (5)	<b>98.63</b> (1)	120.72 (=2)	131.77 (=2)	54.71 (1)
<b>Total: 3:37.57</b>								
2	GER	FRIEDRICH Francesco	4.73 (=1)	47.00 (2)	98.73 (2)	120.88 (=9)	133.53 (=6)	54.30 (2)
			4.71 (1)	47.20 (2)	97.77 (=9)	119.92 (16)	131.48 (=11)	54.74 (3)
			4.72 (1)	<b>47.03</b> (1)	98.68 (6)	121.04 (8)	133.53 (2)	54.30 (2)
			4.74 (1)	<b>47.07</b> (1)	97.82(=11)	119.84(=15)	131.29 (8)	54.80 (3)
<b>Total: 3:38.14</b>								
3	SUI	VOGT Michael	4.80 (=8)	46.53 (9)	98.14 (=7)	121.13 (=5)	133.63 (5)	54.53 (6)
			4.81(=12)	46.55 (=7)	97.87 (=4)	120.72 (=2)	132.45 (3)	54.79 (4)
			4.83(=11)	46.36 (9)	98.90 (2)	121.62 (2)	133.23 (=3)	54.55 (3)
			4.78 (=2)	46.78 (4)	98.19 (=3)	120.72 (=2)	131.77 (=2)	54.77 (2)
<b>Total: 3:38.64</b>								
4	GER	AMMOUR Adam	4.78 (=5)	46.76 (5)	97.61(=17)	120.64 (12)	134.42 (2)	54.51 (5)
			4.79 (=7)	46.53 (11)	97.82 (=7)	<b>121.04</b> (1)	<b>132.64</b> (1)	54.69 (1)
			4.78 (=3)	46.51 (7)	98.52 (9)	120.88 (=9)	133.03 (5)	54.58 (5)
			4.78 (=2)	46.80 (3)	98.19 (=3)	120.16 (=7)	130.90 (12)	54.90 (=4)
<b>Total: 3:38.68</b>								
5	ITA	BAUMGARTNER Patrick	4.84(=15)	46.80 (4)	98.14 (=7)	121.13 (=5)	133.43 (8)	54.55 (7)
			4.80(=10)	<b>47.30</b> (1)	97.93 (3)	120.40 (=5)	131.86 (=6)	54.84 (5)
			4.85(=13)	46.13 (15)	98.73 (=4)	121.21 (=4)	133.23 (=3)	54.57 (4)
			4.82 (12)	46.66 (8)	98.03 (5)	120.64 (4)	131.19 (=9)	54.93 (6)
<b>Total: 3:38.89</b>								
6	SUI	FOLLADOR Cedric	4.86(=17)	45.97 (18)	98.57 (4)	121.62 (2)	134.02 (3)	54.49 (4)
			4.86 (19)	46.04 (17)	97.77 (=9)	120.72 (=2)	131.77 (8)	54.91 (8)
			4.87(=16)	45.77 (19)	98.73 (=4)	121.37 (3)	132.93 (=6)	54.69 (7)
			4.88(=15)	45.89 (16)	98.36 (2)	<b>120.80</b> (1)	131.38 (=5)	54.94 (7)
<b>Total: 3:39.03</b>								
7	GBR	HALL Brad	4.78 (=5)	46.68 (7)	98.68 (3)	121.29 (3)	133.53 (=6)	54.39 (3)
			4.78 (6)	46.55 (=7)	97.66 (12)	120.24 (=10)	131.48 (=11)	55.04 (12)
			4.78 (=3)	46.87 (2)	98.79 (3)	121.21 (=4)	131.77 (12)	54.66 (6)
			4.78 (=2)	46.92 (2)	97.98 (=6)	120.00(=11)	130.81(=13)	55.03 (10)
<b>Total: 3:39.12</b>								
8	KOR	KIM Jinsu	4.79 (7)	46.59 (8)	97.93 (12)	120.96 (=7)	132.74 (14)	54.60 (=8)
			4.76 (3)	46.88 (3)	97.40(=14)	120.24(=10)	131.19(=15)	54.90(=6)
			4.77 (2)	46.68 (4)	98.19 (10)	120.72(=12)	131.19 (16)	54.75 (9)
			4.78 (=2)	46.70 (7)	97.66 (17)	119.84(=15)	130.81(=13)	54.99 (8)
<b>Total: 3:39.24</b>								



**Speeds**  
Velocità / Vitesses

Rank	NOC Code	Pilot Name	Start Time	Speeds (km/h)				Finish Time
				S1	S2	S3	S4	
9	AUT	TREICHL Markus	4.76 (=3)	46.94 (3)	97.50 (21)	120.88 (=9)	133.92 (4)	54.80 (12)
			4.77 (=4)	46.87 (4)	97.45 (13)	120.32 (=8)	132.15 (=4)	54.90 (=6)
			4.79 (7)	46.64 (5)	97.87 (15)	120.88 (=9)	132.93 (=6)	54.70 (8)
			4.78 (=2)	46.72 (6)	97.61 (=18)	120.24 (=5)	<b>132.06 (1)</b>	54.90 (=4)
<b>Total: 3:39.30</b>								
10	LAT	KALENDA Jekabs	4.82(=13)	46.18 (15)	98.25 (5)	121.21 (4)	133.33 (9)	54.64 (10)
			4.81(=12)	46.22 (14)	96.61 (25)	119.84 (17)	131.48 (=11)	55.23 (17)
			4.85(=13)	46.17 (13)	97.98(=12)	120.88 (=9)	132.64 (8)	54.85 (10)
			4.83 (13)	46.42 (10)	97.82(=11)	120.24 (=5)	131.38 (=5)	55.00 (9)
<b>Total: 3:39.72</b>								
11	USA	HORN Kristopher	4.76 (=3)	46.37 (11)	97.77 (15)	120.40 (14)	132.93(=10)	54.60 (=8)
			4.74 (2)	46.30 (12)	97.34(=17)	120.00(=14)	130.71 (19)	55.01 (11)
			4.78 (=3)	46.34 (10)	97.13 (21)	120.24 (15)	132.35 (10)	55.22(=17)
			4.78 (=2)	46.29 (13)	97.82(=11)	120.00(=11)	129.68 (19)	55.11 (14)
<b>Total: 3:39.94</b>								
12	USA	del DUCA Frankie	4.86(=17)	46.05 (17)	97.87(=13)	120.24(=16)	131.67 (18)	55.03 (14)
			4.83(=14)	46.17(=15)	97.87(=4)	120.40(=5)	131.19(=15)	54.99 (9)
			4.85(=13)	46.15 (14)	98.63 (7)	121.21(=4)	131.00(=17)	54.97(=12)
			4.85 (14)	46.00 (15)	97.98(=6)	120.00(=11)	131.09 (11)	55.07 (13)
<b>Total: 3:40.06</b>								
13	NED	WESSELINK Dave	4.80 (=8)	46.70 (6)	97.56(=19)	119.20(=24)	131.19 (24)	55.09 (20)
			4.79 (=7)	46.66 (6)	97.82(=7)	120.32(=8)	131.00 (18)	55.00 (10)
			4.82 (10)	46.62 (6)	97.56 (19)	120.16(=16)	130.24 (19)	55.15 (16)
			4.81(=10)	46.54 (9)	97.77(=15)	119.76 (18)	130.81(=13)	55.04(=11)
<b>Total: 3:40.28</b>								
14	CAN	AUSTIN Taylor	4.84(=15)	46.35 (12)	98.14(=7)	120.88(=9)	132.84(=12)	54.72 (11)
			4.83(=14)	46.26 (13)	97.03 (22)	119.68(=18)	130.05 (22)	55.42(=22)
			4.87(=16)	45.84 (17)	97.71(=16)	120.16(=16)	131.67 (13)	55.11 (15)
			4.88(=15)	46.08 (14)	97.61(=18)	120.16(=7)	131.57 (4)	55.04(=11)
<b>Total: 3:40.29</b>								
15	SUI	ROHNER Timo	4.91 (21)	45.85 (20)	97.56(=19)	120.32 (15)	132.84(=12)	54.99 (13)
			4.91 (22)	45.87 (23)	97.40(=14)	120.24(=10)	131.67 (9)	55.16 (14)
			4.94(=20)	45.73 (20)	98.57 (8)	121.13 (7)	132.15 (11)	54.92 (11)
			4.92 (18)	45.82 (17)	97.03 (20)	119.84(=15)	131.19(=9)	55.26 (18)
<b>Total: 3:40.33</b>								
16	CHN	SUN Kaizhi	4.81(=10)	46.45 (10)	97.29 (22)	120.24(=16)	131.77 (17)	55.05(=16)
			4.83(=14)	46.17(=15)	97.24(=20)	120.24(=10)	130.43 (20)	55.21 (15)
			4.81(=8)	46.26 (12)	97.98(=12)	120.40 (14)	131.29 (15)	54.97(=12)
			4.81(=10)	46.34 (12)	97.77(=15)	120.00(=11)	130.34 (17)	55.13 (15)
<b>Total: 3:40.36</b>								
17	ROU	TENEA Mihai Cristian	4.92(=22)	45.63 (22)	97.71 (16)	120.48 (13)	132.93(=10)	55.05(=16)
			4.94 (24)	45.66 (24)	<b>98.14 (1)</b>	120.40(=5)	131.86(=6)	55.12 (13)
			4.95 (22)	45.53 (21)	98.14 (11)	120.72(=12)	132.54 (9)	55.05 (14)
			4.94 (20)	45.59 (19)	97.87(=8)	120.16(=7)	131.38(=5)	55.21 (16)
<b>Total: 3:40.43</b>								



**Speeds**  
Velocità / Vitesses

Rank	NOC Code	Pilot Name	Start Time	Speeds (km/h)				Finish Time
				S1	S2	S3	S4	
18	CHN	LI Chunjian	4.88 (20)	45.84 (21)	97.98 (11)	119.92 (20)	131.09 (25)	55.07 (18)
			4.87 (20)	45.88 (22)	97.24 (=20)	119.60(=20)	129.77 (=23)	55.36 (20)
			4.89 (18)	45.95 (16)	97.93 (14)	119.68(=19)	130.15 (20)	55.22(=17)
			4.90 (17)	45.67 (18)	97.82(=11)	120.08 (10)	130.24 (18)	55.22 (17)
							<b>Total: 3:40.87</b>	
19	BRA	BINDILATTI Edson Luques	4.92(=22)	45.39 (25)	98.19 (6)	120.16 (18)	131.57 (=19)	55.04 (15)
			4.93 (23)	46.00 (19)	97.34(=17)	119.44 (22)	130.15 (21)	55.42(=22)
			4.94(=20)	45.82 (18)	97.71 (=16)	119.68(=19)	130.05 (21)	55.38 (19)
			4.93 (19)	45.54 (20)	97.87 (=8)	119.52 (19)	130.52 (16)	55.30 (20)
							<b>Total: 3:41.14</b>	
20	CAN	DEARBORN Jay	4.82(=13)	46.32 (13)	97.87 (=13)	119.76 (23)	130.34 (26)	55.18 (22)
			4.79 (=7)	46.54 (=9)	97.34(=17)	119.36 (23)	129.77 (=23)	55.27 (18)
			4.81 (=8)	46.46 (8)	97.61 (18)	118.96 (23)	129.03 (23)	55.42 (20)
			4.80 (9)	46.41 (11)	97.87 (=8)	119.44 (20)	129.21 (20)	55.29 (19)
							<b>Total: 3:41.16</b>	
21	LIE	KRANZ Martin	5.01 (26)	45.28 (26)	98.03 (10)	120.96 (=7)	132.15 (16)	55.08 (19)
			4.98(=25)	45.58 (25)	96.98 (23)	120.00(=14)	131.19 (=15)	55.38 (21)
			5.03 (23)	45.13 (22)	96.98 (22)	120.08 (18)	131.38 (14)	55.56 (22)
							<b>Total: 2:46.02</b>	
21	JAM	PITTER Shane	4.81(=10)	46.30 (14)	96.98(=24)	119.84(=21)	131.48 (22)	55.28 (23)
			4.80(=10)	46.54 (=9)	96.56 (26)	119.60(=20)	131.57 (10)	55.29 (19)
			4.83(=11)	46.28 (11)	96.61 (23)	119.44 (21)	131.00(=17)	55.45 (21)
							<b>Total: 2:46.02</b>	
23	KOR	SUK Youngjin	4.92(=22)	45.61 (23)	97.03 (23)	119.20(=24)	131.38 (23)	55.51 (24)
			4.90 (21)	45.94 (21)	97.40(=14)	119.68(=18)	132.15 (=4)	55.22 (16)
			4.93 (19)	44.87 (23)	97.29 (20)	119.12 (22)	129.77 (22)	55.72 (23)
							<b>Total: 2:46.45</b>	
FRA	HEINRICH Romain	4.81(=10)	46.09 (16)	96.46(=26)	120.08 (19)	132.64 (15)	55.59 (26)	
		4.84(=17)	46.02 (18)	97.77 (=9)	98.09 (26)	68.10 (26)	DNF	
							<b>Total: DNF</b>	
TTO	BROWN Axel	4.95 (25)	45.53 (24)	96.46(=26)	118.89 (27)	129.40 (27)	55.72 (27)	
		4.98(=25)	45.02 (27)	92.92 (27)	93.60 (27)	66.39 (27)	DNF	
							<b>Total: DNF</b>	
AUT	MANDLBAUER Jakob	4.86(=17)	45.94 (19)	97.61(=17)	119.84(=21)	131.57(=19)	55.14 (21)	
		4.84(=17)	45.97 (20)	97.87 (=4)	117.72 (25)	87.04 (25)	DNF	
							<b>Total: DNF</b>	
ISR	EDELMAN Adam	5.04 (27)	45.21 (27)	96.98(=24)	119.04 (26)	131.57(=19)	55.53 (25)	
		5.03 (27)	45.22 (26)	96.67 (24)	119.12 (24)	131.48(=11)	55.63 (24)	
							DNS	
							<b>Total: DNS</b>	

**Legend:**

= Equal sign indicates that two or more sleds share the same rank

**DNF** Did Not Finish

**DNS** Did Not Start



## Competition Data

Dati relativi alla gara / Données de compétition

	Start Time	End Time
Heat 1	10:00	10:57
Heat 2	11:57	13:10
Heat 3	10:00	10:48
Heat 4	12:15	12:59

Participating Teams									
AUT (2)	BRA (1)	CAN (2)	CHN (2)	FRA (1)	GBR (1)	GER (3)	ISR (1)	ITA (1)	JAM (1)
KOR (2)	LAT (1)	LIE (1)	NED (1)	ROU (1)	SUI (3)	TTO (1)	USA (2)		

New Track Records				
NOC Code	Crew	Start Record	Track Record	Heat Number
GER	LOCHNER Johannes, MARGIS Thorsten, WENZEL Jorn, FLEISCHHAUER Georg	4.73		1
GER	LOCHNER Johannes, MARGIS Thorsten, WENZEL Jorn, FLEISCHHAUER Georg		53.91	1
GER	FRIEDRICH Francesco, SOMMER Matthias, SCHULLER Alexander, STRAUB Felix	4.73		1
GER	FRIEDRICH Francesco, SOMMER Matthias, SCHULLER Alexander, STRAUB Felix	4.71		2

Competition Conditions				
	Heat 1	Heat 2	Heat 3	Heat 4
Overall weather conditions	Sunny	Sunny	Clear	Sunny
Air Temperature (°C/°F)	0.6/33.0	3.8/38.8	0.9/33.6	5.4/41.7
Ice Temperature (°C/°F)	-5.2/22.6	-4.0/24.8	-3.7/25.3	-2.9/26.7
Reference Runner (°C/°F)	11.4/52.5	5.9/42.6	11.2/52.1	6.7/44.0

List of Officials			
IF Delegate	GUTS Gatis	Material Controller	LANGEN Christoph
IF Delegate	MATTLI Josias	Material Controller	ADAM Werner
Jury President	FISCHER Peter	Material Controller	MAIER Michael
Jury Member	OWENS Phillip	Race Director	MENARDI Diego
Jury Member	SCHNEIDERHEINZE Anja	Track Chief	REZZADORE Gianfranco
Jury Assistant	ITEN Pascal	Race Doctor	ROSI Paolo

Jury Decisions									
	Heat:	Start No.:	Sled:	Heat:	Start No.:	Sled:	Heat:	Start No.:	Sled:
Explanation	None								

<b>Legend:</b>
No. Number



## Records

Record / Records

As of SAT 21 FEB 2026

Prior to the Games					
Name	NOC Code	Start Record	Track Record	Date	Competition
FRIEDRICH Francesco, SOMMER Matthias, SCHULLER Alexander, STRAUB Felix	GER	4.76		23 NOV 2025	WC
LOCHNER Johannes, MARGIS Thorsten, WENZEL Jorn, FLEISCHHAUER Georg	GER		54.75	23 NOV 2025	WC

During the Games					
Name	NOC Code	Start Record	Track Record	Date	Heat Number
LOCHNER Johannes, MARGIS Thorsten, WENZEL Jorn, FLEISCHHAUER Georg	GER	4.73		21 FEB 2026	1
LOCHNER Johannes, MARGIS Thorsten, WENZEL Jorn, FLEISCHHAUER Georg	GER		53.91	21 FEB 2026	1
FRIEDRICH Francesco, SOMMER Matthias, SCHULLER Alexander, STRAUB Felix	GER	4.73		21 FEB 2026	1
FRIEDRICH Francesco, SOMMER Matthias, SCHULLER Alexander, STRAUB Felix	GER	4.71		21 FEB 2026	2

**Note:**  
In the listing of team names, the pilot is always shown first.

**Legend:**  
WC World Cup



## Start List

Lista di partenza / Liste de départ

<b>START RECORD</b>	FRIEDRICH Francesco, SOMMER Matthias, SCHULLER Alexander, STRAUB Felix	GER	4.76	23 NOV 2025
<b>TRACK RECORD</b>	LOCHNER Johannes, MARGIS Thorsten, WENZEL Jorn, FLEISCHHAUER Georg	GER	54.75	23 NOV 2025

Start Order	Start No.	NOC Code	Name	Remarks
1	1	GER	LOCHNER Johannes MARGIS Thorsten WENZEL Jorn FLEISCHHAUER Georg	
2	2	GER	FRIEDRICH Francesco SOMMER Matthias SCHULLER Alexander STRAUB Felix	
3	3	GER	AMMOUR Adam AMMOUR Issam TASCHE Joshua SCHALLER Alexander	
4	4	GBR	HALL Brad CAKETT Greg GREENWOOD Leon LAWRENCE Taylor	
5	5	AUT	TREICHL Markus SAMMER Markus STEPAN Sascha HUBER Kristian	
6	6	ITA	BAUMGARTNER Patrick BILOTTI Lorenzo FANTAZZINI Eric MIRCEA Robert	
7	7	SUI	VOGT Michael HAAS Andreas NDIAYE Amadou David AEBERHARD Mario	
8	8	SUI	FOLLADOR Cedric ROLLI Luca ANNEN Tim VOGELE Omar	
9	9	KOR	KIM Jinsu KIM Hyeonggeun LEE Geonu KIM Sunwook	
10	10	CAN	AUSTIN Taylor BRUGGELING Keaton EVELYN Mike MURRAY-LAWRENCE Shaquille	
11	11	USA	HORN Kristopher FURNELL Caleb POWELL Hunter VISSERING Carsten	



## Start List

Lista di partenza / Liste de départ

Start Order	Start No.	NOC Code	Name	Remarks
12	12	FRA	HEINRICH Romain HAUTERVILLE Dorian BLAIRON Nils RIOU Antoine	
13	13	LAT	KALENDA Jekabs KAUFMANIS Lauris MIKNIS Matiss KLAVA Mairis	
14	14	CAN	DEARBORN Jay ESKRICK-PARKINSON Yohan STOIKOS Luka ZANETTE Mark	
15	15	SUI	ROHNER Timo MOSER Pascal HERSPERGER Mathieu BIERI Cyril	
16	16	LIE	KRANZ Martin BUEHLER Mauro LENHERR Lorenz TSCHOFEN David	
17	17	BRA	BINDILATTI Edson Luques de SOUZA Davidson Henrique SOUZA da SILVA Rafael BACCA GONCALVES Luis	
18	18	NED	WESSELINK Dave FRANJIC Janko FRANJIC Jelen KOSTER Timme	
19	19	JAM	PITTER Shane HARRIS Junior TRACEY Tyquendo FEARON Joel	
20	20	KOR	SUK Youngjin CHAE Byungdo CHUN Suhyun LEE Doyun	
21	21	ISR	EDELMAN Adam CHEN Menachem ZISMAN Uri KATZ Omer	
22	22	CHN	LI Chunjian JIANG Maoyuan YE Jielong DING Yunda	



## Start List

Lista di partenza / Liste de départ

Start Order	Start No.	NOC Code	Name	Remarks
23	23	TTO	BROWN Axel JOHN De Aundre JOHN Shakeel WILLIAMS Xaverri	
24	24	ROU	TENTEA Mihai Cristian PACIOIANU Mihai Daniel IORDACHE George DINESCU Constantin	
25	25	CHN	SUN Kaizhi ZHANG Jin SHI Yaolong AN Tai	
26	26	AUT	MANDLBAUER Jakob BERTSCHLER Daniel MITTERER Sebastian NICHOLS-BARDI Daiyehan	
27	27	USA	del DUCA Frankie NIEDERHOFER Boone SOSOO Bryan WILLIAMSON Joshua	

**Note:**

In the listing of team names, the pilot is always shown first.

**Legend:**

**No.** Number



## Start List

Lista di partenza / Liste de départ

<b>START RECORD</b>	LOCHNER Johannes, MARGIS Thorsten, WENZEL Jorn, FLEISCHHAUER Georg	GER	4.73	21 FEB 2026
	FRIEDRICH Francesco, SOMMER Matthias, SCHULLER Alexander, STRAUB Felix	GER	4.73	21 FEB 2026
<b>TRACK RECORD</b>	LOCHNER Johannes, MARGIS Thorsten, WENZEL Jorn, FLEISCHHAUER Georg	GER	53.91	21 FEB 2026

Start Order	Start No.	NOC Code	Name	Start Time	Time	Total Time	Time Behind	Remarks
1	21	ISR	EDELMAN Adam CHEN Menachem ZISMAN Uri KATZ Omer	5.04	55.53	55.53	+1.62 (25)	
2	20	KOR	SUK Youngjin CHAE Byungdo CHUN Suhyun LEE Doyun	4.92	55.51	55.51	+1.60 (24)	
3	19	JAM	PITTER Shane HARRIS Junior TRACEY Tyquendo FEARON Joel	4.81	55.28	55.28	+1.37 (23)	
4	14	CAN	DEARBORN Jay ESKRICK-PARKINSON Yohan STOIKOS Luka ZANETTE Mark	4.82	55.18	55.18	+1.27 (22)	
5	26	AUT	MANDLBAUER Jakob BERTSCHLER Daniel MITTERER Sebastian NICHOLS-BARDI Daiyehan	4.86	55.14	55.14	+1.23 (21)	
6	18	NED	WESSELINK Dave FRANJIC Janko FRANJIC Jelen KOSTER Timme	4.80	55.09	55.09	+1.18 (20)	
7	16	LIE	KRANZ Martin BUEHLER Mauro LENHERR Lorenz TSCHOFEN David	5.01	55.08	55.08	+1.17 (19)	
8	22	CHN	LI Chunjian JIANG Maoyuan YE Jielong DING Yunda	4.88	55.07	55.07	+1.16 (18)	
9	25	CHN	SUN Kaizhi ZHANG Jin SHI Yaolong AN Tai	4.81	55.05	55.05	+1.14 (=16)	
10	24	ROU	TENTEA Mihai Cristian PACIOIANU Mihai Daniel IORDACHE George DINESCU Constantin	4.92	55.05	55.05	+1.14 (=16)	



### Start List

Lista di partenza / Liste de départ

Start Order	Start No.	NOC Code	Name	Start Time	Time	Total Time	Time Behind	Remarks
11	17	BRA	BINDILATTI Edson Luques de SOUZA Davidson Henrique SOUZA da SILVA Rafael BACCA GONCALVES Luis	4.92	55.04	55.04	+1.13 (15)	
12	27	USA	del DUCA Frankie NIEDERHOFER Boone SOSOO Bryan WILLIAMSON Joshua	4.86	55.03	55.03	+1.12 (14)	
13	15	SUI	ROHNER Timo MOSER Pascal HERSPERGER Mathieu BIERI Cyril	4.91	54.99	54.99	+1.08 (13)	
14	5	AUT	TREICHL Markus SAMMER Markus STEPAN Sascha HUBER Kristian	4.76	54.80	54.80	+0.89 (12)	
15	10	CAN	AUSTIN Taylor BRUGGELING Keaton EVELYN Mike MURRAY-LAWRENCE Shaquille	4.84	54.72	54.72	+0.81 (11)	
16	13	LAT	KALENDA Jekabs KAUFMANIS Lauris MIKNIS Matiss KLAVA Mairis	4.82	54.64	54.64	+0.73 (10)	
17	11	USA	HORN Kristopher FURNELL Caleb POWELL Hunter VISSERING Carsten	4.76	54.60	54.60	+0.69 (=8)	
18	9	KOR	KIM Jinsu KIM Hyeonggeun LEE Geonu KIM Sunwook	4.79	54.60	54.60	+0.69 (=8)	
19	6	ITA	BAUMGARTNER Patrick BILOTTI Lorenzo FANTAZZINI Eric MIRCEA Robert	4.84	54.55	54.55	+0.64 (7)	
20	7	SUI	VOGT Michael HAAS Andreas NDIAYE Amadou David AEBERHARD Mario	4.80	54.53	54.53	+0.62 (6)	
21	3	GER	AMMOUR Adam AMMOUR Issam TASCHE Joshua SCHALLER Alexander	4.78	54.51	54.51	+0.60 (5)	



## Start List

Lista di partenza / Liste de départ

Start Order	Start No.	NOC Code	Name	Start Time	Time	Total Time	Time Behind	Remarks
22	8	SUI	FOLLADOR Cedric ROLLI Luca ANNEN Tim VOGELE Omar	4.86	54.49	54.49	+0.58	(4)
23	4	GBR	HALL Brad CAKETT Greg GREENWOOD Leon LAWRENCE Taylor	4.78	54.39	54.39	+0.48	(3)
24	2	GER	FRIEDRICH Francesco SOMMER Matthias SCHULLER Alexander STRAUB Felix	4.73	54.30	54.30	+0.39	(2)
25	1	GER	LOCHNER Johannes MARGIS Thorsten WENZEL Jorn FLEISCHHAUER Georg	4.73	53.91	53.91		(1)
26	12	FRA	HEINRICH Romain HAUTERVILLE Dorian BLAIRON Nils RIOU Antoine	4.81	55.59	55.59	+1.68	(26)
27	23	TTO	BROWN Axel JOHN De Aundre JOHN Shakeel WILLIAMS Xaverri	4.95	55.72	55.72	+1.81	(27)

**Note:**

In the listing of team names, the pilot is always shown first.

**Legend:**

= Equal sign indicates that two or more sleds share the same rank      **No.** Number



Start List

Lista di partenza / Liste de départ

REVISED  
22 FEB 8:27

<b>START RECORD</b>	FRIEDRICH Francesco, SOMMER Matthias, SCHULLER Alexander, STRAUB Felix	GER	4.71	21 FEB 2026
<b>TRACK RECORD</b>	LOCHNER Johannes, MARGIS Thorsten, WENZEL Jorn, FLEISCHHAUER Georg	GER	53.91	21 FEB 2026

Start Order	Start No.	NOC Code	Name	Start Time	Time	Total Time	Time Behind	Remarks
1	1	GER	LOCHNER Johannes	4.73	53.91	1:48.61		(1)
			MARGIS Thorsten	4.77	54.70			
			WENZEL Jorn					
			FLEISCHHAUER Georg					
2	2	GER	FRIEDRICH Francesco	4.73	54.30	1:49.04	+0.43	(2)
			SOMMER Matthias	4.71	54.74			
			SCHULLER Alexander					
			STRAUB Felix					
3	3	GER	AMMOUR Adam	4.78	54.51	1:49.20	+0.59	(3)
			AMMOUR Issam	4.79	54.69			
			TASCHE Joshua					
			SCHALLER Alexander					
4	7	SUI	VOGT Michael	4.80	54.53	1:49.32	+0.71	(4)
			HAAS Andreas	4.81	54.79			
			NDIAYE Amadou David					
			AEBERHARD Mario					
5	6	ITA	BAUMGARTNER Patrick	4.84	54.55	1:49.39	+0.78	(5)
			BILOTTI Lorenzo	4.80	54.84			
			FANTAZZINI Eric					
			MIRCEA Robert					
6	8	SUI	FOLLADOR Cedric	4.86	54.49	1:49.40	+0.79	(6)
			ROLLI Luca	4.86	54.91			
			ANNEN Tim					
			VOGELE Omar					
7	4	GBR	HALL Brad	4.78	54.39	1:49.43	+0.82	(7)
			CAKETT Greg	4.78	55.04			
			GREENWOOD Leon					
			LAWRENCE Taylor					
8	9	KOR	KIM Jinsu	4.79	54.60	1:49.50	+0.89	(8)
			KIM Hyeonggeun	4.76	54.90			
			LEE Geonu					
			KIM Sunwook					
9	11	USA	HORN Kristopher	4.76	54.60	1:49.61	+1.00	(9)
			FURNELL Caleb	4.74	55.01			
			POWELL Hunter					
			VISSERING Carsten					
10	5	AUT	TREICHL Markus	4.76	54.80	1:49.70	+1.09	(10)
			SAMMER Markus	4.77	54.90			
			STEPAN Sascha					
			HUBER Kristian					
11	13	LAT	KALENDA Jekabs	4.82	54.64	1:49.87	+1.26	(11)
			KAUFMANIS Lauris	4.81	55.23			
			MIKNIS Matiss					
			KLAVA Mairis					



Start List

Lista di partenza / Liste de départ

REVISED  
22 FEB 8:27

Start Order	Start No.	NOC Code	Name	Start Time	Time	Total Time	Time Behind	Remarks
12	27	USA	del DUCA Frankie NIEDERHOFER Boone SOSOO Bryan WILLIAMSON Joshua	4.86 4.83	55.03 54.99	1:50.02	+1.41 (12)	
13	18	NED	WESSELINK Dave FRANJIC Janko FRANJIC Jelen KOSTER Timme	4.80 4.79	55.09 55.00	1:50.09	+1.48 (13)	
14	10	CAN	AUSTIN Taylor BRUGGELING Keaton EVELYN Mike MURRAY-LAWRENCE Shaquille	4.84 4.83	54.72 55.42	1:50.14	+1.53 (14)	
15	15	SUI	ROHNER Timo MOSER Pascal HERSPERGER Mathieu BIERI Cyril	4.91 4.91	54.99 55.16	1:50.15	+1.54 (15)	
16	24	ROU	TENTEA Mihai Cristian PACIOIANU Mihai Daniel IORDACHE George DINESCU Constantin	4.92 4.94	55.05 55.12	1:50.17	+1.56 (16)	
17	25	CHN	SUN Kaizhi ZHANG Jin SHI Yaolong AN Tai	4.81 4.83	55.05 55.21	1:50.26	+1.65 (17)	
18	22	CHN	LI Chunjian JIANG Maoyuan YE Jielong DING Yunda	4.88 4.87	55.07 55.36	1:50.43	+1.82 (18)	
19	14	CAN	DEARBORN Jay ESKRICK-PARKINSON Yohan STOIKOS Luka ZANETTE Mark	4.82 4.79	55.18 55.27	1:50.45	+1.84 (19)	
20	17	BRA	BINDILATTI Edson Luques de SOUZA Davidson Henrique SOUZA da SILVA Rafael BACCA GONCALVES Luis	4.92 4.93	55.04 55.42	1:50.46	+1.85 (=20)	
21	16	LIE	KRANZ Martin BUEHLER Mauro LENHERR Lorenz TSCHOFEN David	5.01 4.98	55.08 55.38	1:50.46	+1.85 (=20)	
22	19	JAM	PITTER Shane HARRIS Junior TRACEY Tyquendo FEARON Joel	4.81 4.80	55.28 55.29	1:50.57	+1.96 (22)	



### Start List

Lista di partenza / Liste de départ

**REVISED**  
22 FEB 8:27

Start Order	Start No.	NOC Code	Name	Start Time	Time	Total Time	Time Behind	Remarks
23	20	KOR	SUK Youngjin	4.92	55.51	1:50.73	+2.12	(23)
			CHAE Byungdo	4.90	55.22			
			CHUN Suhyun					
			LEE Doyun					
24	21	ISR	EDELMAN Adam	5.04	55.53	1:51.16	+2.55	(24)
			CHEN Menachem	5.03	55.63			
			ZISMAN Uri					
			KATZ Omer					

**Note:**

In the listing of team names, the pilot is always shown first.

**Legend:**

= Equal sign indicates that two or more sleds share the same rank      **No.** Number

**REVISED**

Team ISR (EDELMAN Adam) - reverted crew change



Start List

Lista di partenza / Liste de départ

REVISED  
22 FEB 11:46

<b>START RECORD</b>	FRIEDRICH Francesco, SOMMER Matthias, SCHULLER Alexander, STRAUB Felix	GER	4.71	21 FEB 2026
<b>TRACK RECORD</b>	LOCHNER Johannes, MARGIS Thorsten, WENZEL Jorn, FLEISCHHAUER Georg	GER	53.91	21 FEB 2026

Start Order	Start No.	NOC Code	Name	Start Time	Time	Total Time	Time Behind	Remarks
1	14	CAN	DEARBORN Jay	4.82	55.18	2:45.87	+3.01 (20)	
			ESKRICK-PARKINSON Yohan	4.79	55.27			
			STOIKOS Luka	4.81	55.42			
			ZANETTE Mark					
2	17	BRA	BINDILATTI Edson Luques	4.92	55.04	2:45.84	+2.98 (19)	
			de SOUZA Davidson Henrique	4.93	55.42			
			SOUZA da SILVA Rafael	4.94	55.38			
			BACCA GONCALVES Luis					
3	22	CHN	LI Chunjian	4.88	55.07	2:45.65	+2.79 (18)	
			JIANG Maoyuan	4.87	55.36			
			YE Jielong	4.89	55.22			
			DING Yunda					
4	10	CAN	AUSTIN Taylor	4.84	54.72	2:45.25	+2.39 (17)	
			BRUGGELING Keaton	4.83	55.42			
			EVELYN Mike	4.87	55.11			
			MURRAY-LAWRENCE Shaquille					
5	18	NED	WESSELINK Dave	4.80	55.09	2:45.24	+2.38 (16)	
			FRANJIC Janko	4.79	55.00			
			FRANJIC Jelen	4.82	55.15			
			KOSTER Timme					
6	25	CHN	SUN Kaizhi	4.81	55.05	2:45.23	+2.37 (15)	
			ZHANG Jin	4.83	55.21			
			SHI Yaolong	4.81	54.97			
			AN Tai					
7	24	ROU	TENTEA Mihai Cristian	4.92	55.05	2:45.22	+2.36 (14)	
			PACIOIANU Mihai Daniel	4.94	55.12			
			NICA Andrei	4.95	55.05			
			DINESCU Constantin					
8	15	SUI	ROHNER Timo	4.91	54.99	2:45.07	+2.21 (13)	
			MOSER Pascal	4.91	55.16			
			HERSPERGER Mathieu	4.94	54.92			
			BIERI Cyril					
9	27	USA	del DUCA Frankie	4.86	55.03	2:44.99	+2.13 (12)	
			NIEDERHOFER Boone	4.83	54.99			
			SOSOO Bryan	4.85	54.97			
			WILLIAMSON Joshua					
10	11	USA	HORN Kristopher	4.76	54.60	2:44.83	+1.97 (11)	
			FURNELL Caleb	4.74	55.01			
			POWELL Hunter	4.78	55.22			
			VISSERING Carsten					



Start List

Lista di partenza / Liste de départ

REVISED  
22 FEB 11:46

Start Order	Start No.	NOC Code	Name	Start Time	Time	Total Time	Time Behind	Remarks
11	13	LAT	KALENDA Jekabs	4.82	54.64	2:44.72	+1.86	(10)
			KAUFMANIS Lauris	4.81	55.23			
			MIKNIS Matiss	4.85	54.85			
			KLAVA Mairis					
12	5	AUT	TREICHL Markus	4.76	54.80	2:44.40	+1.54	(9)
			SAMMER Markus	4.77	54.90			
			STEPAN Sascha	4.79	54.70			
			HUBER Kristian					
13	9	KOR	KIM Jinsu	4.79	54.60	2:44.25	+1.39	(8)
			KIM Hyeonggeun	4.76	54.90			
			LEE Geonu	4.77	54.75			
			KIM Sunwook					
14	8	SUI	FOLLADOR Cedric	4.86	54.49	2:44.09	+1.23	(=6)
			ROLLI Luca	4.86	54.91			
			ANNEN Tim	4.87	54.69			
			VOGELE Omar					
15	4	GBR	HALL Brad	4.78	54.39	2:44.09	+1.23	(=6)
			CAKETT Greg	4.78	55.04			
			GREENWOOD Leon	4.78	54.66			
			LAWRENCE Taylor					
16	6	ITA	BAUMGARTNER Patrick	4.84	54.55	2:43.96	+1.10	(5)
			BILOTTI Lorenzo	4.80	54.84			
			FANTAZZINI Eric	4.85	54.57			
			MIRCEA Robert					
17	7	SUI	VOGT Michael	4.80	54.53	2:43.87	+1.01	(4)
			HAAS Andreas	4.81	54.79			
			NDIAYE Amadou David	4.83	54.55			
			AEBERHARD Mario					
18	3	GER	AMMOUR Adam	4.78	54.51	2:43.78	+0.92	(3)
			AMMOUR Issam	4.79	54.69			
			TASCHE Joshua	4.78	54.58			
			SCHALLER Alexander					
19	2	GER	FRIEDRICH Francesco	4.73	54.30	2:43.34	+0.48	(2)
			SOMMER Matthias	4.71	54.74			
			SCHULLER Alexander	4.72	54.30			
			STRAUB Felix					
20	1	GER	LOCHNER Johannes	4.73	53.91	2:42.86		(1)
			MARGIS Thorsten	4.77	54.70			
			WENZEL Jorn	4.78	54.25			
			FLEISCHHAUER Georg					

Note:

In the listing of team names, the pilot is always shown first.

Legend:

(R) Replaced = Equal sign indicates that two or more sleds share the same rank No. Number

REVISED

Team ROU (TENEA Mihai Cristian) - IORDACHE George replaced by NICA Andrei



**Results**  
Risultati / Résultats

Start Order	Start No.	NOC Code	Pilot Name	Start Time	Int. 1	Int. 2	Int. 3	Int. 4	Finish Time	Time Behind	Top Speed (km/h)
1	1	AUS	WALKER Bree	5.40 (12)	18.00 (12)	27.75 (15)	37.78 (=16)	47.32 (16)	58.22 (=16)	+1.13	129.19
				5.38 (=6)	17.88 (=5)	27.67 (12)	37.72 (13)	47.23 (13)	57.96 (13)	+0.92	129.60
2	2	AUS	BLIZZARD Sarah	5.47 (13)	18.01 (=13)	27.64 (=13)	37.59 (13)	47.06 (13)	57.78 (=12)	+0.69	128.08
				5.45 (13)	18.10 (16)	27.89 (=17)	37.94 (19)	47.50 (19)	58.31 (17)	+1.27	127.69
3	3	POL	WEISZEWSKI Linda	5.48 (=14)	18.08 (16)	27.77 (16)	37.78 (=16)	47.37 (18)	58.28 (19)	+1.19	
				5.48 (15)	18.07 (=14)	27.80 (15)	37.85 (15)	47.45 (=16)	58.37 (20)	+1.33	
4	4	SUI	HASLER Melanie	5.27 (=2)	17.71 (=2)	27.41 (6)	37.42 (9)	46.92 (9)	57.66 (9)	+0.57	129.22
				5.29 (2)	17.74 (2)	27.38 (2)	37.31 (=4)	46.77 (=3)	57.51 (2)	+0.47	130.07
5	5	SUI	ANNEN Debora	5.32 (4)	17.76 (4)	27.35 (4)	37.26 (4)	46.71 (4)	57.39 (3)	+0.30	130.55
				5.39 (=10)	17.89 (7)	27.58 (10)	37.57 (10)	47.06 (10)	57.74 (9)	+0.70	130.20
6	6	TPE	LIN Sin-Rong	5.60 (21)	18.28 (21)	28.22 (24)	38.46 (24)	48.17 (24)	59.17 (24)	+2.08	124.74
				5.64 (=22)	18.38 (23)	28.33 (24)	38.57 (24)	48.24 (24)	59.22 (24)	+2.18	125.26
7	7	CHN	HUAI Mingming	5.48 (=14)	18.01 (=13)	27.64 (=13)	37.62 (14)	47.16 (14)	57.98 (14)	+0.89	128.68
				5.51 (=16)	18.07 (=14)	27.69 (13)	37.65 (12)	47.18 (12)	58.01 (14)	+0.97	128.83
8	8	CHN	YING Qing	5.53 (19)	18.12 (17)	27.79 (18)	37.82 (18)	47.36 (17)	58.36 (21)	+1.27	128.32
				5.55 (19)	18.18 (18)	27.89 (=17)	37.92 (18)	47.48 (18)	58.35 (19)	+1.31	127.58
9	9	ITA	ANDREUTTI Giada	5.48 (=14)	18.02 (15)	27.63 (12)	37.56 (12)	47.04 (12)	57.73 (11)	+0.64	128.28
				5.47 (14)	17.98 (11)	27.57 (9)	37.48 (8)	46.93 (=7)	57.62 (7)	+0.58	128.58
10	10	ITA	de SILVESTRO Simona	5.52 (=17)	18.17 (19)	27.99 (20)	38.12 (21)	47.72 (22)	58.61 (22)	+1.52	128.69
				5.56 (20)	18.28 (21)	28.21 (=21)	38.43 (23)	48.05 (23)	58.93 (23)	+1.89	128.46
11	11	KOR	KIM Yooran	5.66 (23)	18.33 (=22)	28.03 (21)	37.99 (20)	47.48 (20)	58.22 (=16)	+1.13	126.80
				5.59 (21)	18.22 (20)	27.92 (19)	37.88 (=16)	47.32 (15)	58.07 (15)	+1.03	127.74
12	12	AUT	BEIERL Katrin	5.79 (24)	18.43 (24)	28.15 (22)	38.15 (22)	47.64 (21)	58.33 (20)	+1.24	127.73
				5.87 (24)	18.54 (24)	28.21 (=21)	38.18 (21)	47.65 (21)	58.29 (16)	+1.25	128.16
13	13	AUT	HASLWANTER Lea	5.64 (22)	18.33 (=22)	28.19 (23)	38.34 (23)	47.93 (23)	58.78 (23)	+1.69	
				5.64 (=22)	18.35 (22)	28.23 (23)	38.35 (22)	47.94 (22)	58.78 (22)	+1.74	
14	14	CAN	APPIAH Cynthia	5.33 (=5)	17.81 (6)	27.40 (5)	37.37 (8)	46.89 (8)	57.78 (=12)	+0.69	128.45
				5.38 (=6)	17.91 (=8)	27.55 (8)	37.51 (9)	47.03 (9)	57.92 (=11)	+0.88	128.37
15	15	CAN	LOTHOLZ Melissa	5.37 (11)	17.88 (11)	27.49 (9)	37.36 (7)	46.80 (7)	57.48 (6)	+0.39	129.74
				5.38 (=6)	17.88 (=5)	27.45 (5)	37.31 (=4)	46.77 (=3)	57.53 (=4)	+0.49	128.88
16	16	CAN	RIBI Bianca	5.27 (=2)	17.71 (=2)	27.27 (2)	37.18 (2)	46.68 (3)	57.43 (5)	+0.34	129.29
				5.32 (3)	17.80 (3)	27.39 (3)	37.26 (2)	46.76 (2)	57.52 (3)	+0.48	129.51
17	17	GBR	NICOLL Adele	5.35 (=8)	17.87 (=9)	27.52 (=10)	37.46 (10)	46.93 (10)	57.68 (10)	+0.59	130.70
				5.40 (12)	17.91 (=8)	27.51 (7)	37.45 (7)	46.93 (=7)	57.63 (8)	+0.59	130.33
18	18	SVK	CERNANSKA Viktoria	5.52 (=17)	18.13 (18)	27.78 (17)	37.75 (15)	47.25 (15)	58.06 (15)	+0.97	129.89
				5.53 (18)	18.16 (17)	27.86 (16)	37.88 (=16)	47.45 (=16)	58.33 (18)	+1.29	129.01
19	19	USA	ARMBRUSTER HUMPHR.	5.34 (7)	17.82 (7)	27.42 (7)	37.31 (5)	46.74 (5)	57.50 (7)	+0.41	
				5.37 (=4)	17.87 (4)	27.42 (4)	37.29 (3)	46.79 (6)	57.53 (=4)	+0.49	128.58
20	20	USA	LOVE Kaysha	5.35 (=8)	17.86 (8)	27.45 (8)	37.33 (6)	46.75 (6)	57.41 (4)	+0.32	129.04
				5.39 (=10)	17.92 (10)	27.50 (6)	37.37 (6)	46.78 (5)	57.53 (=4)	+0.49	128.88
21	21	USA	MEYERS TAYLOR Elana	5.36 (10)	17.87 (=9)	27.52 (=10)	37.48 (11)	46.94 (11)	57.61 (8)	+0.52	129.47
				5.37 (=4)	17.99 (=12)	27.64 (11)	37.58 (11)	47.11 (11)	57.86 (10)	+0.82	128.67
22	22	GER	NOLTE Laura						DNS		
									DNS		
23	23	GER	KALICKI Kim	5.33 (=5)	17.79 (5)	27.34 (3)	37.19 (3)	46.55 (1)	57.09 (1)	0.00	129.64
				5.38 (=6)	17.99 (=12)	27.74 (14)	37.76 (14)	47.24 (14)	57.92 (=11)	+0.88	128.66
24	24	GER	BUCKWITZ Lisa	5.23 (1)	17.66 (1)	27.23 (1)	37.13 (1)	46.64 (2)	57.37 (2)	+0.28	127.26
				5.27 (1)	17.72 (1)	27.28 (1)	37.13 (1)	46.49 (1)	57.04 (1)	0.00	130.33



**Results**  
Risultati / Résultats

Start Order	Start No.	NOC Code	Pilot Name	Start Time	Int. 1	Int. 2	Int. 3	Int. 4	Finish Time	Time Behind	Top Speed (km/h)
25	25	FRA	BOCH Margot	5.54 (20)	18.20 (20)	27.92 (19)	37.94 (19)	47.46 (19)	<b>58.26</b> (18)	+1.17	129.19
				5.51 (=16)	18.19 (19)	27.96 (20)	38.01 (20)	47.56 (20)	<b>58.41</b> (21)	+1.37	127.79

**Note:**  
Top speed is measured by sensors at any point along the track.

**Legend:**  
= Equal sign indicates that two or more sleds share the same rank      **DNS** Did Not Start      **Int.** Intermediate time  
**No.** Number



## Performance Analysis

Analisi delle prestazioni / Analyse des performances

Start Order	Start No.	NOC Code	Pilot Name	Start Time	S-1	1-2	2-3	3-4	4-F	Finish Time	Time Behind	Top Speed (km/h)
1	1	AUS	WALKER Bree	5.40 (12)	12.60 (=16)	9.75 (21)	10.03 (=20)	9.54 (=18)	10.90 (21)	58.22 (=16)	+1.13	129.19
				5.38 (=6)	12.50 (=4)	9.79 (=20)	10.05 (=18)	9.51 (13)	10.73 (7)	57.96 (13)	+0.92	129.60
2	2	AUS	BLIZZARD Sarah	5.47 (13)	12.54 (=13)	9.63 (=10)	9.95 (10)	9.47 (=7)	10.72 (8)	57.78 (=12)	+0.69	128.08
				5.45 (13)	12.65 (19)	9.79 (=20)	10.05 (=18)	9.56 (=18)	10.81 (15)	58.31 (17)	+1.27	127.69
3	3	POL	WEISZEWSKI Linda	5.48 (=14)	12.60 (=16)	9.69 (16)	10.01 (=17)	9.59 (=21)	10.91 (22)	58.28 (19)	+1.19	
				5.48 (15)	12.59 (13)	9.73 (17)	10.05 (=18)	9.60 (22)	10.92 (23)	58.37 (20)	+1.33	
4	4	SUI	HASLER Melanie	5.27 (=2)	12.44 (=2)	9.70 (=17)	10.01 (=17)	9.50 (=12)	10.74 (=10)	57.66 (9)	+0.57	129.22
				5.29 (2)	12.45 (=1)	9.64 (=9)	9.93 (7)	9.46 (=5)	10.74 (=8)	57.51 (2)	+0.47	130.07
5	5	SUI	ANNEN Debora	5.32 (4)	12.44 (=2)	9.59 (=4)	9.91 (=6)	9.45 (5)	10.68 (=4)	57.39 (3)	+0.30	130.55
				5.39 (=10)	12.50 (=4)	9.69 (13)	9.99 (14)	9.49 (10)	10.68 (=3)	57.74 (9)	+0.70	130.20
6	6	TPE	LIN Sin-Rong	5.60 (21)	12.68 (23)	9.94 (24)	10.24 (24)	9.71 (24)	11.00 (=23)	59.17 (24)	+2.08	124.74
				5.64 (=22)	12.74 (24)	9.95 (24)	10.24 (24)	9.67 (24)	10.98 (24)	59.22 (24)	+2.18	125.26
7	7	CHN	HUAI Mingming	5.48 (=14)	12.53 (12)	9.63 (=10)	9.98 (15)	9.54 (=18)	10.82 (17)	57.98 (14)	+0.89	128.68
				5.51 (=16)	12.56 (12)	9.62 (8)	9.96 (=10)	9.53 (=15)	10.83 (16)	58.01 (14)	+0.97	128.83
8	8	CHN	YING Qing	5.53 (19)	12.59 (15)	9.67 (15)	10.03 (=20)	9.54 (=18)	11.00 (=23)	58.36 (21)	+1.27	128.32
				5.55 (19)	12.63 (=16)	9.71 (16)	10.03 (17)	9.56 (=18)	10.87 (19)	58.35 (19)	+1.31	127.58
9	9	ITA	ANDREUTTI Giada	5.48 (=14)	12.54 (=13)	9.61 (=8)	9.93 (8)	9.48 (9)	10.69 (=6)	57.73 (11)	+0.64	128.28
				5.47 (14)	12.51 (=8)	9.59 (=5)	9.91 (6)	9.45 (4)	10.69 (5)	57.62 (7)	+0.58	128.58
10	10	ITA	de SILVESTRO S	5.52 (=17)	12.65 (20)	9.82 (22)	10.13 (22)	9.60 (23)	10.89 (=19)	58.61 (22)	+1.52	128.69
				5.56 (20)	12.72 (23)	9.93 (23)	10.22 (23)	9.62 (23)	10.88 (=20)	58.93 (23)	+1.89	128.46
11	11	KOR	KIM Yooran	5.66 (23)	12.67 (22)	9.70 (=17)	9.96 (=11)	9.49 (=10)	10.74 (=10)	58.22 (=16)	+1.13	126.80
				5.59 (21)	12.63 (=16)	9.70 (=14)	9.96 (=10)	9.44 (3)	10.75 (=10)	58.07 (15)	+1.03	127.74
12	12	AUT	BEIERL Katrin	5.79 (24)	12.64 (19)	9.72 (=19)	10.00 (16)	9.49 (=10)	10.69 (=6)	58.33 (20)	+1.24	127.73
				5.87 (24)	12.67 (20)	9.67 (12)	9.97 (13)	9.47 (7)	10.64 (2)	58.29 (16)	+1.25	128.16
13	13	AUT	HASLWANTER Lea	5.64 (22)	12.69 (24)	9.86 (23)	10.15 (23)	9.59 (=21)	10.85 (18)	58.78 (23)	+1.69	
				5.64 (=22)	12.71 (22)	9.88 (22)	10.12 (22)	9.59 (21)	10.84 (17)	58.78 (22)	+1.74	
14	14	CAN	APPIAH Cynthia	5.33 (=5)	12.48 (=6)	9.59 (=4)	9.97 (=13)	9.52 (=16)	10.89 (=19)	57.78 (=12)	+0.69	128.45
				5.38 (=6)	12.53 (=10)	9.64 (=9)	9.96 (=10)	9.52 (14)	10.89 (22)	57.92 (=11)	+0.88	128.37
15	15	CAN	LOTHOLZ Melissa	5.37 (11)	12.51 (=8)	9.61 (=8)	9.87 (2)	9.44 (4)	10.68 (=4)	57.48 (6)	+0.39	129.74
				5.38 (=6)	12.50 (=4)	9.57 (3)	9.86 (2)	9.46 (=5)	10.76 (=13)	57.53 (=4)	+0.49	128.88
16	16	CAN	RIBI Bianca	5.27 (=2)	12.44 (=2)	9.56 (2)	9.91 (=6)	9.50 (=12)	10.75 (=12)	57.43 (5)	+0.34	129.29
				5.32 (3)	12.48 (3)	9.59 (=5)	9.87 (=3)	9.50 (=11)	10.76 (=13)	57.52 (3)	+0.48	129.51
17	17	GBR	NICOLL Adele	5.35 (=8)	12.52 (11)	9.65 (=12)	9.94 (9)	9.47 (=7)	10.75 (=12)	57.68 (10)	+0.59	130.70
				5.40 (12)	12.51 (=8)	9.60 (7)	9.94 (=8)	9.48 (=8)	10.70 (6)	57.63 (8)	+0.59	130.33
18	18	SVK	CERNANSKA Viktoria	5.52 (=17)	12.61 (18)	9.65 (=12)	9.97 (=13)	9.50 (=12)	10.81 (16)	58.06 (15)	+0.97	129.89
				5.53 (18)	12.63 (=16)	9.70 (=14)	10.02 (=15)	9.57 (20)	10.88 (=20)	58.33 (18)	+1.29	129.01
19	19	USA	ARMBRUSTER HUMPHR.	5.34 (7)	12.48 (=6)	9.60 (7)	9.89 (4)	9.43 (3)	10.76 (14)	57.50 (7)	+0.41	
				5.37 (=4)	12.50 (=4)	9.55 (1)	9.87 (=3)	9.50 (=11)	10.74 (=8)	57.53 (=4)	+0.49	128.58
20	20	USA	LOVE Kaysha	5.35 (=8)	12.51 (=8)	9.59 (=4)	9.88 (3)	9.42 (2)	10.66 (2)	57.41 (4)	+0.32	129.04
				5.39 (=10)	12.53 (=10)	9.58 (4)	9.87 (=3)	9.41 (2)	10.75 (=10)	57.53 (=4)	+0.49	128.88
21	21	USA	MEYERS TAYLOR E	5.36 (10)	12.51 (=8)	9.65 (=12)	9.96 (=11)	9.46 (6)	10.67 (3)	57.61 (8)	+0.52	129.47
				5.37 (=4)	12.62 (15)	9.65 (11)	9.94 (=8)	9.53 (=15)	10.75 (=10)	57.86 (10)	+0.82	128.67
22	22	GER	NOLTE Laura							DNS		
										DNS		
23	23	GER	KALICKI Kim	5.33 (=5)	12.46 (5)	9.55 (1)	9.85 (1)	9.36 (1)	10.54 (1)	57.09 (1)	0.00	129.64
				5.38 (=6)	12.61 (14)	9.75 (18)	10.02 (=15)	9.48 (=8)	10.68 (=3)	57.92 (=11)	+0.88	128.66
24	24	GER	BUCKWITZ Lisa	5.23 (1)	12.43 (1)	9.57 (3)	9.90 (5)	9.51 (15)	10.73 (9)	57.37 (2)	+0.28	127.26
				5.27 (1)	12.45 (=1)	9.56 (2)	9.85 (1)	9.36 (1)	10.55 (1)	57.04 (1)	0.00	130.33



## Performance Analysis

Analisi delle prestazioni / Analyse des performances

Start Order	Start No.	NOC Code	Pilot Name	Start Time	S-1	1-2	2-3	3-4	4-F	Finish Time	Time Behind	Top Speed (km/h)
25	25	FRA	BOCH Margot	5.54	(20) 12.66 (21)	9.72 (=19)	10.02 (19)	9.52 (=16)	10.80 (15)	<b>58.26</b> (18)	+1.17	129.19
				5.51 (=16)	12.68 (21)	9.77 (19)	10.05 (=18)	9.55 (17)	10.85 (18)	<b>58.41</b> (21)	+1.37	127.79

**Note:**

Top speed is measured by sensors along the track.

**Legend:**

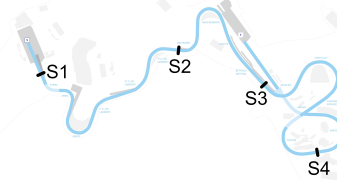
= Equal sign indicates that two or more sleds share the same rank  
**1-2** 1st to 2nd intermediate point  
**2-3** 2nd to 3rd intermediate point  
**3-4** 3rd to 4th intermediate point  
**4-F** 4th intermediate point to finish  
**DNS** Did Not Start  
**No.** Number  
**S-1** Start to 1st intermediate point



**Speeds**  
Velocità / Vitesses

Measurement Points:

50m (S1)
After curve 6 (S2)
Before curve 10 (S3)
Between curve 14 & 15 (S4)



Start Order	NOC Code	Pilot Name	Start Time	Speeds (km/h)				Finish Time
				S1	S2	S3	S4	
1	AUS	WALKER Bree	5.40 (12)	43.10 (=10)	93.55 (21)	115.31 (19)	123.28 (=18)	58.22(=16)
			5.38 (=6)	43.29 (6)	93.02 (21)	115.38(=15)	124.91 (=7)	57.96 (13)
2	AUS	BLIZZARD Sarah	5.47 (13)	42.85 (14)	94.53(=10)	115.97(=12)	125.08 (8)	57.78(=12)
			5.45 (13)	42.97 (14)	93.21 (20)	114.86 (21)	124.30(=14)	58.31 (17)
3	POL	WEISZEWSKI Linda	5.48 (=14)	42.82 (16)	94.24 (15)	115.23(=20)	123.20(=20)	58.28 (19)
			5.48 (15)	42.84 (15)	93.75(=16)	115.08 (19)	123.03 (22)	58.37 (20)
4	SUI	HASLER Melanie	5.27 (=2)	43.90 (2)	93.75 (19)	115.53(=16)	124.91 (=9)	57.66 (9)
			5.29 (2)	43.72 (2)	94.43 (11)	116.27 (7)	124.91 (=7)	57.51 (2)
5	SUI	ANNEN Debora	5.32 (4)	43.68 (4)	95.33 (2)	116.58 (5)	125.52 (3)	57.39 (3)
			5.39 (=10)	43.41 (4)	93.94 (13)	115.83 (11)	125.61 (4)	57.74 (9)
6	TPE	LIN Sin-Rong	5.60 (21)	42.18 (21)	91.18 (24)	112.85 (24)	122.69(=22)	59.17 (24)
			5.64 (=22)	42.05 (22)	91.13 (24)	112.92 (24)	122.19 (24)	59.22 (24)
7	CHN	HUAI Mingming	5.48 (=14)	42.81 (17)	94.53(=10)	115.45 (18)	124.05(=16)	57.98 (14)
			5.51 (=16)	42.72 (16)	94.73 (8)	115.60 (14)	123.96 (16)	58.01 (14)
8	CHN	YING Qing	5.53 (19)	42.68 (18)	94.19 (16)	115.23(=20)	121.95 (24)	58.36 (21)
			5.55 (19)	42.58 (18)	93.79(=14)	115.31 (17)	123.54 (20)	58.35 (19)
9	ITA	ANDREUTTI Giada	5.48 (=14)	42.90 (13)	95.03 (6)	116.27 (9)	125.43 (4)	57.73 (11)
			5.47 (14)	43.00(=12)	94.98 (6)	116.58(=4)	125.34(=5)	57.62 (7)
10	ITA	de SILVESTRO Simona	5.52 (=17)	42.83 (15)	92.64 (22)	114.50 (22)	123.28(=18)	58.61 (22)
			5.56 (20)	42.65 (17)	91.78 (23)	113.85 (23)	123.45 (21)	58.93 (23)
11	KOR	KIM Yooran	5.66 (23)	41.86 (24)	93.99 (17)	116.35(=7)	124.13(=14)	58.22(=16)
			5.59 (21)	42.25 (21)	93.79(=14)	116.42 (6)	124.30(=14)	58.07 (15)
12	AUT	BEIERL Katrin	5.79 (24)	42.02 (22)	93.84 (18)	116.12 (11)	125.26 (7)	58.33 (20)
			5.87 (24)	41.74 (24)	94.24 (12)	115.97 (9)	125.96 (2)	58.29 (16)
13	AUT	HASLWANTER Lea	5.64 (22)	42.01 (23)	92.21 (23)	114.21 (23)	122.69(=22)	58.78 (23)
			5.64(=22)	41.98 (23)	92.35 (22)	114.43 (22)	122.78 (23)	58.78 (22)
14	CAN	APPIAH Cynthia	5.33 (=5)	43.48 (5)	94.63 (9)	115.53(=16)	123.20(=20)	57.78(=12)
			5.38 (=6)	43.18 (8)	94.48 (10)	115.68 (13)	123.71 (17)	57.92(=11)
15	CAN	LOTHOLZ Melissa	5.37 (11)	43.42 (8)	95.18 (5)	116.65 (4)	125.34(=5)	57.48 (6)
			5.38 (=6)	43.32 (5)	95.23(=3)	116.73 (3)	124.56(=10)	57.53(=4)
16	CAN	RIBI Bianca	5.27 (=2)	43.82 (3)	95.28(=3)	116.35(=7)	124.74(=11)	57.43 (5)
			5.32 (3)	43.57 (3)	95.23(=3)	116.58(=4)	124.74 (9)	57.52 (3)
17	GBR	NICOLL Adele	5.35 (=8)	43.45 (7)	94.53(=10)	115.90 (14)	124.74(=11)	57.68 (10)
			5.40 (12)	43.26 (7)	94.78 (7)	115.75 (12)	125.34(=5)	57.63 (8)
18	SVK	CERNANSKA Viktoria	5.52 (=17)	42.55 (19)	94.33 (14)	116.20 (10)	124.22 (13)	58.06 (15)
			5.53 (18)	42.52 (19)	93.75(=16)	115.23 (18)	123.62(=18)	58.33 (18)
19	USA	ARMBRUSTER HUMPHRIES Kaillie	5.34 (7)	43.08 (12)	94.88 (8)	116.50 (6)	124.13(=14)	57.50 (7)
			5.37(=4)	43.02 (11)	95.38(=1)	116.20 (8)	124.56(=10)	57.53(=4)
20	USA	LOVE Kaysha	5.35 (=8)	43.10(=10)	94.98 (7)	116.80 (3)	125.61 (2)	57.41 (4)
			5.39(=10)	43.00(=12)	95.23(=3)	116.80 (2)	124.48 (12)	57.53(=4)
21	USA	MEYERS TAYLOR Elana	5.36 (10)	43.22 (9)	94.53(=10)	115.97(=12)	125.34(=5)	57.61 (8)
			5.37(=4)	43.07 (10)	94.68 (9)	115.38(=15)	124.39 (13)	57.86 (10)



**Speeds**  
Velocità / Vitesses

Start Order	NOC Code	Pilot Name	Start Time	Speeds (km/h)				Finish Time
				S1	S2	S3	S4	
22	GER	NOLTE Laura						DNS DNS
23	GER	KALICKI Kim	5.33 (=5)	43.46 (6)	<b>95.38</b> (1)	<b>117.34</b> (1)	<b>127.02</b> (1)	<b>57.09</b> (1)
			5.38 (=6)	43.10 (9)	93.36 (18)	115.90 (10)	125.87 (3)	<b>57.92</b> (=11)
24	GER	BUCKWITZ Lisa	5.23 (1)	<b>43.97</b> (1)	95.28 (=3)	116.88 (2)	124.91 (=9)	<b>57.37</b> (2)
			5.27 (1)	<b>43.80</b> (1)	95.38 (=1)	<b>117.41</b> (1)	<b>126.93</b> (1)	<b>57.04</b> (1)
25	FRA	BOCH Margot	5.54 (20)	42.52 (20)	93.70 (20)	115.68 (15)	124.05 (=16)	<b>58.26</b> (18)
			5.51 (=16)	42.46 (20)	93.26 (19)	115.01 (20)	123.62 (=18)	<b>58.41</b> (21)

**Legend:**

= Equal sign indicates that two or more sleds share the same rank

**DNS** Did Not Start



Results  
Risultati / Résultats

Start Order	Start No.	NOC Code	Pilot Name	Start Time	Int. 1	Int. 2	Int. 3	Int. 4	Finish Time	Time Behind	Top Speed (km/h)
1	25	FRA	BOCH Margot	5.41 (15)	17.98 (15)	27.60 (=14)	37.56 (14)	47.14 (14)	58.09 (14)	+0.97	128.17
				5.46 (=15)	18.08 (=16)	27.73 (15)	37.69 (15)	47.24 (14)	58.13 (14)	+0.81	127.73
2	22	GER	NOLTE Laura	5.25 (=3)	17.66 (2)	27.21 (2)	37.12 (3)	46.58 (3)	57.23 (2)	+0.11	128.67
				5.32 (=4)	17.83 (5)	27.41 (2)	37.29 (2)	46.73 (2)	57.42 (2)	+0.10	129.50
3	23	GER	KALICKI Kim	5.36 (13)	17.82 (11)	27.38 (7)	37.25 (6)	46.68 (4)	57.37 (4)	+0.25	
				5.38 (=10)	17.93 (11)	27.58 (11)	37.52 (=10)	47.00 (=8)	57.72 (5)	+0.40	128.29
4	24	GER	BUCKWITZ Lisa	5.18 (1)	17.54 (1)	27.09 (1)	36.98 (1)	46.42 (1)	57.12 (1)	0.00	129.31
				5.23 (1)	17.64 (1)	27.21 (1)	37.11 (1)	46.58 (1)	57.32 (1)	0.00	129.33
5	19	USA	ARMBRUSTER HUMPHRII	5.34 (12)	17.75 (=6)	27.26 (3)	37.09 (2)	46.54 (2)	57.26 (3)	+0.14	128.88
				5.34 (=7)	17.78 (4)	27.43 (3)	37.36 (3)	46.86 (3)	57.63 (3)	+0.31	129.14
6	20	USA	LOVE Kaysha	5.25 (=3)	17.72 (=4)	27.29 (4)	37.19 (4)	46.70 (5)	57.53 (5)	+0.41	127.98
				5.32 (=4)	17.85 (8)	27.50 (10)	37.45 (=6)	46.95 (7)	57.81 (8)	+0.49	127.64
7	21	USA	MEYERS TAYLOR Elana	5.31 (9)	18.00 (17)	27.96 (22)	38.06 (22)	47.65 (22)	58.49 (21)	+1.37	127.02
				5.35 (9)	17.87 (9)	27.48 (6)	37.41 (5)	46.90 (4)	57.66 (4)	+0.34	129.34
8	18	SVK	CERNANSKA Viktoria	5.43 (17)	17.99 (16)	27.67 (16)	37.69 (16)	47.26 (16)	58.19 (15)	+1.07	87.30
				5.48 (17)	18.08 (=16)	27.77 (18)	37.75 (16)	47.33 (16)	58.25 (16)	+0.93	128.22
9	17	GBR	NICOLL Adele	5.39 (14)	17.90 (13)	27.56 (13)	37.55 (13)	47.11 (=12)	57.93 (12)	+0.81	129.40
				5.38 (=10)	17.88 (10)	27.47 (=4)	37.39 (4)	46.93 (5)	57.80 (7)	+0.48	129.54
10	14	CAN	APPIAH Cynthia	5.32 (10)	17.78 (=9)	27.39 (8)	37.33 (8)	46.86 (8)	57.73 (9)	+0.61	128.01
				5.34 (=7)	17.84 (=6)	27.49 (=7)	37.46 (8)	47.02 (10)	57.94 (10)	+0.62	128.51
11	15	CAN	LOTHOLZ Melissa	5.30 (=7)	17.78 (=9)	27.35 (6)	37.24 (5)	46.71 (6)	57.61 (7)	+0.49	129.34
				5.38 (=10)	17.97 (12)	27.64 (=12)	37.60 (13)	47.11 (12)	58.00 (12)	+0.68	128.36
12	16	CAN	RIBI Bianca	5.46 (=18)	18.23 (23)	28.19 (24)	38.28 (24)	47.86 (24)	58.76 (23)	+1.64	128.55
				5.45 (14)	18.02 (15)	27.70 (14)	37.67 (14)	47.25 (15)	58.17 (15)	+0.85	128.60
13	12	AUT	BEIERL Katrin	5.23 (2)	17.68 (3)	27.34 (5)	37.30 (7)	46.80 (7)	57.54 (6)	+0.42	128.18
				5.87 (25)	18.61 (25)	28.40 (24)	38.45 (=23)	48.04 (23)	58.92 (23)	+1.60	127.06
14	13	AUT	HASLWANTER Lea	5.57 (24)	18.38 (25)	28.30 (25)	38.55 (25)	48.25 (25)	59.26 (25)	+2.14	126.00
				5.57 (=22)	18.37 (23)	28.07 (22)	38.07 (21)	47.67 (21)	58.59 (=21)	+1.27	126.88
15	11	KOR	KIM Yooran	5.50 (=21)	18.09 (=20)	27.86 (21)	37.94 (21)	47.53 (21)	58.44 (20)	+1.32	128.06
				5.57 (=22)	18.39 (24)	28.73 (25)	39.07 (25)	48.82 (25)	59.93 (25)	+2.61	126.87
16	9	ITA	ANDREUTTI Giada	5.42 (16)	17.91 (14)	27.52 (12)	37.46 (=10)	46.96 (10)	57.72 (8)	+0.60	128.55
				5.46 (=15)	17.99 (=13)	27.64 (=12)	37.59 (12)	47.14 (13)	58.08 (13)	+0.76	127.69
17	10	ITA	de SILVESTRO Simona	5.47 (20)	18.08 (19)	27.81 (20)	37.84 (20)	47.40 (19)	58.23 (17)	+1.11	129.25
				5.50 (19)	18.17 (21)	28.01 (21)	38.11 (22)	47.70 (22)	58.59 (=21)	+1.27	128.69
18	7	CHN	HUAI Mingming	5.46 (=18)	18.03 (18)	27.70 (17)	37.68 (15)	47.24 (15)	58.35 (18)	+1.23	128.51
				5.55 (21)	18.14 (20)	27.88 (19)	37.93 (19)	47.53 (19)	58.48 (18)	+1.16	128.16
19	8	CHN	YING Qing	5.50 (=21)	18.09 (=20)	27.75 (18)	37.74 (17)	47.35 (18)	58.37 (19)	+1.25	127.81
				5.49 (18)	18.10 (18)	27.76 (17)	37.76 (17)	47.34 (17)	58.33 (17)	+1.01	128.01
20	6	TPE	LIN Sin-Rong	5.60 (25)	18.26 (24)	28.06 (23)	38.18 (23)	47.82 (23)	58.83 (24)	+1.71	125.71
				5.66 (24)	18.35 (22)	28.28 (23)	38.45 (=23)	48.12 (24)	59.16 (24)	+1.84	125.29
21	4	SUI	HASLER Melanie	5.26 (5)	17.72 (=4)	27.48 (11)	37.54 (12)	47.11 (=12)	57.99 (13)	+0.87	128.81
				5.29 (2)	17.77 (3)	27.47 (=4)	37.48 (9)	47.00 (=8)	57.82 (9)	+0.50	129.44
22	5	SUI	ANNEN Debora	5.29 (6)	17.75 (=6)	27.40 (9)	37.37 (9)	46.93 (9)	57.79 (=10)	+0.67	128.95
				5.31 (3)	17.76 (2)	27.49 (=7)	37.52 (=10)	47.10 (11)	57.98 (11)	+0.66	128.81
23	3	POL	WEISZEWSKI Linda	5.33 (11)	17.83 (12)	27.60 (=14)	37.75 (18)	47.45 (20)	58.56 (22)	+1.44	126.89
				5.39 (13)	17.99 (=13)	27.74 (16)	37.81 (18)	47.46 (18)	58.58 (=19)	+1.26	127.55
24	1	AUS	WALKER Bree	5.30 (=7)	17.76 (8)	27.45 (10)	37.46 (=10)	46.99 (11)	57.79 (=10)	+0.67	129.48
				5.33 (6)	17.84 (=6)	27.49 (=7)	37.45 (=6)	46.94 (6)	57.73 (6)	+0.41	129.82



**Results**  
Risultati / Résultats

Start Order	Start No.	NOC Code	Pilot Name	Start Time	Int. 1	Int. 2	Int. 3	Int. 4	Finish Time	Time Behind	Top Speed (km/h)
25	2	AUS	BLIZZARD Sarah	5.51 (23)	18.12 (22)	27.79 (19)	37.79 (19)	47.34 (17)	<b>58.21</b> (16)	+1.09	126.94
				5.52 (20)	18.11 (19)	27.91 (20)	37.99 (20)	47.57 (20)	<b>58.58</b> (=19)	+1.26	126.72

**Note:**  
Top speed is measured by sensors at any point along the track.

**Legend:**  
= Equal sign indicates that two or more sleds share the same rank      **Int.** Intermediate time      **No.** Number



## Performance Analysis

Analisi delle prestazioni / Analyse des performances

Start Order	Start No.	NOC Code	Pilot Name	Start Time	S-1	1-2	2-3	3-4	4-F	Finish Time	Time Behind	Top Speed (km/h)
1	25	FRA	BOCH Margot	5.41 (15)	12.57 (=16)	9.62 (9)	9.96 (=9)	9.58 (=18)	10.95 (20)	<b>58.09</b> (14)	+0.97	128.17
				5.46 (=15)	12.62 (20)	9.65 (=5)	9.96 (=9)	9.55 (=11)	10.89 (=12)	<b>58.13</b> (14)	+0.81	127.73
2	22	GER	NOLTE Laura	5.25 (=3)	12.41 (=2)	9.55 (=2)	9.91 (6)	9.46 (4)	10.65 (1)	<b>57.23</b> (2)	+0.11	128.67
				5.32 (=4)	12.51 (=7)	9.58 (2)	9.88 (1)	9.44 (1)	10.69 (1)	<b>57.42</b> (2)	+0.10	129.50
3	23	GER	KALICKI Kim	5.36 (13)	12.46 (=5)	9.56 (4)	9.87 (2)	9.43 (1)	10.69 (2)	<b>57.37</b> (4)	+0.25	
				5.38 (=10)	12.55 (12)	9.65 (=5)	9.94 (6)	9.48 (3)	10.72 (2)	<b>57.72</b> (5)	+0.40	128.29
4	24	GER	BUCKWITZ Lisa	5.18 (1)	12.36 (1)	9.55 (=2)	9.89 (=3)	9.44 (2)	10.70 (3)	<b>57.12</b> (1)	0.00	129.31
				5.23 (1)	12.41 (1)	9.57 (1)	9.90 (2)	9.47 (2)	10.74 (3)	<b>57.32</b> (1)	0.00	129.33
5	19	USA	ARMBRUSTER HUMPHRII	5.34 (12)	12.41 (=2)	9.51 (1)	9.83 (1)	9.45 (3)	10.72 (4)	<b>57.26</b> (3)	+0.14	128.88
				5.34 (=7)	12.44 (2)	9.65 (=5)	9.93 (=4)	9.50 (=6)	10.77 (5)	<b>57.63</b> (3)	+0.31	129.14
6	20	USA	LOVE Kaysha	5.25 (=3)	12.47 (10)	9.57 (=5)	9.90 (5)	9.51 (8)	10.83 (=9)	<b>57.53</b> (5)	+0.41	127.98
				5.32 (=4)	12.53 (=10)	9.65 (=5)	9.95 (=7)	9.50 (=6)	10.86 (8)	<b>57.81</b> (8)	+0.49	127.64
7	21	USA	MEYERS TAYLOR Elana	5.31 (9)	12.69 (23)	9.96 (=24)	10.10 (22)	9.59 (=20)	10.84 (11)	<b>58.49</b> (21)	+1.37	127.02
				5.35 (9)	12.52 (9)	9.61 (4)	9.93 (=4)	9.49 (=4)	10.76 (4)	<b>57.66</b> (4)	+0.34	129.34
8	18	SVK	CERNANSKA Viktoria	5.43 (17)	12.56 (15)	9.68 (16)	10.02 (17)	9.57 (=16)	10.93 (19)	<b>58.19</b> (15)	+1.07	87.30
				5.48 (17)	12.60 (=17)	9.69 (15)	9.98 (14)	9.58 (=14)	10.92 (=15)	<b>58.25</b> (16)	+0.93	128.22
9	17	GBR	NICOLL Adele	5.39 (14)	12.51 (14)	9.66 (=11)	9.99 (=13)	9.56 (=12)	10.82 (8)	<b>57.93</b> (12)	+0.81	129.40
				5.38 (=10)	12.50 (=5)	9.59 (3)	9.92 (3)	9.54 (10)	10.87 (9)	<b>57.80</b> (7)	+0.48	129.54
10	14	CAN	APPIAH Cynthia	5.32 (10)	12.46 (=5)	9.61 (=7)	9.94 (=7)	9.53 (=9)	10.87 (=13)	<b>57.73</b> (9)	+0.61	128.01
				5.34 (=7)	12.50 (=5)	9.65 (=5)	9.97 (=12)	9.56 (13)	10.92 (=15)	<b>57.94</b> (10)	+0.62	128.51
11	15	CAN	LOTHOLZ Melissa	5.30 (=7)	12.48 (11)	9.57 (=5)	9.89 (=3)	9.47 (5)	10.90 (=16)	<b>57.61</b> (7)	+0.49	129.34
				5.38 (=10)	12.59 (=14)	9.67 (13)	9.96 (=9)	9.51 (8)	10.89 (=12)	<b>58.00</b> (12)	+0.68	128.36
12	16	CAN	RIBI Bianca	5.46 (=18)	12.77 (24)	9.96 (=24)	10.09 (21)	9.58 (=18)	10.90 (=16)	<b>58.76</b> (23)	+1.64	128.55
				5.45 (14)	12.57 (13)	9.68 (14)	9.97 (=12)	9.58 (=14)	10.92 (=15)	<b>58.17</b> (15)	+0.85	128.60
13	12	AUT	BEIERL Katrin	5.23 (2)	12.45 (4)	9.66 (=11)	9.96 (=9)	9.50 (=6)	10.74 (5)	<b>57.54</b> (6)	+0.42	128.18
				5.87 (25)	12.74 (23)	9.79 (21)	10.05 (=19)	9.59 (=19)	10.88 (=10)	<b>58.92</b> (23)	+1.60	127.06
14	13	AUT	HASLWANTER Lea	5.57 (24)	12.81 (25)	9.92 (23)	10.25 (25)	9.70 (=24)	11.01 (=21)	<b>59.26</b> (25)	+2.14	126.00
				5.57 (=22)	12.80 (24)	9.70 (=16)	10.00 (=15)	9.60 (=21)	10.92 (=15)	<b>58.59</b> (=21)	+1.27	126.88
15	11	KOR	KIM Yooran	5.50 (=21)	12.59 (=18)	9.77 (=20)	10.08 (20)	9.59 (=20)	10.91 (18)	<b>58.44</b> (20)	+1.32	128.06
				5.57 (=22)	12.82 (25)	10.34 (25)	10.34 (25)	9.75 (25)	11.11 (24)	<b>59.93</b> (25)	+2.61	126.87
16	9	ITA	ANDREUTTI Giada	5.42 (16)	12.49 (12)	9.61 (=7)	9.94 (=7)	9.50 (=6)	10.76 (6)	<b>57.72</b> (8)	+0.60	128.55
				5.46 (=15)	12.53 (=10)	9.65 (=5)	9.95 (=7)	9.55 (=11)	10.94 (19)	<b>58.08</b> (13)	+0.76	127.69
17	10	ITA	de SILVESTRO Simona	5.47 (20)	12.61 (=20)	9.73 (18)	10.03 (18)	9.56 (=12)	10.83 (=9)	<b>58.23</b> (17)	+1.11	129.25
				5.50 (19)	12.67 (21)	9.84 (23)	10.10 (23)	9.59 (=19)	10.89 (=12)	<b>58.59</b> (=21)	+1.27	128.69
18	7	CHN	HUAI Mingming	5.46 (=18)	12.57 (=16)	9.67 (=14)	9.98 (12)	9.56 (=12)	11.11 (=24)	<b>58.35</b> (18)	+1.23	128.51
				5.55 (21)	12.59 (=14)	9.74 (19)	10.05 (=19)	9.60 (=21)	10.95 (20)	<b>58.48</b> (18)	+1.16	128.16
19	8	CHN	YING Qing	5.50 (=21)	12.59 (=18)	9.66 (=11)	9.99 (=13)	9.61 (22)	11.02 (23)	<b>58.37</b> (19)	+1.25	127.81
				5.49 (18)	12.61 (19)	9.66 (12)	10.00 (=15)	9.58 (=14)	10.99 (21)	<b>58.33</b> (17)	+1.01	128.01
20	6	TPE	LIN Sin-Rong	5.60 (25)	12.66 (22)	9.80 (22)	10.12 (23)	9.64 (23)	11.01 (=21)	<b>58.83</b> (24)	+1.71	125.71
				5.66 (24)	12.69 (22)	9.93 (24)	10.17 (24)	9.67 (24)	11.04 (23)	<b>59.16</b> (24)	+1.84	125.29
21	4	SUI	HASLER Melanie	5.26 (5)	12.46 (=5)	9.76 (19)	10.06 (19)	9.57 (=16)	10.88 (15)	<b>57.99</b> (13)	+0.87	128.81
				5.29 (2)	12.48 (4)	9.70 (=16)	10.01 (17)	9.52 (9)	10.82 (7)	<b>57.82</b> (9)	+0.50	129.44
22	5	SUI	ANNEN Debora	5.29 (6)	12.46 (=5)	9.65 (10)	9.97 (11)	9.56 (=12)	10.86 (12)	<b>57.79</b> (=10)	+0.67	128.95
				5.31 (3)	12.45 (3)	9.73 (18)	10.03 (18)	9.58 (=14)	10.88 (=10)	<b>57.98</b> (11)	+0.66	128.81
23	3	POL	WEISZEWSKI Linda	5.33 (11)	12.50 (13)	9.77 (=20)	10.15 (24)	9.70 (=24)	11.11 (=24)	<b>58.56</b> (22)	+1.44	126.89
				5.39 (13)	12.60 (=17)	9.75 (20)	10.07 (21)	9.65 (23)	11.12 (25)	<b>58.58</b> (=19)	+1.26	127.55
24	1	AUS	WALKER Bree	5.30 (=7)	12.46 (=5)	9.69 (17)	10.01 (16)	9.53 (=9)	10.80 (7)	<b>57.79</b> (=10)	+0.67	129.48
				5.33 (6)	12.51 (=7)	9.65 (=5)	9.96 (=9)	9.49 (=4)	10.79 (6)	<b>57.73</b> (6)	+0.41	129.82



## Performance Analysis

Analisi delle prestazioni / Analyse des performances

Start Order	Start No.	NOC Code	Pilot Name	Start Time	S-1	1-2	2-3	3-4	4-F	Finish Time	Time Behind	Top Speed (km/h)
25	2	AUS	BLIZZARD Sarah	5.51	(23) 12.61 (=20)	9.67 (=14)	10.00 (15)	9.55 (11)	10.87 (=13)	<b>58.21</b> (16)	+1.09	126.94
				5.52	(20) 12.59 (=14)	9.80 (22)	10.08 (22)	9.58 (=14)	11.01 (22)	<b>58.58</b> (=19)	+1.26	126.72

**Note:**

Top speed is measured by sensors along the track.

**Legend:**

= Equal sign indicates that two or more sleds share the same rank  
**1-2** 1st to 2nd intermediate point  
**2-3** 2nd to 3rd intermediate point  
**3-4** 3rd to 4th intermediate point  
**4-F** 4th intermediate point to finish  
**No.** Number  
**S-1** Start to 1st intermediate point

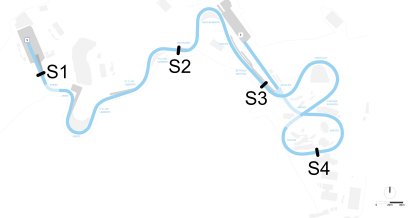


## Speeds

Velocità / Vitesses

### Measurement Points:

50m (S1)
After curve 6 (S2)
Before curve 10 (S3)
Between curve 14 & 15 (S4)



Start Order	NOC Code	Pilot Name	Start Time	Speeds (km/h)				Finish Time
				S1	S2	S3	S4	
1	FRA	BOCH Margot	5.41 (15)	42.80 (=20)	94.53 (10)	115.45(=11)	122.69 (20)	<b>58.09</b> (14)
			5.46 (=15)	42.72 (18)	94.48 (=6)	115.53(=12)	123.37 (14)	<b>58.13</b> (14)
2	GER	NOLTE Laura	5.25 (=3)	43.77 (5)	95.33 (=3)	116.42(=3)	<b>125.96</b> (1)	<b>57.23</b> (2)
			5.32 (=4)	43.42 (=5)	95.38 (2)	<b>116.80</b> (1)	<b>125.69</b> (1)	<b>57.42</b> (2)
3	GER	KALICKI Kim	5.36 (13)	43.41 (=13)	95.33 (=3)	<b>116.80</b> (1)	125.69 (2)	<b>57.37</b> (4)
			5.38 (=10)	43.16 (12)	94.48 (=6)	116.27 (3)	125.17 (2)	<b>57.72</b> (5)
4	GER	BUCKWITZ Lisa	5.18 (1)	<b>44.29</b> (1)	95.38 (2)	116.42(=3)	125.34 (3)	<b>57.12</b> (1)
			5.23 (1)	<b>44.06</b> (1)	<b>95.44</b> (1)	116.35 (2)	125.00 (3)	<b>57.32</b> (1)
5	USA	ARMBRUSTER HUMPHRIES Kaillie	5.34 (12)	43.48 (11)	<b>95.89</b> (1)	116.58 (2)	125.00(=4)	<b>57.26</b> (3)
			5.34 (=7)	43.46 (4)	94.43 (9)	115.90(=7)	124.30(=5)	<b>57.63</b> (3)
6	USA	LOVE Kaysha	5.25 (=3)	43.54 (10)	95.08 (6)	115.83(=8)	123.96 (9)	<b>57.53</b> (5)
			5.32 (=4)	43.12 (13)	94.38 (10)	115.90(=7)	123.54(=9)	<b>57.81</b> (8)
7	USA	MEYERS TAYLOR Elana	5.31 (9)	43.56 (8)	92.64(=22)	114.72(=20)	123.37 (16)	<b>58.49</b> (21)
			5.35 (9)	43.33(=8)	94.78 (4)	116.05(=4)	124.30(=5)	<b>57.66</b> (4)
8	SVK	CERNANSKA Viktoria	5.43 (17)	43.04 (16)	94.04 (16)	115.23(=15)	123.20 (19)	<b>58.19</b> (15)
			5.48 (17)	42.71 (19)	94.14 (15)	115.45(14)	123.20(=15)	<b>58.25</b> (16)
9	GBR	NICOLL Adele	5.39 (14)	43.41(=13)	94.29 (13)	115.08(=17)	123.79 (10)	<b>57.93</b> (12)
			5.38 (=10)	43.33(=8)	94.98 (3)	115.97 (6)	123.54(=9)	<b>57.80</b> (7)
10	CAN	APPIAH Cynthia	5.32 (10)	43.42 (12)	94.73 (8)	115.90 (7)	123.45(=14)	<b>57.73</b> (9)
			5.34 (=7)	43.42(=5)	94.24(=11)	115.53(=12)	123.03 (18)	<b>57.94</b> (10)
11	CAN	LOTHOLZ Melissa	5.30 (=7)	43.65 (7)	95.28 (5)	116.27 (5)	123.28(=17)	<b>57.61</b> (7)
			5.38 (=10)	43.24 (10)	94.19(=13)	115.83 (9)	123.45 (13)	<b>58.00</b> (12)
12	CAN	RIBI Bianca	5.46 (=18)	42.89 (19)	92.64(=22)	114.72(=20)	123.28(=17)	<b>58.76</b> (23)
			5.45 (14)	43.07 (15)	94.09 (16)	115.68 (11)	123.20(=15)	<b>58.17</b> (15)
13	AUT	BEIERL Katrin	5.23 (2)	43.98 (2)	94.48 (11)	115.83(=8)	125.00(=4)	<b>57.54</b> (6)
			5.87 (25)	41.68 (25)	93.31 (21)	115.08(=18)	123.62 (8)	<b>58.92</b> (23)
14	AUT	HASLWANTER Lea	5.57 (24)	42.03 (25)	91.50 (25)	113.35(25)	122.28(=22)	<b>59.26</b> (25)
			5.57(=22)	41.89(=23)	94.19(=13)	114.86(20)	123.11 (17)	<b>58.59</b> (=21)
15	KOR	KIM Yooran	5.50(=21)	42.73 (22)	93.26(=19)	114.64(22)	123.45(=14)	<b>58.44</b> (20)
			5.57(=22)	42.42 (22)	89.55 (25)	112.71(25)	121.13 (25)	<b>59.93</b> (25)
16	ITA	ANDREUTTI Giada	5.42 (16)	43.23 (15)	94.88 (7)	115.97 (6)	124.82 (6)	<b>57.72</b> (8)
			5.46(=15)	43.08 (14)	94.48(=6)	116.05(=4)	122.86 (19)	<b>58.08</b> (13)
17	ITA	de SILVESTRO Simona	5.47 (20)	43.01 (17)	93.65 (18)	115.08(=17)	124.05 (8)	<b>58.23</b> (17)
			5.50 (19)	42.91 (16)	92.83(=22)	114.72(22)	123.54(=9)	<b>58.59</b> (=21)
18	CHN	HUAI Mingming	5.46(=18)	42.99 (18)	94.19 (14)	115.45(=11)	121.13 (25)	<b>58.35</b> (18)
			5.55 (21)	42.50 (21)	93.40(=19)	115.08(=18)	122.69 (20)	<b>58.48</b> (18)
19	CHN	YING Qing	5.50(=21)	42.70 (23)	94.33 (12)	115.31 (14)	122.36 (21)	<b>58.37</b> (19)
			5.49 (18)	42.68 (20)	94.24(=11)	115.38(=15)	122.44 (22)	<b>58.33</b> (17)
20	TPE	LIN Sin-Rong	5.60 (25)	42.07 (24)	92.64(=22)	113.92(23)	122.28(=22)	<b>58.83</b> (24)
			5.66 (24)	41.89(=23)	91.88 (24)	113.70(24)	121.86 (23)	<b>59.16</b> (24)
21	SUI	HASLER Melanie	5.26 (5)	43.92 (3)	93.26(=19)	114.94 (19)	123.62(=11)	<b>57.99</b> (13)
			5.29 (2)	43.62 (3)	93.75 (17)	115.31 (17)	124.05 (7)	<b>57.82</b> (9)



**Speeds**  
Velocità / Vitesses

Start Order	NOC Code	Pilot Name	Start Time	Speeds (km/h)				Finish Time
				S1	S2	S3	S4	
22	SUI	ANNEN Debora	5.29 (6)	43.84 (4)	94.58 (9)	115.53(10)	123.62 (=11)	<b>57.79</b> (=10)
			5.31 (3)	43.66 (2)	93.40 (=19)	115.38(=15)	123.54 (=9)	<b>57.98</b> (11)
23	POL	WEISZEWSKI Linda	5.33 (11)	43.55 (9)	92.97 (21)	113.63(24)	121.45 (24)	<b>58.56</b> (22)
			5.39 (13)	43.19 (11)	93.65 (18)	114.50(23)	121.21 (24)	<b>58.58</b> (=19)
24	AUS	WALKER Bree	5.30 (=7)	43.67 (6)	93.99 (17)	115.38(13)	124.39 (7)	<b>57.79</b> (=10)
			5.33 (6)	43.41 (7)	94.58 (5)	115.75(10)	124.65 (4)	<b>57.73</b> (6)
25	AUS	BLIZZARD Sarah	5.51 (23)	42.80 (=20)	94.14 (15)	115.23(=15)	123.62 (=11)	<b>58.21</b> (16)
			5.52 (20)	42.73 (17)	92.83 (=22)	114.79(21)	122.53 (21)	<b>58.58</b> (=19)

**Legend:**

= Equal sign indicates that two or more sleds share the same rank



**Results**  
Risultati / Résultats

Start Order	Start No.	NOC Code	Pilot Name	Start Time	Int. 1	Int. 2	Int. 3	Int. 4	Finish Time	Time Behind	Top Speed (km/h)
1	22	GER	NOLTE Laura						DNS		
2	19	USA	ARMBRUSTER HUMPHR.						DNS		
3	23	GER	KALICKI Kim						DNS		
4	24	GER	BUCKWITZ Lisa						DNS		
5	12	AUT	BEIERL Katrin	5.81 (10)	18.53 (10)	28.16 (9)	38.03 (8)	47.42 (7)	57.99 (6)	+0.56	129.10
				5.83 (7)	18.52 (6)	28.19 (5)	38.13 (4)	47.55 (4)	58.19 (4)	+0.87	128.63
6	21	USA	MEYERS TAYLOR Elana	5.40 (2)	17.94 (1)	27.54 (1)	37.43 (1)	46.83 (1)	57.43 (1)	0.00	130.60
				5.36 (1)	17.83 (1)	27.41 (1)	37.28 (1)	46.68 (1)	57.32 (1)	0.00	129.49
7	4	SUI	HASLER Melanie						DNS		
8	20	USA	LOVE Kaysha						DNS		
9	5	SUI	ANNEN Debora						DNS		
10	25	FRA	BOCH Margot						DNS		
11	14	CAN	APPIAH Cynthia						DNS		
12	16	CAN	RIBI Bianca	5.44 (4)	18.00 (5)	27.60 (3)	37.48 (3)	46.94 (3)	57.73 (3)	+0.30	130.10
				5.50 (3)	18.08 (3)	27.72 (3)	37.65 (3)	47.15 (3)	58.04 (3)	+0.72	129.70
13	7	CHN	HUAI Mingming	5.43 (3)	17.97 (=2)	27.61 (4)	37.57 (4)	47.09 (4)	57.93 (4)	+0.50	129.96
14	15	CAN	LOTHOLZ Melissa						DNS		
15	11	KOR	KIM Yooran	5.59 (6)	18.21 (6)	27.83 (6)	37.72 (6)	47.20 (6)	57.96 (5)	+0.53	129.70
16	18	SVK	CERNANSKA Viktoria						DNS		
17	17	GBR	NICOLL Adele	5.46 (5)	17.98 (4)	27.55 (2)	37.44 (2)	46.89 (2)	57.56 (2)	+0.13	130.53
				5.45 (2)	17.99 (2)	27.61 (2)	37.53 (2)	47.00 (2)	57.69 (2)	+0.37	130.34
18	3	POL	WEISZEWSKI Linda	5.64 (=7)	18.37 (7)	28.08 (8)	38.10 (9)	47.66 (9)	58.57 (9)	+1.14	128.72
				5.73 (6)	18.54 (7)	28.34 (7)	38.56 (7)	48.24 (7)	59.35 (7)	+2.03	127.39
19	9	ITA	ANDREUTTI Giada						DNS		
20	6	TPE	LIN Sin-Rong	5.69 (9)	18.43 (9)	28.39 (10)	38.57 (10)	48.22 (10)	59.20 (10)	+1.77	126.95
				5.64 (4)	18.39 (4)	28.23 (6)	38.37 (6)	48.04 (6)	59.09 (6)	+1.77	125.62
21	10	ITA	de SILVESTRO Simona						DNS		
22	2	AUS	BLIZZARD Sarah						DNS		
23	8	CHN	YING Qing	5.38 (1)	17.97 (=2)	27.66 (5)	37.64 (5)	47.17 (5)	58.01 (7)	+0.58	128.62
24	1	AUS	WALKER Bree						DNS		



**Results**  
Risultati / Résultats

Start Order	Start No.	NOC Code	Pilot Name	Start Time		Int. 1		Int. 2		Int. 3		Int. 4		Finish Time	Time Behind	Top Speed (km/h)	
25	13	AUT	HASLWANTER Lea	5.64	(=7)	18.38	(8)	28.04	(7)	37.98	(7)	47.45	(8)	<b>58.20</b>	(8)	+0.77	129.57
				5.67	(5)	18.44	(5)	28.16	(4)	38.20	(5)	47.76	(5)	<b>58.64</b>	(5)	+1.32	127.70

**Note:**  
Top speed is measured by sensors at any point along the track.

**Legend:**  
= Equal sign indicates that two or more sleds share the same rank      **DNS** Did Not Start      **Int.** Intermediate time  
**No.** Number



## Performance Analysis

Analisi delle prestazioni / Analyse des performances

Start Order	Start No.	NOC Code	Pilot Name	Start Time	S-1	1-2	2-3	3-4	4-F	Finish Time	Time Behind	Top Speed (km/h)							
1	22	GER	NOLTE Laura							DNS									
										DNS									
2	19	USA	ARMBRUSTER HUMPHRII							DNS									
										DNS									
3	23	GER	KALICKI Kim							DNS									
										DNS									
4	24	GER	BUCKWITZ Lisa							DNS									
										DNS									
5	12	AUT	BEIERL Katrin	5.81	(10)	12.72	(7)	9.63	(5)	9.87	(1)	9.39	(1)	10.57	(1)	57.99	(6)	+0.56	129.10
				5.83	(7)	12.69	(4)	9.67	(4)	9.94	(4)	9.42	(2)	10.64	(=1)	58.19	(4)	+0.87	128.63
6	21	USA	MEYERS TAYLOR Elana	5.40	(2)	12.54	(=2)	9.60	(=2)	9.89	(=3)	9.40	(2)	10.60	(2)	57.43	(1)	0.00	130.60
				5.36	(1)	12.47	(1)	9.58	(1)	9.87	(1)	9.40	(1)	10.64	(=1)	57.32	(1)	0.00	129.49
7	4	SUI	HASLER Melanie							DNS									
										DNS									
8	20	USA	LOVE Kaysha							DNS									
										DNS									
9	5	SUI	ANNEN Debora							DNS									
										DNS									
10	25	FRA	BOCH Margot							DNS									
										DNS									
11	14	CAN	APPIAH Cynthia							DNS									
										DNS									
12	16	CAN	RIBI Bianca	5.44	(4)	12.56	(4)	9.60	(=2)	9.88	(2)	9.46	(4)	10.79	(6)	57.73	(3)	+0.30	130.10
				5.50	(3)	12.58	(3)	9.64	(3)	9.93	(3)	9.50	(4)	10.89	(5)	58.04	(3)	+0.72	129.70
13	7	CHN	HUAI Mingming	5.43	(3)	12.54	(=2)	9.64	(6)	9.96	(7)	9.52	(7)	10.84	(=7)	57.93	(4)	+0.50	129.96
										DNS									
14	15	CAN	LOTHOLZ Melissa							DNS									
										DNS									
15	11	KOR	KIM Yooran	5.59	(6)	12.62	(6)	9.62	(4)	9.89	(=3)	9.48	(6)	10.76	(5)	57.96	(5)	+0.53	129.70
										DNS									
16	18	SVK	CERNANSKA Viktoria							DNS									
										DNS									
17	17	GBR	NICOLL Adele	5.46	(5)	12.52	(1)	9.57	(1)	9.89	(=3)	9.45	(3)	10.67	(3)	57.56	(2)	+0.13	130.53
				5.45	(2)	12.54	(2)	9.62	(2)	9.92	(2)	9.47	(3)	10.69	(3)	57.69	(2)	+0.37	130.34
18	3	POL	WEISZEWSKI Linda	5.64	(=7)	12.73	(8)	9.71	(9)	10.02	(9)	9.56	(9)	10.91	(9)	58.57	(9)	+1.14	128.72
				5.73	(6)	12.81	(7)	9.80	(6)	10.22	(7)	9.68	(7)	11.11	(7)	59.35	(7)	+2.03	127.39
19	9	ITA	ANDREUTTI Giada							DNS									
										DNS									
20	6	TPE	LIN Sin-Rong	5.69	(9)	12.74	(=9)	9.96	(10)	10.18	(10)	9.65	(10)	10.98	(10)	59.20	(10)	+1.77	126.95
				5.64	(4)	12.75	(5)	9.84	(7)	10.14	(6)	9.67	(6)	11.05	(6)	59.09	(6)	+1.77	125.62
21	10	ITA	de SILVESTRO Simona							DNS									
										DNS									
22	2	AUS	BLIZZARD Sarah							DNS									
										DNS									
23	8	CHN	YING Qing	5.38	(1)	12.59	(5)	9.69	(8)	9.98	(8)	9.53	(8)	10.84	(=7)	58.01	(7)	+0.58	128.62
										DNS									
24	1	AUS	WALKER Bree							DNS									
										DNS									
										DNS									



## Performance Analysis

Analisi delle prestazioni / Analyse des performances

Start Order	Start No.	NOC Code	Pilot Name	Start Time	S-1	1-2	2-3	3-4	4-F	Finish Time	Time Behind	Top Speed (km/h)							
25	13	AUT	HASLWANTER Lea	5.64	(=7)	12.74	(=9)	9.66	(7)	9.94	(6)	9.47	(5)	10.75	(4)	<b>58.20</b>	(8)	+0.77	129.57
				5.67	(5)	12.77	(6)	9.72	(5)	10.04	(5)	9.56	(5)	10.88	(4)	<b>58.64</b>	(5)	+1.32	127.70

**Note:**

Top speed is measured by sensors along the track.

**Legend:**

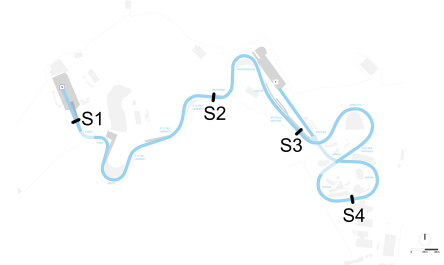
= Equal sign indicates that two or more sleds share the same rank  
**1-2** 1st to 2nd intermediate point  
**2-3** 2nd to 3rd intermediate point  
**3-4** 3rd to 4th intermediate point  
**4-F** 4th intermediate point to finish  
**DNS** Did Not Start  
**No.** Number  
**S-1** Start to 1st intermediate point



**Speeds**  
Velocità / Vitesses

Measurement Points:

50m (S1)
After curve 6 (S2)
Before curve 10 (S3)
Between curve 14 & 15 (S4)



Start Order	NOC Code	Pilot Name	Start Time	Speeds (km/h)				Finish Time
				S1	S2	S3	S4	
1	GER	NOLTE Laura						DNS
2	USA	ARMBRUSTER HUMPHRIES Kaillie						DNS
3	GER	KALICKI Kim						DNS
4	GER	BUCKWITZ Lisa						DNS
5	AUT	BEIERL Katrin	5.81 (10)	41.94 (7)	95.08 (4)	<b>117.26</b> (1)	<b>126.58</b> (1)	<b>57.99</b> (6)
			5.83 (7)	41.91 (5)	94.48 (4)	116.73 (2)	<b>126.13</b> (1)	<b>58.19</b> (4)
6	USA	MEYERS TAYLOR Elana	5.40 (2)	43.02 (=3)	95.13 (3)	116.58 (2)	125.96 (2)	<b>57.43</b> (1)
			5.36 (1)	<b>43.43</b> (1)	<b>95.28</b> (1)	<b>116.88</b> (1)	125.43 (3)	<b>57.32</b> (1)
7	SUI	HASLER Melanie						DNS
8	USA	LOVE Kaysha						DNS
9	SUI	ANNEN Debora						DNS
10	FRA	BOCH Margot						DNS
11	CAN	APPIAH Cynthia						DNS
12	CAN	RIBI Bianca	5.44 (4)	42.93 (5)	95.23 (2)	116.50 (3)	124.39 (6)	<b>57.73</b> (3)
			5.50 (3)	42.79 (3)	94.68 (3)	115.90 (4)	124.05 (4)	<b>58.04</b> (3)
13	CHN	HUAI Mingming	5.43 (3)	43.04 (2)	94.68 (6)	115.75 (7)	123.96 (=7)	<b>57.93</b> (4)
14	CAN	LOTHOLZ Melissa						DNS
15	KOR	KIM Yooran	5.59 (6)	42.39 (6)	94.93 (5)	116.35 (5)	124.48 (5)	<b>57.96</b> (5)
16	SVK	CERNANSKA Viktoria						DNS
17	GBR	NICOLL Adele	5.46 (5)	<b>43.17</b> (1)	<b>95.28</b> (1)	116.42 (4)	125.61 (3)	<b>57.56</b> (2)
			5.45 (2)	43.16 (2)	94.78 (2)	115.97 (3)	125.52 (2)	<b>57.69</b> (2)
18	POL	WEISZEWSKI Linda	5.64 (=7)	41.62 (9)	93.99 (9)	114.79 (9)	123.28 (9)	<b>58.57</b> (9)
			5.73 (6)	41.33 (7)	92.64 (6)	113.27 (7)	121.37 (7)	<b>59.35</b> (7)
19	ITA	ANDREUTTI Giada						DNS
20	TPE	LIN Sin-Rong	5.69 (9)	41.57 (10)	91.69 (10)	113.49 (10)	122.36 (10)	<b>59.20</b> (10)
			5.64 (4)	41.92 (4)	92.59 (7)	113.70 (6)	121.86 (6)	<b>59.09</b> (6)
21	ITA	de SILVESTRO Simona						DNS



**Speeds**  
Velocità / Vitesses

Start Order	NOC Code	Pilot Name	Start Time	Speeds (km/h)				Finish Time
				S1	S2	S3	S4	
22	AUS	BLIZZARD Sarah						DNS DNS
23	CHN	YING Qing	5.38 (1)	43.02 (=3)	94.29 (8)	115.53 (8)	123.96 (=7)	58.01 (7) DNS DNS
24	AUS	WALKER Bree						DNS DNS DNS
25	AUT	HASLWANTER Lea	5.64 (=7)	41.66 (8)	94.58 (7)	116.12 (6)	124.82 (4)	58.20 (8)
			5.67 (5)	41.74 (6)	93.99 (5)	114.72 (5)	123.62 (5)	58.64 (5)

**Legend:**

= Equal sign indicates that two or more sleds share the same rank

**DNS** Did Not Start



**Medallists**  
Medagliati / Médaillés

Medal	NOC	Name
GOLD	GER - Germany	NOLTE Laura LEVI Deborah
SILVER	GER - Germany	BUCKWITZ Lisa SCHUTEN Neele
BRONZE	USA - United States of America	ARMBRUSTER HUMPHRIES Kaillie JONES Jasmine

**Note:**

A team may contain more than the regular number of athletes in a sled if there have been replacements during competition.  
Replaced athletes are listed last within their team.



**Results**  
Risultati / Résultats

<b>START RECORD</b>	NOLTE Laura, LEVI Deborah	GER	5.09	20 FEB 2026
	BUCKWITZ Lisa, SCHUTEN Neele	GER	5.09	20 FEB 2026
<b>TRACK RECORD</b>	ARMBRUSTER HUMPHRIES Kaillie, JONES Jasmine	USA	56.92	20 FEB 2026

Rk	Start No.	NOC Code	Name	Start Time	Int. 1	Int. 2	Int. 3	Int. 4	Finish Time	Time Behind	Top Speed (km/h)
1	1	GER	NOLTE Laura LEVI Deborah	5.09(=1)	17.47 (1)	27.06 (1)	36.93 (2)	46.35 (2)	56.97 (2)	+0.05	129.42 SR
				5.11 (2)	17.52 (2)	27.10 (2)	37.01 (2)	46.39 (2)	56.96 (1)	0.00	
				5.14 (2)	17.49 (2)	27.01 (1)	36.88 (1)	46.40 (1)	57.26 (1)	0.00	129.33
				5.12(=1)	17.52(=1)	27.12 (2)	37.05(=2)	46.53 (1)	57.27 (1)	0.00	129.51
				<b>Total:</b>		<b>3:48.46</b>					
2	4	GER	BUCKWITZ Lisa SCHUTEN Neele	5.09(=1)	17.52(=2)	27.14(=4)	37.04 (5)	46.44 (3)	57.05 (3)	+0.13	130.52 SR
				5.10 (1)	17.49 (1)	27.07 (1)	36.97 (1)	46.38 (1)	57.06 (2)	+0.10	129.24
				5.12 (1)	17.47 (1)	27.05 (2)	36.97 (2)	46.52 (2)	57.43 (2)	+0.17	128.06
				5.12(=1)	17.52(=1)	27.11 (1)	37.03 (1)	46.55 (2)	57.45 (2)	+0.18	127.65
				<b>Total:</b>		<b>3:48.99</b>		<b>+0.53</b>			
3	2	USA	ARMBRUSTER HUMPHR. JONES Jasmine	5.17 (7)	17.56(=6)	27.08 (2)	36.90 (1)	46.27 (1)	56.92 (1)	0.00	130.67 TR
				5.18(=6)	17.57 (3)	27.16 (3)	37.09 (3)	46.54 (3)	57.24 (4)	+0.28	129.53
				5.21 (9)	17.62(=7)	27.15 (5)	37.04 (5)	46.59 (5)	57.57(=4)	+0.31	127.68
				5.17(=5)	17.57 (7)	27.14(=3)	37.05(=2)	46.57 (3)	57.48 (3)	+0.21	127.26
				<b>Total:</b>		<b>3:49.21</b>		<b>+0.75</b>			
4	3	GER	KALICKI Kim PREPENS Talea	5.15 (6)	17.56(=6)	27.17 (7)	37.07(=6)	46.49(=6)	57.13 (4)	+0.21	129.14
				5.18(=6)	17.62 (7)	27.25 (6)	37.18 (5)	46.60(=4)	57.23 (3)	+0.27	129.07
				5.17 (5)	17.55(=3)	27.11 (4)	36.99 (3)	46.53 (3)	57.46 (3)	+0.20	126.89
				5.15(=3)	17.56(=4)	27.17 (7)	37.10 (6)	46.64(=4)	57.54 (4)	+0.27	127.26
				<b>Total:</b>		<b>3:49.36</b>		<b>+0.90</b>			
5	8	USA	LOVE Kaysha HILL Azaria	5.14(=3)	17.55 (5)	27.15 (6)	37.03 (4)	46.45 (4)	57.18 (6)	+0.26	128.47
				5.16 (4)	17.58(=4)	27.21 (4)	37.14 (4)	46.60(=4)	57.37 (5)	+0.41	128.37
				5.16 (4)	17.55(=3)	27.10 (3)	37.00 (4)	46.57 (4)	57.57(=4)	+0.31	126.09
				5.17(=5)	17.56(=4)	27.16(=5)	37.08 (4)	46.64(=4)	57.59 (5)	+0.32	126.60
				<b>Total:</b>		<b>3:49.71</b>		<b>+1.25</b>			
6	7	SUI	HASLER Melanie PASTERNAK Nadja	5.14(=3)	17.54 (4)	27.13 (3)	37.02 (3)	46.48 (5)	57.22 (7)	+0.30	130.00
				5.14 (3)	17.59 (6)	27.26(=7)	37.26 (9)	46.77 (8)	57.61(=9)	+0.65	129.67
				5.15 (3)	17.58 (5)	27.24(=7)	37.24(=8)	46.87(=8)	57.95 (8)	+0.69	127.73
				5.15(=3)	17.54 (3)	27.14(=3)	37.09 (5)	46.65 (6)	57.62 (6)	+0.35	128.67
				<b>Total:</b>		<b>3:50.40</b>		<b>+1.94</b>			
7	6	USA	MEYERS TAYLOR Elana O'BRIEN Jadin	5.20(=11)	17.62 (9)	27.19(=8)	37.07(=6)	46.49(=6)	57.14 (5)	+0.22	129.04
				5.20(=8)	17.97(21)	27.68(21)	37.69(21)	47.22(21)	57.99(21)	+1.03	128.20
				5.22(10)	17.68(11)	27.26 (9)	37.17 (6)	46.72 (6)	57.60 (6)	+0.34	127.53
				5.21(=9)	17.71(14)	27.30(13)	37.23 (9)	46.80 (9)	57.76 (9)	+0.49	128.13
				<b>Total:</b>		<b>3:50.49</b>		<b>+2.03</b>			
7	9	SUI	ANNEN Debora KORA Salome	5.19(10)	17.65(=12)	27.28(12)	37.26(=12)	46.72(11)	57.42(10)	+0.50	130.50
				5.20(=8)	17.66(=9)	27.29(10)	37.33(=12)	46.86(13)	57.61(=9)	+0.65	129.77
				5.20 (8)	17.62(=7)	27.23 (6)	37.21 (7)	46.82 (7)	57.83 (7)	+0.57	127.76
				5.19 (7)	17.56(=4)	27.16(=5)	37.11 (7)	46.70 (7)	57.63 (7)	+0.36	128.44
				<b>Total:</b>		<b>3:50.49</b>		<b>+2.03</b>			



**Results**  
Risultati / Résultats

Rk	Start No.	NOC Code	Name	Start Time	Int. 1	Int. 2	Int. 3	Int. 4	Finish Time	Time Behind	Top Speed (km/h)
9	5	AUT	BEIERL Katrin WILLIAMS CS	5.14(=3)	17.52(=2)	27.14(=4)	37.07(=6)	46.54 (8)	57.32 (9)	+0.40	127.57
				5.17 (5)	17.58(=4)	27.22 (5)	37.23 (8)	46.78 (9)	57.63(11)	+0.67	126.23
				5.18 (6)	17.60 (6)	27.24(=7)	37.24(=8)	46.87(=8)	57.96(=9)	+0.70	126.28
				5.20 (8)	17.63 (8)	27.27(=9)	37.25(10)	46.81(10)	57.68 (8)	+0.41	127.12
<b>Total: 3:50.59</b>									<b>+2.13</b>		
10	24	AUS	WALKER Bree REDDINGIUS Kiara	5.18(=8)	17.61 (8)	27.24(10)	37.20(10)	46.71(10)	57.45(11)	+0.53	129.64
				5.24(=13)	17.72(14)	27.37(13)	37.33(=12)	46.84(12)	57.60(=7)	+0.64	129.57
				5.23(11)	17.69(=12)	27.34(=12)	37.35(13)	46.96(10)	57.96(=9)	+0.70	127.89
				5.24(=11)	17.66(10)	27.29(12)	37.27(=12)	46.86(11)	57.81(12)	+0.54	128.28
<b>Total: 3:50.82</b>									<b>+2.36</b>		
11	12	CAN	RIBI Bianca SIEBEN Skylar	5.20(=11)	17.63(10)	27.25(11)	37.22(11)	46.75(12)	57.57(12)	+0.65	129.23
				5.23(12)	17.66(=9)	27.27 (9)	37.19(=6)	46.66 (6)	57.55 (6)	+0.59	129.98
				5.27(14)	17.77(15)	27.45(17)	37.46(17)	47.08(14)	58.16(13)	+0.90	127.84
				5.24(=11)	17.68(=12)	27.42(15)	37.46(16)	47.11(16)	58.16(17)	+0.89	127.46
<b>Total: 3:51.44</b>									<b>+2.98</b>		
11	13	CHN	HUAI Mingming WANG Xuan	5.23(=14)	17.68(15)	27.29(13)	37.26(=12)	46.76(13)	57.60(13)	+0.68	129.44
				5.25(15)	17.69(=12)	27.26(=7)	37.19(=6)	46.72 (7)	57.60(=7)	+0.64	128.93
				5.28(15)	17.74(14)	27.33(11)	37.31(10)	47.02(12)	58.22(14)	+0.96	126.70
				5.25(13)	17.67(11)	27.28(11)	37.27(=12)	46.88(12)	58.02(13)	+0.75	127.68
<b>Total: 3:51.44</b>									<b>+2.98</b>		
13	14	CAN	LOTHOLZ Melissa MITCHELL Kelsey	5.23(=14)	17.64(11)	27.19(=8)	37.10 (9)	46.56 (9)	57.29 (8)	+0.37	129.37
				5.24(=13)	17.69(=12)	27.32(12)	37.29(11)	46.81(10)	57.64(12)	+0.68	
				5.24(12)	17.67(10)	27.37(14)	37.39(15)	47.29(20)	58.82(24)	+1.56	121.88
				5.26(14)	17.68(=12)	27.25 (8)	37.18 (8)	46.76 (8)	57.78(10)	+0.51	127.34
<b>Total: 3:51.53</b>									<b>+3.07</b>		
14	11	CAN	APPIAH Cynthia RICHARDSON WILSON Dawn	5.18(=8)	17.66(14)	27.31(=14)	37.27(14)	46.81(14)	57.68(14)	+0.76	127.96
				5.20(=8)	17.66(=9)	27.30(11)	37.27(10)	46.82(11)	57.66(13)	+0.70	128.17
				5.19 (7)	17.63 (9)	27.30(10)	37.32(11)	47.09(15)	58.41(17)	+1.15	124.00
				5.21(=9)	17.64 (9)	27.27(=9)	37.26(11)	46.92(14)	58.04(14)	+0.77	126.37
<b>Total: 3:51.79</b>									<b>+3.33</b>		
15	17	GBR	NICOLL Adele NELSON Ashleigh	5.26(16)	17.93(21)	27.65(22)	37.65(22)	47.21(22)	58.03(=20)	+1.11	129.26
				5.33(=18)	17.89(18)	27.57(=18)	37.56(18)	47.11(18)	57.97(20)	+1.01	129.12
				5.30(17)	17.78(16)	27.39(15)	37.34(12)	46.97(11)	58.03(11)	+0.77	127.74
				5.30(16)	17.78(16)	27.39(14)	37.32(14)	46.89(13)	57.80(11)	+0.53	129.21
<b>Total: 3:51.83</b>									<b>+3.37</b>		
16	15	KOR	KIM Yooran JEON Eunji	5.41(22)	17.99(22)	27.63(21)	37.55(=18)	47.06(18)	57.88(17)	+0.96	129.41
				5.41(22)	17.94(20)	27.62(20)	37.61(19)	47.12(19)	57.91(=16)	+0.95	128.92
				5.42(22)	17.96(22)	27.60(21)	37.55(20)	47.15(17)	58.15(12)	+0.89	128.09
				5.42(20)	17.98(20)	27.61(19)	37.57(=18)	47.15(17)	58.10(16)	+0.83	128.29
<b>Total: 3:52.04</b>									<b>+3.58</b>		
17	10	FRA	BOCH Margot SENECHAL Carla	5.29(=17)	17.89(19)	27.58(19)	37.56(20)	47.10(20)	57.98(19)	+1.06	128.49
				5.33(=18)	17.90(19)	27.56(17)	37.53(16)	47.04(16)	57.85(14)	+0.89	129.10
				5.29(16)	17.83(18)	27.48(18)	37.48(18)	47.19(19)	58.54(20)	+1.28	126.05
				5.32(17)	17.87(19)	27.49(=17)	37.44(15)	47.04(15)	58.05(15)	+0.78	127.62
<b>Total: 3:52.42</b>									<b>+3.96</b>		



**Results**  
Risultati / Résultats

Rk	Start No.	NOC Code	Name	Start Time	Int. 1	Int. 2	Int. 3	Int. 4	Finish Time	Time Behind	Top Speed (km/h)
18	18	POL	<b>WEISZEWSKI Linda</b> ADAMEK Klaudia	5.21(13)	17.65(=12)	27.31(=14)	37.32(15)	46.86(15)	57.74(15)	+0.82	128.95
				5.20(=8)	17.65 (8)	27.45(15)	37.65(20)	47.33(23)	58.36(24)	+1.40	127.17
				5.25(13)	17.69(=12)	27.34(=12)	37.37(14)	47.06(13)	58.24(15)	+0.98	125.98
				5.27(15)	17.75(15)	27.47(16)	37.53(17)	47.21(=18)	58.29(18)	+1.02	126.43
<b>Total: 3:52.63</b>									<b>+4.17</b>		
19	16	SVK	<b>CERNANSKA Viktoria</b> MOKRASOVA Lucia	5.32(19)	17.85(17)	27.52(17)	37.52(17)	47.05(17)	57.94(18)	+1.02	129.47
				5.32(17)	17.83(16)	27.50(16)	37.48(15)	46.99(15)	57.86(15)	+0.90	129.67
				5.33(19)	17.87(=20)	27.55(20)	37.68(21)	47.39(22)	58.58(21)	+1.32	126.95
				5.36(18)	17.86(=17)	27.49(=17)	37.57(=18)	47.21(=18)	58.31(19)	+1.04	127.62
<b>Total: 3:52.69</b>									<b>+4.23</b>		
20	19	ITA	<b>ANDREUTTI Giada</b> GATTI Alessia	5.35(21)	17.83(16)	27.46(16)	37.42(16)	46.93(16)	57.76(16)	+0.84	128.07
				5.37(21)	18.03(22)	27.74(22)	37.76(23)	47.31(22)	58.16(22)	+1.20	127.32
				5.37(21)	17.87(=20)	27.50(19)	37.49(19)	47.14(16)	58.28(16)	+1.02	125.91
				5.37(19)	17.86(=17)	27.72(20)	37.94(20)	47.74(20)	58.97(20)	+1.70	124.97
<b>Total: 3:53.17</b>									<b>+4.71</b>		
21	22	AUS	<b>BLIZZARD Sarah</b> JOHNSON Desi	5.34(20)	17.90(20)	27.62(20)	37.64(21)	47.20(21)	58.07(22)	+1.15	127.19
				5.36(20)	17.88(17)	27.57(=18)	37.55(17)	47.10(17)	57.91(=16)	+0.95	126.96
				5.35(20)	17.86(19)	27.63(22)	37.72(22)	47.36(21)	58.42(18)	+1.16	125.77
<b>Total: 2:54.40</b>											
22	23	CHN	<b>YING Qing</b> WANG Yu	5.29(=17)	17.86(18)	27.55(18)	37.55(=18)	47.09(19)	58.03(=20)	+1.11	128.33
				5.30(16)	17.80(15)	27.43(14)	37.42(14)	46.96(14)	57.96(19)	+1.00	127.75
				5.31(18)	17.82(17)	27.43(16)	37.43(16)	47.18(18)	58.50(19)	+1.24	125.41
<b>Total: 2:54.49</b>											
23	21	ITA	<b>de SILVESTRO Simona</b> COSTELLA Anna	5.43(23)	18.08(24)	27.86(24)	37.96(24)	47.52(24)	58.33(24)	+1.41	129.18
				5.47(23)	18.07(23)	27.76(23)	37.73(22)	47.21(20)	57.93(18)	+0.97	130.31
				5.45(23)	18.05(23)	27.83(24)	37.94(24)	47.59(24)	58.62(23)	+1.36	127.60
<b>Total: 2:54.88</b>											
24	25	AUT	<b>HASLWANTER Lea</b> FESTIN Victoria	5.45(24)	18.07(23)	27.73(23)	37.70(23)	47.22(23)	58.10(23)	+1.18	128.84
				5.48(24)	18.23(25)	27.91(24)	37.88(24)	47.40(24)	58.20(23)	+1.24	129.04
				5.51(24)	18.16(24)	27.82(23)	37.83(23)	47.50(23)	58.61(22)	+1.35	125.73
<b>Total: 2:54.91</b>											
25	20	TPE	<b>LIN Sin-Rong</b> LIN Song-En	5.49(25)	18.10(25)	27.91(25)	38.04(25)	47.67(25)	58.65(25)	+1.73	126.46
				5.53(25)	18.22(24)	28.12(25)	38.36(25)	48.04(25)	59.09(25)	+2.13	126.45
				5.53(25)	18.17(25)	27.95(25)	38.06(25)	47.78(25)	59.03(25)	+1.77	124.24
<b>Total: 2:56.77</b>											

**Note:**  
Pilots are listed first.  
Top speed is measured by sensors at any point along the track.

**Legend:**  
= Equal sign indicates that two or more sleds share the same rank  
**Rk** Rank      **SR** Start Record      **Int.** Intermediate time      **TR** Track Record      **No.** Number



**Performance Analysis**  
Analisi delle prestazioni / Analyse des performances

<b>START RECORD</b>	NOLTE Laura, LEVI Deborah	GER	5.09	20 FEB 2026
	BUCKWITZ Lisa, SCHUTEN Neele	GER	5.09	20 FEB 2026
<b>TRACK RECORD</b>	ARMBRUSTER HUMPHRIES Kaillie, JONES Jasmine	USA	56.92	20 FEB 2026

Rk	Start No.	NOC Code	Name	Start Time	S-1	1-2	2-3	3-4	4-F	Finish Time	Time Behind	Top Speed (km/h)
1	1	GER	NOLTE Laura LEVI Deborah	5.09(=1)	12.38(=1)	9.59(=4)	9.87 (2)	9.42(=3)	10.62 (2)	56.97 (2)	+0.05	129.42 SR
				5.11 (2)	12.41(=3)	9.58(=2)	9.91 (2)	9.38 (1)	10.57 (1)	56.96 (1)	0.00	
				5.14 (2)	12.35(=1)	9.52 (1)	9.87 (1)	9.52 (1)	10.86 (1)	57.26 (1)	0.00	129.33
				5.12(=1)	12.40(=4)	9.60(=5)	9.93(=4)	9.48 (1)	10.74 (1)	57.27 (1)	0.00	129.51
				<b>Total:</b>		<b>3:48.46</b>						
2	4	GER	BUCKWITZ Lisa SCHUTEN Neele	5.09(=1)	12.43(=9)	9.62(=9)	9.90(=6)	9.40 (2)	10.61 (1)	57.05 (3)	+0.13	130.52 SR
				5.10 (1)	12.39(=1)	9.58(=2)	9.90 (1)	9.41 (2)	10.68 (3)	57.06 (2)	+0.10	129.24
				5.12 (1)	12.35(=1)	9.58(=5)	9.92 (6)	9.55(=3)	10.91 (3)	57.43 (2)	+0.17	128.06
				5.12(=1)	12.40(=4)	9.59(=3)	9.92(=2)	9.52(=2)	10.90(=3)	57.45 (2)	+0.18	127.65
				<b>Total:</b>		<b>3:48.99</b>		<b>+0.53</b>				
3	2	USA	ARMBRUSTER HUMPHR. JONES Jasmine	5.17 (7)	12.39 (3)	9.52 (1)	9.82 (1)	9.37 (1)	10.65(=4)	56.92 (1)	0.00	130.67 TR
				5.18(=6)	12.39(=1)	9.59 (4)	9.93(=4)	9.45 (4)	10.70 (4)	57.24 (4)	+0.28	129.53
				5.21 (9)	12.41 (5)	9.53 (2)	9.89 (3)	9.55(=3)	10.98 (5)	57.57(=4)	+0.31	127.68
				5.17(=5)	12.40(=4)	9.57(=1)	9.91 (1)	9.52(=2)	10.91(=5)	57.48 (3)	+0.21	127.26
				<b>Total:</b>		<b>3:49.21</b>		<b>+0.75</b>				
4	3	GER	KALICKI Kim PREPENS Talea	5.15 (6)	12.41(=5)	9.61(=7)	9.90(=6)	9.42(=3)	10.64 (3)	57.13 (4)	+0.21	129.14
				5.18(=6)	12.44(=7)	9.63(=6)	9.93(=4)	9.42 (3)	10.63 (2)	57.23 (3)	+0.27	129.07
				5.17 (5)	12.38 (3)	9.56 (4)	9.88 (2)	9.54 (2)	10.93 (4)	57.46 (3)	+0.20	126.89
				5.15(=3)	12.41 (7)	9.61(=9)	9.93(=4)	9.54 (4)	10.90(=3)	57.54 (4)	+0.27	127.26
				<b>Total:</b>		<b>3:49.36</b>		<b>+0.90</b>				
5	8	USA	LOVE Kaysha HILL Azaria	5.14(=3)	12.41(=5)	9.60 (6)	9.88(=3)	9.42(=3)	10.73(=7)	57.18 (6)	+0.26	128.47
				5.16 (4)	12.42 (5)	9.63(=6)	9.93(=4)	9.46 (5)	10.77(=8)	57.37 (5)	+0.41	128.37
				5.16 (4)	12.39 (4)	9.55 (3)	9.90 (4)	9.57 (6)	11.00(=6)	57.57(=4)	+0.31	126.09
				5.17(=5)	12.39(=2)	9.60(=5)	9.92(=2)	9.56(=5)	10.95(=8)	57.59 (5)	+0.32	126.60
				<b>Total:</b>		<b>3:49.71</b>		<b>+1.25</b>				
6	7	SUI	HASLER Melanie PASTERNAK Nadja	5.14(=3)	12.40 (4)	9.59(=4)	9.89 (5)	9.46(=7)	10.74(=9)	57.22 (7)	+0.30	130.00
				5.14 (3)	12.45(=9)	9.67(=15)	10.00(19)	9.51(=8)	10.84(=15)	57.61(=9)	+0.65	129.67
				5.15 (3)	12.43(=8)	9.66(=17)	10.00(=12)	9.63(=11)	11.08(=13)	57.95 (8)	+0.69	127.73
				5.15(=3)	12.39(=2)	9.60(=5)	9.95(=9)	9.56(=5)	10.97(12)	57.62 (6)	+0.35	128.67
				<b>Total:</b>		<b>3:50.40</b>		<b>+1.94</b>				
7	6	USA	MEYERS TAYLOR Elana O'BRIEN Jadin	5.20(=11)	12.42 (8)	9.57 (3)	9.88(=3)	9.42(=3)	10.65(=4)	57.14 (5)	+0.22	129.04
				5.20(=8)	12.77(25)	9.71(=22)	10.01(=20)	9.53(=15)	10.77(=8)	57.99(21)	+1.03	128.20
				5.22(10)	12.46(=12)	9.58(=5)	9.91 (5)	9.55(=3)	10.88 (2)	57.60 (6)	+0.34	127.53
				5.21(=9)	12.50(=17)	9.59(=3)	9.93(=4)	9.57(=8)	10.96(11)	57.76 (9)	+0.49	128.13
				<b>Total:</b>		<b>3:50.49</b>		<b>+2.03</b>				
7	9	SUI	ANNEN Debora KORA Salome	5.19(10)	12.46(14)	9.63(=12)	9.98(=17)	9.46(=7)	10.70 (6)	57.42(10)	+0.50	130.50
				5.20(=8)	12.46(=12)	9.63(=6)	10.04(23)	9.53(=15)	10.75 (6)	57.61(=9)	+0.65	129.77
				5.20 (8)	12.42(=6)	9.61(=8)	9.98(=9)	9.61(=8)	11.01 (9)	57.83 (7)	+0.57	127.76
				5.19 (7)	12.37 (1)	9.60(=5)	9.95(=9)	9.59(=12)	10.93 (7)	57.63 (7)	+0.36	128.44
				<b>Total:</b>		<b>3:50.49</b>		<b>+2.03</b>				



**Performance Analysis**  
Analisi delle prestazioni / Analyse des performances

Rk	Start No.	NOC Code	Name	Start Time	S-1	1-2	2-3	3-4	4-F	Finish Time	Time Behind	Top Speed (km/h)
9	5	AUT	BEIERL Katrin WILLIAMS CS	5.14(=3)	12.38(=1)	9.62(=9)	9.93(10)	9.47(10)	10.78(11)	57.32 (9)	+0.40	127.57
				5.17 (5)	12.41(=3)	9.64(=11)	10.01(=20)	9.55(=19)	10.85(=17)	57.63(11)	+0.67	126.23
				5.18 (6)	12.42(=6)	9.64(=12)	10.00(=12)	9.63(=11)	11.09(15)	57.96(=9)	+0.70	126.28
				5.20 (8)	12.43(=11)	9.64(17)	9.98(=13)	9.56(=5)	10.87 (2)	57.68 (8)	+0.41	127.12
<b>Total:</b>										<b>3:50.59</b>	<b>+2.13</b>	
10	24	AUS	WALKER Bree REDDINGIUS Kiara	5.18(=8)	12.43(=9)	9.63(=12)	9.96(=11)	9.51(=12)	10.74(=9)	57.45(11)	+0.53	129.64
				5.24(=13)	12.48(14)	9.65(13)	9.96 (8)	9.51(=8)	10.76 (7)	57.60(=7)	+0.64	129.57
				5.23(11)	12.46(=12)	9.65(=14)	10.01(=16)	9.61(=8)	11.00(=6)	57.96(=9)	+0.70	127.89
				5.24(=11)	12.42(=8)	9.63(=13)	9.98(=13)	9.59(=12)	10.95(=8)	57.81(12)	+0.54	128.28
<b>Total:</b>										<b>3:50.82</b>	<b>+2.36</b>	
11	12	CAN	RIBI Bianca SIEBEN Skylar	5.20(=11)	12.43(=9)	9.62(=9)	9.97(=14)	9.53(=16)	10.82(=13)	57.57(12)	+0.65	129.23
				5.23(12)	12.43 (6)	9.61 (5)	9.92 (3)	9.47 (6)	10.89(22)	57.55 (6)	+0.59	129.98
				5.27(14)	12.50(=16)	9.68(=20)	10.01(=16)	9.62(10)	11.08(=13)	58.16(13)	+0.90	127.84
				5.24(=11)	12.44(13)	9.74(19)	10.04(17)	9.65(17)	11.05(15)	58.16(17)	+0.89	127.46
<b>Total:</b>										<b>3:51.44</b>	<b>+2.98</b>	
11	13	CHN	HUAI Mingming WANG Xuan	5.23(=14)	12.45(13)	9.61(=7)	9.97(=14)	9.50(11)	10.84(17)	57.60(13)	+0.68	129.44
				5.25(15)	12.44(=7)	9.57 (1)	9.93(=4)	9.53(=15)	10.88(21)	57.60(=7)	+0.64	128.93
				5.28(15)	12.46(=12)	9.59 (7)	9.98(=9)	9.71(=19)	11.20(20)	58.22(14)	+0.96	126.70
				5.25(13)	12.42(=8)	9.61(=9)	9.99(=15)	9.61(15)	11.14(19)	58.02(13)	+0.75	127.68
<b>Total:</b>										<b>3:51.44</b>	<b>+2.98</b>	
13	14	CAN	LOTHOLZ Melissa MITCHELL Kelsey	5.23(=14)	12.41(=5)	9.55 (2)	9.91 (8)	9.46(=7)	10.73(=7)	57.29 (8)	+0.37	129.37
				5.24(=13)	12.45(=9)	9.63(=6)	9.97(=9)	9.52(=13)	10.83(14)	57.64(12)	+0.68	
				5.24(12)	12.43(=8)	9.70(22)	10.02(=19)	9.90(25)	11.53(25)	58.82(24)	+1.56	121.88
				5.26(14)	12.42(=8)	9.57(=1)	9.93(=4)	9.58(=10)	11.02(14)	57.78(10)	+0.51	127.34
<b>Total:</b>										<b>3:51.53</b>	<b>+3.07</b>	
14	11	CAN	APPIAH Cynthia RICHARDSON WILSON Dawn	5.18(=8)	12.48(=15)	9.65(16)	9.96(=11)	9.54(=18)	10.87(=18)	57.68(14)	+0.76	127.96
				5.20(=8)	12.46(=12)	9.64(=11)	9.97(=9)	9.55(=19)	10.84(=15)	57.66(13)	+0.70	128.17
				5.19 (7)	12.44(=10)	9.67(19)	10.02(=19)	9.77(24)	11.32(=22)	58.41(17)	+1.15	124.00
				5.21(=9)	12.43(=11)	9.63(=13)	9.99(=15)	9.66(18)	11.12(18)	58.04(14)	+0.77	126.37
<b>Total:</b>										<b>3:51.79</b>	<b>+3.33</b>	
15	17	GBR	NICOLL Adele NELSON Ashleigh	5.26(16)	12.67(25)	9.72(=22)	10.00(=19)	9.56(=22)	10.82(=13)	58.03(=20)	+1.11	129.26
				5.33(=18)	12.56(19)	9.68(=17)	9.99(=16)	9.55(=19)	10.86(19)	57.97(20)	+1.01	129.12
				5.30(17)	12.48(15)	9.61(=8)	9.95(=7)	9.63(=11)	11.06(=11)	58.03(11)	+0.77	127.74
				5.30(16)	12.48(=14)	9.61(=9)	9.93(=4)	9.57(=8)	10.91(=5)	57.80(11)	+0.53	129.21
<b>Total:</b>										<b>3:51.83</b>	<b>+3.37</b>	
16	15	KOR	KIM Yooran JEON Eunji	5.41(22)	12.58(20)	9.64(15)	9.92 (9)	9.51(=12)	10.82(=13)	57.88(17)	+0.96	129.41
				5.41(22)	12.53(18)	9.68(=17)	9.99(=16)	9.51(=8)	10.79(10)	57.91(=16)	+0.95	128.92
				5.42(22)	12.54(=20)	9.64(=12)	9.95(=7)	9.60 (7)	11.00(=6)	58.15(12)	+0.89	128.09
				5.42(20)	12.56(20)	9.63(=13)	9.96(12)	9.58(=10)	10.95(=8)	58.10(16)	+0.83	128.29
<b>Total:</b>										<b>3:52.04</b>	<b>+3.58</b>	
17	10	FRA	BOCH Margot SENECHAL Carla	5.29(=17)	12.60(21)	9.69(=20)	9.98(=17)	9.54(=18)	10.88(=20)	57.98(19)	+1.06	128.49
				5.33(=18)	12.57(20)	9.66(14)	9.97(=9)	9.51(=8)	10.81(=12)	57.85(14)	+0.89	129.10
				5.29(16)	12.54(=20)	9.65(=14)	10.00(=12)	9.71(=19)	11.35(24)	58.54(20)	+1.28	126.05
				5.32(17)	12.55(19)	9.62(12)	9.95(=9)	9.60(14)	11.01(13)	58.05(15)	+0.78	127.62
<b>Total:</b>										<b>3:52.42</b>	<b>+3.96</b>	



**Performance Analysis**  
Analisi delle prestazioni / Analyse des performances

Rk	Start No.	NOC Code	Name	Start Time	S-1	1-2	2-3	3-4	4-F	Finish Time	Time Behind	Top Speed (km/h)
18	18	POL	<b>WEISZEWSKI Linda</b> ADAMEK Klaudia	5.21(13)	12.44(12)	9.66(=17)	10.01(22)	9.54(=18)	10.88(=20)	57.74(15)	+0.82	128.95
				5.20(=8)	12.45(=9)	9.80(24)	10.20(24)	9.68(=24)	11.03(24)	58.36(24)	+1.40	127.17
				5.25(13)	12.44(=10)	9.65(=14)	10.03(21)	9.69(18)	11.18(18)	58.24(15)	+0.98	125.98
				5.27(15)	12.48(=14)	9.72(18)	10.06(18)	9.68(19)	11.08(16)	58.29(18)	+1.02	126.43
<b>Total:</b>										<b>3:52.63</b>	<b>+4.17</b>	
19	16	SVK	<b>CERNANSKA Viktoria</b> MOKRASOVA Lucia	5.32(19)	12.53(17)	9.67(19)	10.00(=19)	9.53(=16)	10.89(23)	57.94(18)	+1.02	129.47
				5.32(17)	12.51(16)	9.67(=15)	9.98(=14)	9.51(=8)	10.87(20)	57.86(15)	+0.90	129.67
				5.33(19)	12.54(=20)	9.68(=20)	10.13(25)	9.71(=19)	11.19(19)	58.58(21)	+1.32	126.95
				5.36(18)	12.50(=17)	9.63(=13)	10.08(19)	9.64(16)	11.10(17)	58.31(19)	+1.04	127.62
<b>Total:</b>										<b>3:52.69</b>	<b>+4.23</b>	
20	19	ITA	<b>ANDREUTTI Giada</b> GATTI Alessia	5.35(21)	12.48(=15)	9.63(=12)	9.96(=11)	9.51(=12)	10.83(16)	57.76(16)	+0.84	128.07
				5.37(21)	12.66(22)	9.71(=22)	10.02(22)	9.55(=19)	10.85(=17)	58.16(22)	+1.20	127.32
				5.37(21)	12.50(=16)	9.63(11)	9.99(11)	9.65(=15)	11.14(17)	58.28(16)	+1.02	125.91
				5.37(19)	12.49(16)	9.86(20)	10.22(20)	9.80(20)	11.23(20)	58.97(20)	+1.70	124.97
<b>Total:</b>										<b>3:53.17</b>	<b>+4.71</b>	
21	22	AUS	<b>BLIZZARD Sarah</b> JOHNSON Desi	5.34(20)	12.56(18)	9.72(=22)	10.02(23)	9.56(=22)	10.87(=18)	58.07(22)	+1.15	127.19
				5.36(20)	12.52(17)	9.69(=20)	9.98(=14)	9.55(=19)	10.81(=12)	57.91(=16)	+0.95	126.96
				5.35(20)	12.51(=18)	9.77(23)	10.09(22)	9.64(14)	11.06(=11)	58.42(18)	+1.16	125.77
<b>Total:</b>										<b>2:54.40</b>		
22	23	CHN	<b>YING Qing</b> WANG Yu	5.29(=17)	12.57(19)	9.69(=20)	10.00(=19)	9.54(=18)	10.94(24)	58.03(=20)	+1.11	128.33
				5.30(16)	12.50(15)	9.63(=6)	9.99(=16)	9.54(18)	11.00(23)	57.96(19)	+1.00	127.75
				5.31(18)	12.51(=18)	9.61(=8)	10.00(=12)	9.75(23)	11.32(=22)	58.50(19)	+1.24	125.41
<b>Total:</b>										<b>2:54.49</b>		
23	21	ITA	<b>de SILVESTRO Simona</b> COSTELLA Anna	5.43(23)	12.65(24)	9.78(24)	10.10(24)	9.56(=22)	10.81(12)	58.33(24)	+1.41	129.18
				5.47(23)	12.60(21)	9.69(=20)	9.97(=9)	9.48 (7)	10.72 (5)	57.93(18)	+0.97	130.31
				5.45(23)	12.60(23)	9.78(=24)	10.11(=23)	9.65(=15)	11.03(10)	58.62(23)	+1.36	127.60
<b>Total:</b>										<b>2:54.88</b>		
24	25	AUT	<b>HASLWANTER Lea</b> FESTIN Victoria	5.45(24)	12.62(23)	9.66(=17)	9.97(=14)	9.52(15)	10.88(=20)	58.10(23)	+1.18	128.84
				5.48(24)	12.75(24)	9.68(=17)	9.97(=9)	9.52(=13)	10.80(11)	58.20(23)	+1.24	129.04
				5.51(24)	12.65(25)	9.66(=17)	10.01(=16)	9.67(17)	11.11(16)	58.61(22)	+1.35	125.73
<b>Total:</b>										<b>2:54.91</b>		
25	20	TPE	<b>LIN Sin-Rong</b> LIN Song-En	5.49(25)	12.61(22)	9.81(25)	10.13(25)	9.63(25)	10.98(25)	58.65(25)	+1.73	126.46
				5.53(25)	12.69(23)	9.90(25)	10.24(25)	9.68(=24)	11.05(25)	59.09(25)	+2.13	126.45
				5.53(25)	12.64(24)	9.78(=24)	10.11(=23)	9.72(22)	11.25(21)	59.03(25)	+1.77	124.24
<b>Total:</b>										<b>2:56.77</b>		

**Note:**  
Pilots are listed first.  
Top speed is measured by sensors along the track.

**Legend:**  
 = Equal sign indicates that two or more sleds share the same rank      **1-2** 1st to 2nd intermediate point      **2-3** 2nd to 3rd intermediate point  
**3-4** 3rd to 4th intermediate point      **4-F** 4th intermediate point to finish      **No.** Number      **Rk** Rank  
**S-1** Start to 1st intermediate point



**Speeds**  
Velocità / Vitesses

Measurement Points:

50m (S1)
After curve 6 (S2)
Before curve 10 (S3)
Between curve 14 & 15 (S4)



Rank	NOC Code	Pilot Name	Start Time	Speeds (km/h)				Finish Time
				S1	S2	S3	S4	
1	GER	NOLTE Laura	5.09 (=1)	<b>44.77</b> (1)	95.13 (4)	<b>117.18</b> (1)	126.13 (=1)	56.97 (2)
			5.11 (2)	44.64 (2)	<b>95.28</b> (1)	116.73 (=1)	<b>126.76</b> (1)	56.96 (1)
			5.14 (2)	44.54 (3)	<b>95.89</b> (1)	<b>116.58</b> (1)	<b>124.05</b> (1)	57.26 (1)
			5.12 (=1)	44.57 (2)	94.73 (10)	<b>116.27</b> (1)	<b>125.17</b> (1)	57.27 (1)
<b>Total: 3:48.46</b>								
2	GER	BUCKWITZ Lisa	5.09 (=1)	44.54 (3)	94.93 (=7)	116.80 (3)	126.05 (3)	57.05 (3)
			5.10 (1)	<b>44.78</b> (1)	95.23 (2)	116.73 (=1)	125.69 (3)	57.06 (2)
			5.12 (1)	<b>44.72</b> (1)	95.38 (5)	116.05 (4)	123.20 (4)	57.43 (2)
			5.12 (=1)	<b>44.69</b> (1)	95.08 (5)	116.20 (2)	123.28 (6)	57.45 (2)
<b>Total: 3:48.99</b>								
3	USA	ARMBRUSTER HUMPHRIES Kaillie	5.17 (7)	44.02 (12)	<b>95.84</b> (1)	116.95 (2)	125.43 (4)	56.92 (1)
			5.18 (=6)	44.15 (9)	94.78 (5)	115.90 (=5)	125.26 (5)	57.24 (4)
			5.21 (9)	43.96 (12)	95.54 (2)	116.12 (3)	122.28 (=9)	57.57 (=4)
			5.17 (=5)	44.16 (8)	95.13 (4)	115.83 (5)	123.54 (4)	57.48 (3)
<b>Total: 3:49.21</b>								
4	GER	KALICKI Kim	5.15 (6)	44.20 (10)	94.93 (=7)	116.50 (5)	126.13 (=1)	57.13 (4)
			5.18 (=6)	44.22 (8)	94.68 (6)	116.35 (3)	126.05 (2)	57.23 (3)
			5.17 (5)	44.36 (=4)	95.49 (3)	116.50 (2)	123.37 (=2)	57.46 (3)
			5.15 (=3)	44.46 (3)	95.03 (=6)	115.97 (3)	123.71 (3)	57.54 (4)
<b>Total: 3:49.36</b>								
5	USA	LOVE Kaysha	5.14 (=3)	44.23 (9)	95.08 (5)	116.42 (6)	125.26 (=6)	57.18 (6)
			5.16 (4)	44.37 (3)	94.63 (7)	115.90 (=5)	124.74 (8)	57.37 (5)
			5.16 (4)	44.36 (=4)	95.44 (4)	115.90 (=5)	122.53 (7)	57.57 (=4)
			5.17 (=5)	44.28 (6)	94.93 (9)	115.75 (=6)	122.86 (=10)	57.59 (5)
<b>Total: 3:49.71</b>								
6	SUI	HASLER Melanie	5.14 (=3)	44.35 (4)	95.03 (6)	116.12 (=8)	125.00 (9)	57.22 (7)
			5.14 (3)	44.28 (7)	94.14 (19)	115.53(=13)	124.05 (18)	57.61 (=9)
			5.15 (3)	44.56 (2)	94.29(=18)	115.16 (11)	121.78 (15)	57.95 (8)
			5.15 (=3)	44.41 (4)	94.98 (8)	115.38(=11)	122.95 (9)	57.62 (6)
<b>Total: 3:50.40</b>								
7	USA	MEYERS TAYLOR Elana	5.20(=11)	43.99(=13)	95.18 (3)	116.65 (4)	125.26 (=6)	57.14 (5)
			5.20 (=8)	43.84 (15)	93.99 (23)	115.23(=19)	124.48 (=10)	57.99 (21)
			5.22 (10)	43.79 (14)	95.28 (6)	115.90 (=5)	123.37 (=2)	57.60 (6)
			5.21 (=9)	43.93 (12)	95.18 (=1)	115.90 (4)	122.44 (=12)	57.76 (9)
<b>Total: 3:50.49</b>								
7	SUI	ANNEN Debora	5.19 (10)	44.31 (=5)	94.53 (15)	116.05 (10)	125.34 (5)	57.42 (10)
			5.20 (=8)	44.30 (6)	94.24(=16)	114.94 (23)	124.82 (=6)	57.61 (=9)
			5.20 (8)	44.36 (=4)	94.93 (=7)	115.23 (=9)	122.61 (6)	57.83 (7)
			5.19 (7)	44.38 (5)	95.18 (=1)	115.08 (14)	123.37 (5)	57.63 (7)
<b>Total: 3:50.49</b>								



**Speeds**  
Velocità / Vitesses

Rank	NOC Code	Pilot Name	Start Time	Speeds (km/h)				Finish Time
				S1	S2	S3	S4	
9	AUT	BEIERL Katrin	5.14 (=3)	44.57 (2)	94.93 (=7)	116.35 (7)	124.74 (11)	57.32 (9)
			5.17 (5)	44.34 (5)	94.38(=11)	115.53(=13)	123.96 (19)	57.63 (11)
			5.18 (6)	44.32 (7)	94.48(=15)	115.23 (=9)	122.03 (11)	57.96 (=9)
			5.20 (8)	44.18 (7)	94.63(=12)	115.53 (10)	123.79 (2)	57.68 (8)
<b>Total: 3:50.59</b>								
10	AUS	WALKER Bree	5.18 (=8)	44.31 (=5)	94.73(=10)	115.60(=15)	124.91 (10)	57.45 (11)
			5.24(=13)	43.92(=12)	94.58 (8)	115.45 (15)	124.82 (=6)	57.60 (=7)
			5.23 (11)	44.08 (9)	94.48(=15)	115.08(=12)	122.69 (5)	57.96 (=9)
			5.24(=11)	44.04 (10)	94.63(=12)	115.31 (13)	123.11 (8)	57.81 (12)
<b>Total: 3:50.82</b>								
11	CAN	RIBI Bianca	5.20(=11)	44.25 (8)	94.68(=12)	115.31(=18)	124.22 (=13)	57.57 (12)
			5.23 (12)	44.07 (10)	94.83 (4)	116.05 (4)	124.22 (=13)	57.55 (6)
			5.27 (14)	43.85 (13)	94.29(=18)	115.01(=14)	121.95 (12)	58.16 (13)
			5.24(=11)	44.07 (9)	93.65 (19)	114.57 (18)	122.11 (16)	58.16 (17)
<b>Total: 3:51.44</b>								
11	CHN	HUAI Mingming	5.23(=14)	43.79 (16)	94.48(=16)	115.68 (14)	124.13 (16)	57.60 (13)
			5.25 (15)	43.91 (14)	95.03 (3)	115.90 (=5)	123.62 (21)	57.60 (=7)
			5.28 (15)	43.61 (16)	94.93 (=7)	114.72 (19)	120.56 (20)	58.22 (14)
			5.25 (13)	43.80 (15)	94.63(=12)	115.01 (15)	121.13 (19)	58.02 (13)
<b>Total: 3:51.44</b>								
13	CAN	LOTHOLZ Melissa	5.23(=14)	43.99(=13)	95.33 (2)	116.12 (=8)	125.17 (8)	57.29 (8)
			5.24(=13)	43.92(=12)	94.48 (9)	115.68(=11)	124.39 (12)	57.64 (12)
			5.24 (12)	44.00 (10)	94.04 (21)	114.94 (16)	117.57 (25)	58.82 (24)
			5.26 (14)	43.82 (14)	95.18 (=1)	115.75 (=6)	122.44 (=12)	57.78 (10)
<b>Total: 3:51.53</b>								
14	CAN	APPIAH Cynthia	5.18 (=8)	44.16 (11)	94.48(=16)	115.31(=18)	123.71 (=20)	57.68 (14)
			5.20 (=8)	44.06 (11)	94.38(=11)	115.23(=19)	124.13 (=15)	57.66 (13)
			5.19 (7)	44.17 (8)	94.09 (20)	114.57(=20)	119.28 (23)	58.41 (17)
			5.21 (=9)	43.97 (11)	94.48 (16)	114.79 (17)	121.37 (18)	58.04 (14)
<b>Total: 3:51.79</b>								
15	GBR	NICOLL Adele	5.26 (16)	43.99(=13)	93.84 (22)	115.23 (21)	124.22 (=13)	58.03(=20)
			5.33(=18)	43.66 (16)	94.24(=16)	115.38(=16)	123.45 (22)	57.97 (20)
			5.30 (17)	43.78 (15)	94.93 (=7)	115.60 (7)	121.86 (=13)	58.03 (11)
			5.30 (16)	43.69 (16)	95.03 (=6)	115.75 (=6)	123.20 (7)	57.80 (11)
<b>Total: 3:51.83</b>								
16	KOR	KIM Yooran	5.41 (22)	42.88 (23)	94.68(=12)	115.83(=11)	124.22 (=13)	57.88 (17)
			5.41 (22)	43.08 (21)	94.04 (22)	115.38(=16)	124.48 (=10)	57.91(=16)
			5.42 (22)	43.08 (23)	94.78 (12)	115.45 (8)	122.44 (8)	58.15 (12)
			5.42 (20)	42.97 (20)	94.68 (11)	115.38(=11)	122.86 (=10)	58.10 (16)
<b>Total: 3:52.04</b>								
17	FRA	BOCH Margot	5.29(=17)	43.37 (21)	94.19(=19)	115.60(=15)	123.45 (23)	57.98 (19)
			5.33(=18)	42.92 (23)	94.38(=11)	115.68(=11)	124.22 (=13)	57.85 (14)
			5.29 (16)	43.49(=20)	94.58 (13)	115.08(=12)	119.04 (24)	58.54 (20)
			5.32 (17)	43.39 (17)	94.58 (15)	115.75 (=6)	122.44 (=12)	58.05 (15)
<b>Total: 3:52.42</b>								



**Speeds**  
Velocità / Vitesses

Rank	NOC Code	Pilot Name	Start Time	Speeds (km/h)				Finish Time
				S1	S2	S3	S4	
18	POL	WEISZEWSKI Linda	5.21 (13)	44.29 (7)	94.24 (18)	115.08(=22)	123.79 (19)	57.74 (15)
			5.20 (=8)	44.36 (4)	92.59 (24)	113.27 (24)	122.36 (23)	58.36 (24)
			5.25 (13)	43.98 (11)	94.53 (14)	114.43 (22)	120.96(=18)	58.24 (15)
			5.27 (15)	43.84 (13)	93.84 (17)	114.35 (19)	121.78 (17)	58.29 (18)
<b>Total: 3:52.63</b>								
19	SVK	CERNANSKA Viktoria	5.32 (19)	43.54 (19)	94.19(=19)	115.83(=11)	123.96 (18)	57.94 (18)
			5.32 (17)	43.54 (18)	94.29 (15)	115.90 (=5)	123.88 (20)	57.86 (15)
			5.33 (19)	43.52(=18)	93.50 (22)	114.35 (23)	120.96(=18)	58.58 (21)
			5.36 (18)	43.34 (19)	93.70 (18)	114.86 (16)	122.19 (15)	58.31 (19)
<b>Total: 3:52.69</b>								
20	ITA	ANDREUTTI Giada	5.35 (21)	43.57 (18)	94.73(=10)	115.83(=11)	124.05 (17)	57.76 (16)
			5.37 (21)	43.46 (19)	94.09(=20)	115.16 (21)	124.13(=15)	58.16 (22)
			5.37 (21)	43.52(=18)	94.88(=10)	115.01(=14)	121.21 (17)	58.28 (16)
			5.37 (19)	43.35 (18)	91.93 (20)	113.06 (20)	120.16 (20)	58.97 (20)
<b>Total: 3:53.17</b>								
21	AUS	BLIZZARD Sarah	5.34 (20)	43.53 (20)	93.79 (23)	115.08(=22)	123.71(=20)	58.07 (22)
			5.36 (20)	43.32 (20)	94.09(=20)	115.08 (22)	124.13(=15)	57.91(=16)
			5.35 (20)	43.53 (17)	93.21 (24)	114.57(=20)	121.86(=13)	58.42 (18)
<b>Total: 2:54.40</b>								
22	CHN	YING Qing	5.29(=17)	43.69 (17)	94.19(=19)	115.31(=18)	123.20 (24)	58.03(=20)
			5.30 (16)	43.59 (17)	94.43 (10)	115.38(=16)	122.19 (24)	57.96 (19)
			5.31 (18)	43.49(=20)	94.88(=10)	114.79 (18)	119.68 (22)	58.50 (19)
<b>Total: 2:54.49</b>								
23	ITA	de SILVESTRO Simona	5.43 (23)	43.22 (22)	93.26 (24)	114.35 (24)	124.56 (12)	58.33 (24)
			5.47 (23)	43.02 (22)	94.19 (18)	115.90 (=5)	125.34 (4)	57.93 (18)
			5.45 (23)	43.16 (22)	93.26 (23)	114.06 (24)	122.28(=9)	58.62 (23)
<b>Total: 2:54.88</b>								
24	AUT	HASLWANTER Lea	5.45 (24)	42.55 (25)	94.58 (14)	115.60(=15)	123.71(=20)	58.10 (23)
			5.48 (24)	42.49 (24)	94.38(=11)	115.75 (10)	124.65 (9)	58.20 (23)
			5.51 (24)	42.37 (25)	94.48(=15)	114.86 (17)	121.62 (16)	58.61 (22)
<b>Total: 2:54.91</b>								
25	TPE	LIN Sin-Rong	5.49 (25)	42.79 (24)	92.64 (25)	113.70 (25)	122.61 (25)	58.65 (25)
			5.53 (25)	42.44 (25)	91.50 (25)	112.78 (25)	122.03 (25)	59.09 (25)
			5.53 (25)	42.55 (24)	92.97 (25)	113.78 (25)	120.08 (21)	59.03 (25)
<b>Total: 2:56.77</b>								

**Legend:**

= Equal sign indicates that two or more sleds share the same rank



## Competition Data

Dati relativi alla gara / Données de compétition

	Start Time	End Time
Heat 1	18:00	18:53
Heat 2	19:50	20:45
Heat 3	19:00	19:53
Heat 4	21:05	21:49

Participating Teams									
AUS (2)	AUT (2)	CAN (3)	CHN (2)	FRA (1)	GBR (1)	GER (3)	ITA (2)	KOR (1)	POL (1)
SUI (2)	SVK (1)	TPE (1)	USA (3)						

New Track Records				
NOC Code	Crew	Start Record	Track Record	Heat Number
GER	NOLTE Laura, LEVI Deborah	5.09		1
USA	ARMBRUSTER HUMPHRIES Kaillie, JONES Jasmine		56.92	1
GER	BUCKWITZ Lisa, SCHUTEN Neele	5.09		1

Competition Conditions				
	Heat 1	Heat 2	Heat 3	Heat 4
Overall weather conditions	Clear	Clear	Light Rain	Light Rain
Air Temperature (°C/°F)	4.5/40.1	3.3/37.9	2.4/36.3	2.2/35.9
Ice Temperature (°C/°F)	-1.6/29.1	-1.7/28.9	-1.8/28.7	-1.9/28.5
Reference Runner (°C/°F)	9.0/48.2	1.2/34.1	8.8/47.8	2.7/36.8

List of Officials			
IF Delegate	GUTS Gatis	Material Controller	LANGEN Christoph
IF Delegate	MATTLI Josias	Material Controller	ADAM Werner
Jury President	IOSSI Francesca	Material Controller	MAIER Michael
Jury Member	MARTINI Cathleen	Race Director	MENARDI Diego
Jury Member	GESUITO Pasquale	Track Chief	REZZADORE Gianfranco
Jury Assistant	ITEN Pascal	Race Doctor	ROSI Paolo

Jury Decisions									
Explanation	Heat:	Start No.:	Sled:	Heat:	Start No.:	Sled:	Heat:	Start No.:	Sled:
	None								

Legend:  
No. Number



## Records

Record / Records

As of FRI 20 FEB 2026

Prior to the Games					
Name	NOC Code	Start Record	Track Record	Date	Competition
BUCKWITZ Lisa, SCHUTEN Neele	GER	5.12		23 NOV 2025	WC
NOLTE Laura, LEVI Deborah	GER		56.98	23 NOV 2025	WC

During the Games					
Name	NOC Code	Start Record	Track Record	Date	Heat Number
NOLTE Laura, LEVI Deborah	GER	5.09		20 FEB 2026	1
ARMBRUSTER HUMPHRIES Kaillie, JONES Jasmine	USA		56.92	20 FEB 2026	1
BUCKWITZ Lisa, SCHUTEN Neele	GER	5.09		20 FEB 2026	1

**Note:**  
In the listing of team names, the pilot is always shown first.

**Legend:**  
WC World Cup



## Start List

Lista di partenza / Liste de départ

<b>START RECORD</b>	BUCKWITZ Lisa, SCHUTEN Neele	GER	5.12	23 NOV 2025
<b>TRACK RECORD</b>	NOLTE Laura, LEVI Deborah	GER	56.98	23 NOV 2025

Start Order	Start No.	NOC Code	Name	Remarks
1	1	GER	NOLTE Laura LEVI Deborah	
2	2	USA	ARMBRUSTER HUMPHRIES Kaillie JONES Jasmine	
3	3	GER	KALICKI Kim PREPENS Talea	
4	4	GER	BUCKWITZ Lisa SCHUTEN Neele	
5	5	AUT	BEIERL Katrin WILLIAMS Christania Simone	
6	6	USA	MEYERS TAYLOR Elana O'BRIEN Jadin	
7	7	SUI	HASLER Melanie PASTERNAK Nadja	
8	8	USA	LOVE Kaysha HILL Azaria	
9	9	SUI	ANNEN Debora KORA Salome	
10	10	FRA	BOCH Margot SENECHAL Carla	
11	11	CAN	APPIAH Cynthia RICHARDSON WILSON Dawn	
12	12	CAN	RIBI Bianca SIEBEN Skylar	
13	13	CHN	HUAI Mingming WANG Xuan	
14	14	CAN	LOTHOLZ Melissa MITCHELL Kelsey	
15	15	KOR	KIM Yooran JEON Eunji	
16	16	SVK	CERNANSKA Viktoria MOKRASOVA Lucia	
17	17	GBR	NICOLL Adele NELSON Ashleigh	
18	18	POL	WEISZEWSKI Linda ADAMEK Klaudia	
19	19	ITA	ANDREUTTI Giada GATTI Alessia	
20	20	TPE	LIN Sin-Rong LIN Song-En	



### Start List

Lista di partenza / Liste de départ

Start Order	Start No.	NOC Code	Name	Remarks
21	21	ITA	de SILVESTRO Simona COSTELLA Anna	
22	22	AUS	BLIZZARD Sarah JOHNSON Desi	
23	23	CHN	YING Qing WANG Yu	
24	24	AUS	WALKER Bree REDDINGIUS Kiara	
25	25	AUT	HASLWANTER Lea FESTIN Victoria	

**Note:**  
In the listing of team names, the pilot is always shown first.

**Legend:**  
No. Number



## Start List

Lista di partenza / Liste de départ

<b>START RECORD</b>	NOLTE Laura, LEVI Deborah	GER	5.09	20 FEB 2026
	BUCKWITZ Lisa, SCHUTEN Neele	GER	5.09	20 FEB 2026
<b>TRACK RECORD</b>	ARMBRUSTER HUMPHRIES Kaillie, JONES Jasmine	USA	56.92	20 FEB 2026

Start Order	Start No.	NOC Code	Name	Start Time	Time	Total Time	Time Behind	Remarks
1	20	TPE	LIN Sin-Rong LIN Song-En	5.49	58.65	58.65	+1.73 (25)	
2	21	ITA	de SILVESTRO Simona COSTELLA Anna	5.43	58.33	58.33	+1.41 (24)	
3	25	AUT	HASLWANTER Lea FESTIN Victoria	5.45	58.10	58.10	+1.18 (23)	
4	22	AUS	BLIZZARD Sarah JOHNSON Desi	5.34	58.07	58.07	+1.15 (22)	
5	23	CHN	YING Qing WANG Yu	5.29	58.03	58.03	+1.11 (=20)	
6	17	GBR	NICOLL Adele NELSON Ashleigh	5.26	58.03	58.03	+1.11 (=20)	
7	10	FRA	BOCH Margot SENECHAL Carla	5.29	57.98	57.98	+1.06 (19)	
8	16	SVK	CERNANSKA Viktoria MOKRASOVA Lucia	5.32	57.94	57.94	+1.02 (18)	
9	15	KOR	KIM Yooran JEON Eunji	5.41	57.88	57.88	+0.96 (17)	
10	19	ITA	ANDREUTTI Giada GATTI Alessia	5.35	57.76	57.76	+0.84 (16)	
11	18	POL	WEISZEWSKI Linda ADAMEK Klaudia	5.21	57.74	57.74	+0.82 (15)	
12	11	CAN	APPIAH Cynthia RICHARDSON WILSON Dawn	5.18	57.68	57.68	+0.76 (14)	
13	13	CHN	HUAI Mingming WANG Xuan	5.23	57.60	57.60	+0.68 (13)	
14	12	CAN	RIBI Bianca SIEBEN Skylar	5.20	57.57	57.57	+0.65 (12)	
15	24	AUS	WALKER Bree REDDINGIUS Kiara	5.18	57.45	57.45	+0.53 (11)	
16	9	SUI	ANNEN Debora KORA Salome	5.19	57.42	57.42	+0.50 (10)	
17	5	AUT	BEIERL Katrin WILLIAMS Christania Simone	5.14	57.32	57.32	+0.40 (9)	
18	14	CAN	LOTHOLZ Melissa MITCHELL Kelsey	5.23	57.29	57.29	+0.37 (8)	
19	7	SUI	HASLER Melanie PASTERNAK Nadja	5.14	57.22	57.22	+0.30 (7)	
20	8	USA	LOVE Kaysha HILL Azaria	5.14	57.18	57.18	+0.26 (6)	



## Start List

Lista di partenza / Liste de départ

Start Order	Start No.	NOC Code	Name	Start Time	Time	Total Time	Time Behind	Remarks
21	6	USA	MEYERS TAYLOR Elana O'BRIEN Jadin	5.20	57.14	57.14	+0.22	(5)
22	3	GER	KALICKI Kim PREPENS Talea	5.15	57.13	57.13	+0.21	(4)
23	4	GER	BUCKWITZ Lisa SCHUTEN Neele	5.09	57.05	57.05	+0.13	(3)
24	1	GER	NOLTE Laura LEVI Deborah	5.09	56.97	56.97	+0.05	(2)
25	2	USA	ARMBRUSTER HUMPHRIES Kaillie JONES Jasmine	5.17	56.92	56.92		(1)

**Note:**

In the listing of team names, the pilot is always shown first.

**Legend:**

= Equal sign indicates that two or more sleds share the same rank      **No.** Number



## Start List

Lista di partenza / Liste de départ

<b>START RECORD</b>	NOLTE Laura, LEVI Deborah	GER	5.09	20 FEB 2026
	BUCKWITZ Lisa, SCHUTEN Neele	GER	5.09	20 FEB 2026
<b>TRACK RECORD</b>	ARMBRUSTER HUMPHRIES Kaillie, JONES Jasmine	USA	56.92	20 FEB 2026

Start Order	Start No.	NOC Code	Name	Start Time	Time	Total Time	Time Behind	Remarks
1	1	GER	NOLTE Laura LEVI Deborah	5.09 5.11	56.97 56.96	1:53.93		(1)
2	4	GER	BUCKWITZ Lisa SCHUTEN Neele	5.09 5.10	57.05 57.06	1:54.11	+0.18	(2)
3	2	USA	ARMBRUSTER HUMPHRIES Kaillie JONES Jasmine	5.17 5.18	56.92 57.24	1:54.16	+0.23	(3)
4	3	GER	KALICKI Kim PREPENS Talea	5.15 5.18	57.13 57.23	1:54.36	+0.43	(4)
5	8	USA	LOVE Kaysha HILL Azaria	5.14 5.16	57.18 57.37	1:54.55	+0.62	(5)
6	7	SUI	HASLER Melanie PASTERNAK Nadja	5.14 5.14	57.22 57.61	1:54.83	+0.90	(6)
7	14	CAN	LOTHOLZ Melissa MITCHELL Kelsey	5.23 5.24	57.29 57.64	1:54.93	+1.00	(7)
8	5	AUT	BEIERL Katrin WILLIAMS Christania Simone	5.14 5.17	57.32 57.63	1:54.95	+1.02	(8)
9	9	SUI	ANNEN Debora KORA Salome	5.19 5.20	57.42 57.61	1:55.03	+1.10	(9)
10	24	AUS	WALKER Bree REDDINGIUS Kiara	5.18 5.24	57.45 57.60	1:55.05	+1.12	(10)
11	12	CAN	RIBI Bianca SIEBEN Skylar	5.20 5.23	57.57 57.55	1:55.12	+1.19	(11)
12	6	USA	MEYERS TAYLOR Elana O'BRIEN Jadin	5.20 5.20	57.14 57.99	1:55.13	+1.20	(12)
13	13	CHN	HUAI Mingming WANG Xuan	5.23 5.25	57.60 57.60	1:55.20	+1.27	(13)
14	11	CAN	APPIAH Cynthia RICHARDSON WILSON Dawn	5.18 5.20	57.68 57.66	1:55.34	+1.41	(14)
15	15	KOR	KIM Yooran JEON Eunji	5.41 5.41	57.88 57.91	1:55.79	+1.86	(15)
16	16	SVK	CERNANSKA Viktoria MOKRASOVA Lucia	5.32 5.32	57.94 57.86	1:55.80	+1.87	(16)
17	10	FRA	BOCH Margot SENECHAL Carla	5.29 5.33	57.98 57.85	1:55.83	+1.90	(17)
18	19	ITA	ANDREUTTI Giada GATTI Alessia	5.35 5.37	57.76 58.16	1:55.92	+1.99	(18)
19	22	AUS	BLIZZARD Sarah JOHNSON Desi	5.34 5.36	58.07 57.91	1:55.98	+2.05	(19)
20	23	CHN	YING Qing WANG Yu	5.29 5.30	58.03 57.96	1:55.99	+2.06	(20)



## Start List

Lista di partenza / Liste de départ

Start Order	Start No.	NOC Code	Name	Start Time	Time	Total Time	Time Behind	Remarks
21	17	GBR	NICOLL Adele	5.26	58.03	1:56.00	+2.07	(21)
			NELSON Ashleigh	5.33	57.97			
22	18	POL	WEISZEWSKI Linda	5.21	57.74	1:56.10	+2.17	(22)
			ADAMEK Klaudia	5.20	58.36			
23	21	ITA	de SILVESTRO Simona	5.43	58.33	1:56.26	+2.33	(23)
			COSTELLA Anna	5.47	57.93			
24	25	AUT	HASLWANTER Lea	5.45	58.10	1:56.30	+2.37	(24)
			FESTIN Victoria	5.48	58.20			
25	20	TPE	LIN Sin-Rong	5.49	58.65	1:57.74	+3.81	(25)
			LIN Song-En	5.53	59.09			

**Note:**

In the listing of team names, the pilot is always shown first.

**Legend:**

No. Number



## Start List

Lista di partenza / Liste de départ

<b>START RECORD</b>	NOLTE Laura, LEVI Deborah	GER	5.09	20 FEB 2026
	BUCKWITZ Lisa, SCHUTEN Neele	GER	5.09	20 FEB 2026
<b>TRACK RECORD</b>	ARMBRUSTER HUMPHRIES Kaillie, JONES Jasmine	USA	56.92	20 FEB 2026

Start Order	Start No.	NOC Code	Name	Start Time	Time	Total Time	Time Behind	Remarks
1	16	SVK	CERNANSKA Viktoria	5.32	57.94	2:54.38	+3.19	(20)
			MOKRASOVA Lucia	5.32	57.86			
				5.33	58.58			
2	10	FRA	BOCH Margot	5.29	57.98	2:54.37	+3.18	(19)
			SENECHAL Carla	5.33	57.85			
				5.29	58.54			
3	18	POL	WEISZEWSKI Linda	5.21	57.74	2:54.34	+3.15	(18)
			ADAMEK Klaudia	5.20	58.36			
				5.25	58.24			
4	19	ITA	ANDREUTTI Giada	5.35	57.76	2:54.20	+3.01	(17)
			GATTI Alessia	5.37	58.16			
				5.37	58.28			
5	17	GBR	NICOLL Adele	5.26	58.03	2:54.03	+2.84	(16)
			NELSON Ashleigh	5.33	57.97			
				5.30	58.03			
6	15	KOR	KIM Yooran	5.41	57.88	2:53.94	+2.75	(15)
			JEON Eunji	5.41	57.91			
				5.42	58.15			
7	14	CAN	LOTHOLZ Melissa	5.23	57.29	2:53.75	+2.56	(=13)
			MITCHELL Kelsey	5.24	57.64			
				5.24	58.82			
8	11	CAN	APPIAH Cynthia	5.18	57.68	2:53.75	+2.56	(=13)
			RICHARDSON WILSON Dawn	5.20	57.66			
				5.19	58.41			
9	13	CHN	HUAI Mingming	5.23	57.60	2:53.42	+2.23	(12)
			WANG Xuan	5.25	57.60			
				5.28	58.22			
10	12	CAN	RIBI Bianca	5.20	57.57	2:53.28	+2.09	(11)
			SIEBEN Skylar	5.23	57.55			
				5.27	58.16			
11	24	AUS	WALKER Bree	5.18	57.45	2:53.01	+1.82	(10)
			REDDINGIUS Kiara	5.24	57.60			
				5.23	57.96			
12	5	AUT	BEIERL Katrin	5.14	57.32	2:52.91	+1.72	(9)
			WILLIAMS Christania Simone	5.17	57.63			
				5.18	57.96			
13	9	SUI	ANNEN Debora	5.19	57.42	2:52.86	+1.67	(8)
			KORA Salome	5.20	57.61			
				5.20	57.83			
14	7	SUI	HASLER Melanie	5.14	57.22	2:52.78	+1.59	(7)
			PASTERNAK Nadja	5.14	57.61			
				5.15	57.95			



### Start List

Lista di partenza / Liste de départ

Start Order	Start No.	NOC Code	Name	Start Time	Time	Total Time	Time Behind	Remarks
15	6	USA	MEYERS TAYLOR Elana	5.20	57.14	2:52.73	+1.54	(6)
			O'BRIEN Jadin	5.20	57.99			
				5.22	57.60			
16	8	USA	LOVE Kaysha	5.14	57.18	2:52.12	+0.93	(5)
			HILL Azaria	5.16	57.37			
				5.16	57.57			
17	3	GER	KALICKI Kim	5.15	57.13	2:51.82	+0.63	(4)
			PREPENS Talea	5.18	57.23			
				5.17	57.46			
18	2	USA	ARMBRUSTER HUMPHRIES Kaillie	5.17	56.92	2:51.73	+0.54	(3)
			JONES Jasmine	5.18	57.24			
				5.21	57.57			
19	4	GER	BUCKWITZ Lisa	5.09	57.05	2:51.54	+0.35	(2)
			SCHUTEN Neele	5.10	57.06			
				5.12	57.43			
20	1	GER	NOLTE Laura	5.09	56.97	2:51.19		(1)
			LEVI Deborah	5.11	56.96			
				5.14	57.26			

**Note:**

In the listing of team names, the pilot is always shown first.

**Legend:**

= Equal sign indicates that two or more sleds share the same rank      No. Number



Results  
Risultati / Résultats

Start Order	Start No.	NOC Code	Pilot Name	Start Time	Int. 1	Int. 2	Int. 3	Int. 4	Finish Time	Time Behind	Top Speed (km/h)
1	1	DEN	VOIGT Maja	5.52 (=3)	18.23 (=3)	28.42 (=15)	38.94 (18)	49.04 (19)	<b>1:00.87</b> (19)	+0.95	120.67
				5.60 (8)	18.41 (6)	28.49 (7)	39.01 (9)	49.07 (10)	<b>1:00.89</b> (11)	+1.07	120.23
2	2	ITA	ANDREUTTI Giada	5.82 (=23)	18.63 (=21)	28.71 (21)	39.18 (21)	49.28 (21)	<b>1:01.17</b> (22)	+1.25	122.31
				5.81 (22)	18.67 (18)	28.80 (19)	39.22 (16)	49.25 (=14)	<b>1:01.04</b> (13)	+1.22	123.09
3	3	ITA	de SILVESTRO Simona	5.81 (22)	18.63 (=21)	28.64 (20)	39.02 (19)	48.93 (18)	<b>1:00.51</b> (13)	+0.59	121.68
				5.82 (=23)	18.72 (23)	28.78 (18)	39.17 (12)	49.13 (11)	<b>1:00.74</b> (9)	+0.92	121.59
4	4	JAM	MOORE Mica	5.75 (20)	18.59 (19)	28.62 (19)	39.10 (20)	49.13 (20)	<b>1:00.91</b> (20)	+0.99	121.28
				5.74 (=17)	18.63 (=16)	28.60 (11)	39.65 (24)	50.88 (25)	<b>1:03.85</b> (25)	+4.03	111.19
5	5	GER	NOLTE Laura	5.55 (=5)	18.24 (6)	28.16 (=3)	38.46 (=4)	48.37 (4)	<b>1:00.03</b> (=5)	+0.11	123.88
				5.57 (5)	18.30 (3)	28.24 (4)	38.55 (3)	48.42 (3)	<b>59.96</b> (2)	+0.14	124.47
6	6	GER	BUCKWITZ Lisa	5.55 (=5)	18.23 (=3)	28.06 (1)	38.33 (1)	48.23 (1)	<b>59.92</b> (1)	0.00	124.04
				5.55 (=3)	18.28 (2)	28.22 (3)	38.57 (4)	48.52 (4)	<b>1:00.22</b> (4)	+0.40	123.25
7	7	GER	KALICKI Kim	5.71 (=17)	18.60 (20)	28.59 (18)	38.88 (16)	48.74 (13)	<b>1:00.25</b> (10)	+0.33	124.17
				5.80 (21)	18.63 (=16)	28.56 (=9)	38.87 (7)	48.87 (7)	<b>1:00.60</b> (6)	+0.78	121.44
8	8	FRA	BOCH Margot	5.72 (19)	18.53 (17)	28.42 (=15)	38.65 (11)	48.51 (10)	<b>1:00.15</b> (7)	+0.23	123.42
				5.70 (=13)	18.58 (14)	28.72 (13)	39.18 (13)	49.17 (=12)	<b>1:00.92</b> (12)	+1.10	122.60
9	9	TPE	LIN Sin-Rong	5.71 (=17)	18.49 (16)	28.41 (14)	38.73 (14)	48.78 (15)	<b>1:00.69</b> (18)	+0.77	119.69
				5.77 (=19)	18.60 (15)	28.56 (=9)	38.91 (8)	48.94 (8)	<b>1:00.83</b> (10)	+1.01	121.37
10	10	SVK	CERNANSKA Viktoria	5.82 (=23)	18.88 (24)	29.15 (25)	39.69 (25)	49.72 (25)	<b>1:01.50</b> (25)	+1.58	122.54
				5.85 (25)	18.94 (25)	29.26 (25)	39.87 (25)	49.98 (24)	<b>1:01.84</b> (24)	+2.02	120.03
11	11	SUI	HASLER Melanie	5.52 (=3)	18.23 (=3)	28.19 (6)	38.53 (8)	48.45 (7)	<b>1:00.21</b> (8)	+0.29	123.23
				5.55 (=3)	18.45 (10)	28.74 (=16)	39.27 (18)	49.33 (17)	<b>1:01.20</b> (16)	+1.38	120.69
12	12	SUI	ANNEN Debora	5.61 (=10)	18.33 (9)	28.28 (11)	38.66 (12)	48.76 (14)	<b>1:00.61</b> (15)	+0.69	121.75
				5.64 (10)	18.42 (=7)	28.55 (8)	39.08 (10)	49.17 (=12)	<b>1:01.12</b> (15)	+1.30	121.28
13	13	AUT	BEIERL Katrin	6.07 (25)	19.03 (25)	29.11 (24)	39.48 (24)	49.44 (22)	<b>1:01.12</b> (21)	+1.20	123.92
				5.77 (=19)	18.70 (=21)	28.73 (=14)	39.12 (11)	49.04 (9)	<b>1:00.66</b> (8)	+0.84	124.51
14	14	BEL	van PETEGEM Kelly	5.69 (16)	18.44 (=14)	28.49 (17)	38.91 (17)	48.92 (17)	<b>1:00.65</b> (17)	+0.73	121.50
				5.70 (=13)	18.50 (=11)	28.65 (12)	39.21 (15)	49.37 (18)	<b>1:01.40</b> (20)	+1.58	121.11
15	15	USA	ARMBRUSTER HUMPHR.	5.64 (12)	18.37 (12)	28.20 (7)	38.42 (3)	48.25 (2)	<b>59.99</b> (3)	+0.07	124.16
				5.65 (11)	18.42 (=7)	28.33 (5)	38.62 (5)	48.53 (5)	<b>1:00.23</b> (5)	+0.41	123.46
16	16	USA	LOVE Kaysha	5.50 (2)	18.18 (=1)	28.10 (2)	38.39 (2)	48.32 (3)	<b>1:00.03</b> (=5)	+0.11	122.18
				5.45 (1)	18.12 (1)	28.06 (1)	38.36 (1)	48.30 (2)	<b>1:00.08</b> (3)	+0.26	121.60
17	17	USA	MEYERS TAYLOR Elana	5.57 (7)	18.26 (7)	28.16 (=3)	38.46 (=4)	48.38 (5)	<b>59.97</b> (2)	+0.05	124.26
				5.58 (6)	18.33 (4)	28.19 (2)	38.43 (2)	48.29 (1)	<b>59.82</b> (1)	0.00	124.28
18	18	GBR	NICOLL Adele	5.61 (=10)	18.32 (8)	28.21 (8)	38.52 (7)	48.54 (11)	<b>1:00.38</b> (12)	+0.46	122.54
				5.66 (12)	18.44 (9)	28.36 (6)	38.71 (6)	48.76 (6)	<b>1:00.64</b> (7)	+0.82	121.76
19	19	POL	WEISZEWSKI Linda	5.68 (=14)	18.57 (18)	28.77 (22)	39.35 (22)	49.48 (23)	<b>1:01.43</b> (24)	+1.51	
				5.70 (=13)	18.69 (20)	28.85 (21)	39.34 (19)	49.40 (19)	<b>1:01.26</b> (17)	+1.44	122.12
20	20	CAN	APPIAH Cynthia	5.47 (1)	18.18 (=1)	28.16 (=3)	38.51 (6)	48.49 (8)	<b>1:00.23</b> (9)	+0.31	123.26
				5.52 (2)	18.37 (5)	28.82 (20)	39.51 (22)	49.63 (22)	<b>1:01.50</b> (22)	+1.68	120.55
21	21	CAN	LOTHOLZ Melissa	5.66 (13)	18.38 (13)	28.26 (9)	38.69 (13)	48.71 (12)	<b>1:00.53</b> (14)	+0.61	122.91
				5.72 (16)	18.68 (19)	29.01 (24)	39.60 (23)	49.70 (23)	<b>1:01.58</b> (23)	+1.76	121.05
22	22	AUS	WALKER Bree	5.60 (9)	18.36 (11)	28.31 (12)	38.58 (10)	48.44 (6)	<b>1:00.00</b> (4)	+0.08	123.70
				5.59 (7)	18.50 (=11)	28.73 (=14)	39.23 (17)	49.32 (16)	<b>1:01.32</b> (18)	+1.50	122.07
23	23	CHN	HUAI Mingming	5.68 (=14)	18.44 (=14)	28.32 (13)	38.77 (15)	48.81 (16)	<b>1:00.63</b> (16)	+0.71	120.70
				5.74 (=17)	18.70 (=21)	28.95 (23)	39.46 (21)	49.53 (21)	<b>1:01.45</b> (21)	+1.63	121.14
24	24	CHN	YING Qing	5.59 (8)	18.34 (10)	28.27 (10)	38.56 (9)	48.50 (9)	<b>1:00.26</b> (11)	+0.34	121.60
				5.63 (9)	18.56 (13)	28.74 (=16)	39.20 (14)	49.25 (=14)	<b>1:01.09</b> (14)	+1.27	120.15



**Results**  
Risultati / Résultats

Start Order	Start No.	NOC Code	Pilot Name	Start Time	Int. 1	Int. 2	Int. 3	Int. 4	Finish Time	Time Behind	Top Speed (km/h)
25	25	KOR	KIM Yooran	5.78 (21)	18.73 (23)	28.95 (23)	39.45 (23)	49.50 (24)	<b>1:01.41</b> (23)	+1.49	121.17
				5.82 (=23)	18.75 (24)	28.88 (22)	39.40 (20)	49.47 (20)	<b>1:01.37</b> (19)	+1.55	122.04

**Note:**  
Top speed is measured by sensors at any point along the track.

**Legend:**  
= Equal sign indicates that two or more sleds share the same rank      **Int.** Intermediate time      **No.** Number



## Performance Analysis

Analisi delle prestazioni / Analyse des performances

Start Order	Start No.	NOC Code	Pilot Name	Start Time	S-1	1-2	2-3	3-4	4-F	Finish Time	Time Behind	Top Speed (km/h)
1	1	DEN	VOIGT Maja	5.52 (=3)	12.71 (=5)	10.19 (22)	10.52 (23)	10.10 (=22)	11.83 (19)	<b>1:00.87</b> (19)	+0.95	120.67
				5.60 (8)	12.81 (9)	10.08 (12)	10.52 (=17)	10.06 (=14)	11.82 (11)	<b>1:00.89</b> (11)	+1.07	120.23
2	2	ITA	ANDREUTTI Giada	5.82 (=23)	12.81 (=17)	10.08 (=20)	10.47 (20)	10.10 (=22)	11.89 (22)	<b>1:01.17</b> (22)	+1.25	122.31
				5.81 (22)	12.86 (13)	10.13 (=13)	10.42 (11)	10.03 (=10)	11.79 (10)	<b>1:01.04</b> (13)	+1.22	123.09
3	3	ITA	de SILVESTRO S	5.81 (22)	12.82 (19)	10.01 (17)	10.38 (=15)	9.91 (=6)	11.58 (3)	<b>1:00.51</b> (13)	+0.59	121.68
				5.82 (=23)	12.90 (=16)	10.06 (11)	10.39 (=9)	9.96 (7)	11.61 (3)	<b>1:00.74</b> (9)	+0.92	121.59
4	4	JAM	MOORE Mica	5.75 (20)	12.84 (20)	10.03 (18)	10.48 (21)	10.03 (=17)	11.78 (=15)	<b>1:00.91</b> (20)	+0.99	121.28
				5.74 (=17)	12.89 (15)	9.97 (9)	11.05 (25)	11.23 (25)	12.97 (25)	<b>1:03.85</b> (25)	+4.03	111.19
5	5	GER	NOLTE Laura	5.55 (=5)	12.69 (=3)	9.92 (=8)	10.30 (=8)	9.91 (=6)	11.66 (6)	<b>1:00.03</b> (=5)	+0.11	123.88
				5.57 (5)	12.73 (=2)	9.94 (=5)	10.31 (=4)	9.87 (2)	11.54 (2)	<b>59.96</b> (2)	+0.14	124.47
6	6	GER	BUCKWITZ Lisa	5.55 (=5)	12.68 (=1)	9.83 (=1)	10.27 (=3)	9.90 (5)	11.69 (8)	<b>59.92</b> (1)	0.00	124.04
				5.55 (=3)	12.73 (=2)	9.94 (=5)	10.35 (=6)	9.95 (6)	11.70 (=5)	<b>1:00.22</b> (4)	+0.40	123.25
7	7	GER	KALICKI Kim	5.71 (=17)	12.89 (=21)	9.99 (16)	10.29 (=5)	9.86 (=2)	11.51 (1)	<b>1:00.25</b> (10)	+0.33	124.17
				5.80 (21)	12.83 (=10)	9.93 (4)	10.31 (=4)	10.00 (9)	11.73 (7)	<b>1:00.60</b> (6)	+0.78	121.44
8	8	FRA	BOCH Margot	5.72 (19)	12.81 (=17)	9.89 (=5)	10.23 (2)	9.86 (=2)	11.64 (5)	<b>1:00.15</b> (7)	+0.23	123.42
				5.70 (=13)	12.88 (14)	10.14 (16)	10.46 (=12)	9.99 (8)	11.75 (8)	<b>1:00.92</b> (12)	+1.10	122.60
9	9	TPE	LIN Sin-Rong	5.71 (=17)	12.78 (16)	9.92 (=8)	10.32 (11)	10.05 (=20)	11.91 (=23)	<b>1:00.69</b> (18)	+0.77	119.69
				5.77 (=19)	12.83 (=10)	9.96 (8)	10.35 (=6)	10.03 (=10)	11.89 (19)	<b>1:00.83</b> (10)	+1.01	121.37
10	10	SVK	CERNANSKA Viktoria	5.82 (=23)	13.06 (25)	10.27 (25)	10.54 (24)	10.03 (=17)	11.78 (=15)	<b>1:01.50</b> (25)	+1.58	122.54
				5.85 (25)	13.09 (25)	10.32 (23)	10.61 (23)	10.11 (22)	11.86 (=13)	<b>1:01.84</b> (24)	+2.02	120.03
11	11	SUI	HASLER Melanie	5.52 (=3)	12.71 (=5)	9.96 (14)	10.34 (12)	9.92 (=8)	11.76 (=13)	<b>1:00.21</b> (8)	+0.29	123.23
				5.55 (=3)	12.90 (=16)	10.29 (22)	10.53 (=19)	10.06 (=14)	11.87 (=15)	<b>1:01.20</b> (16)	+1.38	120.69
12	12	SUI	ANNEN Debora	5.61 (=10)	12.72 (=9)	9.95 (=12)	10.38 (=15)	10.10 (=22)	11.85 (21)	<b>1:00.61</b> (15)	+0.69	121.75
				5.64 (10)	12.78 (=6)	10.13 (=13)	10.53 (=19)	10.09 (=19)	11.95 (22)	<b>1:01.12</b> (15)	+1.30	121.28
13	13	AUT	BEIERL Katrin	6.07 (25)	12.96 (24)	10.08 (=20)	10.37 (14)	9.96 (12)	11.68 (7)	<b>1:01.12</b> (21)	+1.20	123.92
				5.77 (=19)	12.93 (=19)	10.03 (10)	10.39 (=9)	9.92 (4)	11.62 (4)	<b>1:00.66</b> (8)	+0.84	124.51
14	14	BEL	van PETEGEM Kelly	5.69 (16)	12.75 (=12)	10.05 (19)	10.42 (17)	10.01 (14)	11.73 (10)	<b>1:00.65</b> (17)	+0.73	121.50
				5.70 (=13)	12.80 (8)	10.15 (17)	10.56 (21)	10.16 (24)	12.03 (24)	<b>1:01.40</b> (20)	+1.58	121.11
15	15	USA	ARMBRUSTER HUMPHR.	5.64 (12)	12.73 (11)	9.83 (=1)	10.22 (1)	9.83 (1)	11.74 (=11)	<b>59.99</b> (3)	+0.07	124.16
				5.65 (11)	12.77 (5)	9.91 (2)	10.29 (2)	9.91 (3)	11.70 (=5)	<b>1:00.23</b> (5)	+0.41	123.46
16	16	USA	LOVE Kaysha	5.50 (2)	12.68 (=1)	9.92 (=8)	10.29 (=5)	9.93 (10)	11.71 (9)	<b>1:00.03</b> (=5)	+0.11	122.18
				5.45 (1)	12.67 (1)	9.94 (=5)	10.30 (3)	9.94 (5)	11.78 (9)	<b>1:00.08</b> (3)	+0.26	121.60
17	17	USA	MEYERS TAYLOR E	5.57 (7)	12.69 (=3)	9.90 (7)	10.30 (=8)	9.92 (=8)	11.59 (4)	<b>59.97</b> (2)	+0.05	124.26
				5.58 (6)	12.75 (4)	9.86 (1)	10.24 (1)	9.86 (1)	11.53 (1)	<b>59.82</b> (1)	0.00	124.28
18	18	GBR	NICOLL Adele	5.61 (=10)	12.71 (=5)	9.89 (=5)	10.31 (10)	10.02 (=15)	11.84 (20)	<b>1:00.38</b> (12)	+0.46	122.54
				5.66 (12)	12.78 (=6)	9.92 (3)	10.35 (=6)	10.05 (=12)	11.88 (=17)	<b>1:00.64</b> (7)	+0.82	121.76
19	19	POL	WEISZEWSKI Linda	5.68 (=14)	12.89 (=21)	10.20 (23)	10.58 (25)	10.13 (25)	11.95 (25)	<b>1:01.43</b> (24)	+1.51	
				5.70 (=13)	12.99 (24)	10.16 (18)	10.49 (14)	10.06 (=14)	11.86 (=13)	<b>1:01.26</b> (17)	+1.44	122.12
20	20	CAN	APPIAH Cynthia	5.47 (1)	12.71 (=5)	9.98 (15)	10.35 (13)	9.98 (13)	11.74 (=11)	<b>1:00.23</b> (9)	+0.31	123.26
				5.52 (2)	12.85 (12)	10.45 (25)	10.69 (24)	10.12 (23)	11.87 (=15)	<b>1:01.50</b> (22)	+1.68	120.55
21	21	CAN	LOTHOLZ Melissa	5.66 (13)	12.72 (=9)	9.88 (=3)	10.43 (18)	10.02 (=15)	11.82 (=17)	<b>1:00.53</b> (14)	+0.61	122.91
				5.72 (16)	12.96 (=22)	10.33 (24)	10.59 (22)	10.10 (21)	11.88 (=17)	<b>1:01.58</b> (23)	+1.76	121.05
22	22	AUS	WALKER Bree	5.60 (9)	12.76 (=14)	9.95 (=12)	10.27 (=3)	9.86 (=2)	11.56 (2)	<b>1:00.00</b> (4)	+0.08	123.70
				5.59 (7)	12.91 (18)	10.23 (20)	10.50 (15)	10.09 (=19)	12.00 (23)	<b>1:01.32</b> (18)	+1.50	122.07
23	23	CHN	HUAI Mingming	5.68 (=14)	12.76 (=14)	9.88 (=3)	10.45 (19)	10.04 (19)	11.82 (=17)	<b>1:00.63</b> (16)	+0.71	120.70
				5.74 (=17)	12.96 (=22)	10.25 (21)	10.51 (16)	10.07 (=17)	11.92 (21)	<b>1:01.45</b> (21)	+1.63	121.14
24	24	CHN	YING Qing	5.59 (8)	12.75 (=12)	9.93 (11)	10.29 (=5)	9.94 (11)	11.76 (=13)	<b>1:00.26</b> (11)	+0.34	121.60
				5.63 (9)	12.93 (=19)	10.18 (19)	10.46 (=12)	10.05 (=12)	11.84 (12)	<b>1:01.09</b> (14)	+1.27	120.15



## Performance Analysis

Analisi delle prestazioni / Analyse des performances

Start Order	Start No.	NOC Code	Pilot Name	Start Time	S-1	1-2	2-3	3-4	4-F	Finish Time	Time Behind	Top Speed (km/h)
25	25	KOR	KIM Yooran	5.78	(21) 12.95	(23) 10.22	(24) 10.50	(22) 10.05 (=20)	11.91 (=23)	<b>1:01.41</b>	(23) +1.49	121.17
				5.82 (=23)	12.93 (=19)	10.13 (=13)	10.52 (=17)	10.07 (=17)	11.90 (20)	<b>1:01.37</b>	(19) +1.55	122.04

**Note:**

Top speed is measured by sensors along the track.

**Legend:**

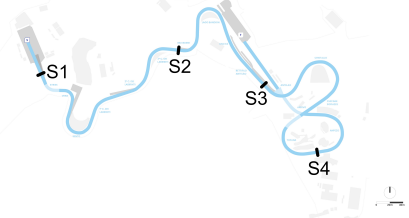
= Equal sign indicates that two or more sleds share the same rank  
**1-2** 1st to 2nd intermediate point  
**2-3** 2nd to 3rd intermediate point  
**3-4** 3rd to 4th intermediate point  
**4-F** 4th intermediate point to finish  
**No.** Number  
**S-1** Start to 1st intermediate point



**Speeds**  
Velocità / Vitesses

Measurement Points:

50m (S1)
After curve 6 (S2)
Before curve 10 (S3)
Between curve 14 & 15 (S4)



Start Order	NOC Code	Pilot Name	Start Time	Speeds (km/h)				Finish Time
				S1	S2	S3	S4	
1	DEN	VOIGT Maja	5.52 (=3)	42.95 (=2)	89.19 (24)	110.02 (24)	115.90 (19)	1:00.87 (19)
			5.60 (8)	42.57 (7)	90.13 (13)	110.15(=15)	116.12 (11)	1:00.89 (11)
2	ITA	ANDREUTTI Giada	5.82 (=23)	41.75 (22)	90.27 (20)	110.09(=22)	115.16(=22)	1:01.17 (22)
			5.81 (22)	41.79 (20)	90.04 (14)	110.63 (14)	115.97 (12)	1:01.04 (13)
3	ITA	de SILVESTRO Simona	5.81 (22)	41.77 (21)	91.00 (17)	111.45 (13)	117.72 (4)	1:00.51 (13)
			5.82 (=23)	41.69 (22)	90.68 (10)	111.11(=10)	117.49 (4)	1:00.74 (9)
4	JAM	MOORE Mica	5.75 (20)	42.01 (20)	90.31 (19)	110.70 (18)	116.20(=16)	1:00.91 (20)
			5.74 (=17)	42.06(=15)	91.32 (9)	97.45 (25)	106.69 (25)	1:03.85 (25)
5	GER	NOLTE Laura	5.55 (=5)	42.78 (=5)	91.41 (11)	112.85 (=2)	117.26 (6)	1:00.03 (=5)
			5.57 (5)	42.71 (4)	91.55 (=4)	112.50 (2)	118.42 (1)	59.96 (2)
6	GER	BUCKWITZ Lisa	5.55 (=5)	42.78 (=5)	92.64 (1)	112.64 (5)	116.42 (12)	59.92 (1)
			5.55 (=3)	42.79 (2)	91.55 (=4)	112.00 (3)	116.88 (6)	1:00.22 (4)
7	GER	KALICKI Kim	5.71 (=17)	42.17 (15)	91.46 (10)	112.71 (4)	118.42 (1)	1:00.25 (10)
			5.80 (21)	41.73 (21)	91.41 (=6)	111.31 (=7)	116.42 (=8)	1:00.60 (6)
8	FRA	BOCH Margot	5.72 (19)	42.09(=18)	92.49 (2)	112.85 (=2)	117.49 (5)	1:00.15 (7)
			5.70 (=13)	42.17 (13)	90.18 (12)	111.11(=10)	116.58 (7)	1:00.92 (12)
9	TPE	LIN Sin-Rong	5.71 (=17)	42.09(=18)	91.27(=14)	112.00 (=7)	115.08(=24)	1:00.69 (18)
			5.77 (=19)	41.82 (19)	91.41 (=6)	111.31 (=7)	115.83 (13)	1:00.83 (10)
10	SVK	CERNANSKA Viktoria	5.82 (=23)	41.60 (24)	89.02 (25)	110.09(=22)	116.27(=13)	1:01.50 (25)
			5.85 (25)	41.45 (25)	88.49(=23)	109.42 (21)	115.75 (14)	1:01.84 (24)
11	SUI	HASLER Melanie	5.52 (=3)	42.90 (4)	91.37 (12)	112.00 (=7)	116.27(=13)	1:00.21 (8)
			5.55 (=3)	42.67 (6)	89.15 (22)	110.15(=15)	115.45 (19)	1:01.20 (16)
12	SUI	ANNEN Debora	5.61 (=10)	42.52 (11)	91.27(=14)	110.36 (20)	115.38 (21)	1:00.61 (15)
			5.64 (10)	42.36 (=9)	89.50 (18)	109.82 (19)	115.01 (21)	1:01.12 (15)
13	AUT	BEIERL Katrin	6.07 (25)	40.86 (25)	90.49 (18)	111.17(=15)	117.11 (7)	1:01.12 (21)
			5.77 (=19)	41.66 (23)	90.63 (11)	111.94 (=4)	117.72 (3)	1:00.66 (8)
14	BEL	van PETEGEM Kelly	5.69 (16)	42.14 (17)	90.09 (21)	111.11 (17)	116.27(=13)	1:00.65 (17)
			5.70 (=13)	42.11 (14)	89.28 (21)	109.22 (23)	114.21 (23)	1:01.40 (20)
15	USA	ARMBRUSTER HUMPHRIES Kailie	5.64 (12)	42.36 (12)	92.44 (3)	112.92 (1)	116.73 (9)	59.99 (3)
			5.65 (11)	42.29 (11)	91.69 (2)	111.94 (=4)	117.11 (5)	1:00.23 (5)
16	USA	LOVE Kaysha	5.50 (2)	42.95 (=2)	91.50 (9)	111.38 (14)	116.80 (8)	1:00.03 (=5)
			5.45 (1)	43.24 (1)	91.41 (=6)	111.38 (6)	116.42 (=8)	1:00.08 (3)
17	USA	MEYERS TAYLOR Elana	5.57 (7)	42.56 (=9)	91.64 (=6)	112.28 (6)	117.87 (3)	59.97 (2)
			5.58 (6)	42.36 (=9)	92.26 (1)	112.78 (1)	117.87 (2)	59.82 (1)
18	GBR	NICOLL Adele	5.61 (=10)	42.63 (=7)	91.88 (4)	111.87 (11)	115.53 (20)	1:00.38 (12)
			5.66 (12)	42.38 (8)	91.60 (3)	111.24 (9)	114.72 (22)	1:00.64 (7)
19	POL	WEISZEWSKI Linda	5.68 (=14)	42.27 (14)	89.41 (23)	109.62 (25)	115.16(=22)	1:01.43 (24)
			5.70 (=13)	41.99 (17)	89.91 (16)	110.83 (12)	115.68(=15)	1:01.26 (17)
20	CAN	APPIAH Cynthia	5.47 (1)	42.97 (1)	91.27(=14)	111.59 (12)	116.50 (11)	1:00.23 (9)
			5.52 (2)	42.74 (3)	87.67 (25)	109.28 (22)	115.53(=17)	1:01.50 (22)
21	CAN	LOTHOLZ Melissa	5.66 (13)	42.29 (13)	91.32 (13)	111.17(=15)	116.05 (18)	1:00.53 (14)
			5.72 (16)	42.06(=15)	88.49(=23)	109.55 (20)	115.53(=17)	1:01.58 (23)



**Speeds**  
Velocità / Vitesses

Start Order	NOC Code	Pilot Name	Start Time	Speeds (km/h)				Finish Time
				S1	S2	S3	S4	
22	AUS	WALKER Bree	5.60 (9)	42.63 (=7)	91.55 (8)	111.94 (10)	118.26 (2)	<b>1:00.00</b> (4)
			5.59 (7)	42.68 (5)	89.41 (20)	108.89 (24)	113.92 (24)	<b>1:01.32</b> (18)
23	CHN	HUAI Mingming	5.68 (=14)	42.16 (16)	91.64 (=6)	110.22 (21)	116.20(=16)	<b>1:00.63</b> (16)
			5.74 (=17)	41.95 (18)	89.46 (19)	109.95 (18)	115.08 (20)	<b>1:01.45</b> (21)
24	CHN	YING Qing	5.59 (8)	42.56 (=9)	91.78 (5)	112.00 (=7)	116.58 (10)	<b>1:00.26</b> (11)
			5.63 (9)	42.22 (12)	89.95 (15)	110.76 (13)	115.68(=15)	<b>1:01.09</b> (14)
25	KOR	KIM Yooran	5.78 (21)	41.72 (23)	89.46 (22)	110.49 (19)	115.08(=24)	<b>1:01.41</b> (23)
			5.82 (=23)	41.57 (24)	89.68 (17)	110.09 (17)	116.35 (10)	<b>1:01.37</b> (19)

**Legend:**

= Equal sign indicates that two or more sleds share the same rank



## Results

Risultati / Résultats

Start Order	Start No.	NOC Code	Pilot Name	Start Time	Int. 1	Int. 2	Int. 3	Int. 4	Finish Time	Time Behind	Top Speed (km/h)
1	25	KOR	KIM Yooran	5.80 (23)	18.81 (25)	28.94 (25)	39.53 (25)	49.63 (25)	<b>1:01.52</b> (25)	+1.67	121.71
				5.83 (23)	18.84 (25)	29.15 (25)	39.87 (25)	50.03 (25)	<b>1:02.03</b> (24)	+2.12	121.34
2	23	CHN	HUAI Mingming	5.76 (19)	18.60 (19)	28.53 (15)	38.87 (15)	48.94 (17)	<b>1:00.85</b> (19)	+1.00	120.79
				5.80 (21)	18.63 (19)	28.55 (16)	38.88 (13)	48.87 (13)	<b>1:00.65</b> (13)	+0.74	122.51
3	24	CHN	YING Qing	5.62 (8)	18.31 (=8)	28.13 (=5)	38.38 (=2)	48.33 (5)	<b>1:00.04</b> (=4)	+0.19	120.97
				5.64 (8)	18.58 (17)	29.03 (23)	39.64 (23)	49.76 (23)	<b>1:01.63</b> (23)	+1.72	119.53
4	22	AUS	WALKER Bree	5.55 (=4)	18.28 (=5)	28.20 (8)	38.49 (8)	48.39 (6)	<b>1:00.10</b> (8)	+0.25	123.57
				5.65 (=9)	18.46 (9)	28.39 (10)	38.68 (=8)	48.59 (6)	<b>1:00.23</b> (5)	+0.32	123.08
5	20	CAN	APPIAH Cynthia	5.59 (7)	18.30 (7)	28.14 (7)	38.38 (=2)	48.24 (2)	<b>59.96</b> (3)	+0.11	124.63
				5.68 (=11)	18.57 (16)	28.64 (19)	39.06 (19)	49.04 (19)	<b>1:00.93</b> (20)	+1.02	122.90
6	21	CAN	LOTHOLZ Melissa	5.55 (=4)	18.26 (4)	28.12 (=3)	38.43 (6)	48.58 (9)	<b>1:00.68</b> (16)	+0.83	120.82
				5.61 (5)	18.37 (4)	28.25 (=3)	38.59 (4)	48.56 (5)	<b>1:00.36</b> (8)	+0.45	123.07
7	19	POL	WEISZEWSKI Linda	5.68 (16)	18.49 (13)	28.42 (12)	38.75 (12)	48.69 (11)	<b>1:00.55</b> (=11)	+0.70	123.41
				5.69 (=13)	18.56 (15)	28.56 (17)	38.95 (=16)	48.97 (17)	<b>1:00.76</b> (17)	+0.85	122.66
8	18	GBR	NICOLL Adele	5.67 (15)	18.52 (15)	28.49 (14)	38.86 (14)	48.82 (14)	<b>1:00.55</b> (=11)	+0.70	123.54
				5.71 (=15)	18.55 (14)	28.53 (=13)	38.95 (=16)	48.96 (=15)	<b>1:00.72</b> (15)	+0.81	122.62
9	15	USA	ARMBRUSTER HUMPHRII	5.63 (=9)	18.31 (=8)	28.12 (=3)	38.35 (1)	48.23 (1)	<b>59.85</b> (1)	0.00	124.45
				5.65 (=9)	18.41 (=7)	28.36 (9)	38.69 (10)	48.64 (=8)	<b>1:00.40</b> (9)	+0.49	123.50
10	16	USA	LOVE Kaysha	5.51 (2)	18.17 (2)	28.10 (2)	38.40 (5)	48.31 (3)	<b>1:00.05</b> (6)	+0.20	122.00
				5.60 (4)	18.38 (5)	28.31 (6)	38.65 (=6)	48.71 (11)	<b>1:00.53</b> (11)	+0.62	120.20
11	17	USA	MEYERS TAYLOR Elana	5.63 (=9)	18.50 (14)	28.72 (20)	39.22 (20)	49.20 (19)	<b>1:00.83</b> (18)	+0.98	123.07
				5.68 (=11)	18.51 (=11)	28.40 (11)	38.70 (11)	48.60 (7)	<b>1:00.19</b> (=2)	+0.28	124.16
12	14	BEL	van PETEGEM Kelly	5.75 (18)	18.57 (17)	28.70 (19)	39.20 (19)	49.25 (20)	<b>1:01.05</b> (20)	+1.20	122.19
				5.75 (18)	18.59 (18)	28.53 (=13)	38.92 (15)	48.96 (=15)	<b>1:00.78</b> (=18)	+0.87	121.16
13	13	AUT	BEIERL Katrin	5.65 (12)	18.41 (10)	28.35 (=10)	38.67 (=10)	48.56 (8)	<b>1:00.06</b> (7)	+0.21	124.28
				5.69 (=13)	18.47 (10)	28.42 (12)	38.74 (12)	48.75 (12)	<b>1:00.48</b> (10)	+0.57	123.05
14	11	SUI	HASLER Melanie	5.54 (3)	18.28 (=5)	28.25 (9)	38.62 (9)	48.59 (10)	<b>1:00.40</b> (10)	+0.55	122.17
				5.55 (2)	18.32 (2)	28.25 (=3)	38.57 (3)	48.55 (4)	<b>1:00.29</b> (6)	+0.38	122.46
15	12	SUI	ANNEN Debora	5.64 (11)	18.43 (11)	28.45 (13)	38.81 (13)	48.76 (13)	<b>1:00.35</b> (9)	+0.50	123.11
				5.62 (6)	18.41 (=7)	28.34 (7)	38.68 (=8)	48.64 (=8)	<b>1:00.32</b> (7)	+0.41	122.24
16	10	SVK	CERNANSKA Viktoria	5.78 (=21)	18.72 (=22)	28.77 (21)	39.25 (21)	49.29 (21)	<b>1:01.12</b> (21)	+1.27	121.71
				5.79 (20)	18.78 (23)	28.96 (22)	39.47 (22)	49.54 (22)	<b>1:01.41</b> (22)	+1.50	121.36
17	9	TPE	LIN Sin-Rong	5.77 (20)	18.62 (20)	28.56 (17)	38.91 (17)	48.86 (15)	<b>1:00.67</b> (15)	+0.82	121.90
				5.77 (19)	18.65 (20)	28.61 (18)	38.95 (=16)	48.93 (14)	<b>1:00.69</b> (14)	+0.78	122.07
18	8	FRA	BOCH Margot	5.66 (=13)	18.56 (16)	28.91 (24)	39.43 (23)	49.44 (22)	<b>1:01.16</b> (22)	+1.31	122.55
				5.71 (=15)	18.51 (=11)	28.35 (8)	38.60 (5)	48.51 (3)	<b>1:00.19</b> (=2)	+0.28	123.24
19	5	GER	NOLTE Laura	5.55 (=4)	18.25 (3)	28.07 (1)	38.38 (=2)	48.32 (4)	<b>59.89</b> (2)	+0.04	122.74
				5.57 (3)	18.35 (3)	28.24 (2)	38.52 (2)	48.39 (2)	<b>59.91</b> (1)	0.00	124.15
20	6	GER	BUCKWITZ Lisa	5.49 (1)	18.16 (1)	28.13 (=5)	38.47 (7)	48.41 (7)	<b>1:00.04</b> (=4)	+0.19	123.88
				5.51 (1)	18.23 (1)	28.10 (1)	38.40 (1)	48.37 (1)	<b>1:00.22</b> (4)	+0.31	122.17
21	7	GER	KALICKI Kim	5.78 (=21)	18.66 (21)	28.85 (22)	39.33 (22)	49.48 (23)	<b>1:01.34</b> (23)	+1.49	120.24
				5.88 (25)	18.77 (22)	28.75 (20)	39.10 (20)	49.07 (20)	<b>1:00.75</b> (16)	+0.84	123.20
22	4	JAM	MOORE Mica	5.73 (17)	18.59 (18)	28.55 (16)	38.89 (16)	48.93 (16)	<b>1:00.75</b> (17)	+0.90	121.85
				5.73 (17)	18.54 (13)	28.53 (=13)	38.89 (14)	48.99 (18)	<b>1:00.78</b> (=18)	+0.87	122.17
23	2	ITA	ANDREUTTI Giada	5.83 (=24)	18.72 (=22)	28.89 (23)	39.45 (24)	49.55 (24)	<b>1:01.46</b> (24)	+1.61	122.21
				5.82 (22)	18.71 (21)	29.06 (24)	39.76 (24)	50.02 (24)	<b>1:02.23</b> (25)	+2.32	120.24
24	3	ITA	de SILVESTRO Simona	5.83 (=24)	18.72 (=22)	28.69 (18)	39.05 (18)	48.99 (18)	<b>1:00.59</b> (13)	+0.74	122.58
				5.84 (24)	18.80 (24)	28.94 (21)	39.38 (21)	49.37 (21)	<b>1:01.06</b> (21)	+1.15	121.02



**Results**  
Risultati / Résultats

Start Order	Start No.	NOC Code	Pilot Name	Start Time	Int. 1	Int. 2	Int. 3	Int. 4	Finish Time	Time Behind	Top Speed (km/h)
25	1	DEN	VOIGT Maja	5.66 (=13)	18.46 (12)	28.35 (=10)	38.67 (=10)	48.73 (12)	<b>1:00.63</b> (14)	+0.78	121.14
				5.63 (7)	18.40 (6)	28.28 (5)	38.65 (=6)	48.64 (=8)	<b>1:00.54</b> (12)	+0.63	121.59

**Note:**  
Top speed is measured by sensors at any point along the track.

**Legend:**  
= Equal sign indicates that two or more sleds share the same rank      **Int.** Intermediate time      **No.** Number



## Performance Analysis

Analisi delle prestazioni / Analyse des performances

Start Order	Start No.	NOC Code	Pilot Name	Start Time	S-1	1-2	2-3	3-4	4-F	Finish Time	Time Behind	Top Speed (km/h)
1	25	KOR	KIM Yooran	5.80	(23) 13.01	(25) 10.13 (=20)	10.59 (25)	10.10 (=22)	11.89 (21)	<b>1:01.52</b>	(25) +1.67	121.71
				5.83	(23) 13.01	(25) 10.31 (23)	10.72 (25)	10.16 (24)	12.00 (24)	<b>1:02.03</b>	(24) +2.12	121.34
2	23	CHN	HUAI Mingming	5.76	(19) 12.84	(15) 9.93 (=8)	10.34 (=11)	10.07 (21)	11.91 (=23)	<b>1:00.85</b>	(19) +1.00	120.79
				5.80	(21) 12.83 (=13)	9.92 (7)	10.33 (=8)	9.99 (=13)	11.78 (13)	<b>1:00.65</b>	(13) +0.74	122.51
3	24	CHN	YING Qing	5.62	(8) 12.69	(4) 9.82 (=2)	10.25 (3)	9.95 (=10)	11.71 (=8)	<b>1:00.04</b>	(=4) +0.19	120.97
				5.64	(8) 12.94	(22) 10.45	(25) 10.61	(23) 10.12	(23) 11.87 (=20)	<b>1:01.63</b>	(23) +1.72	119.53
4	22	AUS	WALKER Bree	5.55	(=4) 12.73	(8) 9.92 (7)	10.29 (4)	9.90 (4)	11.71 (=8)	<b>1:00.10</b>	(8) +0.25	123.57
				5.65	(=9) 12.81	(=11) 9.93 (=8)	10.29 (3)	9.91 (=3)	11.64 (3)	<b>1:00.23</b>	(5) +0.32	123.08
5	20	CAN	APPIAH Cynthia	5.59	(7) 12.71	(=6) 9.84 (4)	10.24 (2)	9.86 (1)	11.72 (=10)	<b>59.96</b>	(3) +0.11	124.63
				5.68	(=11) 12.89	(=19) 10.07	(20) 10.42 (=19)	9.98 (=10)	11.89 (22)	<b>1:00.93</b>	(20) +1.02	122.90
6	21	CAN	LOTHOLZ Melissa	5.55	(=4) 12.71	(=6) 9.86 (5)	10.31 (=6)	10.15 (=24)	12.10 (25)	<b>1:00.68</b>	(16) +0.83	120.82
				5.61	(5) 12.76	(=2) 9.88 (=3)	10.34 (=10)	9.97 (=7)	11.80 (16)	<b>1:00.36</b>	(8) +0.45	123.07
7	19	POL	WEISZEWSKI Linda	5.68	(16) 12.81	(13) 9.93 (=8)	10.33 (10)	9.94 (=6)	11.86 (=19)	<b>1:00.55</b>	(=11) +0.70	123.41
				5.69	(=13) 12.87	(17) 10.00	(19) 10.39 (=17)	10.02	(18) 11.79 (=14)	<b>1:00.76</b>	(17) +0.85	122.66
8	18	GBR	NICOLL Adele	5.67	(15) 12.85	(=16) 9.97 (=14)	10.37 (=17)	9.96 (13)	11.73 (12)	<b>1:00.55</b>	(=11) +0.70	123.54
				5.71	(=15) 12.84	(=15) 9.98 (=16)	10.42 (=19)	10.01	(=16) 11.76 (=10)	<b>1:00.72</b>	(15) +0.81	122.62
9	15	USA	ARMBRUSTER HUMPHRIE	5.63	(=9) 12.68	(3) 9.81 (1)	10.23 (1)	9.88 (2)	11.62 (5)	<b>59.85</b>	(1) 0.00	124.45
				5.65	(=9) 12.76	(=2) 9.95 (=13)	10.33 (=8)	9.95 (5)	11.76 (=10)	<b>1:00.40</b>	(9) +0.49	123.50
10	16	USA	LOVE Kaysha	5.51	(2) 12.66	(1) 9.93 (=8)	10.30 (5)	9.91 (5)	11.74 (13)	<b>1:00.05</b>	(6) +0.20	122.00
				5.60	(4) 12.78	(=6) 9.93 (=8)	10.34 (=10)	10.06	(20) 11.82 (=17)	<b>1:00.53</b>	(11) +0.62	120.20
11	17	USA	MEYERS TAYLOR Elana	5.63	(=9) 12.87	(19) 10.22	(24) 10.50 (=21)	9.98	(15) 11.63 (=6)	<b>1:00.83</b>	(18) +0.98	123.07
				5.68	(=11) 12.83	(=13) 9.89	(=5) 10.30 (=4)	9.90	(2) 11.59 (2)	<b>1:00.19</b>	(=2) +0.28	124.16
12	14	BEL	van PETEGEM Kelly	5.75	(18) 12.82	(14) 10.13	(=20) 10.50 (=21)	10.05	(19) 11.80 (14)	<b>1:01.05</b>	(20) +1.20	122.19
				5.75	(18) 12.84	(=15) 9.94	(12) 10.39 (=17)	10.04	(19) 11.82 (=17)	<b>1:00.78</b>	(=18) +0.87	121.16
13	13	AUT	BEIERL Katrin	5.65	(12) 12.76	(10) 9.94	(=11) 10.32	(=8) 9.89	(3) 11.50 (1)	<b>1:00.06</b>	(7) +0.21	124.28
				5.69	(=13) 12.78	(=6) 9.95	(=13) 10.32	(=6) 10.01	(=16) 11.73 (8)	<b>1:00.48</b>	(10) +0.57	123.05
14	11	SUI	HASLER Melanie	5.54	(3) 12.74	(9) 9.97	(=14) 10.37	(=17) 9.97	(14) 11.81	(=15) <b>1:00.40</b>	(10) +0.55	122.17
				5.55	(2) 12.77	(=4) 9.93	(=8) 10.32	(=6) 9.98	(=10) 11.74 (9)	<b>1:00.29</b>	(6) +0.38	122.46
15	12	SUI	ANNEN Debora	5.64	(11) 12.79	(11) 10.02	(18) 10.36	(=15) 9.95	(=10) 11.59	(3) <b>1:00.35</b>	(9) +0.50	123.11
				5.62	(6) 12.79	(9) 9.93	(=8) 10.34	(=10) 9.96	(6) 11.68	(=4) <b>1:00.32</b>	(7) +0.41	122.24
16	10	SVK	CERNANSKA Viktoria	5.78	(=21) 12.94	(24) 10.05	(19) 10.48	(=19) 10.04	(=17) 11.83	(18) <b>1:01.12</b>	(21) +1.27	121.71
				5.79	(20) 12.99	(24) 10.18	(22) 10.51	(22) 10.07	(21) 11.87	(=20) <b>1:01.41</b>	(22) +1.50	121.36
17	9	TPE	LIN Sin-Rong	5.77	(20) 12.85	(=16) 9.94	(=11) 10.35	(14) 9.95	(=10) 11.81	(=15) <b>1:00.67</b>	(15) +0.82	121.90
				5.77	(19) 12.88	(18) 9.96	(15) 10.34	(=10) 9.98	(=10) 11.76	(=10) <b>1:00.69</b>	(14) +0.78	122.07
18	8	FRA	BOCH Margot	5.66	(=13) 12.90	(23) 10.35	(25) 10.52	(23) 10.01	(16) 11.72	(=10) <b>1:01.16</b>	(22) +1.31	122.55
				5.71	(=15) 12.80	(10) 9.84	(1) 10.25	(1) 9.91	(=3) 11.68	(=4) <b>1:00.19</b>	(=2) +0.28	123.24
19	5	GER	NOLTE Laura	5.55	(=4) 12.70	(5) 9.82	(=2) 10.31	(=6) 9.94	(=6) 11.57	(2) <b>59.89</b>	(2) +0.04	122.74
				5.57	(3) 12.78	(=6) 9.89	(=5) 10.28	(2) 9.87	(1) 11.52	(1) <b>59.91</b>	(1) 0.00	124.15
20	6	GER	BUCKWITZ Lisa	5.49	(1) 12.67	(2) 9.97	(=14) 10.34	(=11) 9.94	(=6) 11.63	(=6) <b>1:00.04</b>	(=4) +0.19	123.88
				5.51	(1) 12.72	(1) 9.87	(2) 10.30	(=4) 9.97	(=7) 11.85	(19) <b>1:00.22</b>	(4) +0.31	122.17
21	7	GER	KALICKI Kim	5.78	(=21) 12.88	(20) 10.19	(23) 10.48	(=19) 10.15	(=24) 11.86	(=19) <b>1:01.34</b>	(23) +1.49	120.24
				5.88	(25) 12.89	(=19) 9.98	(=16) 10.35	(14) 9.97	(=7) 11.68	(=4) <b>1:00.75</b>	(16) +0.84	123.20
22	4	JAM	MOORE Mica	5.73	(17) 12.86	(18) 9.96	(13) 10.34	(=11) 10.04	(=17) 11.82	(17) <b>1:00.75</b>	(17) +0.90	121.85
				5.73	(17) 12.81	(=11) 9.99	(18) 10.36	(15) 10.10	(22) 11.79	(=14) <b>1:00.78</b>	(=18) +0.87	122.17
23	2	ITA	ANDREUTTI Giada	5.83	(=24) 12.89	(=21) 10.17	(22) 10.56	(24) 10.10	(=22) 11.91	(=23) <b>1:01.46</b>	(24) +1.61	122.21
				5.82	(22) 12.89	(=19) 10.35	(24) 10.70	(24) 10.26	(25) 12.21	(25) <b>1:02.23</b>	(25) +2.32	120.24
24	3	ITA	de SILVESTRO Simona	5.83	(=24) 12.89	(=21) 9.97	(=14) 10.36	(=15) 9.94	(=6) 11.60	(4) <b>1:00.59</b>	(13) +0.74	122.58
				5.84	(24) 12.96	(23) 10.14	(21) 10.44	(21) 9.99	(=13) 11.69	(7) <b>1:01.06</b>	(21) +1.15	121.02



## Performance Analysis

Analisi delle prestazioni / Analyse des performances

Start Order	Start No.	NOC Code	Pilot Name	Start Time	S-1	1-2	2-3	3-4	4-F	Finish Time	Time Behind	Top Speed (km/h)
25	1	DEN	VOIGT Maja	5.66 (=13)	12.80 (12)	9.89 (6)	10.32 (=8)	10.06 (20)	11.90 (22)	<b>1:00.63</b> (14)	+0.78	121.14
				5.63 (7)	12.77 (=4)	9.88 (=3)	10.37 (16)	9.99 (=13)	11.90 (23)	<b>1:00.54</b> (12)	+0.63	121.59

**Note:**

Top speed is measured by sensors along the track.

**Legend:**

= Equal sign indicates that two or more sleds share the same rank  
**1-2** 1st to 2nd intermediate point  
**2-3** 2nd to 3rd intermediate point  
**3-4** 3rd to 4th intermediate point  
**4-F** 4th intermediate point to finish  
**No.** Number  
**S-1** Start to 1st intermediate point

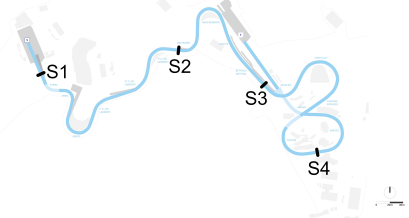


## Speeds

Velocità / Vitesses

### Measurement Points:

50m (S1)
After curve 6 (S2)
Before curve 10 (S3)
Between curve 14 & 15 (S4)



Start Order	NOC Code	Pilot Name	Start Time	Speeds (km/h)				Finish Time
				S1	S2	S3	S4	
1	KOR	KIM Yooran	5.80 (23)	41.67 (23)	89.73 (20)	109.55 (25)	115.38 (=21)	<b>1:01.52</b> (25)
			5.83 (23)	41.68 (22)	88.58 (23)	108.69 (25)	114.79 (24)	<b>1:02.03</b> (24)
2	CHN	HUAI Mingming	5.76 (19)	41.84 (=19)	91.69 (7)	109.95 (23)	115.16 (=23)	<b>1:00.85</b> (19)
			5.80 (21)	41.71 (21)	91.74 (6)	111.31 (=12)	116.35 (=9)	<b>1:00.65</b> (13)
3	CHN	YING Qing	5.62 (8)	42.49 (=7)	<b>92.49</b> (1)	111.87 (=8)	116.95 (8)	<b>1:00.04</b> (=4)
			5.64 (8)	42.39 (9)	88.23 (=24)	109.82 (22)	115.60 (20)	<b>1:01.63</b> (23)
4	AUS	WALKER Bree	5.55 (=4)	42.83 (3)	91.50 (=8)	111.52 (13)	116.80 (=9)	<b>1:00.10</b> (8)
			5.65 (=9)	42.40 (=6)	91.64 (=8)	111.73 (=8)	117.49 (3)	<b>1:00.23</b> (5)
5	CAN	APPIAH Cynthia	5.59 (7)	42.49 (=7)	92.35 (4)	<b>112.78</b> (1)	116.58 (12)	<b>59.96</b> (3)
			5.68 (=11)	42.00 (16)	90.49 (20)	111.45 (11)	115.38 (22)	<b>1:00.93</b> (20)
6	CAN	LOTHOLZ Melissa	5.55 (=4)	42.73 (6)	92.40 (=2)	111.87 (=8)	113.63 (25)	<b>1:00.68</b> (16)
			5.61 (5)	42.40 (=6)	92.07 (3)	112.14 (4)	116.20 (14)	<b>1:00.36</b> (8)
7	POL	WEISZEWSKI Linda	5.68 (16)	42.19 (16)	91.37 (=11)	111.80 (10)	115.53 (=19)	<b>1:00.55</b> (=11)
			5.69 (=13)	42.07 (14)	91.00 (=17)	110.63 (=18)	116.35 (=9)	<b>1:00.76</b> (17)
8	GBR	NICOLL Adele	5.67 (15)	42.39 (11)	91.09 (17)	111.66 (=11)	116.65 (11)	<b>1:00.55</b> (=11)
			5.71 (=15)	42.08 (13)	91.13 (16)	110.83 (=16)	115.97 (16)	<b>1:00.72</b> (15)
9	USA	ARMBRUSTER HUMPHRIES Kaillie	5.63 (=9)	42.42 (10)	92.40 (=2)	112.71 (=2)	117.64 (3)	<b>59.85</b> (1)
			5.65 (=9)	42.37 (10)	91.27 (=14)	111.66 (10)	116.27 (=12)	<b>1:00.40</b> (9)
10	USA	LOVE Kaysha	5.51 (2)	42.96 (2)	91.37 (=11)	111.94 (=5)	116.42 (14)	<b>1:00.05</b> (6)
			5.60 (4)	42.43 (=4)	91.27 (=14)	110.49 (20)	115.90 (=17)	<b>1:00.53</b> (11)
11	USA	MEYERS TAYLOR Elana	5.63 (=9)	42.26 (14)	89.37 (23)	110.90 (18)	117.34 (7)	<b>1:00.83</b> (18)
			5.68 (=11)	41.87 (18)	91.64 (=8)	112.35 (3)	117.57 (2)	<b>1:00.19</b> (=2)
12	BEL	van PETEGEM Kelly	5.75 (18)	41.89 (18)	89.68 (21)	109.82 (24)	115.83 (=16)	<b>1:01.05</b> (20)
			5.75 (18)	41.89 (17)	91.46 (11)	110.83 (=16)	115.53 (21)	<b>1:00.78</b> (=18)
13	AUT	BEIERL Katrin	5.65 (12)	42.45 (9)	91.50 (=8)	112.28 (4)	<b>118.73</b> (1)	<b>1:00.06</b> (7)
			5.69 (=13)	42.19 (11)	91.41 (12)	111.04 (15)	116.42 (8)	<b>1:00.48</b> (10)
14	SUI	HASLER Melanie	5.54 (3)	42.77 (=4)	91.23 (14)	111.24 (16)	115.90 (15)	<b>1:00.40</b> (10)
			5.55 (2)	42.57 (3)	91.69 (7)	112.00 (6)	116.27 (=12)	<b>1:00.29</b> (6)
15	SUI	ANNEN Debora	5.64 (11)	42.35 (12)	90.86 (18)	111.66 (=11)	117.49 (5)	<b>1:00.35</b> (9)
			5.62 (6)	42.40 (=6)	91.55 (10)	111.94 (7)	117.18 (4)	<b>1:00.32</b> (7)
16	SVK	CERNANSKA Viktoria	5.78 (=21)	41.74 (22)	90.22 (19)	110.70 (=19)	115.53 (=19)	<b>1:01.12</b> (21)
			5.79 (20)	41.72 (20)	89.86 (22)	110.09 (21)	115.90 (=17)	<b>1:01.41</b> (22)
17	TPE	LIN Sin-Rong	5.77 (20)	41.79 (21)	91.41 (10)	111.94 (=5)	116.50 (13)	<b>1:00.67</b> (15)
			5.77 (19)	41.85 (19)	91.32 (13)	111.31 (=12)	116.35 (=9)	<b>1:00.69</b> (14)
18	FRA	BOCH Margot	5.66 (=13)	42.22 (15)	88.93 (24)	110.70 (=19)	116.80 (=9)	<b>1:01.16</b> (22)
			5.71 (=15)	42.12 (12)	<b>92.44</b> (1)	112.85 (2)	116.88 (6)	<b>1:00.19</b> (=2)
19	GER	NOLTE Laura	5.55 (=4)	42.77 (=4)	92.21 (5)	112.71 (=2)	117.87 (2)	<b>59.89</b> (2)
			5.57 (3)	42.69 (2)	92.02 (4)	<b>112.92</b> (1)	<b>118.11</b> (1)	<b>59.91</b> (1)
20	GER	BUCKWITZ Lisa	5.49 (1)	<b>43.05</b> (1)	91.18 (=15)	111.94 (=5)	117.57 (4)	<b>1:00.04</b> (=4)
			5.51 (1)	<b>42.92</b> (1)	92.40 (2)	112.07 (5)	115.75 (19)	<b>1:00.22</b> (4)
21	GER	KALICKI Kim	5.78 (=21)	41.84 (=19)	89.46 (22)	110.42 (21)	115.38 (=21)	<b>1:01.34</b> (23)
			5.88 (25)	41.48 (25)	91.00 (=17)	111.73 (=8)	116.95 (5)	<b>1:00.75</b> (16)



**Speeds**  
Velocità / Vitesses

Start Order	NOC Code	Pilot Name	Start Time	Speeds (km/h)				Finish Time
				S1	S2	S3	S4	
22	JAM	MOORE Mica	5.73 (17)	42.08 (17)	91.27 (13)	111.17(17)	115.75(18)	<b>1:00.75</b> (17)
			5.73 (17)	42.02 (15)	90.95 (19)	109.68 (23)	116.12(15)	<b>1:00.78</b> (=18)
23	ITA	ANDREUTTI Giada	5.83 (=24)	41.60 (24)	88.80 (25)	110.36(22)	115.83(=16)	<b>1:01.46</b> (24)
			5.82 (22)	41.60 (23)	88.23 (=24)	109.02 (24)	112.85(25)	<b>1:02.23</b> (25)
24	ITA	de SILVESTRO Simona	5.83 (=24)	41.59 (25)	91.18 (=15)	111.38(=14)	117.41 (6)	<b>1:00.59</b> (13)
			5.84 (24)	41.58 (24)	90.18 (21)	110.63(=18)	116.80 (7)	<b>1:01.06</b> (21)
25	DEN	VOIGT Maja	5.66 (=13)	42.33 (13)	91.97 (6)	111.38(=14)	115.16(=23)	<b>1:00.63</b> (14)
			5.63 (7)	42.43 (=4)	91.78 (5)	111.11(14)	115.31 (23)	<b>1:00.54</b> (12)

**Legend:**

= Equal sign indicates that two or more sleds share the same rank



**Results**  
Risultati / Résultats

Start Order	Start No.	NOC Code	Pilot Name	Start Time	Int. 1	Int. 2	Int. 3	Int. 4	Finish Time	Time Behind	Top Speed (km/h)						
1	5	GER	NOLTE Laura						DNS								
2	22	AUS	WALKER Bree						DNS								
3	6	GER	BUCKWITZ Lisa	5.48	(1)	18.11	(1)	27.85	(1)	37.98	(1)	47.83	(1)	59.30	(1)	0.00	124.35
4	15	USA	ARMBRUSTER HUMPHRII						DNS								
5	13	AUT	BEIERL Katrin						DNS								
6	21	CAN	LOTHOLZ Melissa						DNS								
7	20	CAN	APPIAH Cynthia						DNS								
8	11	SUI	HASLER Melanie	5.63	(3)	18.36	(3)	28.22	(=2)	38.51	(3)	48.35	(=3)	59.92	(4)	+0.62	124.23
				5.62	(1)	18.38	(1)	28.29	(1)	38.59	(1)	48.53	(1)	1:00.18	(1)	0.00	121.88
9	16	USA	LOVE Kaysha	5.82	(=13)	18.62	(9)	28.48	(8)	38.73	(7)	48.67	(=8)	1:00.23	(=7)	+0.93	123.01
				5.96	(13)	18.84	(13)	28.73	(10)	38.99	(=8)	48.93	(6)	1:00.55	(=5)	+0.37	121.77
10	17	USA	MEYERS TAYLOR Elana	5.71	(7)	18.47	(6)	28.30	(5)	38.53	(4)	48.35	(=3)	59.74	(3)	+0.44	125.29
									DNS								
11	8	FRA	BOCH Margot						DNS								
									DNS								
12	12	SUI	ANNEN Debora	5.67	(5)	18.40	(4)	28.25	(4)	38.50	(2)	48.32	(2)	59.73	(2)	+0.43	124.08
				5.68	(3)	18.49	(3)	28.44	(2)	38.79	(=3)	48.72	(3)	1:00.30	(2)	+0.12	123.38
13	7	GER	KALICKI Kim						DNS								
									DNS								
14	1	DEN	VOIGT Maja	5.58	(2)	18.35	(2)	28.22	(=2)	38.56	(5)	48.49	(5)	1:00.18	(6)	+0.88	122.01
				5.75	(7)	18.63	(7)	28.58	(6)	38.94	(6)	48.97	(7)	1:00.72	(9)	+0.54	120.90
15	9	TPE	LIN Sin-Rong	5.69	(6)	18.48	(7)	28.40	(=6)	38.72	(6)	48.61	(6)	1:00.14	(5)	+0.84	123.09
				5.74	(6)	18.61	(5)	28.54	(5)	38.89	(5)	48.82	(5)	1:00.44	(4)	+0.26	123.78
16	18	GBR	NICOLL Adele						DNS								
									DNS								
17	19	POL	WEISZEWSKI Linda	5.65	(4)	18.41	(5)	28.40	(=6)	38.84	(10)	48.81	(10)	1:00.42	(10)	+1.12	122.69
				5.72	(=4)	18.67	(=8)	28.83	(13)	39.30	(13)	49.32	(13)	1:01.05	(12)	+0.87	122.76
18	25	KOR	KIM Yooran	5.80	(12)	18.64	(12)	28.62	(12)	38.99	(12)	48.98	(11)	1:00.72	(12)	+1.42	122.96
				5.87	(12)	18.79	(12)	28.82	(12)	39.27	(12)	49.30	(12)	1:01.13	(13)	+0.95	122.56
19	10	SVK	CERNANSKA Viktoria	5.77	(10)	18.63	(=10)	28.63	(13)	39.09	(13)	49.10	(13)	1:00.80	(13)	+1.50	122.08
				5.81	(10)	18.76	(11)	28.76	(11)	39.20	(11)	49.23	(11)	1:01.01	(11)	+0.83	122.28
20	4	JAM	MOORE Mica	5.72	(8)	18.67	(14)	28.78	(15)	39.19	(15)	49.18	(15)	1:00.81	(14)	+1.51	122.62
				5.72	(=4)	18.59	(4)	28.52	(4)	38.77	(2)	48.67	(2)	1:00.39	(3)	+0.21	124.00
21	23	CHN	HUAI Mingming	5.82	(=13)	18.66	(13)	28.50	(10)	38.76	(9)	48.67	(=8)	1:00.24	(9)	+0.94	122.85
				5.76	(8)	18.62	(6)	28.61	(7)	38.99	(=8)	49.04	(10)	1:00.80	(10)	+0.62	120.64
22	3	ITA	de SILVESTRO Simona						DNS								
									DNS								
23	24	CHN	YING Qing	5.78	(11)	18.63	(=10)	28.49	(9)	38.75	(8)	48.64	(7)	1:00.23	(=7)	+0.93	122.22
				5.63	(2)	18.46	(2)	28.45	(3)	38.79	(=3)	48.78	(4)	1:00.55	(=5)	+0.37	120.70
24	14	BEL	van PETEGEM Kelly	5.75	(9)	18.59	(8)	28.57	(11)	38.98	(11)	48.99	(12)	1:00.63	(11)	+1.33	122.12
				5.79	(9)	18.67	(=8)	28.65	(8)	38.98	(7)	48.98	(8)	1:00.65	(=7)	+0.47	122.17



**Results**  
Risultati / Résultats

Start Order	Start No.	NOC Code	Pilot Name	Start Time	Int. 1	Int. 2	Int. 3	Int. 4	Finish Time	Time Behind	Top Speed (km/h)
25	2	ITA	ANDREUTTI Giada	5.85 (15)	18.68 (15)	28.70 (14)	39.12 (14)	49.14 (14)	<b>1:01.18</b> (15)	+1.88	123.31
				5.82 (11)	18.68 (10)	28.67 (9)	39.04 (10)	49.01 (9)	<b>1:00.65</b> (=7)	+0.47	123.84

**Note:**  
Top speed is measured by sensors at any point along the track.

**Legend:**  
= Equal sign indicates that two or more sleds share the same rank      **DNS** Did Not Start      **Int.** Intermediate time  
**No.** Number



## Performance Analysis

Analisi delle prestazioni / Analyse des performances

Start Order	Start No.	NOC Code	Pilot Name	Start Time	S-1	1-2	2-3	3-4	4-F	Finish Time	Time Behind	Top Speed (km/h)
1	5	GER	NOLTE Laura							DNS		
2	22	AUS	WALKER Bree							DNS		
3	6	GER	BUCKWITZ Lisa	5.48	(1) 12.63	(1) 9.74	(1) 10.13	(1) 9.85	(4) 11.47	(3) 59.30	(1) 0.00	124.35
4	15	USA	ARMBRUSTER HUMPHRII							DNS		
5	13	AUT	BEIERL Katrin							DNS		
6	21	CAN	LOTHOLZ Melissa							DNS		
7	20	CAN	APPIAH Cynthia							DNS		
8	11	SUI	HASLER Melanie	5.63	(3) 12.73 (=2)	9.86 (=5)	10.29 (7)	9.84 (3)	11.57 (=6)	59.92	(4) +0.62	124.23
				5.62	(1) 12.76 (1)	9.91 (2)	10.30 (3)	9.94 (=4)	11.65 (5)	1:00.18	(1) 0.00	121.88
9	16	USA	LOVE Kaysha	5.82	(=13) 12.80 (8)	9.86 (=5)	10.25 (=3)	9.94 (9)	11.56 (5)	1:00.23	(=7) +0.93	123.01
				5.96	(13) 12.88 (=8)	9.89 (1)	10.26 (2)	9.94 (=4)	11.62 (=2)	1:00.55	(=5) +0.37	121.77
10	17	USA	MEYERS TAYLOR Elana	5.71	(7) 12.76 (=4)	9.83 (2)	10.23 (2)	9.82 (=1)	11.39 (1)	59.74	(3) +0.44	125.29
11	8	FRA	BOCH Margot							DNS		
12	12	SUI	ANNEN Debora	5.67	(5) 12.73 (=2)	9.85 (4)	10.25 (=3)	9.82 (=1)	11.41 (2)	59.73	(2) +0.43	124.08
				5.68	(3) 12.81 (2)	9.95 (=5)	10.35 (=6)	9.93 (=2)	11.58 (1)	1:00.30	(2) +0.12	123.38
13	7	GER	KALICKI Kim							DNS		
14	1	DEN	VOIGT Maja	5.58	(2) 12.77 (6)	9.87 (8)	10.34 (9)	9.93 (8)	11.69 (12)	1:00.18	(6) +0.88	122.01
				5.75	(7) 12.88 (=8)	9.95 (=5)	10.36 (8)	10.03 (=10)	11.75 (9)	1:00.72	(9) +0.54	120.90
15	9	TPE	LIN Sin-Rong	5.69	(6) 12.79 (7)	9.92 (9)	10.32 (8)	9.89 (=5)	11.53 (4)	1:00.14	(5) +0.84	123.09
				5.74	(6) 12.87 (=6)	9.93 (=3)	10.35 (=6)	9.93 (=2)	11.62 (=2)	1:00.44	(4) +0.26	123.78
16	18	GBR	NICOLL Adele							DNS		
17	19	POL	WEISZEWSKI Linda	5.65	(4) 12.76 (=4)	9.99 (12)	10.44 (14)	9.97 (10)	11.61 (9)	1:00.42	(10) +1.12	122.69
				5.72	(=4) 12.95 (=12)	10.16 (13)	10.47 (13)	10.02 (9)	11.73 (8)	1:01.05	(12) +0.87	122.76
18	25	KOR	KIM Yooran	5.80	(12) 12.84 (=10)	9.98 (=10)	10.37 (10)	9.99 (=11)	11.74 (14)	1:00.72	(12) +1.42	122.96
				5.87	(12) 12.92 (11)	10.03 (12)	10.45 (12)	10.03 (=10)	11.83 (13)	1:01.13	(13) +0.95	122.56
19	10	SVK	CERNANSKA Viktoria	5.77	(10) 12.86 (14)	10.00 (13)	10.46 (15)	10.01 (=13)	11.70 (13)	1:00.80	(13) +1.50	122.08
				5.81	(10) 12.95 (=12)	10.00 (11)	10.44 (11)	10.03 (=10)	11.78 (12)	1:01.01	(11) +0.83	122.28
20	4	JAM	MOORE Mica	5.72	(8) 12.95 (15)	10.11 (15)	10.41 (=11)	9.99 (=11)	11.63 (10)	1:00.81	(14) +1.51	122.62
				5.72	(=4) 12.87 (=6)	9.93 (=3)	10.25 (1)	9.90 (1)	11.72 (7)	1:00.39	(3) +0.21	124.00
21	23	CHN	HUAI Mingming	5.82	(=13) 12.84 (=10)	9.84 (3)	10.26 (=5)	9.91 (7)	11.57 (=6)	1:00.24	(9) +0.94	122.85
				5.76	(8) 12.86 (=4)	9.99 (=8)	10.38 (10)	10.05 (13)	11.76 (10)	1:00.80	(10) +0.62	120.64
22	3	ITA	de SILVESTRO Simona							DNS		
23	24	CHN	YING Qing	5.78	(11) 12.85 (13)	9.86 (=5)	10.26 (=5)	9.89 (=5)	11.59 (8)	1:00.23	(=7) +0.93	122.22
				5.63	(2) 12.83 (3)	9.99 (=8)	10.34 (5)	9.99 (7)	11.77 (11)	1:00.55	(=5) +0.37	120.70
24	14	BEL	van PETEGEM Kelly	5.75	(9) 12.84 (=10)	9.98 (=10)	10.41 (=11)	10.01 (=13)	11.64 (11)	1:00.63	(11) +1.33	122.12
				5.79	(9) 12.88 (=8)	9.98 (7)	10.33 (4)	10.00 (8)	11.67 (6)	1:00.65	(=7) +0.47	122.17



## Performance Analysis

Analisi delle prestazioni / Analyse des performances

Start Order	Start No.	NOC Code	Pilot Name	Start Time	S-1	1-2	2-3	3-4	4-F	Finish Time	Time Behind	Top Speed (km/h)
25	2	ITA	ANDREUTTI Giada	5.85	(15) 12.83	(9) 10.02	(14) 10.42	(13) 10.02	(15) 12.04	(15) <b>1:01.18</b>	(15) +1.88	123.31
				5.82	(11) 12.86	(=4) 9.99	(=8) 10.37	(9) 9.97	(6) 11.64	(4) <b>1:00.65</b>	(=7) +0.47	123.84

**Note:**

Top speed is measured by sensors along the track.

**Legend:**

= Equal sign indicates that two or more sleds share the same rank  
**1-2** 1st to 2nd intermediate point  
**2-3** 2nd to 3rd intermediate point  
**3-4** 3rd to 4th intermediate point  
**4-F** 4th intermediate point to finish  
**DNS** Did Not Start  
**No.** Number  
**S-1** Start to 1st intermediate point

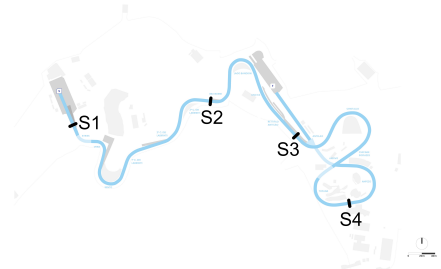


## Speeds

Velocità / Vitesses

### Measurement Points:

50m (S1)
After curve 6 (S2)
Before curve 10 (S3)
Between curve 14 & 15 (S4)



Start Order	NOC Code	Pilot Name	Start Time	Speeds (km/h)				Finish Time
				S1	S2	S3	S4	
1	GER	NOLTE Laura						DNS
2	AUS	WALKER Bree						DNS
3	GER	BUCKWITZ Lisa	5.48 (1)	43.01 (1)	93.55 (1)	113.20 (1)	119.12 (3)	59.30 (1)
4	USA	ARMBRUSTER HUMPHRIES Kaillie						DNS
5	AUT	BEIERL Katrin						DNS
6	CAN	LOTHOLZ Melissa						DNS
7	CAN	APPIAH Cynthia						DNS
8	SUI	HASLER Melanie	5.63 (3)	42.41 (3)	92.49 (2)	112.57 (4)	117.87(=5)	59.92 (4)
			5.62 (1)	42.42 (1)	91.64 (3)	111.45 (7)	117.41 (3)	1:00.18 (1)
9	USA	LOVE Kaysha	5.82 (=13)	41.55(=14)	92.16 (6)	111.11(12)	117.87(=5)	1:00.23(=7)
			5.96 (13)	41.03 (13)	92.11 (1)	111.87 (2)	117.49 (2)	1:00.55(=5)
10	USA	MEYERS TAYLOR Elana	5.71 (7)	41.77(=9)	92.26(=4)	113.06 (2)	119.68 (1)	59.74 (3)
								DNS
11	FRA	BOCH Margot						DNS
								DNS
12	SUI	ANNEN Debora	5.67 (5)	42.21 (5)	92.07 (7)	112.92 (3)	119.20 (2)	59.73 (2)
			5.68 (3)	42.18 (3)	91.41(=5)	111.73(=3)	117.26 (4)	1:00.30 (2)
13	GER	KALICKI Kim						DNS
								DNS
14	DEN	VOIGT Maja	5.58 (2)	42.56 (2)	91.97 (8)	111.31(=9)	116.95(=11)	1:00.18 (6)
			5.75 (7)	41.77 (8)	91.55 (4)	111.11(=8)	116.35 (9)	1:00.72 (9)
15	TPE	LIN Sin-Rong	5.69 (6)	42.17 (6)	91.55 (9)	112.14(=5)	118.34 (4)	1:00.14 (5)
			5.74 (6)	41.85 (6)	91.41(=5)	111.73(=3)	117.72 (1)	1:00.44 (4)
16	GBR	NICOLL Adele						DNS
								DNS
17	POL	WEISZEWSKI Linda	5.65 (4)	42.33 (4)	90.45 (14)	111.31(=9)	117.72(=8)	1:00.42 (10)
			5.72(=4)	41.93 (5)	90.04 (13)	110.70(=10)	116.50 (8)	1:01.05 (12)
18	KOR	KIM Yooran	5.80 (12)	41.73 (11)	91.04 (10)	111.38 (8)	116.58(14)	1:00.72 (12)
			5.87 (12)	41.43 (12)	90.54 (12)	111.11(=8)	115.68(13)	1:01.13 (13)
19	SVK	CERNANSKA Viktoria	5.77 (10)	41.77(=9)	90.68 (13)	110.29(15)	116.65(13)	1:00.80 (13)
			5.81 (10)	41.51 (11)	90.90 (11)	110.42(12)	116.12(12)	1:01.01 (11)
20	JAM	MOORE Mica	5.72 (8)	42.06 (7)	90.00 (15)	110.63(14)	117.49(10)	1:00.81 (14)
			5.72(=4)	42.04 (4)	91.93 (2)	112.28 (1)	116.58 (7)	1:00.39 (3)
21	CHN	HUAI Mingming	5.82(=13)	41.55(=14)	92.30 (3)	111.80 (7)	117.80 (7)	1:00.24 (9)
			5.76 (8)	41.81 (7)	90.95 (10)	110.70(=10)	116.27(10)	1:00.80 (10)



**Speeds**  
Velocità / Vitesses

Start Order	NOC Code	Pilot Name	Start Time	Speeds (km/h)				Finish Time
				S1	S2	S3	S4	
22	ITA	de SILVESTRO Simona						<b>DNS</b> <b>DNS</b>
23	CHN	YING Qing	5.78 (11)	41.71 (12)	92.26 (=4)	112.14(=5)	117.72(=8)	<b>1:00.23</b> (=7)
			5.63 (2)	42.29 (2)	91.27 (=8)	111.59 (5)	116.20(11)	<b>1:00.55</b> (=5)
24	BEL	van PETEGEM Kelly	5.75 (9)	41.90 (8)	90.86 (11)	110.76(13)	116.95(=11)	<b>1:00.63</b> (11)
			5.79 (9)	41.74 (9)	91.27 (=8)	110.29(13)	116.88 (6)	<b>1:00.65</b> (=7)
25	ITA	ANDREUTTI Giada	5.85 (15)	41.60(13)	90.81 (12)	111.17(11)	113.63(15)	<b>1:01.18</b> (15)
			5.82 (11)	41.63 (10)	91.32 (7)	111.52 (6)	117.03 (5)	<b>1:00.65</b> (=7)

**Legend:**

= Equal sign indicates that two or more sleds share the same rank      **DNS** Did Not Start



**Medallists**  
Medagliati / Médaillés

Medal	Name	NOC
GOLD	MEYERS TAYLOR Elana	USA - United States of America
SILVER	NOLTE Laura	GER - Germany
BRONZE	ARMBRUSTER HUMPHRIES Kaillie	USA - United States of America



**Results**  
Risultati / Résultats

<b>START RECORD</b>	BUCKWITZ Lisa	GER	5.34	15 FEB 2026
<b>TRACK RECORD</b>	MEYERS TAYLOR Elana	USA	59.08	16 FEB 2026
	ARMBRUSTER HUMPHRIES Kaillie	USA	59.08	16 FEB 2026

Rk	Start No.	NOC Code	Name	Start Time	Int. 1	Int. 2	Int. 3	Int. 4	Finish Time	Time Behind	Top Speed (km/h)
1	10	USA	MEYERS TAYLOR Elana	5.42(=3)	18.09 (4)	27.92 (2)	38.19 (2)	48.05(=2)	59.49 (2)	+0.05	124.34
				5.43(=5)	18.06 (2)	27.96 (2)	38.33 (4)	48.28 (5)	59.85 (4)	+0.20	123.07
				5.40 (2)	18.00 (2)	27.81(=2)	38.02 (3)	47.80 (2)	59.08(=1)	0.00	125.97 TR
				5.41 (3)	18.06 (3)	27.91 (1)	38.20 (2)	48.08 (2)	59.51 (2)	+0.14	124.72
				<b>Total:</b>		<b>3:57.93</b>					
2	1	GER	NOLTE Laura	5.48 (7)	18.13(=5)	27.98 (3)	38.25 (3)	48.05(=2)	59.44 (1)	0.00	124.50
				5.43(=5)	18.09(=4)	27.98 (3)	38.30 (3)	48.18(=1)	59.68 (2)	+0.03	122.95
				5.47 (8)	18.12(=5)	27.92 (5)	38.13 (5)	47.89 (5)	59.15 (4)	+0.07	124.98
				5.45(=7)	18.19 (8)	28.11(=9)	38.42 (9)	48.29(10)	59.70 (9)	+0.33	124.33
				<b>Total:</b>		<b>3:57.97</b>		<b>+0.04</b>			
3	4	USA	ARMBRUSTER HUMPHR.	5.58(=15)	18.34(15)	28.17 (9)	38.44 (8)	48.30(=4)	59.78 (4)	+0.34	123.71
				5.53(11)	18.21(10)	28.09 (9)	38.35 (5)	48.18(=1)	59.65 (1)	0.00	125.28
				5.53(11)	18.15(=8)	27.90 (4)	38.07 (4)	47.83(=3)	59.08(=1)	0.00	126.03 TR
				5.53(=12)	18.17 (7)	27.98 (6)	38.27 (5)	48.11(=3)	59.54 (3)	+0.17	123.75
				<b>Total:</b>		<b>3:58.05</b>		<b>+0.12</b>			
4	3	GER	BUCKWITZ Lisa	5.42(=3)	18.04 (2)	28.04 (7)	38.43 (7)	48.42 (9)	1:00.06 (7)	+0.62	121.32
				5.34 (1)	17.97 (1)	27.91 (1)	38.28 (1)	48.26 (4)	59.98 (6)	+0.33	122.56 SR
				5.38 (1)	17.96 (1)	27.72 (1)	37.92 (1)	47.73 (1)	59.11 (3)	+0.03	124.52
				5.38 (1)	18.02 (1)	27.96(=3)	38.30 (7)	48.17 (5)	59.67 (7)	+0.30	123.02
				<b>Total:</b>		<b>3:58.82</b>		<b>+0.89</b>			
5	8	SUI	HASLER Melanie	5.47 (6)	18.13(=5)	28.01 (5)	38.35 (4)	48.30(=4)	59.98 (5)	+0.54	121.88
				5.43(=5)	18.12(=7)	28.03 (5)	38.37 (6)	48.31 (6)	59.92 (5)	+0.27	121.72
				5.46 (7)	18.12(=5)	28.05(=8)	38.35(=8)	48.26 (9)	59.72 (9)	+0.64	122.98
				5.43(=4)	18.09(=4)	27.94 (2)	38.18 (1)	48.00 (1)	59.37 (1)	0.00	123.95
				<b>Total:</b>		<b>3:58.99</b>		<b>+1.06</b>			
6	6	CAN	LOTHOLZ Melissa	5.52(10)	18.24 (9)	28.21(12)	38.59(12)	48.58(13)	1:00.38(14)	+0.94	123.14
				5.51(10)	18.15 (9)	28.00 (4)	38.29 (2)	48.20 (3)	59.84 (3)	+0.19	123.74
				5.49 (9)	18.15(=8)	27.98 (6)	38.19 (6)	48.00 (6)	59.39 (6)	+0.31	124.87
				5.51 (9)	18.20(=9)	28.06 (7)	38.29 (6)	48.19 (6)	59.63 (6)	+0.26	123.99
				<b>Total:</b>		<b>3:59.24</b>		<b>+1.31</b>			
7	9	USA	LOVE Kaysha	5.41(=1)	18.01 (1)	27.86 (1)	38.14 (1)	48.01 (1)	59.54 (3)	+0.10	122.39
				5.37 (2)	18.07 (3)	28.22(=12)	38.69(13)	48.66(13)	1:00.47(15)	+0.82	122.52
				5.41(=3)	18.01 (3)	27.81(=2)	38.01 (2)	47.83(=3)	59.21 (5)	+0.13	124.22
				5.40 (2)	18.04 (2)	27.96(=3)	38.25 (4)	48.24(=7)	1:00.05(16)	+0.68	121.45
				<b>Total:</b>		<b>3:59.27</b>		<b>+1.34</b>			
8	2	AUS	WALKER Bree	5.49 (8)	18.19 (8)	28.14 (8)	38.51(=9)	48.49(11)	1:00.19(11)	+0.75	122.63
				5.44 (8)	18.10 (6)	28.07 (7)	38.43(=7)	48.36 (7)	1:00.01 (7)	+0.36	122.81
				5.44(=5)	18.08 (4)	28.00 (7)	38.31 (7)	48.15 (7)	59.60 (7)	+0.52	123.81
				5.43(=4)	18.11 (6)	28.07 (8)	38.39 (8)	48.24(=7)	59.69 (8)	+0.32	124.29
				<b>Total:</b>		<b>3:59.49</b>		<b>+1.56</b>			



**Results**  
Risultati / Résultats

Rk	Start No.	NOC Code	Name	Start Time	Int. 1	Int. 2	Int. 3	Int. 4	Finish Time	Time Behind	Top Speed (km/h)
9	14	DEN	VOIGT Maja	5.43 (5)	18.15 (7)	28.03 (6)	38.36 (5)	48.35(=6)	1:00.10 (8)	+0.66	121.13
				5.41(=3)	18.12(=7)	28.08 (8)	38.48 (9)	48.45 (9)	1:00.16 (8)	+0.51	121.44
				5.44(=5)	18.13 (7)	28.05(=8)	38.35(=8)	48.22 (8)	59.70 (8)	+0.62	123.41
				5.45(=7)	18.20(=9)	28.11(=9)	38.43(=10)	48.34(11)	59.89(12)	+0.52	122.24
<b>Total: 3:59.85</b>									<b>+1.92</b>		
10	11	FRA	BOCH Margot	5.58(=15)	18.30(=13)	28.19(=10)	38.51(=9)	48.41 (8)	1:00.02 (6)	+0.58	123.69
				5.58(=18)	18.37(=16)	28.36(15)	38.74(=14)	48.68(14)	1:00.30(11)	+0.65	123.29
				5.57(16)	18.32(16)	28.22(=12)	38.50(11)	48.35(10)	59.79(10)	+0.71	124.52
				5.58(16)	18.33(16)	28.22(=15)	38.51(15)	48.37(=12)	59.84(11)	+0.47	124.67
<b>Total: 3:59.95</b>									<b>+2.02</b>		
11	12	SUI	ANNEN Debora	5.58(=15)	18.36(16)	28.29(16)	38.80(16)	48.83(=16)	1:00.55(=17)	+1.11	122.72
				5.56(=13)	18.27(11)	28.21(11)	38.61(12)	48.64(12)	1:00.32(13)	+0.67	121.94
				5.59(17)	18.36(17)	28.37(17)	38.77(17)	48.69(16)	1:00.16(14)	+1.08	123.25
				5.54(14)	18.29(14)	28.22(=15)	38.54(16)	48.38(14)	59.73(10)	+0.36	124.81
<b>Total: 4:00.76</b>									<b>+2.83</b>		
12	23	CHN	YING Qing	5.51 (9)	18.30(=13)	28.19(=10)	38.51(=9)	48.48(10)	1:00.28(12)	+0.84	120.73
				5.50 (9)	18.28(12)	28.22(=12)	38.59(11)	48.56(11)	1:00.31(12)	+0.66	121.11
				5.54(=12)	18.27(14)	28.23(14)	38.58(13)	48.59(14)	1:00.37(16)	+1.29	120.78
				5.52(=10)	18.31(15)	28.24(17)	38.56(17)	48.51(17)	1:00.13(18)	+0.76	123.25
<b>Total: 4:01.09</b>									<b>+3.16</b>		
13	7	CAN	APPIAH Cynthia	5.41(=1)	18.07 (3)	28.00 (4)	38.37 (6)	48.35(=6)	1:00.11 (9)	+0.67	123.36
				5.41(=3)	18.09(=4)	28.05 (6)	38.43(=7)	48.42 (8)	1:00.18 (9)	+0.53	122.76
				5.41(=3)	18.21(10)	28.79(23)	39.50(24)	49.58(24)	1:01.23(24)	+2.15	121.61
				5.43(=4)	18.09(=4)	27.96(=3)	38.24 (3)	48.11(=3)	59.61 (5)	+0.24	124.56
<b>Total: 4:01.13</b>									<b>+3.20</b>		
14	20	JAM	MOORE Mica	5.60(18)	18.40(=17)	28.42(=18)	38.82(=17)	48.83(=16)	1:00.55(=17)	+1.11	121.69
				5.56(=13)	18.32(14)	28.32(14)	38.74(=14)	48.73(15)	1:00.43(14)	+0.78	122.98
				5.56(=14)	18.30(15)	28.31(15)	38.73(=15)	48.68(15)	1:00.41(17)	+1.33	123.74
				5.56(15)	18.27(13)	28.19(=13)	38.47(13)	48.37(=12)	59.92(13)	+0.55	123.95
<b>Total: 4:01.31</b>									<b>+3.38</b>		
15	13	GER	KALICKI Kim	5.56(13)	18.25(10)	28.23(=13)	38.62(14)	48.55(12)	1:00.14(10)	+0.70	123.35
				5.58(=18)	18.43(19)	28.74(24)	39.32(25)	49.34(24)	1:00.98(23)	+1.33	122.45
				5.60(=18)	18.49(20)	28.70(21)	39.18(=21)	49.14(21)	1:00.62(21)	+1.54	122.60
				5.60(=17)	18.36(=17)	28.19(=13)	38.43(=10)	48.25 (9)	59.59 (4)	+0.22	124.59
<b>Total: 4:01.33</b>									<b>+3.40</b>		
16	21	CHN	HUAI Mingming	5.53(11)	18.29(12)	28.25(15)	38.65(15)	48.67(15)	1:00.41(15)	+0.97	122.15
				5.54(12)	18.42(18)	28.57(=19)	39.10(21)	49.20(23)	1:01.00(24)	+1.35	120.23
				5.51(10)	18.23(11)	28.15(10)	38.46(10)	48.40(11)	59.95(11)	+0.87	122.09
				5.53(=12)	18.24(12)	28.11(=9)	38.45(12)	48.42(15)	59.98(14)	+0.61	122.69
<b>Total: 4:01.34</b>									<b>+3.41</b>		
17	17	POL	WEISZEWSKI Linda	5.57(14)	18.40(=17)	28.48(20)	38.97(20)	49.00(20)	1:00.77(20)	+1.33	121.49
				5.56(=13)	18.35(15)	28.40(16)	38.85(16)	48.89(17)	1:00.66(17)	+1.01	121.57
				5.54(=12)	18.25(12)	28.22(=12)	38.63(14)	48.57(13)	1:00.11(13)	+1.03	123.83
				5.52(=10)	18.23(11)	28.15(12)	38.50(14)	48.46(16)	1:00.00(15)	+0.63	123.04
<b>Total: 4:01.54</b>									<b>+3.61</b>		



**Results**  
Risultati / Résultats

Rk	Start No.	NOC Code	Name	Start Time	Int. 1	Int. 2	Int. 3	Int. 4	Finish Time	Time Behind	Top Speed (km/h)
18	16	GBR	NICOLL Adele	5.67(21)	18.51(21)	28.42(=18)	38.82(=17)	48.84(18)	1:00.54(16)	+1.10	122.99
				5.57(17)	18.29(13)	28.18(10)	38.56(10)	48.54(10)	1:00.29(10)	+0.64	123.24
				5.56(=14)	18.26(13)	28.19(11)	38.55(12)	48.48(12)	1:00.00(12)	+0.92	123.54
				5.61(19)	18.48(19)	28.54(19)	39.01(19)	49.17(20)	1:01.03(20)	+1.66	120.37
<b>Total: 4:01.86</b>									<b>+3.93</b>		
19	24	BEL	van PETEGEM Kelly	5.62(20)	18.44(20)	28.51(21)	39.06(22)	49.22(23)	1:01.14(24)	+1.70	120.93
				5.62(20)	18.46(20)	28.48(17)	38.86(17)	48.82(16)	1:00.50(16)	+0.85	121.90
				5.60(=18)	18.39(18)	28.36(16)	38.73(=15)	48.70(17)	1:00.42(18)	+1.34	122.72
				5.60(=17)	18.36(=17)	28.31(18)	38.66(18)	48.61(18)	1:00.10(17)	+0.73	123.35
<b>Total: 4:02.16</b>									<b>+4.23</b>		
20	19	SVK	CERNANSKA Viktoria	5.71(=22)	18.64(23)	28.68(23)	39.12(23)	49.12(22)	1:00.83(21)	+1.39	120.97
				5.68(22)	18.53(22)	28.59(21)	39.11(22)	49.14(21)	1:00.81(20)	+1.16	121.14
				5.71(=21)	18.57(22)	28.62(20)	39.05(20)	49.00(20)	1:00.55(20)	+1.47	123.40
				5.69(20)	18.56(20)	28.62(20)	39.11(20)	49.08(19)	1:00.65(19)	+1.28	121.81
<b>Total: 4:02.84</b>									<b>+4.91</b>		
21	15	TPE	LIN Sin-Rong	5.61(19)	18.40(=17)	28.38(17)	38.83(19)	48.88(19)	1:00.61(19)	+1.17	121.91
				5.64(21)	18.48(21)	28.64(23)	39.18(24)	49.36(25)	1:01.30(25)	+1.65	119.95
				5.65(20)	18.41(19)	28.43(18)	38.85(19)	48.79(18)	1:00.36(15)	+1.28	121.87
<b>Total: 3:02.27</b>											
22	18	KOR	KIM Yooran	5.71(=22)	18.52(22)	28.52(22)	38.99(21)	49.11(21)	1:00.96(22)	+1.52	121.14
				5.75(23)	18.65(24)	28.62(22)	39.00(19)	49.03(19)	1:00.90(22)	+1.25	122.31
				5.71(=21)	18.51(21)	28.45(19)	38.82(18)	48.80(19)	1:00.51(19)	+1.43	123.31
<b>Total: 3:02.37</b>											
23	22	ITA	de SILVESTRO Simona	5.78(25)	18.73(25)	28.86(25)	39.34(24)	49.35(24)	1:01.04(23)	+1.60	120.96
				5.81(25)	18.77(25)	28.78(25)	39.17(23)	49.16(22)	1:00.80(19)	+1.15	121.08
				5.77(24)	18.63(23)	28.71(22)	39.18(=21)	49.16(22)	1:00.68(22)	+1.60	121.65
<b>Total: 3:02.52</b>											
24	25	ITA	ANDREUTTI Giada	5.76(24)	18.67(24)	28.83(24)	39.35(25)	49.43(25)	1:01.21(25)	+1.77	122.17
				5.78(24)	18.60(23)	28.57(=19)	38.95(18)	49.00(18)	1:00.76(18)	+1.11	122.29
				5.75(23)	18.64(24)	28.88(24)	39.43(23)	49.46(23)	1:01.10(23)	+2.02	123.00
<b>Total: 3:03.07</b>											
5	AUT	BEIERL Katrin	5.54(12)	18.27(11)	28.23(=13)	38.60(13)	48.60(14)	1:00.34(13)	+0.90	123.71	
			5.56(=13)	18.37(=16)	28.54(18)	39.03(20)	49.13(20)	1:00.82(21)	+1.17	122.37	
									DNS		
<b>Total: DNS</b>											

**Note:**  
Pilots are listed first.  
Top speed is measured by sensors at any point along the track.

**Legend:**  
= Equal sign indicates that two or more sleds share the same rank      **DNS** Did Not Start      **Int.** Intermediate time  
**No.** Number      **Rk** Rank



**Performance Analysis**  
Analisi delle prestazioni / Analyse des performances

<b>START RECORD</b>	BUCKWITZ Lisa	GER	5.34	15 FEB 2026
<b>TRACK RECORD</b>	MEYERS TAYLOR Elana	USA	59.08	16 FEB 2026
	ARMBRUSTER HUMPHRIES Kaillie	USA	59.08	16 FEB 2026

Rk	Start No.	NOC Code	Name	Start Time	S-1	1-2	2-3	3-4	4-F	Finish Time	Time Behind	Top Speed (km/h)
1	10	USA	MEYERS TAYLOR Elana	5.42(=3)	12.67 (6)	9.83(=1)	10.27(=1)	9.86(=2)	11.44 (2)	59.49 (2)	+0.05	124.34
				5.43(=5)	12.63(=1)	9.90 (5)	10.37(=6)	9.95 (7)	11.57 (3)	59.85 (4)	+0.20	123.07
				5.40 (2)	12.60(=2)	9.81 (5)	10.21(=4)	9.78 (3)	11.28 (3)	59.08(=1)	0.00	125.97 TR
				5.41 (3)	12.65 (4)	9.85(=3)	10.29(=6)	9.88(10)	11.43(=5)	59.51 (2)	+0.14	124.72
<b>Total: 3:57.93</b>												
2	1	GER	NOLTE Laura	5.48 (7)	12.65 (3)	9.85(=3)	10.27(=1)	9.80 (1)	11.39 (1)	59.44 (1)	0.00	124.50
				5.43(=5)	12.66(=4)	9.89(=3)	10.32 (3)	9.88 (2)	11.50 (2)	59.68 (2)	+0.03	122.95
				5.47 (8)	12.65 (6)	9.80(=3)	10.21(=4)	9.76(=1)	11.26 (2)	59.15 (4)	+0.07	124.98
				5.45(=7)	12.74(12)	9.92(=10)	10.31(10)	9.87(=7)	11.41 (4)	59.70 (9)	+0.33	124.33
<b>Total: 3:57.97</b>											<b>+0.04</b>	
3	4	USA	ARMBRUSTER HUMPHR.	5.58(=15)	12.76(=13)	9.83(=1)	10.27(=1)	9.86(=2)	11.48 (3)	59.78 (4)	+0.34	123.71
				5.53(11)	12.68(=6)	9.88 (2)	10.26 (1)	9.83 (1)	11.47 (1)	59.65 (1)	0.00	125.28
				5.53(11)	12.62 (4)	9.75 (1)	10.17 (1)	9.76(=1)	11.25 (1)	59.08(=1)	0.00	126.03 TR
				5.53(=12)	12.64(=1)	9.81 (1)	10.29(=6)	9.84(=3)	11.43(=5)	59.54 (3)	+0.17	123.75
<b>Total: 3:58.05</b>											<b>+0.12</b>	
4	3	GER	BUCKWITZ Lisa	5.42(=3)	12.62 (2)	10.00(=18)	10.39(=13)	9.99(=11)	11.64 (7)	1:00.06 (7)	+0.62	121.32
				5.34 (1)	12.63(=1)	9.94(=7)	10.37(=6)	9.98(=12)	11.72(16)	59.98 (6)	+0.33	122.56 SR
				5.38 (1)	12.58 (1)	9.76 (2)	10.20(=2)	9.81(=4)	11.38(=4)	59.11 (3)	+0.03	124.52
				5.38 (1)	12.64(=1)	9.94(16)	10.34(=15)	9.87(=7)	11.50(=11)	59.67 (7)	+0.30	123.02
<b>Total: 3:58.82</b>											<b>+0.89</b>	
5	8	SUI	HASLER Melanie	5.47 (6)	12.66(=4)	9.88(=5)	10.34 (8)	9.95 (7)	11.68 (8)	59.98 (5)	+0.54	121.88
				5.43(=5)	12.69 (8)	9.91 (6)	10.34 (4)	9.94(=5)	11.61 (4)	59.92 (5)	+0.27	121.72
				5.46 (7)	12.66(=7)	9.93(=11)	10.30(=8)	9.91(10)	11.46 (9)	59.72 (9)	+0.64	122.98
				5.43(=4)	12.66(=5)	9.85(=3)	10.24(=2)	9.82(=1)	11.37 (3)	59.37 (1)	0.00	123.95
<b>Total: 3:58.99</b>											<b>+1.06</b>	
6	6	CAN	LOTHOLZ Melissa	5.52(10)	12.72(=9)	9.97(15)	10.38(12)	9.99(=11)	11.80(=22)	1:00.38(14)	+0.94	123.14
				5.51(10)	12.64 (3)	9.85 (1)	10.29 (2)	9.91 (3)	11.64(=6)	59.84 (3)	+0.19	123.74
				5.49 (9)	12.66(=7)	9.83 (6)	10.21(=4)	9.81(=4)	11.39 (6)	59.39 (6)	+0.31	124.87
				5.51 (9)	12.69 (8)	9.86 (5)	10.23 (1)	9.90(=11)	11.44 (7)	59.63 (6)	+0.26	123.99
<b>Total: 3:59.24</b>											<b>+1.31</b>	
7	9	USA	LOVE Kaysha	5.41(=1)	12.60 (1)	9.85(=3)	10.28 (4)	9.87 (4)	11.53 (4)	59.54 (3)	+0.10	122.39
				5.37 (2)	12.70 (9)	10.15(=21)	10.47(20)	9.97(=9)	11.81(23)	1:00.47(15)	+0.82	122.52
				5.41(=3)	12.60(=2)	9.80(=3)	10.20(=2)	9.82 (6)	11.38(=4)	59.21 (5)	+0.13	124.22
				5.40 (2)	12.64(=1)	9.92(=10)	10.29(=6)	9.99(19)	11.81(19)	1:00.05(16)	+0.68	121.45
<b>Total: 3:59.27</b>											<b>+1.34</b>	
8	2	AUS	WALKER Bree	5.49 (8)	12.70 (8)	9.95(12)	10.37(=9)	9.98(=9)	11.70(=10)	1:00.19(11)	+0.75	122.63
				5.44 (8)	12.66(=4)	9.97(=12)	10.36 (5)	9.93 (4)	11.65 (9)	1:00.01 (7)	+0.36	122.81
				5.44(=5)	12.64 (5)	9.92(=8)	10.31(=10)	9.84 (7)	11.45 (8)	59.60 (7)	+0.52	123.81
				5.43(=4)	12.68 (7)	9.96(18)	10.32(=11)	9.85 (5)	11.45 (8)	59.69 (8)	+0.32	124.29
<b>Total: 3:59.49</b>											<b>+1.56</b>	



**Performance Analysis**  
Analisi delle prestazioni / Analyse des performances

Rk	Start No.	NOC Code	Name	Start Time	S-1	1-2	2-3	3-4	4-F	Finish Time	Time Behind	Top Speed (km/h)
9	14	DEN	VOIGT Maja	5.43 (5)	12.72(=9)	9.88(=5)	10.33 (7)	9.99(=11)	11.75(18)	1:00.10 (8)	+0.66	121.13
				5.41(=3)	12.71(=10)	9.96(=10)	10.40(=16)	9.97(=9)	11.71(15)	1:00.16 (8)	+0.51	121.44
				5.44(=5)	12.69 (9)	9.92(=8)	10.30(=8)	9.87 (9)	11.48(=11)	59.70 (8)	+0.62	123.41
				5.45(=7)	12.75(=13)	9.91 (9)	10.32(=11)	9.91(13)	11.55(=14)	59.89(12)	+0.52	122.24
<b>Total:</b>										<b>3:59.85</b>	<b>+1.92</b>	
10	11	FRA	BOCH Margot	5.58(=15)	12.72(=9)	9.89(=7)	10.32(=5)	9.90 (5)	11.61 (6)	1:00.02 (6)	+0.58	123.69
				5.58(=18)	12.79(=15)	9.99(15)	10.38(=9)	9.94(=5)	11.62 (5)	1:00.30(11)	+0.65	123.29
				5.57(16)	12.75(15)	9.90 (7)	10.28 (7)	9.85 (8)	11.44 (7)	59.79(10)	+0.71	124.52
				5.58(16)	12.75(=13)	9.89 (8)	10.29(=6)	9.86 (6)	11.47 (9)	59.84(11)	+0.47	124.67
<b>Total:</b>										<b>3:59.95</b>	<b>+2.02</b>	
11	12	SUI	ANNEN Debora	5.58(=15)	12.78(15)	9.93(=10)	10.51(23)	10.03(=20)	11.72(=13)	1:00.55(=17)	+1.11	122.72
				5.56(=13)	12.71(=10)	9.94(=7)	10.40(=16)	10.03(=18)	11.68(=11)	1:00.32(13)	+0.67	121.94
				5.59(17)	12.77(17)	10.01(=17)	10.40(16)	9.92(11)	11.47(10)	1:00.16(14)	+1.08	123.25
				5.54(14)	12.75(=13)	9.93(=14)	10.32(=11)	9.84(=3)	11.35 (2)	59.73(10)	+0.36	124.81
<b>Total:</b>										<b>4:00.76</b>	<b>+2.83</b>	
12	23	CHN	YING Qing	5.51 (9)	12.79(=16)	9.89(=7)	10.32(=5)	9.97 (8)	11.80(=22)	1:00.28(12)	+0.84	120.73
				5.50 (9)	12.78(14)	9.94(=7)	10.37(=6)	9.97(=9)	11.75(=17)	1:00.31(12)	+0.66	121.11
				5.54(=12)	12.73(13)	9.96(14)	10.35(12)	10.01(22)	11.78(24)	1:00.37(16)	+1.29	120.78
				5.52(=10)	12.79(18)	9.93(=14)	10.32(=11)	9.95(=14)	11.62(18)	1:00.13(18)	+0.76	123.25
<b>Total:</b>										<b>4:01.09</b>	<b>+3.16</b>	
13	7	CAN	APPIAH Cynthia	5.41(=1)	12.66(=4)	9.93(=10)	10.37(=9)	9.98(=9)	11.76(19)	1:00.11 (9)	+0.67	123.36
				5.41(=3)	12.68(=6)	9.96(=10)	10.38(=9)	9.99(=14)	11.76(=19)	1:00.18 (9)	+0.53	122.76
				5.41(=3)	12.80(=19)	10.58(24)	10.71(24)	10.08(24)	11.65(20)	1:01.23(24)	+2.15	121.61
				5.43(=4)	12.66(=5)	9.87(=6)	10.28(=4)	9.87(=7)	11.50(=11)	59.61 (5)	+0.24	124.56
<b>Total:</b>										<b>4:01.13</b>	<b>+3.20</b>	
14	20	JAM	MOORE Mica	5.60(18)	12.80(18)	10.02(20)	10.40(=15)	10.01(=16)	11.72(=13)	1:00.55(=17)	+1.11	121.69
				5.56(=13)	12.76(13)	10.00(16)	10.42(18)	9.99(=14)	11.70(14)	1:00.43(14)	+0.78	122.98
				5.56(=14)	12.74(14)	10.01(=17)	10.42(=18)	9.95(=16)	11.73(23)	1:00.41(17)	+1.33	123.74
				5.56(15)	12.71(=9)	9.92(=10)	10.28(=4)	9.90(=11)	11.55(=14)	59.92(13)	+0.55	123.95
<b>Total:</b>										<b>4:01.31</b>	<b>+3.38</b>	
15	13	GER	KALICKI Kim	5.56(13)	12.69 (7)	9.98(=16)	10.39(=13)	9.93 (6)	11.59 (5)	1:00.14(10)	+0.70	123.35
				5.58(=18)	12.85(=21)	10.31(25)	10.58(25)	10.02(17)	11.64(=6)	1:00.98(23)	+1.33	122.45
				5.60(=18)	12.89(=23)	10.21(22)	10.48(22)	9.96(18)	11.48(=11)	1:00.62(21)	+1.54	122.60
				5.60(=17)	12.76(=16)	9.83 (2)	10.24(=2)	9.82(=1)	11.34 (1)	59.59 (4)	+0.22	124.59
<b>Total:</b>										<b>4:01.33</b>	<b>+3.40</b>	
16	21	CHN	HUAI Mingming	5.53(11)	12.76(=13)	9.96(=13)	10.40(=15)	10.02(=18)	11.74(=16)	1:00.41(15)	+0.97	122.15
				5.54(12)	12.88(23)	10.15(=21)	10.53(23)	10.10(=23)	11.80(22)	1:01.00(24)	+1.35	120.23
				5.51(10)	12.72(12)	9.92(=8)	10.31(=10)	9.94(=13)	11.55(=16)	59.95(11)	+0.87	122.09
				5.53(=12)	12.71(=9)	9.87(=6)	10.34(=15)	9.97(=17)	11.56(16)	59.98(14)	+0.61	122.69
<b>Total:</b>										<b>4:01.34</b>	<b>+3.41</b>	
17	17	POL	WEISZEWSKI Linda	5.57(14)	12.83(21)	10.08(23)	10.49(22)	10.03(=20)	11.77(20)	1:00.77(20)	+1.33	121.49
				5.56(=13)	12.79(=15)	10.05(19)	10.45(19)	10.04(21)	11.77(21)	1:00.66(17)	+1.01	121.57
				5.54(=12)	12.71(11)	9.97(=15)	10.41(17)	9.94(=13)	11.54(15)	1:00.11(13)	+1.03	123.83
				5.52(=10)	12.71(=9)	9.92(=10)	10.35(=17)	9.96(16)	11.54(13)	1:00.00(15)	+0.63	123.04
<b>Total:</b>										<b>4:01.54</b>	<b>+3.61</b>	



**Performance Analysis**  
Analisi delle prestazioni / Analyse des performances

Rk	Start No.	NOC Code	Name	Start Time	S-1	1-2	2-3	3-4	4-F	Finish Time	Time Behind	Top Speed (km/h)
18	16	GBR	NICOLL Adele	5.67(21)	12.84(22)	9.91 (9)	10.40(=15)	10.02(=18)	11.70(=10)	1:00.54(16)	+1.10	122.99
				5.57(17)	12.72(12)	9.89(=3)	10.38(=9)	9.98(=12)	11.75(=17)	1:00.29(10)	+0.64	123.24
				5.56(=14)	12.70(10)	9.93(=11)	10.36(13)	9.93(12)	11.52(=13)	1:00.00(12)	+0.92	123.54
				5.61(19)	12.87(=19)	10.06(=19)	10.47(19)	10.16(20)	11.86(20)	1:01.03(20)	+1.66	120.37
<b>Total:</b>										<b>4:01.86</b>	<b>+3.93</b>	
19	24	BEL	van PETEGEM Kelly	5.62(20)	12.82(20)	10.07(22)	10.55(25)	10.16(25)	11.92(25)	1:01.14(24)	+1.70	120.93
				5.62(20)	12.84(=19)	10.02(18)	10.38(=9)	9.96 (8)	11.68(=11)	1:00.50(16)	+0.85	121.90
				5.60(=18)	12.79(18)	9.97(=15)	10.37(=14)	9.97(19)	11.72(22)	1:00.42(18)	+1.34	122.72
				5.60(=17)	12.76(=16)	9.95(17)	10.35(=17)	9.95(=14)	11.49(10)	1:00.10(17)	+0.73	123.35
<b>Total:</b>										<b>4:02.16</b>	<b>+4.23</b>	
20	19	SVK	CERNANSKA Viktoria	5.71(=22)	12.93(24)	10.04(21)	10.44(18)	10.00(=14)	11.71(12)	1:00.83(21)	+1.39	120.97
				5.68(22)	12.85(=21)	10.06(20)	10.52(22)	10.03(=18)	11.67(10)	1:00.81(20)	+1.16	121.14
				5.71(=21)	12.86(=21)	10.05(20)	10.43(20)	9.95(=16)	11.55(=16)	1:00.55(20)	+1.47	123.40
				5.69(20)	12.87(=19)	10.06(=19)	10.49(20)	9.97(=17)	11.57(17)	1:00.65(19)	+1.28	121.81
<b>Total:</b>										<b>4:02.84</b>	<b>+4.91</b>	
21	15	TPE	LIN Sin-Rong	5.61(19)	12.79(=16)	9.98(=16)	10.45(19)	10.05(22)	11.73(15)	1:00.61(19)	+1.17	121.91
				5.64(21)	12.84(=19)	10.16(23)	10.54(24)	10.18(25)	11.94(25)	1:01.30(25)	+1.65	119.95
				5.65(20)	12.76(16)	10.02(19)	10.42(=18)	9.94(=13)	11.57(18)	1:00.36(15)	+1.28	121.87
<b>Total:</b>										<b>3:02.27</b>		
22	18	KOR	KIM Yooran	5.71(=22)	12.81(19)	10.00(=18)	10.47(20)	10.12(24)	11.85(24)	1:00.96(22)	+1.52	121.14
				5.75(23)	12.90(24)	9.97(=12)	10.38(=9)	10.03(=18)	11.87(24)	1:00.90(22)	+1.25	122.31
				5.71(=21)	12.80(=19)	9.94(13)	10.37(=14)	9.98(=20)	11.71(21)	1:00.51(19)	+1.43	123.31
<b>Total:</b>										<b>3:02.37</b>		
23	22	ITA	de SILVESTRO Simona	5.78(25)	12.95(25)	10.13(24)	10.48(21)	10.01(=16)	11.69 (9)	1:01.04(23)	+1.60	120.96
				5.81(25)	12.96(25)	10.01(17)	10.39(15)	9.99(=14)	11.64(=6)	1:00.80(19)	+1.15	121.08
				5.77(24)	12.86(=21)	10.08(21)	10.47(21)	9.98(=20)	11.52(=13)	1:00.68(22)	+1.60	121.65
<b>Total:</b>										<b>3:02.52</b>		
24	25	ITA	ANDREUTTI Giada	5.76(24)	12.91(23)	10.16(25)	10.52(24)	10.08(23)	11.78(21)	1:01.21(25)	+1.77	122.17
				5.78(24)	12.82(18)	9.97(=12)	10.38(=9)	10.05(22)	11.76(=19)	1:00.76(18)	+1.11	122.29
				5.75(23)	12.89(=23)	10.24(23)	10.55(23)	10.03(23)	11.64(19)	1:01.10(23)	+2.02	123.00
<b>Total:</b>										<b>3:03.07</b>		
5	AUT	BEIERL Katrin	5.54(12)	12.73(12)	9.96(=13)	10.37(=9)	10.00(=14)	11.74(=16)	1:00.34(13)	+0.90	123.71	
			5.56(=13)	12.81(17)	10.17(24)	10.49(21)	10.10(=23)	11.69(13)	1:00.82(21)	+1.17	122.37	
<b>Total:</b>										<b>DNS</b>		

**Note:**  
Pilots are listed first.  
Top speed is measured by sensors along the track.

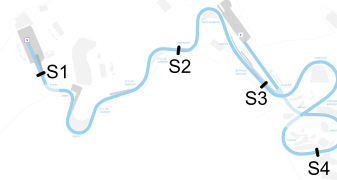
**Legend:**  
= Equal sign indicates that two or more sleds share the same rank  
1-2 1st to 2nd intermediate point  
2-3 2nd to 3rd intermediate point  
3-4 3rd to 4th intermediate point  
4-F 4th intermediate point to finish  
DNS Did Not Start  
No. Number  
Rk Rank  
S-1 Start to 1st intermediate point



**Speeds**  
Velocità / Vitesses

Measurement Points:

50m (S1)
After curve 6 (S2)
Before curve 10 (S3)
Between curve 14 & 15 (S4)



Rank	NOC Code	Pilot Name	Start Time	Speeds (km/h)				Finish Time
				S1	S2	S3	S4	
1	USA	MEYERS TAYLOR Elana	5.42 (=3)	43.02 (5)	91.83 (3)	112.28 (2)	118.65 (=2)	59.49 (2)
			5.43 (=5)	43.02 (8)	90.86 (=11)	111.73 (6)	117.18 (=6)	59.85 (4)
			5.40 (2)	43.27 (5)	92.59 (=4)	112.99 (=3)	120.32 (3)	59.08 (=1)
			5.41 (3)	43.27 (4)	91.83 (=6)	112.42 (=5)	118.65 (=7)	59.51 (2)
<b>Total: 3:57.93</b>								
2	GER	NOLTE Laura	5.48 (7)	42.99 (7)	91.93 (=1)	<b>113.06</b> (1)	<b>119.52</b> (1)	59.44 (1)
			5.43 (=5)	43.32 (5)	91.23 (5)	<b>112.50</b> (1)	118.42 (2)	59.68 (2)
			5.47 (8)	43.16 (7)	92.64 (3)	<b>113.63</b> (1)	<b>120.72</b> (1)	59.15 (4)
			5.45 (=7)	43.07 (8)	91.50(=13)	112.78 (2)	118.89 (=5)	59.70 (9)
<b>Total: 3:57.97</b>								
3	USA	ARMBRUSTER HUMPHRIES Kaillie	5.58(=15)	42.35(=18)	91.93 (=1)	112.07 (5)	118.65 (=2)	59.78 (4)
			5.53 (11)	42.89 (10)	<b>92.07</b> (1)	112.28 (3)	<b>118.65</b> (1)	59.65 (1)
			5.53 (11)	42.86 (11)	93.02 (2)	112.99 (=3)	120.56 (2)	59.08 (=1)
			5.53(=12)	42.88 (9)	92.07 (4)	111.94 (11)	119.12 (4)	59.54 (3)
<b>Total: 3:58.05</b>								
4	GER	BUCKWITZ Lisa	5.42 (=3)	43.31 (2)	90.54 (17)	111.52 (=8)	117.18 (=6)	1:00.06 (7)
			5.34 (1)	<b>43.91</b> (1)	91.00 (8)	111.45(=10)	116.88 (14)	59.98 (6)
			5.38 (1)	<b>43.69</b> (1)	<b>93.21</b> (1)	112.71 (5)	119.04 (7)	59.11 (3)
			5.38 (1)	<b>43.59</b> (1)	91.50(=13)	112.00 (=9)	118.57 (=9)	59.67 (7)
<b>Total: 3:58.82</b>								
5	SUI	HASLER Melanie	5.47 (6)	43.00 (6)	91.64 (5)	111.52 (=8)	116.73 (=9)	59.98 (5)
			5.43 (=5)	43.25 (7)	91.27 (4)	112.21 (4)	117.57 (3)	59.92 (5)
			5.46 (7)	43.08 (8)	91.60 (10)	111.17 (16)	118.42 (11)	59.72 (9)
			5.43 (=4)	43.22 (5)	92.16 (3)	<b>112.85</b> (1)	119.28 (3)	59.37 (1)
<b>Total: 3:58.99</b>								
6	CAN	LOTHOLZ Melissa	5.52 (10)	42.71 (12)	90.63(=15)	111.80 (7)	115.68 (23)	1:00.38 (14)
			5.51 (10)	42.95 (9)	91.74 (2)	112.42 (2)	117.26 (5)	59.84 (3)
			5.49 (9)	42.99 (9)	92.44 (6)	113.06 (2)	119.44 (=4)	59.39 (6)
			5.51 (9)	42.87 (10)	92.26 (2)	112.50 (=3)	118.89 (=5)	59.63 (6)
<b>Total: 3:59.24</b>								
7	USA	LOVE Kaysha	5.41 (=1)	<b>43.41</b> (1)	91.69 (4)	112.00 (6)	118.11 (4)	59.54 (3)
			5.37 (2)	43.73 (2)	89.46 (22)	110.63(=17)	116.05 (22)	1:00.47 (15)
			5.41 (=3)	43.37 (2)	92.59 (=4)	112.28 (7)	119.44 (=4)	59.21 (5)
			5.40 (2)	43.47 (2)	91.83 (=6)	110.42 (19)	115.38 (19)	1:00.05 (16)
<b>Total: 3:59.27</b>								
8	AUS	WALKER Bree	5.49 (8)	42.94 (8)	90.63(=15)	110.76(=16)	116.27(=15)	1:00.19 (11)
			5.44 (8)	43.35 (4)	90.72(=14)	110.36(=19)	117.03(=10)	1:00.01 (7)
			5.44 (=5)	43.34 (4)	91.41 (12)	111.45 (10)	118.57 (9)	59.60 (7)
			5.43 (=4)	43.42 (3)	90.95 (18)	111.52(=12)	118.65 (=7)	59.69 (8)
<b>Total: 3:59.49</b>								



**Speeds**  
Velocità / Vitesses

Rank	NOC Code	Pilot Name	Start Time	Speeds (km/h)				Finish Time
				S1	S2	S3	S4	
9	DEN	VOIGT Maja	5.43 (5)	43.24 (3)	91.55 (=6)	110.90 (15)	116.12(=18)	1:00.10 (8)
			5.41 (=3)	43.45 (3)	90.90 (=9)	111.04 (15)	116.95(=12)	1:00.16 (8)
			5.44 (=5)	43.35 (3)	91.83 (=7)	111.73 (8)	118.73 (8)	59.70 (8)
			5.45 (=7)	43.18 (7)	91.60 (11)	111.52(=12)	118.03 (14)	59.89 (12)
<b>Total: 3:59.85</b>								
10	FRA	BOCH Margot	5.58(=15)	42.51 (=14)	91.32 (8)	112.21 (3)	117.18 (=6)	1:00.02 (6)
			5.58(=18)	42.64 (=18)	90.72(=14)	111.66 (=7)	117.18 (=6)	1:00.30 (11)
			5.57 (16)	42.69 (15)	91.64 (9)	112.57 (6)	119.20 (6)	59.79 (10)
			5.58 (16)	42.63 (15)	91.74 (9)	112.42 (=5)	118.57 (=9)	59.84 (11)
<b>Total: 3:59.95</b>								
11	SUI	ANNEN Debora	5.58(=15)	42.35 (=18)	90.49 (18)	110.76(=16)	116.12(=18)	1:00.55(=17)
			5.56(=13)	42.64 (=18)	90.72(=14)	111.24 (13)	117.03(=10)	1:00.32 (13)
			5.59 (17)	42.46 (19)	90.49 (19)	111.52 (9)	118.18 (14)	1:00.16 (14)
			5.54 (14)	42.69 (14)	91.46(=15)	112.28 (=7)	<b>119.84</b> (1)	59.73 (10)
<b>Total: 4:00.76</b>								
12	CHN	YING Qing	5.51 (9)	42.56 (13)	91.55 (=6)	112.14 (4)	115.60 (24)	1:00.28 (12)
			5.50 (9)	42.86 (11)	91.09 (7)	111.52 (9)	116.65(=15)	1:00.31 (12)
			5.54(=12)	42.60 (17)	91.37(=13)	111.38(=11)	116.05 (24)	1:00.37 (16)
			5.52(=10)	42.61 (16)	91.55 (12)	111.11 (16)	117.03 (18)	1:00.13 (18)
<b>Total: 4:01.09</b>								
13	CAN	APPIAH Cynthia	5.41 (=1)	43.17 (4)	91.13 (10)	111.45 (10)	116.27(=15)	1:00.11 (9)
			5.41 (=3)	43.29 (6)	90.86(=11)	111.66 (=7)	116.42 (18)	1:00.18 (9)
			5.41 (=3)	43.25 (6)	86.83 (24)	108.95 (24)	116.95 (21)	1:01.23 (24)
			5.43 (=4)	43.19 (6)	91.83 (=6)	112.28 (=7)	118.42(=11)	59.61 (5)
<b>Total: 4:01.13</b>								
14	JAM	MOORE Mica	5.60 (18)	42.43 (17)	90.68(=13)	111.24 (13)	116.73 (=9)	1:00.55(=17)
			5.56(=13)	42.79 (12)	90.36 (18)	111.45(=10)	117.34 (4)	1:00.43 (14)
			5.56(=14)	42.80 (13)	90.72(=16)	111.24(=14)	117.64 (19)	1:00.41 (17)
			5.56 (15)	42.80 (13)	91.69 (10)	112.00 (=9)	117.95 (15)	59.92 (13)
<b>Total: 4:01.31</b>								
15	GER	KALICKI Kim	5.56 (13)	42.73 (11)	90.45 (19)	111.38(=11)	117.41 (5)	1:00.14 (10)
			5.58(=18)	42.69 (16)	88.27 (25)	110.36(=19)	117.18 (=6)	1:00.98 (23)
			5.60(=18)	42.67 (16)	89.46 (22)	110.83 (19)	118.49 (10)	1:00.62 (21)
			5.60(=17)	42.60 (17)	<b>92.40</b> (1)	112.50 (=3)	119.76 (2)	59.59 (4)
<b>Total: 4:01.33</b>								
16	CHN	HUAI Mingming	5.53 (11)	42.84 (9)	90.68(=13)	110.70 (19)	116.58(=12)	1:00.41 (15)
			5.54 (12)	42.71 (=14)	89.68 (20)	109.89 (24)	115.90 (23)	1:01.00 (24)
			5.51 (10)	42.92 (10)	91.83 (=7)	111.38(=11)	118.11(=15)	59.95 (11)
			5.53(=12)	42.81 (12)	91.93 (5)	111.31 (14)	117.87(=16)	59.98 (14)
<b>Total: 4:01.34</b>								
17	POL	WEISZEWSKI Linda	5.57 (14)	42.51 (=14)	89.73 (22)	110.56 (20)	116.12(=18)	1:00.77 (20)
			5.56(=13)	42.67 (17)	90.22 (19)	110.63(=17)	116.20 (19)	1:00.66 (17)
			5.54(=12)	42.84 (12)	90.68 (18)	111.38(=11)	118.26(=12)	1:00.11 (13)
			5.52(=10)	42.82 (11)	91.46(=15)	111.24 (15)	118.42(=11)	1:00.00 (15)
<b>Total: 4:01.54</b>								



**Speeds**  
Velocità / Vitesses

Rank	NOC Code	Pilot Name	Start Time	Speeds (km/h)				Finish Time
				S1	S2	S3	S4	
18	GBR	NICOLL Adele	5.67 (21)	42.20 (21)	91.18 (9)	111.11 (14)	116.50 (14)	1:00.54 (16)
			5.57 (17)	42.77 (13)	91.32 (3)	111.38 (12)	116.12(=20)	1:00.29 (10)
			5.56(=14)	42.79 (14)	91.50 (11)	111.24(=14)	117.95 (17)	1:00.00 (12)
			5.61 (19)	42.51 (18)	90.31 (19)	110.49(=17)	115.01 (20)	1:01.03 (20)
<b>Total: 4:01.86</b>								
19	BEL	van PETEGEM Kelly	5.62 (20)	42.33 (20)	89.50 (24)	108.89 (25)	114.57 (25)	1:01.14 (24)
			5.62 (20)	42.41 (21)	90.58 (17)	110.36(=19)	116.65(=15)	1:00.50 (16)
			5.60(=18)	42.56 (18)	91.23 (15)	110.15 (23)	116.27 (23)	1:00.42 (18)
			5.60(=17)	42.48 (19)	91.32 (17)	110.49(=17)	118.42(=11)	1:00.10 (17)
<b>Total: 4:02.16</b>								
20	SVK	CERNANSKA Viktoria	5.71(=22)	41.87 (23)	90.18 (21)	110.15(=22)	116.80 (8)	1:00.83 (21)
			5.68 (22)	42.14 (22)	89.10 (24)	110.09 (23)	116.95(=12)	1:00.81 (20)
			5.71(=21)	41.87 (24)	90.36 (20)	110.56 (20)	117.87 (18)	1:00.55 (20)
			5.69 (20)	41.89 (20)	90.09 (20)	110.15 (20)	117.87(=16)	1:00.65 (19)
<b>Total: 4:02.84</b>								
21	TPE	LIN Sin-Rong	5.61 (19)	42.45 (16)	90.81 (11)	110.15(=22)	116.73 (=9)	1:00.61 (19)
			5.64 (21)	42.43 (20)	89.24 (23)	109.22 (25)	114.28 (25)	1:01.30 (25)
			5.65 (20)	42.36 (20)	90.72(=16)	111.11(=17)	118.26(=12)	1:00.36 (15)
<b>Total: 3:02.27</b>								
22	KOR	KIM Yooran	5.71(=22)	42.02 (22)	90.22 (20)	109.75 (24)	116.20 (17)	1:00.96 (22)
			5.75 (23)	41.82 (23)	91.13 (6)	111.17 (14)	115.45 (24)	1:00.90 (22)
			5.71(=21)	42.06 (21)	91.37(=13)	111.11(=17)	116.58 (22)	1:00.51 (19)
<b>Total: 3:02.37</b>								
23	ITA	de SILVESTRO Simona	5.78 (25)	41.72 (25)	89.68 (23)	110.36 (21)	116.58(=12)	1:01.04 (23)
			5.81 (25)	41.61 (25)	90.77 (13)	110.97 (16)	117.18 (=6)	1:00.80 (19)
			5.77 (24)	41.91 (22)	90.09 (21)	110.22 (22)	118.11(=15)	1:00.68 (22)
<b>Total: 3:02.52</b>								
24	ITA	ANDREUTTI Giada	5.76 (24)	41.84 (24)	89.19 (25)	110.76(=16)	115.75 (22)	1:01.21 (25)
			5.78 (24)	41.70 (24)	90.90 (=9)	111.94 (5)	116.12(=20)	1:00.76 (18)
			5.75 (23)	41.88 (23)	89.28 (23)	110.49 (21)	117.34 (20)	1:01.10 (23)
<b>Total: 3:03.07</b>								
	AUT	BEIERL Katrin	5.54 (12)	42.76 (10)	90.77 (12)	111.38(=11)	115.97 (21)	1:00.34 (13)
			5.56(=13)	42.71(=14)	89.55 (21)	110.22 (22)	116.65(=15)	1:00.82 (21)
DNS								
<b>Total: DNS</b>								

**Legend:**

= Equal sign indicates that two or more sleds share the same rank

**DNS** Did Not Start



## Competition Data

Dati relativi alla gara / Données de compétition

	Start Time	End Time
Heat 1	10:00	10:55
Heat 2	11:50	12:51
Heat 3	19:00	19:53
Heat 4	21:06	21:54

Participating Teams									
AUS (1)	AUT (1)	BEL (1)	CAN (2)	CHN (2)	DEN (1)	FRA (1)	GBR (1)	GER (3)	ITA (2)
JAM (1)	KOR (1)	POL (1)	SUI (2)	SVK (1)	TPE (1)	USA (3)			

New Track Records				
NOC Code	Crew	Start Record	Track Record	Heat Number
GER	NOLTE Laura		59.44	1
GER	BUCKWITZ Lisa	5.34		2
USA	MEYERS TAYLOR Elana		59.08	3
USA	ARMBRUSTER HUMPHRIES Kaillie		59.08	3

Competition Conditions				
	Heat 1	Heat 2	Heat 3	Heat 4
Overall weather conditions	Sunny	Sunny	Clear	Clear
Air Temperature (°C/°F)	0.3/32.5	1.0/33.7	-0.9/30.3	-1.6/29.1
Ice Temperature (°C/°F)	-2.9/26.7	-2.8/26.9	-2.4/27.6	-2.4/27.6
Reference Runner (°C/°F)	9.8/49.6	2.7/36.8	8.6/47.4	-0.6/30.9

List of Officials			
IF Delegate	GUTS Gatis	Material Controller	LANGEN Christoph
IF Delegate	MATTLI Josias	Material Controller	KIRKIS Martins
Jury President	IOSSI Francesca	Material Controller	LUBAS Pavel
Jury Member	MARTINI Cathleen	Race Director	MENARDI Diego
Jury Member	GESUITO Pasquale	Track Chief	REZZADORE Gianfranco
Jury Assistant	ITEN Pascal	Race Doctor	ROSI Paolo

Jury Decisions									
	Heat:	Start No.:	Sled:	Heat:	Start No.:	Sled:	Heat:	Start No.:	Sled:
Explanation	None								

Legend:  
No. Number



## Records

Record / Records

As of MON 16 FEB 2026

Prior to the Games					
Name	NOC Code	Start Record	Track Record	Date	Competition
NOLTE Laura	GER		59.67	22 NOV 2025	WC
LOVE Kaysha	USA	5.37		22 NOV 2025	WC

During the Games					
Name	NOC Code	Start Record	Track Record	Date	Heat Number
NOLTE Laura	GER		59.44	15 FEB 2026	1
BUCKWITZ Lisa	GER	5.34		15 FEB 2026	2
MEYERS TAYLOR Elana	USA		59.08	16 FEB 2026	3
ARMBRUSTER HUMPHRIES Kaillie	USA		59.08	16 FEB 2026	3

**Legend:**  
WC World Cup



## Start List

Lista di partenza / Liste de départ

<b>START RECORD</b>	LOVE Kaysha	USA	5.37	22 NOV 2025
<b>TRACK RECORD</b>	NOLTE Laura	GER	59.67	22 NOV 2025

Start Order	Start No.	NOC Code	Name	Remarks
1	1	GER	NOLTE Laura	
2	2	AUS	WALKER Bree	
3	3	GER	BUCKWITZ Lisa	
4	4	USA	ARMBRUSTER HUMPHRIES Kaillie	
5	5	AUT	BEIERL Katrin	
6	6	CAN	LOTHOLZ Melissa	
7	7	CAN	APPIAH Cynthia	
8	8	SUI	HASLER Melanie	
9	9	USA	LOVE Kaysha	
10	10	USA	MEYERS TAYLOR Elana	
11	11	FRA	BOCH Margot	
12	12	SUI	ANNEN Debora	
13	13	GER	KALICKI Kim	
14	14	DEN	VOIGT Maja	
15	15	TPE	LIN Sin-Rong	
16	16	GBR	NICOLL Adele	
17	17	POL	WEISZEWSKI Linda	
18	18	KOR	KIM Yooran	
19	19	SVK	CERNANSKA Viktoria	
20	20	JAM	MOORE Mica	
21	21	CHN	HUAI Mingming	
22	22	ITA	de SILVESTRO Simona	
23	23	CHN	YING Qing	
24	24	BEL	van PETEGEM Kelly	
25	25	ITA	ANDREUTTI Giada	

**Note:**

In the listing of team names, the pilot is always shown first.

**Legend:**

No. Number



## Start List

Lista di partenza / Liste de départ

**REVISED**  
15 FEB 11:14

<b>START RECORD</b>	LOVE Kaysha	USA	5.37	22 NOV 2025
<b>TRACK RECORD</b>	NOLTE Laura	GER	59.44	15 FEB 2026

Start Order	Start No.	NOC Code	Name	Start Time	Time	Total Time	Time Behind	Remarks
1	25	ITA	ANDREUTTI Giada	5.76	1:01.21	1:01.21	+1.77	(25)
2	24	BEL	van PETEGEM Kelly	5.62	1:01.14	1:01.14	+1.70	(24)
3	22	ITA	de SILVESTRO Simona	5.78	1:01.04	1:01.04	+1.60	(23)
4	18	KOR	KIM Yooran	5.71	1:00.96	1:00.96	+1.52	(22)
5	19	SVK	CERNANSKA Viktoria	5.71	1:00.83	1:00.83	+1.39	(21)
6	17	POL	WEISZEWSKI Linda	5.57	1:00.77	1:00.77	+1.33	(20)
7	15	TPE	LIN Sin-Rong	5.61	1:00.61	1:00.61	+1.17	(19)
8	20	JAM	MOORE Mica	5.60	1:00.55	1:00.55	+1.11	(=17)
9	12	SUI	ANNEN Debora	5.58	1:00.55	1:00.55	+1.11	(=17)
10	16	GBR	NICOLL Adele	5.67	1:00.54	1:00.54	+1.10	(16)
11	21	CHN	HUAI Mingming	5.53	1:00.41	1:00.41	+0.97	(15)
12	6	CAN	LOTHOLZ Melissa	5.52	1:00.38	1:00.38	+0.94	(14)
13	5	AUT	BEIERL Katrin	5.54	1:00.34	1:00.34	+0.90	(13)
14	23	CHN	YING Qing	5.51	1:00.28	1:00.28	+0.84	(12)
15	2	AUS	WALKER Bree	5.49	1:00.19	1:00.19	+0.75	(11)
16	13	GER	KALICKI Kim	5.56	1:00.14	1:00.14	+0.70	(10)
17	7	CAN	APPIAH Cynthia	5.41	1:00.11	1:00.11	+0.67	(9)
18	14	DEN	VOIGT Maja	5.43	1:00.10	1:00.10	+0.66	(8)
19	3	GER	BUCKWITZ Lisa	5.42	1:00.06	1:00.06	+0.62	(7)
20	11	FRA	BOCH Margot	5.58	1:00.02	1:00.02	+0.58	(6)
21	8	SUI	HASLER Melanie	5.47	59.98	59.98	+0.54	(5)
22	4	USA	ARMBRUSTER HUMPHRIES Kaillie	5.58	59.78	59.78	+0.34	(4)
23	9	USA	LOVE Kaysha	5.41	59.54	59.54	+0.10	(3)
24	10	USA	MEYERS TAYLOR Elana	5.42	59.49	59.49	+0.05	(2)
25	1	GER	NOLTE Laura	5.48	59.44	59.44		(1)

**Note:**

In the listing of team names, the pilot is always shown first.

**Legend:**

= Equal sign indicates that two or more sleds share the same rank      **No.** Number

**REVISED**

Start order corrected.



## Start List

Lista di partenza / Liste de départ

<b>START RECORD</b>	BUCKWITZ Lisa	GER	5.34	15 FEB 2026
<b>TRACK RECORD</b>	NOLTE Laura	GER	59.44	15 FEB 2026

Start Order	Start No.	NOC Code	Name	Start Time	Time	Total Time	Time Behind	Remarks
1	1	GER	NOLTE Laura	5.48	59.44	1:59.12	(1)	
				5.43	59.68			
2	10	USA	MEYERS TAYLOR Elana	5.42	59.49	1:59.34	+0.22	(2)
				5.43	59.85			
3	4	USA	ARMBRUSTER HUMPHRIES Kaillie	5.58	59.78	1:59.43	+0.31	(3)
				5.53	59.65			
4	8	SUI	HASLER Melanie	5.47	59.98	1:59.90	+0.78	(4)
				5.43	59.92			
5	9	USA	LOVE Kaysha	5.41	59.54	2:00.01	+0.89	(5)
				5.37	1:00.47			
6	3	GER	BUCKWITZ Lisa	5.42	1:00.06	2:00.04	+0.92	(6)
				5.34	59.98			
7	2	AUS	WALKER Bree	5.49	1:00.19	2:00.20	+1.08	(7)
				5.44	1:00.01			
8	6	CAN	LOTHOLZ Melissa	5.52	1:00.38	2:00.22	+1.10	(8)
				5.51	59.84			
9	14	DEN	VOIGT Maja	5.43	1:00.10	2:00.26	+1.14	(9)
				5.41	1:00.16			
10	7	CAN	APPIAH Cynthia	5.41	1:00.11	2:00.29	+1.17	(10)
				5.41	1:00.18			
11	11	FRA	BOCH Margot	5.58	1:00.02	2:00.32	+1.20	(11)
				5.58	1:00.30			
12	23	CHN	YING Qing	5.51	1:00.28	2:00.59	+1.47	(12)
				5.50	1:00.31			
13	16	GBR	NICOLL Adele	5.67	1:00.54	2:00.83	+1.71	(13)
				5.57	1:00.29			
14	12	SUI	ANNEN Debora	5.58	1:00.55	2:00.87	+1.75	(14)
				5.56	1:00.32			
15	20	JAM	MOORE Mica	5.60	1:00.55	2:00.98	+1.86	(15)
				5.56	1:00.43			
16	13	GER	KALICKI Kim	5.56	1:00.14	2:01.12	+2.00	(16)
				5.58	1:00.98			
17	5	AUT	BEIERL Katrin	5.54	1:00.34	2:01.16	+2.04	(17)
				5.56	1:00.82			
18	21	CHN	HUAI Mingming	5.53	1:00.41	2:01.41	+2.29	(18)
				5.54	1:01.00			
19	17	POL	WEISZEWSKI Linda	5.57	1:00.77	2:01.43	+2.31	(19)
				5.56	1:00.66			
20	24	BEL	van PETEGEM Kelly	5.62	1:01.14	2:01.64	+2.52 (=20)	
				5.62	1:00.50			



## Start List

Lista di partenza / Liste de départ

Start Order	Start No.	NOC Code	Name	Start Time	Time	Total Time	Time Behind	Remarks
21	19	SVK	CERNANSKA Viktoria	5.71	1:00.83	2:01.64	+2.52 (=20)	
				5.68	1:00.81			
22	22	ITA	de SILVESTRO Simona	5.78	1:01.04	2:01.84	+2.72 (22)	
				5.81	1:00.80			
23	18	KOR	KIM Yooran	5.71	1:00.96	2:01.86	+2.74 (23)	
				5.75	1:00.90			
24	15	TPE	LIN Sin-Rong	5.61	1:00.61	2:01.91	+2.79 (24)	
				5.64	1:01.30			
25	25	ITA	ANDREUTTI Giada	5.76	1:01.21	2:01.97	+2.85 (25)	
				5.78	1:00.76			

**Note:**

In the listing of team names, the pilot is always shown first.

**Legend:**

= Equal sign indicates that two or more sleds share the same rank      **No.** Number



## Start List

Lista di partenza / Liste de départ

<b>START RECORD</b>	BUCKWITZ Lisa	GER	5.34	15 FEB 2026
<b>TRACK RECORD</b>	MEYERS TAYLOR Elana	USA	59.08	16 FEB 2026
	ARMBRUSTER HUMPHRIES Kaillie	USA	59.08	16 FEB 2026

Start Order	Start No.	NOC Code	Name	Start Time	Time	Total Time	Time Behind	Remarks
1	19	SVK	CERNANSKA Viktoria	5.71	1:00.83	3:02.19	+3.92 (20)	
				5.68	1:00.81			
				5.71	1:00.55			
2	24	BEL	van PETEGEM Kelly	5.62	1:01.14	3:02.06	+3.79 (19)	
				5.62	1:00.50			
				5.60	1:00.42			
3	13	GER	KALICKI Kim	5.56	1:00.14	3:01.74	+3.47 (18)	
				5.58	1:00.98			
				5.60	1:00.62			
4	17	POL	WEISZEWSKI Linda	5.57	1:00.77	3:01.54	+3.27 (17)	
				5.56	1:00.66			
				5.54	1:00.11			
5	7	CAN	APPIAH Cynthia	5.41	1:00.11	3:01.52	+3.25 (16)	
				5.41	1:00.18			
				5.41	1:01.23			
6	20	JAM	MOORE Mica	5.60	1:00.55	3:01.39	+3.12 (15)	
				5.56	1:00.43			
				5.56	1:00.41			
7	21	CHN	HUAI Mingming	5.53	1:00.41	3:01.36	+3.09 (14)	
				5.54	1:01.00			
				5.51	59.95			
8	12	SUI	ANNEN Debora	5.58	1:00.55	3:01.03	+2.76 (13)	
				5.56	1:00.32			
				5.59	1:00.16			
9	23	CHN	YING Qing	5.51	1:00.28	3:00.96	+2.69 (12)	
				5.50	1:00.31			
				5.54	1:00.37			
10	16	GBR	NICOLL Adele	5.67	1:00.54	3:00.83	+2.56 (11)	
				5.57	1:00.29			
				5.56	1:00.00			
11	11	FRA	BOCH Margot	5.58	1:00.02	3:00.11	+1.84 (10)	
				5.58	1:00.30			
				5.57	59.79			
12	14	DEN	VOIGT Maja	5.43	1:00.10	2:59.96	+1.69 (9)	
				5.41	1:00.16			
				5.44	59.70			
13	2	AUS	WALKER Bree	5.49	1:00.19	2:59.80	+1.53 (8)	
				5.44	1:00.01			
				5.44	59.60			
14	8	SUI	HASLER Melanie	5.47	59.98	2:59.62	+1.35 (7)	
				5.43	59.92			
				5.46	59.72			



## Start List

Lista di partenza / Liste de départ

Start Order	Start No.	NOC Code	Name	Start Time	Time	Total Time	Time Behind	Remarks
15	6	CAN	LOTHOLZ Melissa	5.52	1:00.38	2:59.61	+1.34	(6)
				5.51	59.84			
				5.49	59.39			
16	9	USA	LOVE Kaysha	5.41	59.54	2:59.22	+0.95	(5)
				5.37	1:00.47			
				5.41	59.21			
17	3	GER	BUCKWITZ Lisa	5.42	1:00.06	2:59.15	+0.88	(4)
				5.34	59.98			
				5.38	59.11			
18	4	USA	ARMBRUSTER HUMPHRIES Kaillie	5.58	59.78	2:58.51	+0.24	(3)
				5.53	59.65			
				5.53	59.08			
19	10	USA	MEYERS TAYLOR Elana	5.42	59.49	2:58.42	+0.15	(2)
				5.43	59.85			
				5.40	59.08			
20	1	GER	NOLTE Laura	5.48	59.44	2:58.27		(1)
				5.43	59.68			
				5.47	59.15			

**Note:**

In the listing of team names, the pilot is always shown first.

**Legend:**

No. Number



## Competition Officials

Ufficiali di gara / Officiels de compétition  
As of FRI 30 JAN 2026

**REVISED**  
30 JAN 12:30

Function	Name	Organisation
<b>IBSF President:</b>	FERRIANI Ivo	IBSF
<b>IBSF Secretary General:</b>	GROESSWANG Heike	IBSF
<b>IF Delegates:</b>	GUTS Gatis MATTLI Jos LANGEN Christoph	IBSF IBSF IBSF
<b>Jury - Men:</b>	FISCHER Peter (President) OWENS Dave SCHNEIDERHEINZE Anja	IBSF IBSF IBSF
<b>Jury - Women:</b>	IOSSI Francesca (President) MARTINI Cathleen GESUITO Pasquale	IBSF IBSF IBSF
<b>Jury Assistant:</b>	ITEN Pascal	IBSF
<b>Material Controllers:</b>	LUBAS Pavel MAIER Michael KIRKIS Martins ADAM Werner PANAITESCU Bogdan	IBSF IBSF IBSF IBSF IBSF
<b>IBSF Medical Representative:</b>	SCHNEIDER Christian	IBSF
<b>Sport Manager:</b>	KOTANS Normunds ANGARAN Americo BRUNI Carlotta	LAT - Latvia ITA - Italy ITA - Italy
<b>Race Director:</b>	MENARDI Diego TESSARI Marco	ITA - Italy ITA - Italy
<b>Track Chief:</b>	REZZADORE Gianfranco	ITA - Italy
<b>Race Doctor:</b>	ROSI Paolo	ITA - Italy
<b>National Technical Officials:</b>	REBAJOLI Gianluca MOLLICA Fabiana GHIRARDO Davide ZARDINI Gabriele MENARDI Michele MARTINOLLI Bruno COLOMBO Christian CANEDI Paolo OLIVO Christian FONTANA Massimiliano MICHIELLI Nadia GASPARI Alice de BONA Stefano	ITA - Italy ITA - Italy ITA - Italy ITA - Italy ITA - Italy ITA - Italy ITA - Italy ITA - Italy ITA - Italy ITA - Italy ITA - Italy ITA - Italy ITA - Italy



## Cortina Sliding Centre

# BOBSLEIGH

Course map and profile

2-Man

4-Man

Women's Monobob

2-Woman

**1445m**  
Total length

**1321m**  
Start altitude

**1254.56m**  
Finish altitude

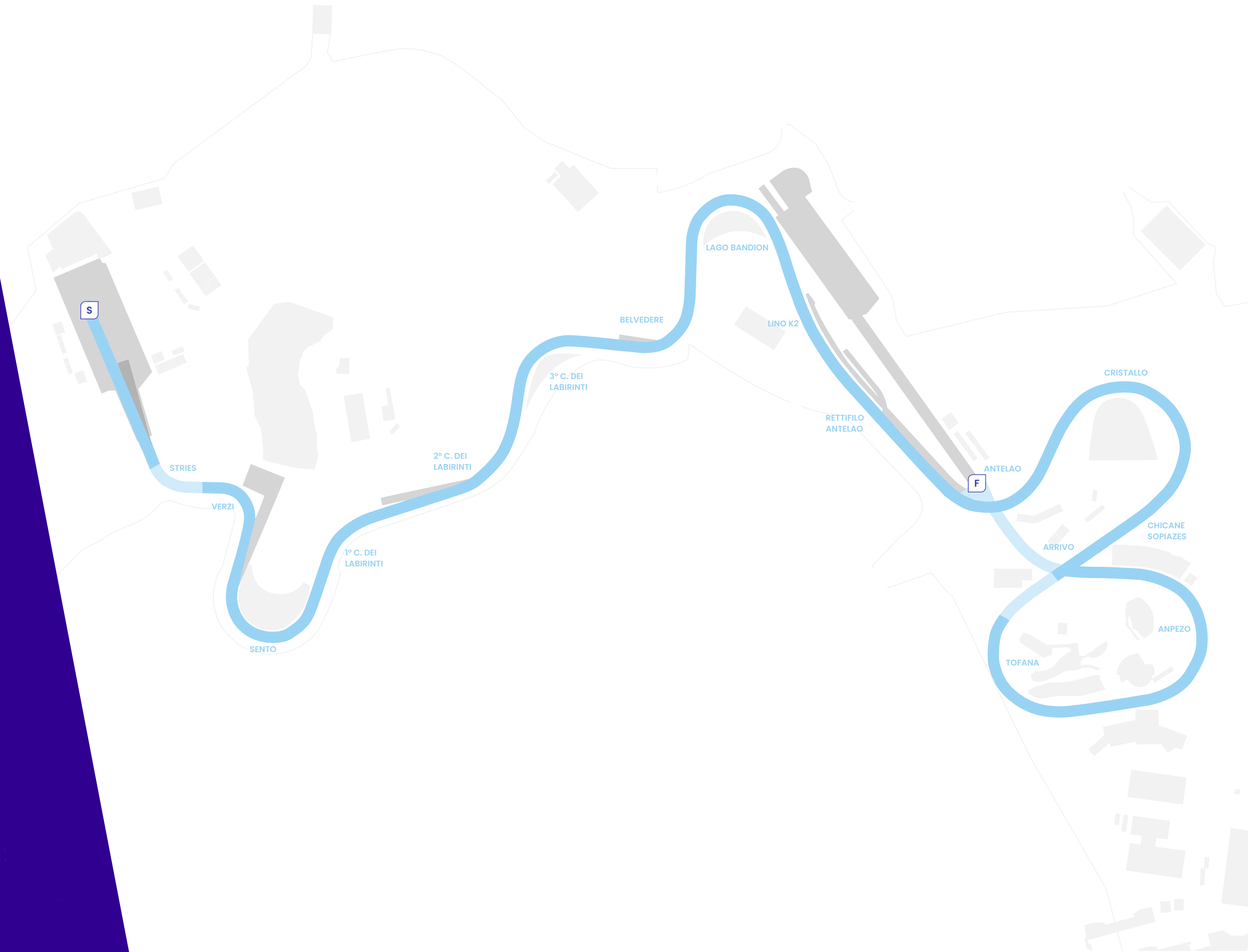
**1213.78m**  
Lowest point

**18%**  
Maximum gradient

**107m**  
Vertical drop

**16**  
Number of curves

**S** Start  
**F** Finish





## Sport Terminology

Terminologia sportiva / Terminologie du sport  
As of FRI 30 JAN 2026

Term	Definition
Bobsleigh spikes	Special sprint shoes with a minimum of 250 sharp steel spikes on the soles that help with traction on the ice at the start of a run.
Brakeman/ Brakewoman	Athletes who help push the sled at the start of the race. In a two-man or two-woman sled, there is one push athlete who is also the brakeman/brakewoman and enters the sled after the pilot. In a four-man sled, two additional athletes help push the sled and then sit in the sled between the pilot and brakeman.
Brakes	The device used for slowing or stopping the sled, controlled by the brakeman/brakewoman.
Braking stretch	The section of the track located beyond the Finish Line where sleds decelerate.
Heat	A heat consists of one rotation of the race order. At world championships and Olympic Winter Games every discipline consists of four heats. The winner is determined by the lowest combined time of the heats.
Kreisel	A type of turn that forms a circle by having the track cross over itself.
Labyrinth	A portion of the track that usually consists of a three-turn combination.
Line	The most efficient route in a track.
Pilot	The driver of the sled who is using the steering ropes. The pilot enters the sled first and is sitting in front.
Run/descent	A full trip down the course.
Runners	Polished steel on which the sled slides down the ice track (four pieces).
Scabbards	Protective covers that go over the sled's runners.
Sled	Aerodynamic machine constructed of carbon/fiberglass and steel.
Timing points	Areas in the course where time and speed are measured.
Track	Course on which the race is conducted.
2-man	A two-man bobsleigh measures 2.7m and weighs no more than 390.5kg with crew. Crews are made up of the pilot and a brakeman.
4-man	A four-man bobsleigh measures 3.8m and weighs no more than 631kg with a crew. Crews are made up of a pilot, two pushers and a brakeman.
2-woman	A two-woman bobsleigh measures 2.7m and weighs no more than 330.5kg with crew. Crews are made up of the pilot and a brakewoman.
Women's monobob	A one-person standard bobsleigh that measures 2.3m and weighs no more than 248.5kg with the athlete and sports equipment.

**Note:**  
For further information please consult: [www.ibsf.org](http://www.ibsf.org)



MILANO CORTINA  
2026

